

CITY OF BRUNSWICK, OHIO

AUDIT REPORT

**FOR THE YEAR ENDED
DECEMBER 31, 2011**

James G. Zupka, CPA, Inc.

Certified Public Accountants



Dave Yost • Auditor of State

Members of Council
City of Brunswick
4095 Center Road
Brunswick, OH 44212

We have reviewed the *Independent Auditor's Report* of the City of Brunswick, Medina County, prepared by James G. Zupka, CPA, Inc., for the audit period January 1, 2011 through December 31, 2011. Based upon this review, we have accepted these reports in lieu of the audit required by Section 117.11, Revised Code. The Auditor of State did not audit the accompanying financial statements and, accordingly, we are unable to express, and do not express an opinion on them.

Our review was made in reference to the applicable sections of legislative criteria, as reflected by the Ohio Constitution, and the Revised Code, policies, procedures and guidelines of the Auditor of State, regulations and grant requirements. The City of Brunswick is responsible for compliance with these laws and regulations.

A handwritten signature in cursive script that reads "Dave Yost".

Dave Yost
Auditor of State

July 3, 2012

This page intentionally left blank.

CITY OF BRUNSWICK, OHIO
AUDIT REPORT
FOR THE YEAR ENDED DECEMBER 31, 2011

TABLE OF CONTENTS

	<u>PAGE</u>
Report on Internal Control Over Financial Reporting and on Compliance and Other Matters Based on an Audit of Financial Statements Performed in Accordance with <i>Government Auditing Standards</i>	1-2
Status of Prior Findings and Recommendations	3

JAMES G. ZUPKA, C.P.A., INC.

Certified Public Accountants

5240 East 98th Street

Garfield Hts., Ohio 44125

Member American Institute of Certified Public Accountants

(216) 475 - 6136

Ohio Society of Certified Public Accountants

**REPORT ON INTERNAL CONTROL OVER FINANCIAL REPORTING
AND ON COMPLIANCE AND OTHER MATTERS BASED ON AN AUDIT OF
FINANCIAL STATEMENTS PERFORMED IN ACCORDANCE WITH
GOVERNMENT AUDITING STANDARDS**

To the Members of City Council and
Members of the Audit Committee
City of Brunswick, Ohio

We have audited the financial statements of the governmental activities, the business-type activities, each major fund, and the aggregate remaining fund information of the City of Brunswick, Medina County, Ohio, as of and for the year ended December 31, 2011, which collectively comprise the City of Brunswick, Ohio's basic financial statements and have issued our report thereon dated April 20, 2012, wherein we noted that the District implemented the provisions of Governmental Accounting Standards Board (GASB) Statement No. 54, *Fund Balance Reporting and Government Fund Type Definitions*, and restated the December 31, 2010 fund balances of the General Fund and nonmajor governmental funds due to changes in fund structure. We conducted our audit in accordance with auditing standards generally accepted in the United States of America and the standards applicable to financial audits contained in *Government Auditing Standards*, issued by the Comptroller General of the United States.

Internal Control Over Financial Reporting

Management of the City of Brunswick, Ohio, is responsible for establishing and maintaining effective internal control over financial reporting. In planning and performing our audit, we considered the City of Brunswick, Ohio's internal control over financial reporting as a basis for designing our auditing procedures for the purpose of expressing our opinions on the financial statements, but not for the purpose of expressing an opinion on the effectiveness of the City of Brunswick, Ohio's internal control over financial reporting. Accordingly, we do not express an opinion on the effectiveness of the City of Brunswick, Ohio's internal control over financial reporting.

A deficiency in internal control exists when the design or operation of a control does not allow management or employees, in the normal course of performing their assigned functions, to prevent, or detect and correct misstatements on a timely basis. *A material weakness* is a deficiency, or a combination of deficiencies, in internal control such that there is a reasonable possibility that a material misstatement of the entity's financial statements will not be prevented, or detected and corrected on a timely basis.


Our consideration of internal control over financial reporting was for the limited purpose described in the first paragraph of this section and was not designed to identify all deficiencies in internal control over financial reporting that might be deficiencies, significant deficiencies, or material weaknesses. We did not identify any deficiencies in internal control over financial reporting that we consider to be material weaknesses, as defined above.

Compliance and Other Matters

As part of obtaining reasonable assurance about whether the City of Brunswick, Ohio's financial statements are free of material misstatement, we performed tests of its compliance with certain provisions of laws, regulations, contracts, and grant agreements, noncompliance with which could have a direct and material effect on the determination of financial statement amounts. However, providing an opinion on compliance with those provisions was not an objective of our audit, and accordingly, we do not express such an opinion. The results of our tests disclosed no instances of noncompliance or other matters that are required to be reported under *Government Auditing Standards*.

We noted a certain matter that we reported to management of the City of Brunswick, Ohio, in a separate letter dated April 20, 2012.

This report is intended solely for the information and use of management, members of City Council, members of the Audit Committee, and others within the entity and is not intended to be and should not be used by anyone other than these specified parties.


James G. Zupka, CPA, Inc.
Certified Public Accountants

April 20, 2012

CITY OF BRUNSWICK, OHIO
STATUS OF PRIOR FINDINGS AND RECOMMENDATIONS
FOR THE YEAR ENDED DECEMBER 31, 2011

The prior audit report, as of December 31, 2010, included no findings. Management letter recommendations have been corrected, repeated, or procedures instituted to prevent occurrences in this audit period.



“Working together to create a community of excellence”

Comprehensive Annual Financial Report

Brunswick, Ohio

For the Year Ended December 31, 2011



City of Brunswick, Ohio * 4095 Center Road * Brunswick, OH 44212

www.brunswick.oh.us * 330-225-9144

City of Brunswick, Ohio

Comprehensive Annual Financial Report

For the Year Ended December 31, 2011

Issued by:

City of Brunswick
Department of Finance

Todd R. Fischer
Finance Director

INTRODUCTORY SECTION

City of Brunswick, Ohio
Comprehensive Annual Financial Report
For the Year Ended December 31, 2011
Table of Contents

	<u>Page</u>
I. Introductory Section	
Table of Contents	i
Letter of Transmittal	v
GFOA Certificate of Achievement	xii
List of City Officials	xiii
Organizational Chart	xiv
 II. Financial Section	
Independent Accountants' Report.....	1
Management's Discussion and Analysis.....	3
Basic Financial Statements:	
Government-Wide Financial Statements:	
Statement of Net Assets	15
Statement of Activities	16
Fund Financial Statements:	
Balance Sheet – Governmental Funds.....	18
Statement of Revenues, Expenditures and Changes in Fund Balances - Governmental Funds.....	20
Statement of Revenues, Expenditures and Changes in Fund Balances - Budget (Non-GAAP Basis) and Actual:	
General Fund	22
Fire Department Fund	23
Street Repair and Maintenance Fund	24
Police Fund	25
State Highway Fund	26
Statement of Fund Net Assets - Proprietary Funds	27
Statement of Revenues, Expenses and Changes in Fund Net Assets - Proprietary Funds	28
Statement of Cash Flows - Proprietary Funds	29
Statement of Fiduciary Assets and Liabilities – Agency Funds	30
Notes to the Basic Financial Statements	31

Combining Statements and Individual Fund Schedules:

Combining Statements – Nonmajor Governmental Funds:

Fund Descriptions.....	64
Combining Balance Sheet – Nonmajor Governmental Funds.....	66
Combining Statement of Revenues, Expenditures and Changes in Fund Balances – Nonmajor Governmental Funds.....	67
Combining Balance Sheet – Nonmajor Special Revenue Funds.....	68
Combining Statement of Revenues, Expenditures and Changes in Fund Balances – Nonmajor Special Revenue Funds.....	70
Combining Balance Sheet – Nonmajor Debt Service Funds.....	72
Combining Statement of Revenues, Expenditures and Changes in Fund Balances – Nonmajor Debt Service Funds.....	73
Combining Balance Sheet – Nonmajor Capital Projects Funds.....	74
Combining Statement of Revenues, Expenditures and Changes in Fund Balances – Nonmajor Capital Projects Funds.....	76

Combining Statements - Agency Funds:

Fund Descriptions.....	78
Combining Statement of Changes in Assets and Liabilities – Agency Funds.....	79

Individual Fund Schedules of Revenues, Expenditures/Expenses and Changes in
Fund Balances/Equity - Budget (Non-GAAP Basis) and Actual:

Major Funds:

General Fund.....	82
Fire Department Fund.....	88
Street Repair and Maintenance Fund.....	89
Police Fund.....	90
State Highway Fund.....	91
Refuse Fund.....	92
Stormwater Fund.....	93

Nonmajor Funds:

Court Computerization Fund.....	94
Drug Enforcement Fund.....	95
Law Enforcement Fund.....	96
Brunswick Transit Alternative Fund.....	97
Revolving Loan Fund.....	98
Parks Fund.....	99
Department of Justice Federal Grant Fund.....	100
Enforcement and Education Fund.....	101
Community Recreation Center Fund.....	102
Community Home Investment Program Grant Fund.....	103
Neighborhood Stabilization Program Grant Fund.....	104
Medina County Safe Communities Grant Fund.....	105
Cable TV Fund.....	106
General Obligation Bond Retirement Fund.....	107

Special Assessment Bond Retirement Fund	108
Community Development Block Grant Fund	109
Fire Department Improvement Fund	110
Permanent Improvement Fund.....	111
Park Development Fund	112
City Hall Expansion Fund.....	113
Ohio Environmental Improvement Grant Fund.....	114
Road Improvement Fund	115
Storm Sewer Fund	116
Pedestrian Infrastructure Grant Fund.....	117
Brunswick Lake Construction Fund	118
III. Statistical Section	
Statistical Section Description.....	S1
Net Assets by Component –	
Last Ten Years	S2
Change in Net Assets -	
Last Ten Years	S4
Fund Balances, Governmental Funds	
Last Ten Years	S8
Changes in Fund Balances, Governmental Funds	
Last Ten Years	S10
Assessed Valuation and Estimated Actual Values of Taxable Property	
Last Ten Years	S12
Property Tax Rates – Direct and Overlapping Governments – Last Ten Years.....	S14
Principal Real Property Taxpayers – 2011 and 2002	S16
Property Tax Levies and Collections – Last Ten Years	S17
Income Tax Revenue Base and Collections – Last Ten Years	S18
Ten Largest Municipal Income Tax Withholding Accounts – 2011 and 2002	S19
Ratios of Outstanding Debt to Total Personal Income	
and Debt Per Capita – Last Ten Years	S20
Ratio of General Obligation Bonded Debt to Estimated	
True Value of Taxable Property and Bonded	
Debt per Capita – Last Ten Years	S21
Legal Debt Margin Information – Last Ten Years	S22
Computation of Direct and Overlapping Debt Attributable to Governmental Activities.....	S24
Demographic and Economic Statistics – Last Ten Years.....	S25
Principal Employers – 2011 and 2002.....	S26

Full-Time Equivalent City Government Employees by Function/Program – Last Ten Years.....	S28
Capital Assets Statistics by Function/Program – Last Ten Years	S30
Operating Indicators by Function/Program – Last Ten Years.....	S32

MAYOR
GARY F. WERNER

**CITY MANAGER/
SAFETY DIRECTOR**
JAMES M. LUKAS

CITY OF BRUNSWICK

COUNCIL
MICHAEL J. ABELLA, JR
ANTHONY P. CAPRETTA
VINCENT CARL
DAVID COLEMAN
RONALD E. FALCONI
PATRICIA HANEK
BRIAN K. OUSLEY

April 20, 2012

Members of City Council and
Citizens of Brunswick:

We are pleased to submit the City of Brunswick's 2011 Comprehensive Annual Financial Report. This report enables the City to comply with Ohio Administrative Code Section 117-2-03 (B), which requires reporting on a Generally Accepted Accounting Principles (GAAP) basis, and Ohio Revised Code Section 117.38 which requires the cities reporting on a GAAP basis to file an annual report with the Auditor of State within 150 days of fiscal year end.

Management assumes full responsibility for the completeness and reliability of the information contained in this report, based upon a comprehensive framework of internal control that it has established for this purpose. Because the cost of internal control should not exceed the anticipated benefits, the objective is to provide reasonable, rather than absolute, assurance that the financial statements are free of any material misstatements.

State statutes require the City of Brunswick to be subjected to an annual examination by the Auditor of State. Either the Auditor of State of Ohio or, if the Auditor permits, an independent public accounting firm conducts these audits. Brunswick City Council selected James G. Zupka, CPA to perform these services for the year ended December 31, 2011. The Independent Accountants' Report on the basic financial statements is included in the financial section of this report.

Management's discussion and analysis (MD&A) immediately follows the independent auditor's report and provides a narrative introduction, overview and analysis of the basic financial statements. The MD&A complements this letter of transmittal and should be read in conjunction with it.

The City of Brunswick is located in north-central Ohio, within the boundaries of Medina County, and is 12.7 square miles in area. The City is fortunate to have I-71 as a major artery running north and south through its eastern half with an intersection at State Route 303. Additionally, the City is only 26 miles from Cleveland and only 12 miles from Cleveland Hopkins International Airport.

With the adoption of the Charter in 1975, the City changed from a part-time Mayor-Council form of government to a part-time Council and full-time City Manager form of government. As required by the City's Charter, every five years a commission is appointed by the Mayor to conduct a comprehensive review of the Charter and recommend any necessary amendments to City Council. Amendments are then reviewed by Council and approved amendments are then presented to the voters of the City for consideration at the November general election. The next Charter review year is scheduled for 2015.



4095 CENTER ROAD - BRUNSWICK, OHIO 44212

CITY HALL PHONE: (330) 225-9144 - FAX: (330) 273-8023 - POLICE & FIRE PHONE: (330) 225-9111 - FAX: (330) 225-6002
<http://www.brunswick.oh.us>

The City elects a part-time Mayor whose responsibilities include ceremonial and judicial functions. Council consists of seven elected members who engage a City Manager as the chief administrative officer of the City. The City Manager is responsible for hiring directors for: Law, Finance, Public Service, Parks and Recreation and Community Development. The City Manager is also responsible for hiring other department/division heads such as: Clerk of Courts, Information and Public Communications Manager, Information Technology and Security Officer, Economic Development Manager and an Administrative Services Manager.

The City provides full-time police and fire/emergency medical services protection, full-time street maintenance, full-time park improvement and maintenance, full-time building permitting and code enforcement, a fixed route transit service, weekly refuse collection and storm water maintenance as well as general administration services for all of its stakeholders. Water and sanitary sewer services are provided by the Cleveland Water Department and Medina County Sanitary Sewer Department, respectively. The private sector provides other major utilities for the City.

Brunswick operates a Mayor's Court under the provisions of the Ohio Revised Code. The Court hears all traffic and first to fourth degree misdemeanor charges. In the case of a "not guilty" plea, the cases are transferred to the Municipal Court in the City of Medina.

The City is very proud of its parks and recreational programming which include over 300 acres of park land and a Community Recreation and Fitness Center aimed at improving the quality of life for Brunswick residents and businesses. The City offers 23 parks which include community parks, neighborhood parks, and additional open spaces. The City's community parks are intended to serve the needs of the entire public without specific concentration on location. The City's neighborhood parks focus on the needs of specific neighborhoods, generally within one mile. The "open space" parks that are undeveloped by design offer a natural park without any constructed park apparatuses. Some of these parks also exist in order to protect specific areas from future construction, such as wetlands.

The City of Brunswick also operates a Community Recreation and Fitness Center serving residents as a fitness center, community event center, recreational program center, senior citizen center, and social center for public use. The Community Recreation Center offers a full range of recreational and social activities for people of all ages and abilities. Members have full use of the facility for open recreation and fitness opportunities. The City offers discounted membership and programming rates to Brunswick residents and other residents that reside within the School District boundaries (which extend, in part, into surrounding township areas). However, membership is not required to enroll in programs or attend meetings and social events. The Recreation and Fitness Center offers a Community Concert Series hosting concerts and plays for people of all ages as well as a variety of community wide programs at no additional charge to the residents.

Local Economy

Brunswick's local economy has improved over the last couple of years. According to the Ohio Department of Job and Family Services civilian labor force estimates, the City of Brunswick's unemployment rate equaled 7.1 percent in February 2012. This was a considerable improvement from February 2011 and 2010 when the City of Brunswick's unemployment rate was 8.0 and 9.3 percent respectively. The City of Brunswick's February 2012 unemployment rate was better than the State of Ohio's February 2012 seasonally adjusted unemployment rate of 7.6 percent.

The City's income tax base is made up of a good mix between business taxes and residential taxes. The biggest contributing group for income tax collections was the business withholdings at 49.49 percent. This is important since it marks the sixth straight year where the withholding percentage was greater than the residential percentage. This is attributed to the emphasis on economic development growth and the City's expanding tax base relative to the residential community. The remaining portions of the City income tax revenue is made up of residential taxes at 44.12 percent and business net-profit taxes at 6.39 percent.

The City of Brunswick continues to be fortunate to have a diverse business tax base that is not reliant on any one business or business sector. This diversity also proved to be a huge positive for the City during the economic downturn. The City did not experience the significant declines in business income tax revenues that other communities experienced. The Brunswick business tax base is made up of many small to medium size companies that have a wide range of products and services. The continued healthy growth in income tax revenue over the last ten years is attributable to this diversified and growing tax base along with an increased renewable tax rate.

The County Auditor has also recently notified the City that property values for the upcoming 2012 collection year are expected to remain relatively flat from 2011.

Please see the statistical section of this report for further detailed information with regard to income and property tax collections. Being that these two sources of income are the largest received by the City, it will be important to continue to monitor these amounts and determine the impact, if any, of the ongoing economic condition.

Long-Term Financial Planning and Focus

For the past several years, the City has focused on reducing or controlling its operational costs, revamping its budgeting procedures, funding previously unfunded decisions, restoring the City's fiscal infrastructure and General Fund cash reserves, and exploring various alternative or additional revenue sources. The outcome of this renewed focus has paid off immensely and has changed the financial behavior and decision making of the City. The City will continue to move forward in this renewed focus and begin to look into establishing various fiscal policies, such as fund balance reserve and debt issuance policies in the future.

In 2011, the City continued to restore the City's General Fund cash reserves to more comfortable levels; elected to keep 12 vacated positions resulting in approximately \$900,000 in cost savings, maintained staffing levels for the City's safety forces as stipulated in the renewable income tax levy language; approved a storm water fee pursuant to Ordinance 31-11 to fund annual storm water debt service obligations and maintenance concerns; implemented and levied a 3 percent hotel lodging tax; and placed a renewed focus funding additional road maintenance or improvement programs in the future.

The City continued its focus to balance the City's operational budget and 2011 marked the second straight year in which revenues exceeded expenditures. The restoration of the City's fiscal infrastructure over the last couple of years has provided the necessary foundation for City Council to consider implementing a fund balance reserve or other related financial policies. Cash fund balance reserves over and above a certain dollar amount most likely would be considered for a one-time expenditure, debt reductions or other designations that would not be tied to an annual or continuing obligation.

In addition to the City's efforts to restore the City's fiscal infrastructure and revamp the City's financial policies, City Council adopted Ordinance number 117-10 on December 20, 2010. This Ordinance states, "if a structural budget deficit does not exist for the subsequent budget year and actual revenues do exceed actual expenditures in the current year (for all funds receiving income tax), Council, if so desires, may budget and transfer available monies, as a result of the Early Retirement Incentive Plan, to the Road Improvement Fund #333 in accordance with Ohio Revised Code Section 5705.14." Pursuant to this Ordinance, 2012 would mark the first year that savings from the early retirement incentive program could be transferred to the Road Improvement fund by City Council.

Although the City borrowed an additional \$945,000 for the planned upgrading of traffic signals, signal controls and system communications in late 2011, the City continued with its debt reduction program for the second straight year by paying down \$425,000 in other existing short term debt principal balances with available cash reserves. The 2012 current appropriations passed by Council include the continuation of paying down principal

on certain short term debt issuances. Although, the City will continue to review and reduce certain short term debt principal balances when possible, the City may also utilize outside financing in order to address various major capital expenditures.

The City has become more aggressive, timely and more creative in its collection efforts of delinquent taxes. The City currently contracts with a third party agency to collect on delinquent accounts. These efforts allow for stronger income tax revenues and less delinquency rates.

The City continually explores new and creative methods of obtaining additional financial resources and has improved its fiscal infrastructure and management of its current resources.

Largest Revenue Source

The City's largest revenue source is taxes. Taxes are made up of income and property taxes.

Income Taxes:

Based on Council priorities and legal requirements, the City of Brunswick has an Ordinance Number 85-11 in place that determines the allocation of net municipal income tax revenues. The allocation of income taxes received during the calendar year of 2011 net of collection expenses was: 49.90 percent to the Police Fund; 26.75 percent to the Fire Fund, 6.75 percent to the Street Repair and Maintenance Fund; 7.70 percent to the General Fund; 3.55 percent to the Parks Fund; 4.30 percent to the General Obligation Bond Retirement Fund; and 1.05 percent to the Brunswick Transit Alternative Fund. The amount distributed to the Police, Fire, Street Repair and Maintenance, Parks and the Brunswick Transit Alternative Funds during the calendar year 2011 were limited to cash basis amounts of \$5,644,835, \$3,026,039, \$754,602, \$396,865, and \$117,383, respectively. Any amounts in excess of these amounts for these funds were retained in the General Fund to maximize and allow for additional financial flexibility during these financial times. City Council could elect to transfer or advance any excess income taxes retained in the General Fund over and above these established maximums.

Effective January 1, 2010, the City of Brunswick voters approved a four year renewable 0.50 percent income tax increase for the purpose of maintaining staffing levels for the City's safety forces. Council sensitive to the economic climate also passed legislation that implemented a 0.25 percent increase to the credit given to those residents who pay municipal income taxes to another community (usually a community where they work) to help minimize the financial impact to the residents of the community. This increase moved the credit to a full 1.0 percent and was only implemented if the tax initiative was successful, otherwise the credit would have remained unchanged at three quarters of one percent. The 0.50 percent safety levy has been estimated to have generated \$3,763,340 of the total income tax revenues recognized in 2011.

This levy was needed as a result of the City facing a long-term structural funding deficit, created largely in the early 2000's by expanding the fire and police departments beyond their provided funding levels. Based on the recommendation of a 2008 citizens' ad hoc committee, City Council presented the voters with a plan to *begin* to address some of the shortfalls. Council passed legislation asking the voters to consider a 0.50 percent income tax increase for the exclusive use for maintaining "safe" safety staffing levels. If the levy would not have been successful, significant operational cuts would have been enforced immediately.

Finally, Council provided the taxpayers with several accountability measures to ensure that, if successful, safeguards and oversight measures existed to account for the levy proceeds. To that end, Council passed legislation formally creating a Citizen's Financial Audit Review and Advisory Committee. This fifteen member committee is made up of residents and business owners of the community and are required, at a minimum, to serve as the City's audit committee and to meet [at least] quarterly to review the safety levy proceeds. Council also passed legislation that mandated the accounting of the Police Department be moved from the City's General

Fund to its own special revenue fund [similar to the Fire Department] for more transparent accounting beginning in 2010. Finally, in an effort to give the taxpayers built in authority to correct misappropriation of the additional income tax proceeds, Council limited the levy to a renewable four year term. So Brunswick voters will have the opportunity to revisit the issue in 2013 to determine if the need still exists and if the City did what was promised.

To summarize, the Brunswick community rallied around their safety forces and passed the renewable initiative. The City has made the future tax proceeds transparent and accountable to the stakeholders in an effort to add greater public trust into the process and to provide the best possible service.

Property Taxes:

The City has an Ordinance, based on the City Charter, accepting and certifying the property tax rates. The property tax rates for Fiscal Year 2011 were 2.6 mills in total, with 0.3 mills allocated to the City's police pension expenses and 2.3 mills allocated to the General Fund for general operations of the City.

The City does not currently have any voted property tax levies being collected. The City's last voted property tax levy was originally approved by the voters to construct the City of Brunswick's Recreation Building. The voted property tax levy expired December 31, 2009 and the corresponding debt obligation matured December 1, 2010.

Major Capital Improvement Projects

Traffic Control Improvements: The City continues their plan to replace, upgrade or install 27 traffic signals throughout the City in order to improve traffic flow, reduce traffic accidents and install emergency signal back-up measures. The cost of these improvements will be funded by an 80 percent federal grant and the remaining 20 percent being funded through the issuance of debt. The debt will be repaid from motor vehicle permissive tax revenues in the State Highway Fund. On March 28, 2012, the City issued a check in the amount of \$853,820 to the State of Ohio for the estimated 20% share of the construction costs. Construction is scheduled to begin by summer 2012.

Grafton / Hadcock Intersection Improvement Project: In 2009, the City was awarded \$535,000 in grant proceeds and \$92,210 in zero percent loans proceeds from the Ohio Public Works Commission and has allocated \$78,000 of local dollars to assist in the improvements at Grafton and Hadcock roads. The improvements include adding a traffic signal, a turn lane and resurfacing. The project is expected to be completed in 2012.

Hadcock Road Reconstruction – Phase II Improvement Project: The City has secured a \$466,729 grant and a \$400,000 zero percent interest loans from the Ohio Public Works Commission in 2010 to reconstruct 2,500 feet of roadway, including base repair, installation of curbs, sidewalks, drive aprons, storm drainage improvements. The project takes place along Hadcock Road south of Grafton Road to just south of Ruth Drive. The project is expected to be completed in 2012 and the third phase of Hadcock Road is anticipated to begin in late 2012.

Highland Area Storm Sewer Improvement Project: This project will improve the storm sewers affecting the residences along the west side of Highland Avenue between Center and Walnut Ridge Avenue. The funding for this project was paid from Community Development Block Grant funds along with a zero percent interest loan from the Ohio Public Works Commission. The project has since been completed.

El Dorado Storm Sewer Improvement Project: The City has secured \$134,175 in zero percent loans from the Ohio Public Works Commission in 2009 to improve the El Dorado stream embankment by constructing and installing a gabion basket retaining wall along the western stream bank by approximately fifty feet in each direction. The project has since been completed.

Water Quality and Drainage Improvement Programs: The City previously received \$1,000,000 in Section 594 Ohio Environmental Infrastructure federal funds and borrowed \$350,000 to match these funds. The total funds are intended to help alleviate various flooding concerns in the Concord Meadows area.

Pearl Road Project: This project is anticipated to begin in mid 2012 and include asphalt resurfacing and spot concrete base repairs on Pearl Road from Boston Road to Sleepy Hollow Road. The cost of the planned improvements will be funded by an 80 percent federal grant, with the remaining 20 percent being funded through a combination of a \$436,773 Ohio Public Works Commission Grant and up to \$104,000 from the City's Road Improvement Fund.

North Carpenter Road Improvement Project(s): In 2005, the City put the project on hold as a result of funding and until the plans could be reviewed and expanded to include a section of the road that was previously omitted from the project. In the meantime, the City has addressed or begun addressing other sections of North Carpenter Road that require more immediate attention such as the Center Road intersection, the Plum Creek and Healy Creek culvert sections, the section of North Carpenter Road that was originally omitted from the larger project. These sections or improvements were mainly made possible through grants or zero percent interest loans from the Ohio Public Works Commission as well as a small amount of local funds. The remainder of the North Carpenter Road Improvement project will expand the remaining major intersections along North Carpenter Road, at Grafton Road and at Boston Road, to three lanes. In addition, the construction will include an upgrade to a full concrete roadway, curbs and gutters, storm sewers and sidewalks. The project, provided it moves forward, will be funded by the City, Medina County and the Northeast Ohio Area Coordinating Agency.

Boston Road Improvement Project: The planned Boston Road Improvement Project would upgrade Boston Road to a three lane concrete roadway with curbing, sidewalks and storm sewers. The Cuyahoga County Engineer's Office is finalizing the project engineering. Right-of-way and construction for Boston Road have also been delayed due to funding concerns. The parties associated with this project include the City of Strongsville, the City of Brunswick and Northeast Ohio Area-wide Coordinating Agency (NOACA).

Road Conditions Study: The City Engineer updated the comprehensive City-wide pavement assessment and pavement maintenance capital needs study during 2011. The purpose of the original study was to 1) review the current conditions of the pavements and obtain basic information regarding the configuration of the pavement; 2) create a database of the pavement information gathered; 3) calculate a numerical ranking of pavement conditions; 4) determine preventative maintenance, repairs and replacement locations and costs and 5) determine schedule of repairs and funding requirements. The City is currently reviewing and discussing the funding sources available and alternative methods to fund future road maintenance and improvements. The City has always sought and will continue to seek federal or state assistance when completing various road projects.

Awards and Acknowledgments

The Government Finance Officers Association of the United States and Canada (GFOA) awards a Certificate of Achievement for Excellence in Financial Reporting to a governmental unit that publishes an easily readable and efficiently organized Comprehensive Annual Financial Report which conforms to program standards. Such a report must satisfy both generally accepted accounting principles and applicable legal requirements.

The Certificate of Achievement is the highest form of recognition in the area of governmental financial reporting and its award represents a significant accomplishment by a government and its management. GFOA awarded a Certificate of Achievement to the City of Brunswick for its CAFR for the year ended December 31, 2010. A copy of this certificate is contained within this report. This is the 28th award the City has received.

A Certificate of Achievement is valid for a period of one year. The City of Brunswick believes the 2011 Comprehensive Annual Financial Report conforms to the Certificate of Achievement Program requirements and standards, and has submitted it to the GFOA for consideration.

The employees of the City of Brunswick are dedicated to serve its citizens. The preparation of a report of this scope depends upon the dedication of many employees, but especially the employees in the Department of Finance who have worked on various parts of this project. The City also appreciates the dedication of Local Government Services Section of the Auditor of State's Office for their assistance and guidance in the preparation of this report.

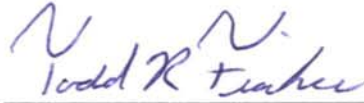
In addition, we would like to thank Brunswick City Council, whose leadership and encouragement made the preparation of this report possible.

We would like to take this opportunity to thank the residents, businesses and taxpayers of the City of Brunswick for entrusting us with the administration of their local government.

Respectfully submitted,



James M. Lukas
City Manager



Todd R. Fischer
Director of Finance

Certificate of Achievement for Excellence in Financial Reporting

Presented to

City of Brunswick
Ohio

For its Comprehensive Annual
Financial Report
for the Fiscal Year Ended
December 31, 2010

A Certificate of Achievement for Excellence in Financial Reporting is presented by the Government Finance Officers Association of the United States and Canada to government units and public employee retirement systems whose comprehensive annual financial reports (CAFRs) achieve the highest standards in government accounting and financial reporting.



Linda C. Davison

President

Jeffrey R. Emer

Executive Director

City of Brunswick, Ohio

*City Officials
December 31, 2011*

Mayor

Gary F. Werner

Council Members

Charles J. Ricco Patricia Hanek
Ronald E. Falconi..... Joseph P. Delsanter
Vincent Carl..... Lisa J. Zamiska
Timothy A. Gailey

City Manager/Safety Director

James M. Lukas

Finance Director and Tax Administrator

Todd R. Fischer

Parks and Recreation Director

John Piepsny

Law Director

Kenneth J. Fisher

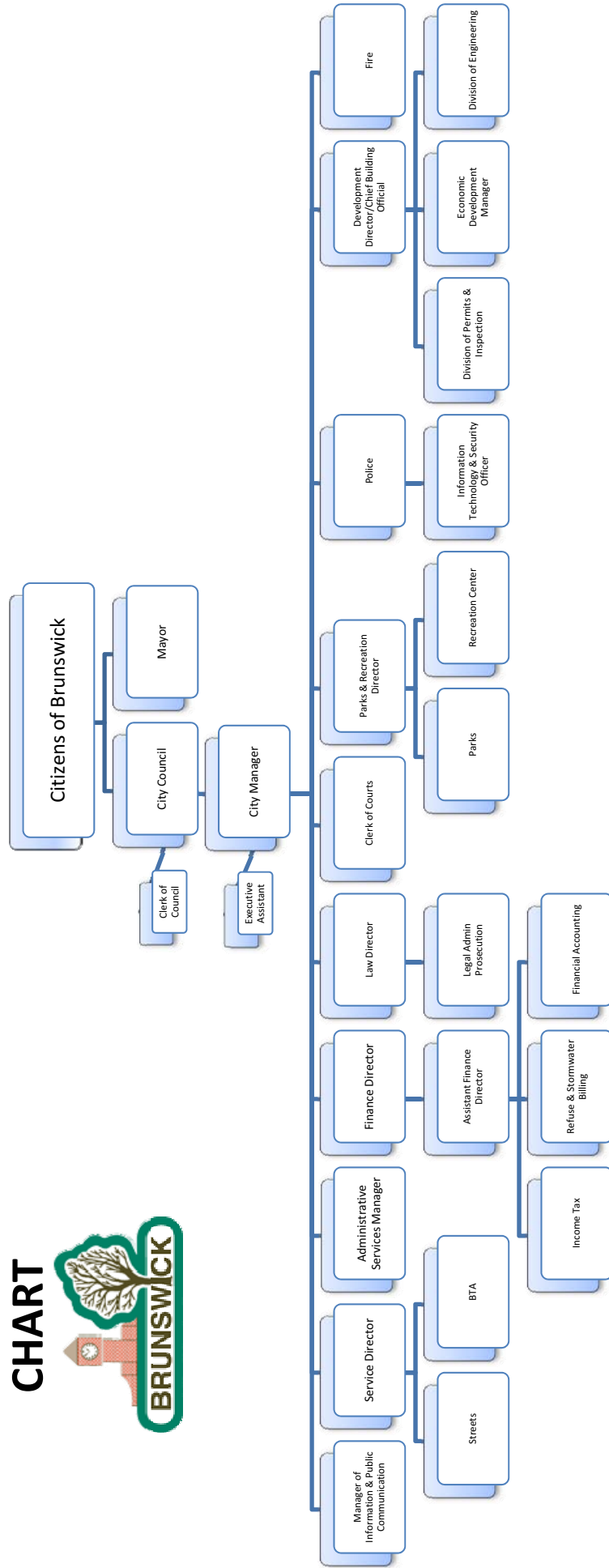
Development Director/Chief Building Official

Vacant

Service Director

Patrick McNamara

CITY OF BRUNSWICK ORGANIZATIONAL CHART



FINANCIAL SECTION

JAMES G. ZUPKA, C.P.A., INC.

Certified Public Accountants

5240 East 98th Street

Garfield Hts., Ohio 44125

Member American Institute of Certified Public Accountants

(216) 475 - 6136

Ohio Society of Certified Public Accountants

INDEPENDENT AUDITOR'S REPORT

To the Members of City Council and
Members of the Audit Committee
City of Brunswick, Ohio

The Honorable David Yost
Auditor of State
State of Ohio

We have audited the accompanying financial statements of the governmental activities, the business-type activities, each major fund, and the aggregate remaining fund information of the City of Brunswick, Medina County, Ohio, as of and for the year ended December 31, 2011, which collectively comprise the City's basic financial statements as listed in the table of contents. These financial statements are the responsibility of the City of Brunswick, Ohio's management. Our responsibility is to express opinions on these financial statements based on our audit.

We conducted our audit in accordance with auditing standards generally accepted in the United States of America and the standards applicable to financial audits contained in *Government Auditing Standards*, issued by the Comptroller General of the United States. Those standards require that we plan and perform the audit to obtain reasonable assurance about whether the financial statements are free of material misstatement. An audit includes examining, on a test basis, evidence supporting the amounts and disclosures in the financial statements. An audit also includes assessing the accounting principles used and the significant estimates made by management, as well as evaluating the overall financial statement presentation. We believe that our audit provides a reasonable basis for our opinions.


In our opinion, the financial statements referred to above present fairly, in all material respects, the respective financial position of the governmental activities, the business-type activities, each major fund, and the aggregate remaining fund information of the City of Brunswick, Ohio, as of December 31, 2011, and the respective changes in financial position, and cash flows, where applicable, thereof, and the respective budgetary comparison for the General Fund, the Fire Department Fund, the Street Repair and Maintenance Fund, the Police Fund, and the State Highway Fund for the year then ended in conformity with accounting principles generally accepted in the United States of America.

As discussed in Note 3, the City of Brunswick adopted the provisions of Governmental Accounting Standards Board (GASB) Statement No. 54, *Fund Balance Reporting and Governmental Fund Type Definitions*, and restated the December 31, 2010 fund balances of the General Fund and nonmajor governmental funds due to a change in fund structure.

In accordance with *Government Auditing Standards*, we have also issued our report dated April 20, 2012, on our consideration of the City of Brunswick, Ohio's internal control over financial reporting and on our tests of its compliance with certain provisions of laws, regulations, contracts, and grant agreements and other matters. The purpose of that report is to describe the scope of our testing of internal control over financial reporting and compliance and the results of that testing, and not to provide an opinion on the internal control over financial reporting or on compliance. That report is an integral part of an audit performed in accordance with *Government Auditing Standards* and should be considered in assessing the results of our audit.

Accounting principles generally accepted in the United States of America require that the Management's Discussion and Analysis on pages 3 through 13 be presented to supplement the basic financial statements. Such information, although not a part of the basic financial statements, is required by the Governmental Accounting Standards Board, who considers it to be an essential part of financial reporting for placing the basic financial statements in an appropriate operational, economic, or historical context. We have applied certain limited procedures to the required supplementary information in accordance with auditing standards generally accepted in the United States of America, which consisted of inquiries of management about the methods of preparing the information and comparing the information for consistency with management's responses to our inquiries, the basic financial statements, and other knowledge we obtained during our audit of the basic financial statements. We do not express an opinion or provide any assurance on the information because the limited procedures do not provide us with sufficient evidence to express an opinion or provide any assurance.

Our audit was conducted for the purpose of forming opinions on the financial statements that collectively comprise the City of Brunswick, Ohio's financial statements as a whole. The introductory section, combining and individual nonmajor fund financial statements and schedules, and statistical section are presented for purposes of additional analysis and are not a required part of the financial statements. The combining and individual nonmajor fund financial statements and schedules are the responsibility of management and were derived from and relate directly to the underlying accounting and other records used to prepare the financial statements. The information has been subjected to the auditing procedures applied in the audit of the financial statements and certain additional procedures, including comparing and reconciling such information directly to the underlying accounting and other records used to prepare the financial statements or to the financial statements themselves, and other additional procedures in accordance with auditing standards generally accepted in the United States of America. In our opinion, the information is fairly stated in all material respects in relation to the financial statements as a whole. The introductory and statistical sections have not been subjected to the auditing procedures applied in the audit of the basic financial statements and, accordingly, we do not express an opinion or provide any assurance on them.


James G. Zupka, CPA, Inc.
Certified Public Accountants

April 20, 2012

City of Brunswick, Ohio
Management's Discussion and Analysis
For the Year Ended December 31, 2011
Unaudited

The management's discussion and analysis of the City of Brunswick's financial performance provides an overall review of the City's financial activities for the year ended December 31, 2011. The intent of this discussion and analysis is to look at the City's financial performance as a whole; readers should also review the transmittal letter and the basic financial statements to enhance their understanding of the City's financial performance.

Financial Highlights:

- The primary financial goal in 2011 was to restore the cash reserve levels of the City's general, police, fire and street repair and maintenance and other operational funds to more comfortable and acceptable levels during these economic times. After nearly a decade of depleting cash reserves, the City Administration implemented a financial plan, succeeded at its plan, and restored its cash reserves back to a level that is both acceptable and one that can also be utilized for one time expenditures moving forward.
- The City maintained staffing levels for the City's safety forces as stipulated in the four year renewable income tax levy language. The City continued with its debt reduction program for the second straight year by paying down \$425,000 in other existing short term debt principal balances.
- The City borrowed an additional \$945,000 for the last phase of the planned upgrading of traffic signals, signal controls and system communications.
- The City kept twelve full-time positions vacant in 2011, resulting in approximately \$900,000 in cost savings. This decision helped the City achieve its primary financial goal as noted above.

Using This Comprehensive Annual Financial Report (CAFR)

This annual report consists of a series of financial statements and notes to those statements. These statements are prepared and organized so the reader can understand the City of Brunswick as a financial whole or as an entire operating entity. The statements proceed to provide an increasingly detailed look at the City's specific financial condition.

The *Statement of Net Assets* and *Statement of Activities* provide information about the activities of the whole City, presenting both an aggregate view of the City's finances and a longer-term view of those assets. Major fund financial statements provide the next level of detail. For governmental funds, these statements tell how services were financed in the short term as well as what dollars remain for future spending. The fund financial statements also look at the City's most significant funds with all other non-major funds presented in total in one column.

Reporting the City of Brunswick as a Whole

Statement of Net Assets and Statement of Activities

While this document contains information about the funds used by the City to provide services to our citizens, the view of the City as a whole looks at all financial transactions and asks the question, "How did the City do financially during 2011?" The *Statement of Net Assets* and the *Statement of Activities* answer this question. These statements include all assets and liabilities using the accrual basis of accounting similar to the accounting method used by the private sector. The basis of this accounting takes into account all of the current year's revenues and expenses regardless of when the cash is received or paid. These two statements report the City's net assets and the changes in those assets. The changes in net assets are important because it tells the

City of Brunswick, Ohio
Management's Discussion and Analysis
For the Year Ended December 31, 2011
Unaudited

reader whether, for the City as a whole, the financial position of the City has improved or diminished. However, in evaluating the overall position of the City, non-financial information such as changes in the City's tax base and the condition of the City's capital assets will also need to be evaluated.

The *Statement of Net Assets* and the *Statement of Activities* are divided into the following categories:

- Assets
- Liabilities
- Net Assets (Assets minus Liabilities)
- Program Revenue and Expenses
- General Revenues
- Net Assets Beginning of Year and Year's End

Reporting the City of Brunswick's Most Significant Funds

Fund Financial Statements

The presentation of the City's major funds begins on page 18. Fund financial reports provide detailed information about the City's major funds based on the restrictions on the use of monies. The City has established many funds which account for the multitude of services, facilities and infrastructure provided to our stakeholders. However, these fund financial statements focus on the City's most significant funds. In the case of the City of Brunswick, the major funds are the general, fire department, street repair and maintenance, police, state highway, refuse, and stormwater.

Government Funds

Most of the City's activities are reported in the governmental funds which focus on how money flows into and out of those funds and the available balances left at year end for spending in future periods. Governmental funds are reported using an accounting method called modified accrual accounting which measures cash and all other financial assets that are expected to be readily converted to cash. The governmental fund statements provide a detailed short-term view of the City's general operations and the basic services it provides. Government fund information helps you determine whether there are more or fewer financial resources that can be spent in the near future on services provided to our residents. The relationship (or differences) between governmental activities (reported in the *Statement of Net Assets* and the *Statement of Activities*) and governmental funds is reconciled in the financial statements.

Proprietary Funds

The proprietary funds (refuse and stormwater funds) operate as enterprise funds using the same basis of accounting as a business-type activity; therefore, these statements will essentially match the information provided in the statements for the City as a whole. 2011 marked the first year of the stormwater fund, however, billing the new storm water fee adopted by Council will take effect on January 1, 2012.

City of Brunswick, Ohio
Management's Discussion and Analysis
For the Year Ended December 31, 2011
Unaudited

The City as a Whole

The Statement of Net Assets looks at the City as a whole. Table 1 provides a summary of the City's net assets for 2011 compared to 2010.

Table 1
Net Assets

	Governmental Activities		Business-Type Activities		Total	
	2011	2010	2011	2010	2011	2010
Assets						
Current and Other Assets	\$29,289,826	\$23,972,199	\$930,956	\$785,139	\$30,220,782	\$24,757,338
Capital Assets, Net	42,213,789	41,797,448	180,337	194,474	42,394,126	41,991,922
<i>Total Assets</i>	<u>71,503,615</u>	<u>65,769,647</u>	<u>1,111,293</u>	<u>979,613</u>	<u>72,614,908</u>	<u>66,749,260</u>
Liabilities						
Current and Other Liabilities	6,400,359	6,166,936	203,060	180,857	6,603,419	6,347,793
Long-Term Liabilities:						
Due Within One Year	606,780	768,635	262	167	607,042	768,802
Due in More than One Year	6,428,664	6,717,225	1,642	1,070	6,430,306	6,718,295
<i>Total Liabilities</i>	<u>13,435,803</u>	<u>13,652,796</u>	<u>204,964</u>	<u>182,094</u>	<u>13,640,767</u>	<u>13,834,890</u>
Net Assets						
Invested in Capital Assets, Net of Related Debt	33,988,084	32,948,516	180,337	194,474	34,168,421	33,142,990
Restricted:						
Capital Projects	3,863,383	4,663,156	0	0	3,863,383	4,663,156
Debt Service	2,178,849	2,378,423	0	0	2,178,849	2,378,423
Other Purposes	9,107,548	7,023,010	0	0	9,107,548	7,023,010
Unrestricted	8,929,948	5,103,746	725,992	603,045	9,655,940	5,706,791
<i>Total Net Assets</i>	<u>\$58,067,812</u>	<u>\$52,116,851</u>	<u>\$906,329</u>	<u>\$797,519</u>	<u>\$58,974,141</u>	<u>\$52,914,370</u>

Total assets for the governmental and business-type activities increased from 2010 to 2011. The increase in the total current and other assets is mainly attributable to two reasons. The first reason is the City was successful in restoring its cash reserves back to more comfortable levels in 2011. The second reason is local unemployment rates, business withholdings, net profits and individual income levels improved greater than originally estimated, resulting in an increased income tax receivable.

The total liabilities for the governmental and business-type activities in 2011 remained relatively consistent with 2010. For governmental activities, the City issued an additional \$945,000 in short term notes but this was offset by other debt principal and long-term liability reductions associated with vacant positions. For business type-activities, the increase in liabilities was mainly due to increase in contractual refuse costs to the City's refuse hauler in 2011.

Net assets for the governmental and business-type activities increased. As previously mentioned, the reasons for the increase relate to the restoration of cash reserves and the continued improvement of the local economy since the economic downturn of 2008.

City of Brunswick, Ohio
Management's Discussion and Analysis
For the Year Ended December 31, 2011
Unaudited

Table 2 shows the changes in net assets for the year ended December 31, 2011.

	Table 2					
	Changes in Net Assets					
	Governmental Activities		Business-Type Activities		Total	
	2011	2010	2011	2010	2011	2010
Revenues						
<i>Program Revenues:</i>						
Charges for Services and Sales	\$3,585,155	\$3,657,457	\$2,464,970	\$2,238,200	\$6,050,125	\$5,895,657
Operating Grants and Contributions	2,289,557	2,682,981	0	0	2,289,557	2,682,981
Capital Grants and Contributions	1,724,921	1,086,493	0	0	1,724,921	1,086,493
<i>Total Program Revenues</i>	<u>7,599,633</u>	<u>7,426,931</u>	<u>2,464,970</u>	<u>2,238,200</u>	<u>10,064,603</u>	<u>9,665,131</u>
<i>General Revenues:</i>						
Property Taxes	1,610,752	1,817,014	0	0	1,610,752	1,817,014
Income Tax	14,570,128	12,035,566	0	0	14,570,128	12,035,566
Grants and Entitlements	1,381,304	1,280,690	0	0	1,381,304	1,280,690
Interest	35,458	32,393	0	0	35,458	32,393
Other	70,552	51,655	0	0	70,552	51,655
<i>Total General Revenues</i>	<u>17,668,194</u>	<u>15,217,318</u>	<u>0</u>	<u>0</u>	<u>17,668,194</u>	<u>15,217,318</u>
<i>Total Revenues</i>	<u>25,267,827</u>	<u>22,644,249</u>	<u>2,464,970</u>	<u>2,238,200</u>	<u>27,732,797</u>	<u>24,882,449</u>
<i>Program Expenses:</i>						
General Government	2,786,107	2,928,073	0	0	2,786,107	2,928,073
Security of Persons and Property	9,879,154	9,840,361	0	0	9,879,154	9,840,361
Transportation	2,895,051	2,815,791	0	0	2,895,051	2,815,791
Community Environment	1,850,257	2,259,993	0	0	1,850,257	2,259,993
Public Health Services	29,693	29,066	0	0	29,693	29,066
Leisure Time Activities	1,561,621	1,625,811	0	0	1,561,621	1,625,811
Refuse	0	0	2,334,864	2,211,473	2,334,864	2,211,473
Stormwater	0	0	21,296	0	21,296	0
Interest and Fiscal Charges	314,983	370,061	0	0	314,983	370,061
<i>Total Program Expenses</i>	<u>19,316,866</u>	<u>19,869,156</u>	<u>2,356,160</u>	<u>2,211,473</u>	<u>21,673,026</u>	<u>22,080,629</u>
Change in Net Assets	5,950,961	2,775,093	108,810	26,727	6,059,771	2,801,820
Net Assets Beginning of Year	52,116,851	49,341,758	797,519	770,792	52,914,370	50,112,550
Net Assets End of Year	<u>\$58,067,812</u>	<u>\$52,116,851</u>	<u>\$906,329</u>	<u>\$797,519</u>	<u>\$58,974,141</u>	<u>\$52,914,370</u>

The overall financial strength of the City improved from 2010 to 2011 as a result of the City's renewed focus to restore its cash reserves to more comfortable levels while controlling costs. In the second half of 2010, the City redirected its focus to restore its fiscal infrastructure and cash reserve levels to more comfortable levels and completed this plan as of December 31, 2011. As a part of this renewed focus, along with the most recent downturn in the economy, the City took a more conservative approach in estimating its 2010 income tax receivable estimate.

Effective December 31, 2010, the City's income tax receivable estimate was recorded with the best available information at the time. The recording of the 2010 receivable assumed a conservative collection on the City's new 0.50 percent income tax rate increase while predicting no change to a slight decline in the City's unemployment rate or growth in business and individual income levels at the time the recording of the receivable estimate was made. The estimate was based on a conservative approach and was also further supported by the most recent economic downturn in the economy. A year subsequent to the December 31,

City of Brunswick, Ohio
Management's Discussion and Analysis
For the Year Ended December 31, 2011
Unaudited

2010 income tax receivable estimate being made, the local economy had improved far better than estimated. Unemployment rates, business withholdings, net profit collections and individual income levels all improved greater than estimated. As a result of this new information, both the City's estimate for income tax receivable as of December 31, 2011 and corresponding income tax revenue in 2011 are higher than the 2010 receivable and revenue amounts, resulting in an increase in net assets.

Capital grant and contribution revenues increased as a result of the City receiving more grant monies from the Ohio Public Works Commission in 2011 than in 2010 for road improvements made on Grafton and Hadcock roads.

Total program expenses decreased slightly in 2011 as a result of the City's renewed focus to control costs. The most significant decrease in the program expense category of the governmental activities was in the community environment category. This decrease was partly attributable to the vacancy in the Development Director/Chief Building Official position in 2011.

The business-type expenses increased \$144,687 as a result of higher contractual, fuel and other related refuse costs in 2011. These costs were offset by increased fees as approved by Council. The overall goal of the refuse program is to charge the residents their "pro rata" share of the costs of the program.

Governmental Activities

Several revenue sources fund the City's governmental activities with the City's income tax being the largest contribution by a large margin. On April 8, 1968, the income tax rate of one percent was established by City Ordinance No. 6-68. The Income Tax Ordinance was amended on July 24, 1995 requiring proposed tax rate changes be submitted to the electors of the City for approval or rejection. On November 7, 1995 the electors approved the proposed .35 percent increase for the purpose of expanding the City's safety forces. On May 5, 2009, the electors approved the proposed 0.5 percent income tax rate increase for police and fire operational expenses, with a corresponding increase of 0.25 percent to the income tax credit rate approved by City Council. The 0.5 percent income tax rate increase is effective for a four year period from January 1, 2010 through December 31, 2013. The City's current income tax rate is 1.85 percent with a maximum of a 1.00 percent credit for income taxes paid to another municipality.

As previously mentioned, the City's local economy, including individuals, businesses, and unemployment rates all improved better than expected in 2011. The City is committed to a strong economic development program which also correlates into income tax revenues. The number of businesses, being industrial or commercial, large or small, provides the City with an income tax base that can sustain the loss of any major tax paying entity without significantly affecting the financial needs of the City. During 2011, the City income tax receipts, on a cash basis, were distributed to the following funds by City Council approved Ordinance: Police fund 49.9 percent, up to a maximum of \$5,644,835; fire fund 26.75 percent, up to a maximum of \$3,026,039; street repair and maintenance fund 6.75 percent, up to a maximum of \$754,602; Brunswick transit alternative fund 1.05 percent, up to a maximum of \$117,383; parks fund 3.55 percent, up to a maximum of \$396,865; general obligation bond retirement fund 4.30 percent; and the general fund 7.70 percent. Income tax receipts that exceed the established maximums in any one fund were retained in the general fund. Each year income tax allocations, voted levy language, fund balance reserves, priorities and needs of the City are evaluated prior to the income tax allocations being approved by Council.

City of Brunswick, Ohio
Management's Discussion and Analysis
For the Year Ended December 31, 2011
Unaudited

Charges for services represents revenues from the Mayor's Court, video service provider, building permits, park development, recreation center, emergency rescue, transit, and rental fees along with special assessments. Operating and capital grants and contributions are represented mainly of revenues received from other governments for a specific purpose. General revenues from property taxes and local government funds are also significant revenue generators but are under some pressure due to lower property values and pending State budget cuts. The City will continue to monitor its sources of revenue very closely for any changes or fluctuations.

Security of persons and property represents the highest program expense for the City by a large margin. This expense category is made up of all of the expenses and related activities of the City's Police and Fire departments. Both departments operated within its operating budget. The Police Department consists of a full-time police chief who oversees full-time and part-time police officers and communication specialists. The Police Department is funded primarily from revenues generated through the City's income tax, a .3 property tax levy and fines and forfeitures. As a result of the passage of the four year renewable 0.5 percent safety levy, the City presented the Police Department activities, unless otherwise restricted by the Ohio Revised Code, in the police special revenue fund effective January 1, 2010. In 2009 and prior, the police activity was split out between the general and police levy special revenue fund. The Fire Department operates as a full-time fire department and is funded with income tax collections and rescue billing collections. The department employs full-time and part-time firefighters/EMT personnel and is headed by a full-time chief. The goal of these two departments is to provide the best possible services to our community.

Transportation expense is the second highest governmental activities program expense for the City. Transportation expenses include depreciation, labor, benefits, maintenance and repairs to the City's roads and infrastructure as well as operational costs for the City's Brunswick Transit Alternative (BTA). The City paid for these activities primarily from the City's motor vehicle license tax, permissive tax and gasoline taxes in addition to intergovernmental monies and a portion of the City's income tax. The City's Engineer previously evaluated all of the City's roads to prioritize which City roads are projected to be or are in need of repair. This evaluation was updated in 2011 by the Engineer. In assessing roads and potential future infrastructure projects, the City has always applied for State Issue II and federal grant monies when applicable as well as searching for joint projects with surrounding communities and the County. The full-time City street laborers were reduced from fifteen to twelve individuals through attrition and retirements during 2010 and remained at this reduced level for 2011.

The City also operates its own public transit system. The City has a contract with Medina County Public Transit, (MCPT), to be our transport provider. MCPT's relationship with the City is to operate, maintain and manage the transit system within the agreed upon guidelines set forth in the contract. A large portion of capital and operating expenses needed to run a public transit system are reimbursable through the Ohio Greater Cleveland Regional Transit Authority (RTA), Ohio Department of Transportation and the United States Department of Transportation. The City also has a contract with the Northeast Ohio Areawide Coordinating Agency (NOACA) to assist the City in achieving its goal of improving the economy, environment, transportation system and quality of life for the citizens of Northeast Ohio and the City of Brunswick. The City is typically reimbursed for 65 percent of the net transit operation expenses, 90 percent of NOACA contractual service expenses and between 80 and 100 percent for capital expenses. The City also has an American Recovery and Reinvestment Act Grant for transit purposes. Any eligible transit expenses under this grant are reimbursed at 100 percent until the grant funds are exhausted.

City of Brunswick, Ohio
Management's Discussion and Analysis
For the Year Ended December 31, 2011
Unaudited

The third highest governmental activities program expense for the City is general government. This classification covers all general activities of the City, including but not limited to Council, Mayor, information technology, administration, finance, income tax, law, building, Mayor's Court, civil service and building repairs and maintenance expenditures. These expenses decreased since certain governmental activity positions were vacant for the full year of 2011 versus a partial year in 2010.

The next two highest program expenses are: community environment and leisure time activities. Interest and fiscal charges and public health services make up the remaining governmental activities program expenses.

The City's Funds

The City of Brunswick uses fund accounting as mandated by governmental legal requirements. The importance of accounting and reporting using this method is to demonstrate compliance with these finance related requirements.

Governmental Funds

Information about the City's governmental funds begins on page 18. These funds are accounted for by using the modified accrual basis of accounting.

The most significant funds are the general, fire department, street repair and maintenance, police and state highway funds.

The City's fund assets and fund balances increased as a result of restoring its cash reserves to more comfortable levels, controlling costs and the improving local economy. Fund liabilities also increased as a result of the net increase to the City's total note liability and the recognition of deferred revenue on the increased income tax receivable.

The City implemented Governmental Accounting Standards Board Statement Number 54 which resulted in the Cable TV fund activity being reported within the general fund activity. Furthermore, income tax revenues over and above the income tax ceiling maximums established on all other funds were retained in the general fund helping improve the general fund's ending fund balance. The general government expenditures declined since certain positions in the Law and Finance Departments were vacant for the full year of 2011 versus a partial year in 2010 and other related purchased service costs relating to law and general expenses were controlled.

The street repair and maintenance fund shows an increase in municipal income tax revenue in 2011 due to the increase to the maximum income tax allocation ordained by City Council. The expenditures in this fund remained fairly consistent with the prior year.

The fire department, police, and state highway funds only experienced minor changes in overall revenue and expenditures from 2010 to 2011. The police and fire departments did maintain staffing levels pursuant to the City's four year renewable safety levy. The state highway fund was not reported as a major fund in 2010 but qualified to be reported in 2011 and is used to account for State gasoline tax and motor vehicle registration fees restricted for maintenance of State highways within the City. The City borrowed an additional \$945,000 for the last phase of the planned upgrading of traffic signals, signal controls and system communications. The entire note liability of \$1,745,000 for this project is reported in the State Highway Fund.

City of Brunswick, Ohio
Management's Discussion and Analysis
For the Year Ended December 31, 2011
Unaudited

Business-Type Fund

The City previously only had one business-type activity, the refuse fund. The refuse fund accounts for the garbage collection serves and billing costs. The City's refuse rates during 2011 increased slightly from 2010 as a result the increased refuse costs. The increased refuse rates were authorized by City Council. Effective January 1, 2012, the City implemented a storm water management fee and, therefore, the City established the stormwater fund in 2011 to initiate the set-up process required to bill the new storm water fee. As of the date of this discussion and analysis, the City has collected the first quarter 2012 storm water fees, which are in line with estimated revenues.

General Fund Budgeting Highlights

The City's budget is prepared according to Ohio and local laws and is based on accounting for certain transactions on a basis of cash receipts, disbursements, and encumbrances. The City's general fund is now the second most significant fund as a result of the police activity being moved from the general fund to the police special revenue fund as of January 1, 2010. The City constantly monitors the estimated revenues and appropriations and performs detailed quarterly reviews of each estimated revenues and appropriation account. During the course of 2011, the City amended the overall budget eight different times during the year as a result of these reviews and discussions with the various departments. The most significant budgeted change in estimated receipts related to the general fund's income tax receipts. The \$1,119,463 increase from the original to the final budget is reflective of the anticipated income tax receipts over and above the Council imposed income tax ceiling maximums. This calculation was done subsequent to the original budget preparation and done with a conservative approach. The \$725,558 in actual receipts over and above the final budget was anticipated and discussed with Council's Citizens' Financial Audit Review and Advisory Committee on July 28, 2011. It was decided at this meeting these funds should be retained to help offset State budget cuts and also be available for future one-time expenditure purposes. Appropriation changes between the original and final budgets declined slightly since the City followed its plan to control operational costs.

As required by the City Charter, expenditures in excess of \$7,500 must be reviewed and approved individually by Council. Recommendations and requests for budget changes are referred to the Finance Committee and/or Committee as a Whole for review, after which to a Council work session for presentation before going to the formal Council Meeting for ordinance enactment. The legal level of control is to each office, department, and division, and, within each, the amount appropriated for personal services and other. Interdepartmental budget changes that modify line items within the established legal level of control are allowed without requiring Council's authorization.

City of Brunswick, Ohio
Management's Discussion and Analysis
For the Year Ended December 31, 2011
Unaudited

Capital Assets and Debt Administration

Capital Assets

Table 3
Capital Assets (Net of Depreciation)

	Governmental Activities		Business-Type Activity		Total	
	2011	2010	2011	2010	2011	2010
Land	\$5,355,233	\$5,355,233	\$0	\$0	\$5,355,233	\$5,355,233
Land Improvements	87,870	92,264	0	0	87,870	92,264
Buildings and Improvements	7,170,040	7,346,606	0	0	7,170,040	7,346,606
Machinery, Equipment and Vehicles	2,285,820	2,393,642	180,337	194,474	2,466,157	2,588,116
Furniture and Fixtures	5,309	8,466	0	0	5,309	8,466
Infrastructure						
Roads	6,490,133	6,202,622	0	0	6,490,133	6,202,622
Sidewalks	781,693	756,375	0	0	781,693	756,375
Storm Sewers	13,228,509	13,031,785	0	0	13,228,509	13,031,785
Bridges	162,815	169,411	0	0	162,815	169,411
Dam	1,390,399	1,422,734	0	0	1,390,399	1,422,734
Culverts	1,429,030	1,482,879	0	0	1,429,030	1,482,879
Construction in Progress	3,826,938	3,535,431	0	0	3,826,938	3,535,431
Totals	\$42,213,789	\$41,797,448	\$180,337	\$194,474	\$42,394,126	\$41,991,922

The most significant addition in capital assets is in the area of roads and storm sewers. During 2011 the City completed the North Carpenter Road project and the East/West Hadcock storm sewer project. Additionally, a significant amount of work was performed on the Hadcock/Grafton Road intersection and Hadcock Road Phase II road projects and the costs are included in construction in progress category. For additional information see Note 10 to the basic financial statements.

The City has purchased approximately 144 acres of land for the Brunswick Lake project and had previously designated approximately 77 acres of the 144 acres to be resold and developed in accordance with an approved master plan. As of December 31, 2011, the City has sold approximately 60 acres of the 77 acres, leaving approximately 17 acres available for resale. On February 25, 2009, the City sold approximately 16 acres to Zarembo Brunswick Associates, LLC. The land was sold in exchange for \$779,536 in cash and escrow deposits on hand plus a \$394,040 note receivable with 4 percent simple interest payable upon the sale of individual "blanks" of land or four years, whichever is earlier.

The Administration continues to seek grants for infrastructure projects, State and/or federal grant entitlements and stimulus and various other small grants serving a variety of purposes. In 2011, the City received federal grants for these purposes as awarded by the United States Department of Defense, United States Department of Housing and Urban Development, United States Department of Justice and the United States Department of Transportation. The City received Issue II State grant and/or zero percent loan monies for our North Carpenter Hadcock Road Phase II, and Grafton/Hadcock Road improvements and the Applewood, Highland and El Dorado storm sewer improvements. It is through these grants and entitlements along with our capital replacement programs, notes and transfers that we are able to improve upon our capital assets.

City of Brunswick, Ohio
Management's Discussion and Analysis
For the Year Ended December 31, 2011
Unaudited

Debt

Table 4 summarizes bonds, notes and loans outstanding.

Table 4
Outstanding Debt at Year End

	Governmental Activities	
	2011	2010
General Obligation Bonds	\$4,462,830	\$4,756,836
Special Assessment Bonds	1,597,631	1,791,298
Notes	3,345,000	2,825,000
Capital Leases	105,195	153,837
OPWC Loans	426,030	180,360
Totals	\$9,936,686	\$9,707,331

The general obligation bonds outstanding are composed of Capital Improvement Bonds and a City Hall Expansion Bond. The Capital Improvement and City Hall Expansion Bonds are paid from income tax revenue, and if necessary, monies transferred from the general fund. In 2012, the debt obligations associated with the Capital Improvement general obligation bonds have been budgeted to be paid from storm water fees.

The special assessment bonds consist of capital improvement, Cross Creek, South Carpenter Road, Laurel Road West Waterline, Grafton Road, Laurel Road and South Industrial Parkway improvements. Principal and interest for these bonds are paid from the collection of special assessments from the benefited property owners.

The notes payable represent bond anticipation notes for the following projects: (1) \$1,350,000 will finance the improvement of a storm water drainage system by constructing and reconstructing storm sewers, storm water detention basins and other storm water management improvements; the note will be repaid with the proceeds from the sale of general obligation bonds and the bonds will be repaid with storm water fees; (2) \$1,745,000 will finance the engineering and right-of-way costs of the improvement to the City's traffic control system; the note will be repaid with the proceeds from the sale of general obligation bonds and the bonds will be repaid with intergovernmental revenues earned in the state highway fund; and (3) \$250,000 was used to acquire fire apparatus and related equipment; the note will be paid with available fund balance reserves.

The capital leases represents leases for the acquisition of a grader and an ambulance.

The outstanding Ohio Public Works Commission loans represent interest free loans obtained to finance the Fireside Twin Storm, Highland Drive and El Dorado storm sewer projects and North Carpenter and Hadcock Road Phase II road projects. The loans associated with storm sewer projects will be repaid with storm water fees and the loans associated with road improvements will be paid for with municipal income tax, intergovernmental monies associated with gas and motor vehicle taxes, and or general fund transfer monies.

For information on the City's debt limitation (voted and unvoted) and additional information on the City's debt see the statistical section and notes 15 and 16 to the basic financial statements.

City of Brunswick, Ohio
Management's Discussion and Analysis
For the Year Ended December 31, 2011
Unaudited

Current Financial Related Activities

The City is ideally situated on Interstate 71, approximately twenty-five minutes from Cleveland, Ohio and approximately fifteen minutes from Cleveland Hopkins International Airport. Interstate 71 is intersected by State Route 303 and provides a perfect separation for industrial development east of Interstate 71 and commercial and residential development west of Interstate 71. The City enjoys two industrial parks on the east side of Interstate 71.

Brunswick's local economy has improved over the last couple of years and continues to outperform most other cities in Ohio. According to the Ohio Department of Job and Family Services civilian labor force estimates, the City of Brunswick's unemployment rate equaled 7.1 percent in February 2012. This was a considerable improvement from February 2011 and 2010 when the City of Brunswick's unemployment rate was 8.0 and 9.3 percent respectively. The City of Brunswick's February 2012 unemployment rate was also better than the State of Ohio's February 2012 seasonally adjusted unemployment rate of 7.6 percent.

The City of Brunswick has committed itself to financial excellence and has a history of doing just that. The City has received the Government Finance Officers Award Certificate of Achievement for Excellence since 1982 (with the exception of 1986). Our commitment to our residents has always been one of full disclosure of the financial position of the City.

In the last seven years, the City of Brunswick has also received five State Auditor Awards for our outstanding commitment to the highest standards of financial reporting. This recognition award is given to a select percent of governments in the State of Ohio for not only meeting the strict standards established by the United States Government Finance Officers Association, but also for building sound internal accounting controls that provide for the safeguarding, reliability and accountability of financial records and City assets. The latest award also stipulated that the citizens represented are well served by our effective and accountable financial practices.

These awards would not have been possible without the hard work of the Finance Committee, Finance Department staff, City Administration, and the Local Government Services Section of the Auditor of State's office. It is a great honor for the City of Brunswick to be able to place itself in the top percent of all governments in the State of Ohio and we look forward to maintaining excellence in financial reporting and internal accounting controls in the years to come.

Contacting the City's Finance Department

This financial report is designed to provide our citizens, taxpayers, creditors and investors with a general overview of the City's finances and show the City's accountability for all money it receives, spends or invests. If you have any questions about this report or need financial information contact the Director of Finance, Todd Fischer, 4095 Center Road Brunswick, Ohio 44212, telephone (330) 225-9144 or the website at www.brunswick.oh.us.

Basic Financial Statements

City of Brunswick, Ohio
Statement of Net Assets
December 31, 2011

	Governmental Activities	Business-Type Activities	Total
Assets			
Equity in Pooled Cash and Cash Equivalents	\$15,070,520	\$551,790	\$15,622,310
Cash and Cash Equivalents:			
In Segregated Accounts	10,420	0	10,420
With Fiscal Agents	647	0	647
Investments	18,098	0	18,098
Accounts Receivable	241,699	414,166	655,865
Accrued Interest Receivable	46,696	0	46,696
Intergovernmental Receivable	1,867,215	0	1,867,215
Internal Balances	35,000	(35,000)	0
Materials and Supplies Inventory	160,022	0	160,022
Income Taxes Receivable	7,222,374	0	7,222,374
Property Taxes Receivable	1,656,199	0	1,656,199
Special Assessments Receivable	1,598,018	0	1,598,018
Notes Receivable	394,090	0	394,090
Deferred Charges	131,618	0	131,618
Assets Held for Resale	837,210	0	837,210
Nondepreciable Capital Assets	9,182,171	0	9,182,171
Depreciable Capital Assets, Net	33,031,618	180,337	33,211,955
<i>Total Assets</i>	<u>71,503,615</u>	<u>1,111,293</u>	<u>72,614,908</u>
Liabilities			
Accounts Payable	400,920	198,578	599,498
Contracts Payable	81,836	0	81,836
Accrued Wages	776,087	3,631	779,718
Notes Payable	3,345,000	0	3,345,000
Deferred Revenue	1,585,432	0	1,585,432
Vacation Benefits Payable	183,586	851	184,437
Matured Compensated Absences Payable	1,697	0	1,697
Matured Interest Payable	647	0	647
Accrued Interest Payable	25,154	0	25,154
Long-Term Liabilities:			
Due Within One Year	606,780	262	607,042
Due in More Than One Year	6,428,664	1,642	6,430,306
<i>Total Liabilities</i>	<u>13,435,803</u>	<u>204,964</u>	<u>13,640,767</u>
Net Assets			
Invested in Capital Assets, Net of Related Debt	33,988,084	180,337	34,168,421
Restricted for:			
Capital Projects	3,863,383	0	3,863,383
Debt Service	2,178,849	0	2,178,849
Police	3,771,232	0	3,771,232
Fire	2,523,216	0	2,523,216
Transportation	2,512,538	0	2,512,538
Community Improvement	265,396	0	265,396
Other Purposes	35,166	0	35,166
Unrestricted	8,929,948	725,992	9,655,940
<i>Total Net Assets</i>	<u>\$58,067,812</u>	<u>\$906,329</u>	<u>\$58,974,141</u>

See accompanying notes to the basic financial statements

City of Brunswick, Ohio
Statement of Activities
For the Year Ended December 31, 2011

	Program Revenues			
	Expenses	Charges for Services, Sales and Operating Assessments	Operating Grants, Contributions and Interest	Capital Grants and Contributions
Governmental Activities				
General Government	\$2,786,107	\$574,868	\$0	\$0
Security of Persons and Property	9,879,154	1,225,156	196,781	0
Transportation	2,895,051	31,706	1,840,250	1,724,921
Community Environment	1,850,257	576,126	252,526	0
Public Health Services	29,693	0	0	0
Leisure Time Activities	1,561,621	1,177,299	0	0
Interest and Fiscal Charges	314,983	0	0	0
<i>Total Governmental Activities</i>	19,316,866	3,585,155	2,289,557	1,724,921
Business-Type Activities				
Refuse	2,334,864	2,464,970	0	0
Stormwater	21,296	0	0	0
<i>Total Business-Type Activities</i>	2,356,160	2,464,970	0	0
<i>Totals</i>	<u>\$21,673,026</u>	<u>\$6,050,125</u>	<u>\$2,289,557</u>	<u>\$1,724,921</u>

General Revenues

Property Taxes Levied for:

General Purposes

Police

Income Taxes Levied for:

General Purposes

Capital Projects

Debt Service

Fire

Street Repair and Maintenance

Police

Brunswick Transit Alternative

Parks

Grants and Entitlements not Restricted
to Specific Programs

Interest

Other

Total General Revenues

Change in Net Assets

Net Assets Beginning of Year

Net Assets End of Year

See accompanying notes to the basic financial statements

Net (Expense) Revenue
and Changes in Net Assets

Governmental Activities	Business-Type Activity	Total
(\$2,211,239)	\$0	(\$2,211,239)
(8,457,217)	0	(8,457,217)
701,826	0	701,826
(1,021,605)	0	(1,021,605)
(29,693)	0	(29,693)
(384,322)	0	(384,322)
(314,983)	0	(314,983)
(11,717,233)	0	(11,717,233)
0	130,106	130,106
0	(21,296)	(21,296)
0	108,810	108,810
(11,717,233)	108,810	(11,608,423)
1,418,940	0	1,418,940
191,812	0	191,812
3,208,310	0	3,208,310
72,224	0	72,224
458,449	0	458,449
3,293,225	0	3,293,225
844,635	0	844,635
6,129,986	0	6,129,986
132,191	0	132,191
431,108	0	431,108
1,381,304	0	1,381,304
35,458	0	35,458
70,552	0	70,552
17,668,194	0	17,668,194
5,950,961	108,810	6,059,771
52,116,851	797,519	52,914,370
\$58,067,812	\$906,329	\$58,974,141

City of Brunswick, Ohio

Balance Sheet

Governmental Funds

December 31, 2011

	<u>General</u>	<u>Fire Department</u>	<u>Street Repair and Maintenance</u>	<u>Police</u>	<u>State Highway</u>
Assets					
Equity in Pooled Cash and Cash Equivalents	\$5,220,866	\$854,652	\$981,568	\$1,032,443	\$1,514,124
Cash and Cash Equivalents:					
in Segregated Accounts	10,420	0	0	0	0
With Fiscal Agents	0	0	0	0	0
Investments	0	0	0	0	0
Receivables:					
Income Taxes	686,126	1,913,929	505,566	3,557,019	0
Property Taxes	1,460,311	0	0	195,888	0
Accounts	131,597	110,102	0	0	0
Interfund	938,700	0	0	0	0
Loans to Other Funds	1,411,286	0	0	0	0
Intergovernmental	718,647	2,500	744,476	22,627	59,516
Accrued Interest	1,781	0	0	0	0
Notes	0	0	0	0	0
Special Assessments	0	0	0	0	0
Materials and Supplies Inventory	0	988	119,930	3,675	0
Assets Held for Resale	0	0	0	0	0
Restricted Assets:					
Equity in Pooled Cash and Cash Equivalents	17,905	0	0	0	0
Total Assets	<u>\$10,597,639</u>	<u>\$2,882,171</u>	<u>\$2,351,540</u>	<u>\$4,811,652</u>	<u>\$1,573,640</u>
Liabilities and Fund Balances					
Liabilities					
Accounts Payable	\$83,254	\$50,350	\$27,062	\$109,498	\$21,094
Contracts Payable	0	0	0	0	0
Accrued Wages	99,966	192,979	41,000	420,127	0
Matured Compensated Absences	1,697	0	0	0	0
Notes Payable	0	0	0	0	1,745,000
Interfund Payable	0	0	0	0	0
Loans from Other Funds	0	0	0	0	0
Accrued Interest Payable	0	0	0	0	2,529
Deferred Revenue	2,647,436	1,627,746	1,032,091	3,094,780	49,658
Matured Interest Payable	0	0	0	0	0
Total Liabilities	<u>2,832,353</u>	<u>1,871,075</u>	<u>1,100,153</u>	<u>3,624,405</u>	<u>1,818,281</u>
Fund Balances					
Nonspendable	956,605	988	119,930	3,675	0
Restricted	0	1,010,108	1,131,457	1,183,572	0
Committed	540,280	0	0	0	0
Assigned	1,620,933	0	0	0	0
Unassigned (Deficit)	4,647,468	0	0	0	(244,641)
Total Fund Balances (Deficit)	<u>7,765,286</u>	<u>1,011,096</u>	<u>1,251,387</u>	<u>1,187,247</u>	<u>(244,641)</u>
Total Liabilities and Fund Balances	<u>\$10,597,639</u>	<u>\$2,882,171</u>	<u>\$2,351,540</u>	<u>\$4,811,652</u>	<u>\$1,573,640</u>

See accompanying notes to the basic financial statements

City of Brunswick, Ohio
*Reconciliation of Total Governmental Fund Balances to
Net Assets of Governmental Activities
December 31, 2011*

Other Governmental Funds	Total Governmental Funds	Total Governmental Fund Balances	\$13,821,529
		<i>Amounts reported for governmental activities in the statement of net assets are different because</i>	
\$5,448,962	\$15,052,615	Capital assets used in governmental activities are not financial resources and therefore are not reported in the funds.	42,213,789
0	10,420	Other long-term assets are not available to pay for current- period expenditures and therefore are deferred in the funds:	
647	647	Delinquent Property Taxes	70,767
18,098	18,098	Income Tax	5,845,611
		Special Assessments	1,598,018
559,734	7,222,374	Grants and Entitlements	1,475,092
0	1,656,199	Charges for Services	105,229
0	241,699	Interest	45,496
0	938,700	Total	9,140,213
0	1,411,286	In the statement of activities interest is accrued on outstanding bonds, whereas in governmental funds, an interest expenditure is reported when due.	(20,307)
319,449	1,867,215	Vacation benefits payable is a contractually required benefit not expected to be paid with expendable available financial resources and therefore not reported in the funds.	(183,586)
44,915	46,696	Unamortized issuance costs represent deferred charges which do not provide current financial resources and, therefore, are not reported in the funds.	131,618
394,090	394,090	Long-term liabilities, including notes and bonds payable and bond premium payable, are not due and payable in the current period and therefore are not reported in the funds:	
1,598,018	1,598,018	General Obligation Bonds	(4,462,830)
35,429	160,022	Special Assessment Bonds	(1,597,631)
837,210	837,210	Capital Leases	(105,195)
		OPWC Loan	(426,030)
0	17,905	Compensated Absences	(443,758)
\$9,256,552	\$31,473,194	Total	(7,035,444)
\$109,662	\$400,920	<i>Net Assets of Governmental Activities</i>	
81,836	81,836		\$58,067,812
22,015	776,087		
0	1,697		
1,600,000	3,345,000		
903,700	903,700		
1,411,286	1,411,286		
2,318	4,847		
2,273,934	10,725,645		
647	647		
6,405,398	17,651,665		
35,429	1,116,627		
2,888,742	6,213,879		
881,516	1,421,796		
75,384	1,696,317		
(1,029,917)	3,372,910		
2,851,154	13,821,529		
\$9,256,552	\$31,473,194		

City of Brunswick, Ohio
Statement of Revenues, Expenditures and Changes in Fund Balances
Governmental Funds
For the Year Ended December 31, 2011

	General	Fire Department	Street Repair and Maintenance	Police	State Highway
Revenues					
Property Taxes	\$1,419,130	\$0	\$0	\$191,604	\$0
Municipal Income Tax	3,036,373	3,076,063	771,535	5,735,623	0
Charges for Services	65,574	549,135	13,033	98,887	0
Special Assessments	0	0	0	0	0
Licenses, Permits and Fees	1,103,088	0	1,920	0	0
Fines and Forfeitures	4,601	0	0	512,974	989
Intergovernmental	1,390,280	0	1,471,696	62,555	119,093
Sales	0	0	0	0	0
Interest	18,940	0	0	0	0
Other	33,356	5,502	6,132	8,749	0
<i>Total Revenues</i>	<u>7,071,342</u>	<u>3,630,700</u>	<u>2,264,316</u>	<u>6,610,392</u>	<u>120,082</u>
Expenditures					
Current:					
General Government	2,764,513	0	0	0	0
Security of Persons and Property	96,059	3,318,139	0	6,062,458	0
Transportation	0	0	1,880,090	0	87,243
Community Environment	1,073,182	0	0	0	0
Public Health Services	6,533	0	0	0	0
Leisure Time Activities	91,374	0	0	0	0
Capital Outlay	0	0	0	0	0
Debt Service:					
Principal Retirement	0	24,631	24,011	0	0
Interest and Fiscal Charges	0	2,737	4,997	0	14,465
<i>Total Expenditures</i>	<u>4,031,661</u>	<u>3,345,507</u>	<u>1,909,098</u>	<u>6,062,458</u>	<u>101,708</u>
<i>Excess of Revenues</i> <i>Over (Under) Expenditures</i>	<u>3,039,681</u>	<u>285,193</u>	<u>355,218</u>	<u>547,934</u>	<u>18,374</u>
Other Financing Sources (Uses)					
OPWC Loans Issued	0	0	0	0	0
Transfers In	0	0	0	0	0
Transfers Out	(40,882)	0	0	0	0
<i>Total Other Financing Sources (Uses)</i>	<u>(40,882)</u>	<u>0</u>	<u>0</u>	<u>0</u>	<u>0</u>
<i>Net Change in Fund Balances</i>	2,998,799	285,193	355,218	547,934	18,374
<i>Fund Balances (Deficit)</i>					
<i>Beginning of Year - Restated (See Note 3)</i>	<u>4,766,487</u>	<u>725,903</u>	<u>896,169</u>	<u>639,313</u>	<u>(263,015)</u>
<i>Fund Balances (Deficit) End of Year</i>	<u>\$7,765,286</u>	<u>\$1,011,096</u>	<u>\$1,251,387</u>	<u>\$1,187,247</u>	<u>(\$244,641)</u>

See accompanying notes to the basic financial statements

City of Brunswick, Ohio
*Reconciliation of the Statement of Revenues, Expenditures and Changes
in Fund Balances of Governmental Funds to the Statement of Activities
For the Year Ended December 31, 2011*

Other Governmental Funds	Total Governmental Funds		
		Net Change in Fund Balances -Total Governmental Funds	\$4,430,658
		<i>Amounts reported for governmental activities in the statement of activities are different because:</i>	
		Governmental funds report capital outlays as expenditures.	
		However, in the statement of activities, the cost of those assets is allocated over their estimated useful lives as depreciation expense. This is the amount by which capital outlays exceeded depreciation in the current period.	
\$0	\$1,610,734	Capital Asset Additions	2,276,873
1,084,082	13,703,676	Current Year Depreciation	<u>(1,787,547)</u>
1,116,845	1,843,474	Total	489,326
277,970	277,970		
59,980	1,164,988	Governmental funds only report the disposal of capital assets to the extent proceeds are received from the sale. In the statement of activities, a gain or loss is reported for each disposal.	(72,985)
37,194	555,758		
2,304,475	5,348,099	Revenues in the statement of activities that do not provide current financial resources are not reported as revenues in the funds.	
627	627	Delinquent Property Taxes	18
174	19,114	Income Tax	866,452
16,813	70,552	Special Assessment	(188,476)
<u>4,898,160</u>	<u>24,594,992</u>	Grants and Entitlements	36,549
		Charges for Services	(58,052)
		Interest	<u>16,344</u>
		Total	672,835
		Other financing sources, such as OPWC Loans Issued, in the governmental funds increase long-term liabilities in the statement of net assets.	(260,374)
		Repayment of debt principal is an expenditure in the governmental funds, but the repayment reduces long-term liabilities in the statement of net assets.	537,063
		Some expenses reported in the statement of activities do not require the use of current financial resources and therefore are not reported as expenditures in governmental funds.	
48,323	2,812,836	Accrued Interest on Bonds	1,644
132,324	9,608,980	Amortization of Issuance Costs	(12,438)
318,791	2,286,124	Amortization of Bond Premium	<u>13,956</u>
197,633	1,270,815	Total	3,162
0	6,533		
1,269,518	1,360,892	Some expenses reported in the statement of activities do not require the use of current financial resources and therefore are not reported as expenditures in governmental funds.	
2,223,320	2,223,320	Compensated Absences	(25,505)
<u>488,421</u>	537,063	Early Retirement Incentive	185,276
<u>295,946</u>	318,145	Vacation Benefits Payable	<u>(8,495)</u>
<u>4,974,276</u>	<u>20,424,708</u>	Total	<u>151,276</u>
		<i>Change in Net Assets of Governmental Activities</i>	<u><u>\$5,950,961</u></u>
(76,116)	4,170,284		
260,374	260,374		
40,882	40,882		
0	(40,882)		
<u>301,256</u>	<u>260,374</u>		
225,140	4,430,658		
<u>2,626,014</u>	<u>9,390,871</u>		
<u>\$2,851,154</u>	<u>\$13,821,529</u>		

City of Brunswick, Ohio
Statement of Revenues, Expenditures and Changes
in Fund Balance - Budget (Non-GAAP Basis) and Actual
General Fund
For the Year Ended December 31, 2011

	Budgeted Amounts		Actual	Variance with Final Budget Positive (Negative)
	Original	Final		
Revenues				
Property Taxes	\$1,447,086	\$1,447,086	\$1,419,130	(\$27,956)
Municipal Income Tax	1,533,348	2,216,615	2,996,200	779,585
Charges for Services	65,731	84,005	65,203	(18,802)
Licenses, Permits and Fees	454,500	580,858	546,147	(34,711)
Fines and Forfeitures	1,330	1,700	1,663	(37)
Intergovernmental	996,236	1,273,206	1,321,996	48,790
Interest	12,830	16,397	17,740	1,343
Other	38,329	48,986	26,332	(22,654)
<i>Total Revenues</i>	4,549,390	5,668,853	6,394,411	725,558
Expenditures				
Current:				
General Government	3,574,258	3,417,567	3,041,366	376,201
Security of Persons and Property	114,517	112,891	97,291	15,600
Community Environment	931,014	920,231	743,211	177,020
Public Health Services	13,235	13,235	6,533	6,702
Leisure Time Activities	106,839	119,200	113,438	5,762
<i>Total Expenditures</i>	4,739,863	4,583,124	4,001,839	581,285
<i>Excess of Revenues Over (Under) Expenditures</i>	(190,473)	1,085,729	2,392,572	1,306,843
Other Financing Sources (Uses)				
Advances In	271,500	271,500	271,500	0
Advances Out	(281,032)	(528,900)	(528,900)	0
Transfers Out	0	(118,582)	(40,882)	77,700
<i>Total Other Financing Sources (Uses)</i>	(9,532)	(375,982)	(298,282)	77,700
<i>Net Change in Fund Balance</i>	(200,005)	709,747	2,094,290	1,384,543
<i>Fund Balance Beginning of Year</i>	1,623,867	1,623,867	1,623,867	0
Prior Year Encumbrances Appropriated	203,399	203,399	203,399	0
<i>Fund Balance End of Year</i>	\$1,627,261	\$2,537,013	\$3,921,556	\$1,384,543

See accompanying notes to the basic financial statements

City of Brunswick, Ohio
Statement of Revenues, Expenditures and Changes
in Fund Balance - Budget (Non-GAAP Basis) and Actual
Fire Department Fund
For the Year Ended December 31, 2011

	Budgeted Amounts		Actual	Variance with Final Budget Positive (Negative)
	Original	Final		
Revenues				
Municipal Income Tax	\$3,026,039	\$3,026,039	\$3,026,039	\$0
Charges for Services	438,127	525,360	558,929	33,569
Other	2,187	2,622	5,502	2,880
<i>Total Revenues</i>	<u>3,466,353</u>	<u>3,554,021</u>	<u>3,590,470</u>	<u>36,449</u>
Expenditures				
Current:				
Security of Persons and Property	3,468,387	3,524,055	3,365,394	158,661
Debt Service:				
Principal Retirement	50,594	50,594	50,594	0
Interest and Fiscal Charges	4,142	4,142	4,142	0
<i>Total Expenditures</i>	<u>3,523,123</u>	<u>3,578,791</u>	<u>3,420,130</u>	<u>158,661</u>
<i>Net Change in Fund Balance</i>	(56,770)	(24,770)	170,340	195,110
<i>Fund Balance Beginning of Year</i>	573,587	573,587	573,587	0
Prior Year Encumbrances Appropriated	<u>58,891</u>	<u>58,891</u>	<u>58,891</u>	<u>0</u>
<i>Fund Balance End of Year</i>	<u>\$575,708</u>	<u>\$607,708</u>	<u>\$802,818</u>	<u>\$195,110</u>

See accompanying notes to the basic financial statements

City of Brunswick, Ohio
Statement of Revenues, Expenditures and Changes
in Fund Balance - Budget (Non-GAAP Basis) and Actual
Street Repair and Maintenance Fund
For the Year Ended December 31, 2011

	<u>Budgeted Amounts</u>		<u>Actual</u>	<u>Variance with Final Budget Positive (Negative)</u>
	<u>Original</u>	<u>Final</u>		
Revenues				
Municipal Income Tax	\$754,602	\$754,602	\$754,602	\$0
Charges for Services	13,004	13,012	13,033	21
Licenses, Permits and Fees	1,599	1,600	1,920	320
Intergovernmental	1,434,806	1,435,700	1,470,930	35,230
Other	15,989	15,999	6,132	(9,867)
<i>Total Revenues</i>	2,220,000	2,220,913	2,246,617	25,704
Expenditures				
Current:				
Transportation	2,345,394	2,349,167	2,039,722	309,445
<i>Net Change in Fund Balance</i>	(125,394)	(128,254)	206,895	335,149
<i>Fund Balance Beginning of Year</i>	538,187	538,187	538,187	0
Prior Year Encumbrances Appropriated	125,418	125,418	125,418	0
<i>Fund Balance End of Year</i>	<u>\$538,211</u>	<u>\$535,351</u>	<u>\$870,500</u>	<u>\$335,149</u>

See accompanying notes to the basic financial statements

City of Brunswick, Ohio
Statement of Revenues, Expenditures and Changes
in Fund Balance - Budget (Non-GAAP Basis) and Actual
Police Fund
For the Year Ended December 31, 2011

	Budgeted Amounts		Actual	Variance with Final Budget Positive (Negative)
	Original	Final		
Revenues				
Property Taxes	\$147,161	\$188,806	\$191,604	\$2,798
Municipal Income Tax	5,644,835	5,644,835	5,644,835	0
Charges for Services	74,143	95,125	98,887	3,762
Fines and Forfeitures	421,283	540,500	512,974	(27,526)
Intergovernmental	58,210	74,683	65,084	(9,599)
Other	6,831	8,763	8,749	(14)
<i>Total Revenues</i>	6,352,463	6,552,712	6,522,133	(30,579)
Expenditures				
Current:				
Security of Persons and Property	6,365,575	6,509,359	6,075,108	434,251
<i>Net Change in Fund Balance</i>	(13,112)	43,353	447,025	403,672
<i>Fund Balance Beginning of Year</i>	525,099	525,099	525,099	0
Prior Year Encumbrances Appropriated	13,356	13,356	13,356	0
<i>Fund Balance End of Year</i>	\$525,343	\$581,808	\$985,480	\$403,672

See accompanying notes to the basic financial statements

City of Brunswick, Ohio
Schedule of Revenues, Expenditures and Changes
in Fund Balance - Budget (Non-GAAP Basis) and Actual
State Highway Fund
For the Year Ended December 31, 2011

	Budgeted Amounts		Actual	Variance with Final Budget Positive (Negative)
	Original	Final		
Revenues				
Fines and Forfeitures	\$1,179	\$800	\$989	\$189
Intergovernmental	173,644	117,823	119,031	1,208
<i>Total Revenues</i>	174,823	118,623	120,020	1,397
Expenditures				
Current:				
Transportation	214,764	326,356	205,236	121,120
Debt Service:				
Principal Retirement	800,000	800,000	800,000	0
Interest and Fiscal Charges	15,044	14,972	13,218	1,754
<i>Total Expenditures</i>	1,029,808	1,141,328	1,018,454	122,874
<i>Excess of Revenues</i>				
<i> Under Expenditures</i>	(854,985)	(1,022,705)	(898,434)	124,271
Other Financing Sources				
General Obligation Notes Issued	1,745,000	1,745,000	1,745,000	0
<i>Net Change in Fund Balance</i>	890,015	722,295	846,566	124,271
<i>Fund Balance Beginning of Year</i>	324,363	324,363	324,363	0
Prior Year Encumbrances Appropriated	205,308	205,308	205,308	0
<i>Fund Balance End of Year</i>	\$1,419,686	\$1,251,966	\$1,376,237	\$124,271

See accompanying notes to the basic financial statements

City of Brunswick, Ohio
Statement of Fund Net Assets
Proprietary Funds
December 31, 2011

	Business-Type Activities		
	Refuse	Stormwater	Total
Assets			
<i>Current Assets</i>			
Equity in Pooled Cash and Cash Equivalents	\$534,068	\$17,722	\$551,790
Accounts Receivable	414,166	0	414,166
Total Current Assets	948,234	17,722	965,956
<i>Noncurrent Assets</i>			
Depreciable Capital Assets, Net	179,134	1,203	180,337
Total Assets	1,127,368	18,925	1,146,293
Liabilities			
<i>Current Liabilities</i>			
Accounts Payable	194,274	4,304	198,578
Accrued Wages	3,050	581	3,631
Interfund Payable	0	35,000	35,000
Vacation Benefits Payable	851	0	851
Compensated Absences Payable	216	46	262
Total Current Liabilities	198,391	39,931	238,322
<i>Long-Term Liabilities</i>			
Compensated Absences Payable (net of current portion)	1,352	290	1,642
Total Liabilities	199,743	40,221	239,964
Net Assets			
Invested in Capital Assets	179,134	1,203	180,337
Unrestricted (Deficit)	748,491	(22,499)	725,992
Total Net Assets (Deficit)	\$927,625	(\$21,296)	\$906,329

See accompanying notes to the basic financial statements

City of Brunswick, Ohio
*Statement of Revenues, Expenses
and Changes in Fund Net Assets
Proprietary Funds
For the Year Ended December 31, 2011*

	Business-Type Activities		
	Refuse	Stormwater	Total
Operating Revenues			
Charges for Services	\$2,464,970	\$0	\$2,464,970
Operating Expenses			
Salaries and Wages	52,153	6,094	58,247
Fringe Benefits	37,452	1,800	39,252
Purchased Services	2,219,265	13,232	2,232,497
Materials and Supplies	229	55	284
Depreciation	25,765	115	25,880
<i>Total Operating Expenses</i>	2,334,864	21,296	2,356,160
<i>Change in Net Assets</i>	130,106	(21,296)	108,810
<i>Net Assets Beginning of Year</i>	797,519	0	797,519
<i>Net Assets (Deficit) End of Year</i>	\$927,625	(\$21,296)	\$906,329

See accompanying notes to the basic financial statements

City of Brunswick, Ohio
Statement of Cash Flows
Proprietary Funds
For the Year Ended December 31, 2011

	Business-Type Activities		
	Refuse	Stormwater	Total
<i>Increase in Cash and Cash Equivalents</i>			
Cash Flows from Operating Activities			
Cash Received From Customers	\$2,419,492	\$0	\$2,419,492
Cash Payments to Suppliers for Goods and Services	(2,202,884)	(9,141)	(2,212,025)
Cash Payments for Employee Services	(52,153)	(6,094)	(58,247)
Cash Payments for Employee Benefits	(36,413)	(725)	(37,138)
<i>Net Cash Provided by (Used for) Operating Activities</i>	128,042	(15,960)	112,082
Cash Flows from Noncapital Financing Activities			
Advances In	0	35,000	35,000
Cash Flows From Capital and Related Financing Activities			
Payments for Capital Acquisitions	(10,425)	(1,318)	(11,743)
<i>Net Increase in Cash and Cash Equivalents</i>	117,617	17,722	135,339
Cash and Cash Equivalents Beginning of Year	416,451	0	416,451
Cash and Cash Equivalents End of Year	\$534,068	\$17,722	\$551,790
Reconciliation of Operating Income (Loss) to Net Cash Provided by (Used for) Operating Activities			
<i>Operating Income (Loss)</i>	\$130,106	(\$21,296)	\$108,810
Adjustments:			
Depreciation	25,765	115	25,880
Increase in Accounts Receivable	(45,478)	0	(45,478)
<i>Increase in Liabilities:</i>			
Accounts Payable	16,358	4,304	20,662
Accrued Wages	655	581	1,236
Vacation Benefits Payable	305	0	305
Compensated Absences Payable	331	336	667
<i>Total Adjustments</i>	(2,064)	5,336	3,272
<i>Net Cash Provided by (Used for) Operating Activities</i>	\$128,042	(\$15,960)	\$112,082
See accompanying notes to the basic financial statements			

City of Brunswick, Ohio
Statement of Fiduciary Assets and Liabilities
Agency Funds
December 31, 2011

Assets	
Equity in Pooled Cash and Cash Equivalents	\$526,561
Cash and Cash Equivalents in Segregated Accounts	<u>2,213</u>
<i>Total Assets</i>	<u><u>\$528,774</u></u>
Liabilities	
Undistributed Assets	<u><u>\$528,774</u></u>

See accompanying notes to the basic financial statements

City of Brunswick, Ohio
Notes to the Basic Financial Statements
For the Year Ended December 31, 2011

Note 1 - Description of the City and Reporting Entity

The City of Brunswick (the "City") is a charter municipal corporation, incorporated under the laws of the State of Ohio. The City operates under a part-time Council and full-time City Manager form of government. The Mayor is elected to a four year term and performs ceremonial and judicial functions. Members of Council are elected to 4 year staggered terms.

Reporting Entity

The reporting entity is comprised of the primary government, component units and other organizations that are included to ensure that the financial statements are not misleading. The primary government consists of all funds, departments, boards and agencies that are not legally separate from the City. For the City of Brunswick, this includes the agencies and departments that provide the following services: police and fire protection, emergency medical, parks and recreation, planning, zoning, street maintenance and repair and general administrative services.

Component units are legally separate organizations for which the City is financially accountable. The City is financially accountable for an organization if the City appoints a voting majority of the organization's governing board and 1) the City is able to significantly influence the programs or services performed or provided by the organization; or 2) the City is legally entitled to or can otherwise access the organization's resources; the City is legally obligated or has otherwise assumed the responsibility to finance the deficits of, or provide financial support to, the organization; or the City is obligated for the debt of the organization. Component units may also include organizations for which the City authorizes the issuance of debt or levying of taxes, or determining the budget. The City has no component units.

The City participates in the Southwest Council of Governments, Northeast Ohio Public Energy Council and Medway Drug Enforcement Agency as jointly governed organizations. Additional information is included in Note 21.

Note 2 - Summary of Significant Accounting Policies

The financial statements of the City have been prepared in conformity with generally accepted accounting principles (GAAP) as applied to local governmental units. The Governmental Accounting Standards Board (GASB) is the accepted standard-setting body for establishing governmental accounting and financial reporting principles. The City also applies Financial Accounting Standards Board (FASB) statements and interpretations issued on or before November 30, 1989, to its governmental and business-type activities and to its enterprise funds provided they do not conflict with or contradict GASB pronouncements. The City has elected not to apply FASB pronouncements and interpretations issued after November 30, 1989, to its business-type activities and enterprise funds. The most significant of the City's accounting policies are described below.

Basis of Presentation

The City's basic financial statements consist of government-wide statements, including a statement of net assets and a statement of activities, and fund financial statements, which provide a more detailed level of financial information.

Government-wide Financial Statements The statement of net assets and the statement of activities display information about the City as a whole. These statements include the financial activities of the primary government, except for fiduciary funds. The statements distinguish between those activities of the City that are governmental and those that are considered business-type.

City of Brunswick, Ohio
Notes to the Basic Financial Statements
For the Year Ended December 31, 2011

The statement of net assets presents the financial condition of the governmental and business-type activities of the City at year-end. The statement of activities presents a comparison between direct expenses and program revenues for each program or function of the City's governmental activities and for the business-type activities of the City. Direct expenses are those that are specifically associated with a service, program or department and therefore clearly identifiable to a particular function. Program revenues include charges paid by the recipient of the goods or services offered by the program, grants and contributions that are restricted to meeting the operational or capital requirements of a particular program and interest earned on grants that is required to be used to support a particular program. Revenues which are not classified as program revenues are presented as general revenues of the City, with certain limited exceptions. The comparison of direct expenses with program revenues identifies the extent to which each governmental program or business activity is self-financing or draws from the general revenues of the City.

Fund Financial Statements During the year, the City segregates transactions related to certain City functions or activities in separate funds in order to aid financial management and to demonstrate legal compliance. Fund financial statements are designed to present financial information of the City at this more detailed level. The focus of the governmental and enterprise fund financial statements is on major funds. Each major fund is presented in a separate column. Nonmajor funds are aggregated and presented in a single column. Fiduciary funds are reported by type.

Fund Accounting

The City uses funds to maintain its financial records during the year. A fund is defined as a fiscal and accounting entity with a self balancing set of accounts. There are three categories of funds: governmental, proprietary and fiduciary.

Governmental Fund Governmental funds are those through which most governmental functions are financed. Governmental fund reporting focuses on the sources, uses and balances of current financial resources. Expendable assets are assigned to the various governmental funds according to the purposes for which they may or must be used. Current liabilities are assigned to the fund from which they will be paid. The difference between governmental fund assets and liabilities is reported as fund balance. The following are the City's major governmental funds:

General Fund The general fund accounts and reports for all financial resources except those required to be accounted for and reported in another fund. The general fund balance is available to the City for any purpose provided it is expended or transferred according to the Charter of the City of Brunswick and/or the general laws of Ohio.

Fire Department Special Revenue Fund The fire department fund accounts for and reports the .5 percent voted income tax levy proceeds restricted for the expenditures related to fire protection in the City.

Street Repair and Maintenance Special Revenue Fund The street repair and maintenance fund accounts for and reports State gasoline tax and motor vehicle registration fees restricted for maintenance of streets within the City as required by the Ohio Revised Code.

Police Special Revenue Fund The police fund accounts for and reports the .5 percent voted income tax levy proceeds restricted for the police department.

State Highway Special Revenue Fund The state highway fund accounts for and reports the State gasoline tax and motor vehicle registration fees restricted for maintenance of State highways within the City.

City of Brunswick, Ohio
Notes to the Basic Financial Statements
For the Year Ended December 31, 2011

The other governmental funds of the City account for grants and other resources whose use is restricted, committed or assigned to a particular purpose.

Proprietary Funds Proprietary fund reporting focuses on the determination of operating income, changes in net assets, financial position and cash flows. Proprietary funds are classified as either enterprise or internal service. The City's only proprietary funds are enterprise funds.

Enterprise Fund Enterprise funds may be used to account for any activity for which a fee is charged to external users for goods or services. The City has two enterprise funds.

Refuse Fund The refuse fund accounts for the garbage collection services offered by the City to its residents.

Stormwater Fund The stormwater fund accounts for the activities of the City's stormwater management utility.

Fiduciary Funds Fiduciary fund reporting focuses on net assets and changes in net assets. The fiduciary fund category is split into four classifications: pension trust funds, investment trust funds, private-purpose trust funds and agency funds. Trust funds are used to account for assets held by the City under a trust agreement for individuals, private organizations, or other governments and are therefore not available to support the City's own programs. Agency funds are custodial in nature (assets equal liabilities) and do not involve measurement of results of operations. The City's only fiduciary funds are agency funds. The agency funds are used for performance bonds, collection and distribution of State monies, to accumulate employee contributions for future child care and health services and for expenditures for the local softball teams.

Measurement Focus

Government-wide Financial Statements The government-wide financial statements are prepared using a flow of economic resources measurement focus. All assets and all liabilities associated with the operation of the City are included on the Statement of Net Assets. The Statement of Activities presents increases (i.e. revenues) and decreases (i.e. expenses) in total net assets.

Fund Financial Statements All governmental funds are accounted for using a flow of current financial resources measurement focus. With this measurement focus, only current assets and current liabilities are generally included on the balance sheet. The statement of revenues, expenditures and changes in fund balances reports on the sources (i.e., revenues and other financing sources) and uses (i.e., expenditures and other financing uses) of current financial resources. This approach differs from the manner in which the governmental activities of the government-wide financial statements are prepared. Governmental fund financial statements therefore include a reconciliation with brief explanations to better identify the relationship between the government-wide statements and the statement for governmental funds.

Like the government-wide statements, all proprietary funds are accounted for on a flow of economic resources measurement focus. All assets and all liabilities associated with the operation of these funds are included on the statement of fund net assets. The statement of revenues, expenses and changes in fund net assets presents increases (i.e., revenues) and decreases (i.e., expenses) in total net assets. The statement of cash flows provides information about how the City finances and meets the cash flow needs of its proprietary activities.

City of Brunswick, Ohio
Notes to the Basic Financial Statements
For the Year Ended December 31, 2011

Basis of Accounting

Basis of accounting determines when transactions are recorded in the financial records and reported on the financial statements. Government-wide financial statements are prepared using the accrual basis of accounting; proprietary and fiduciary funds also use the accrual basis of accounting. Government funds use the modified accrual basis of accounting. Differences in the accrual and modified accrual basis of accounting arise in the recognition of revenue, the recording of deferred revenue and in the presentation of expenses versus expenditures.

Revenues – Exchange and Non-exchange Transactions Revenue resulting from exchange transactions, in which each party gives and receives essentially equal value, is recorded on the accrual basis when the exchange takes place. On a modified accrual basis, revenue is recorded in the year in which the resources are measurable and become available. Available means that the resources will be collected within the current year or are expected to be collected soon enough thereafter to be used to pay liabilities of the current year. For the City, available means expected to be received within thirty-one days of year-end.

Non-exchange transactions, in which the City receives value without directly giving equal value in return, include income taxes, property taxes, grants, entitlements and donations. On an accrual basis, revenue from income taxes is recognized in the period in which the income is earned. Revenue from property taxes is recognized in the year for which the taxes are levied. (See Note 8) Revenue from grants, entitlements and donations is recognized in the year in which all eligibility requirements have been satisfied. Eligibility requirements include timing requirements, which specify the year when the resources are required to be used or the year when use is first permitted, matching requirements, in which the City must provide local resources to be used for a specified purpose, and expenditure requirements, in which the resources are provided to the City on a reimbursement basis. On a modified accrual basis, revenue from non-exchange transactions must also be available before it can be recognized.

Under the modified accrual basis, the following revenue sources are considered to be both measurable and available at year-end: income tax, state-levied locally shared taxes (including gasoline tax and motor vehicle license fees), interest, fines and forfeitures, grants and fees.

Deferred Revenue Deferred revenue arises when assets are recognized before revenue recognition criteria have been satisfied.

Property taxes for which there is an enforceable legal claim as of December 31, 2011, but which were levied to finance year 2012 operations, have been recorded as deferred revenue. Grants and entitlements received before eligibility requirements are met are also recorded as deferred revenue.

On the governmental fund financial statements, receivables that will not be collected within the available period have also been reported as deferred revenue.

Expenses/Expenditures On the accrual basis of accounting, expenses are recognized when they are incurred.

The measurement focus of governmental fund accounting is on decreases in net financial resources (expenditures) rather than expenses. Expenditures are generally recognized in the accounting period in which the related fund liability is incurred, if measurable. Allocations of cost, such as depreciation and amortization, are not recognized in the governmental funds.

City of Brunswick, Ohio
Notes to the Basic Financial Statements
For the Year Ended December 31, 2011

Budgetary Process

All funds, except agency funds, are legally required to be budgeted and appropriated. The traffic control equipment fund was not budgeted since no activity was anticipated and none occurred. The major documents prepared are the tax budget, the certificate of estimated resources, and the appropriations ordinance, all of which are prepared on the budgetary basis of accounting. The tax budget demonstrates a need for existing or increased tax rates. The certificate of estimated resources establishes a limit on the amount Council may appropriate. The appropriations ordinance is Council's authorization to spend resources and sets annual limits on expenditures plus encumbrances at the level of control selected by Council. The legal level of budgetary control has been established by City Council at the function level of expenditures by personal services and all other expenditure categories within each department for all funds pursuant to Ohio Revised Code Section 5705.38(C). Budgetary modifications may only be made by ordinance of the City Council at the legal level of control. The Finance Director has been authorized to allocate appropriations within expenditure categories as appropriated by Council. Budgetary statements are presented beyond the legal level of control for informational purposes only.

The certificate of estimated resources may be amended during the year if projected increases or decreases in revenue are identified by the Finance Director. The amounts reported as the original and final budgeted amounts on the budgetary statements reflect the amounts on the original and final amended official certificate of estimated resources when the original and final appropriations were enacted by Council.

The appropriations ordinance is subject to amendment throughout the year with the restriction that appropriations cannot exceed estimated resources. The amounts reported as the original budgeted amounts on the budgetary statements reflect the first appropriations ordinance for that fund that covered the entire year, including amounts automatically carried forward from prior years. The amounts reported as the final budgeted amounts represent the final appropriation amounts passed by Council during the year.

Cash and Cash Equivalents

To improve cash management, cash received by the City is pooled. Monies for all funds, including proprietary funds, are maintained in this pool. Individual fund integrity is maintained through City records. Interest in the pool is presented as "equity in pooled cash and cash equivalents".

The City has segregated bank accounts for monies held separate from the City's central bank account. These interest bearing depository accounts are presented as "cash and cash equivalents in segregated accounts" since they are not required to be deposited into the City treasury.

The City utilizes a financial institution to service bonded debt as principal and interest payments come due. The balance in this account is presented as "cash and cash equivalents with fiscal agents" and represents deposits or short-term investments in certificates of deposit.

Investments are reported at fair value which is based on quoted market prices, with the exception of nonparticipating repurchase agreements, which are reported at cost.

During 2011, investments were limited to overnight repurchase agreements, a manuscript bond and State Treasury Asset Reserve of Ohio (STAR Ohio).

"Investments" on the basic financial statements represents a manuscript bond issued by the City and purchased by the debt service fund.

City of Brunswick, Ohio
Notes to the Basic Financial Statements
For the Year Ended December 31, 2011

STAR Ohio is an investment pool managed by the State Treasurer's Office, which allows governments within the State to pool their funds for investment purposes. STAR Ohio is not registered with the SEC as an investment company, but does operate in a manner consistent with Rule 2a7 of the Investment Company Act of 1940. Investments in STAR Ohio are valued at STAR Ohio's net asset value per share which is the price the investment could be sold for on December 31, 2011.

Investment procedures are restricted by the provisions of the Ohio Revised Code. Interest revenue is distributed to the general fund, certain special revenue funds, debt service funds and certain capital projects funds. Interest revenue credited to the general fund during 2011 amounted to \$18,940, which includes \$12,754 assigned from other City funds.

Investments of the cash management pool and investments with an original maturity of three months or less at the time they are purchased by the City are presented on the financial statements as cash equivalents.

Restricted Assets

Assets are reported as restricted when limitations on their use change in nature or normal understanding of the availability of the asset. Such constraints are either externally imposed by creditors, contributors, grantors, or laws or other governments or imposed by law through constitutional provisions or enabling legislation. Restricted assets in the general fund represent money set aside for unclaimed monies.

Inventory

Inventories are presented at cost on a first-in, first-out basis and are expended/expensed when used. Inventory consists of expendable supplies held for consumption.

Assets Held for Resale

Assets held for resale represent land purchased by the City which will be sold for development purposes.

Capital Assets

General capital assets are capital assets which are associated with and generally arise from governmental activities. They generally result from expenditures in the governmental funds. These assets are reported in the governmental activities column of the government-wide statement of net assets but are not reported in the fund financial statements. Capital assets utilized by the proprietary funds are reported both in the business-type activities column of the government-wide statement of net assets and in the respective funds.

All capital assets are capitalized at cost (or estimated historical cost) and updated for additions and retirements during the year. The City was able to estimate the historical cost for the initial reporting of infrastructure by backtrending (i.e., estimating the current replacement cost of the infrastructure to be capitalized and using an appropriate price-level index to deflate the cost to the acquisition year or estimated acquisition year). Donated capital assets are valued at their fair market values as of the date received. The City maintains a capitalization threshold of ten thousand dollars for infrastructure, zero dollars for land, works of art, computers and computer peripherals and five thousand dollars for all other assets. Improvements are capitalized; the costs of normal maintenance and repairs that do not add to the value of an asset or materially extend an asset's life are not.

City of Brunswick, Ohio
Notes to the Basic Financial Statements
For the Year Ended December 31, 2011

All reported capital assets are depreciated except for land and construction in progress. Improvements are depreciated over the remaining useful lives of the related capital assets. Useful lives for infrastructure were estimated based on the City's historical records of necessary improvements and replacements. Depreciation for governmental and business-type capital assets is computed using the straight-line method over the following useful lives:

Description	Estimated Lives
Land Improvements	20 years
Building and Improvements	5 - 50 years
Equipment, Machinery and Vehicles	3 - 25 years
Furniture and Fixtures	7 - 10 years
Infrastructure	30 - 50 years

The City's infrastructure consists of roads, sidewalks, storm sewers, dams, bridges and culverts and does not include infrastructure acquired prior to December 31, 1980.

Interfund Balances

On the fund financial statements, outstanding interfund loans and unpaid amounts for interfund services are reported as "interfund receivables/payables". Long term interfund loans are reported as "loans to/from other funds" and are classified as nonspendable fund balance which indicates that they do not constitute "available expendable resources" since they are not a component of net current assets. Interfund balance amounts are eliminated in the statement of net assets, except for any net residual amounts due between governmental and business-type activities, which are presented as internal balances.

Compensated Absences

Vacation benefits are accrued as a liability as the benefits are earned if the employees' rights to receive compensation are attributable to services already rendered and it is probable that the City will compensate the employees for the benefits through paid time off or some other means. The City records a liability for accumulated unused vacation time when earned for all employees with more than one year of service. Since the City's policy limits the accrual of vacation time to one year from the employee's anniversary date, the outstanding liability is recorded as "vacation benefits payable" on the statement of net assets rather than as a long-term liability.

Sick leave benefits are accrued as a liability using the vesting method. The liability includes the employees who are currently eligible to receive termination benefits and those the City has identified as probable of receiving payment in the future. The amount is based on accumulated sick leave and employees' wage rates at year end, taking into consideration any limits specified in the City's termination policy. The City records a liability for accumulated unused sick leave for all employees after five years of service.

The entire compensated absence liability is reported on the government-wide financial statements.

On the governmental fund financial statements, compensated absences are recognized as a liability and expenditures to the extent come due each period upon the occurrence of employee resignations and retirements. These amounts are recorded in the account "Matured Compensated Absences Payable" in the fund from which the employee who has accumulated unpaid leave is paid.

City of Brunswick, Ohio
Notes to the Basic Financial Statements
For the Year Ended December 31, 2011

Accrued Liabilities and Long-Term Obligations

All payables, accrued liabilities and long-term obligations are reported in the government-wide financial statements, and all payables, accrued liabilities and long-term obligations payable from proprietary funds are reported on the proprietary fund financial statements.

In general, governmental fund payables and accrued liabilities that, once incurred, are paid in a timely manner and in full from current financial resources, are reported as obligations of the funds. However, claims and compensated absences that will be paid from governmental funds are reported as a liability in the fund financial statements only to the extent that they are due for payment during the current year. Bonds and long-term loans are recognized as a liability on the governmental fund financial statements when due.

Fund Balance Reserves

Fund balance is divided into five classifications based primarily on the extent to which the City is bound to observe constraints imposed upon the use of the resources in the governmental funds. The classifications are as follows:

Nonspendable The nonspendable fund balance category includes amounts that cannot be spent because they are not in spendable form, or legally or contractually required to be maintained intact. The “not in spendable form” criterion includes items that are not expected to be converted to cash. It also includes the long-term amount of interfund loans, loans receivable, as well as property acquired for resale, unless the use of the proceeds from the collection of those receivables or from the sale of those properties is restricted, committed, or assigned.

Restricted Fund balance is reported as restricted when constraints placed on the use of resources are either externally imposed by creditors (such as through debt covenants), grantors, contributors, or laws or regulations of other governments or is imposed by law through constitutional provisions or enabling legislation (City ordinances).

Enabling legislation authorizes the City to assess, levy, charge, or otherwise mandate payment of resources (from external resource providers) and includes a legally enforceable requirement that those resources be used only for the specific purposes stipulated in the legislation. Legal enforceability means that the City can be compelled by an external party—such as citizens, public interest groups, or the judiciary to use resources created by enabling legislation only for the purposes specified by the legislation.

Committed The committed fund balance classification includes amounts that can be used only for the specific purposes imposed by a formal action (ordinance or resolution) of City Council. Those committed amounts cannot be used for any other purpose unless City Council removes or changes the specified use by taking the same type of action (ordinance or resolution) it employed to previously commit those amounts. In contrast to fund balance that is restricted by enabling legislation, committed fund balance classification may be redeployed for other purposes with appropriate due process. Constraints imposed on the use of committed amounts are imposed by City Council, separate from the authorization to raise the underlying revenue; therefore, compliance with these constraints are not considered to be legally enforceable. Committed fund balance also incorporates contractual obligations to the extent that existing resources in the fund have been specifically committed for use in satisfying those contractual requirements.

City of Brunswick, Ohio
Notes to the Basic Financial Statements
For the Year Ended December 31, 2011

Assigned Amounts in the assigned fund balance classification are intended to be used by the City for specific purposes but do not meet the criteria to be classified as restricted or committed. In governmental funds other than the general fund, assigned fund balance represents the remaining amount that is not restricted or committed. In the general fund, assigned amounts represent intended uses established by City Council or a City official delegated that authority by City Charter or ordinance, or by State Statute.

Unassigned Unassigned fund balance is the residual classification for the general fund and includes all spendable amounts not contained in the other classifications. In other governmental funds, the unassigned classification is used only to report a deficit balance resulting from overspending for specific purposes for which amounts had been restricted, committed, or assigned.

The City applies restricted resources first when expenditures are incurred for purposes for which either restricted or unrestricted (committed, assigned, and unassigned) amounts are available. Similarly, within unrestricted fund balance, committed amounts are reduced first followed by assigned, and then unassigned amounts when expenditures are incurred for purposes for which amounts in any of the unrestricted fund balance classifications could be used.

Operating Revenues and Expenses

Operating revenues are those revenues that are generated directly from the primary activities of the proprietary funds. For the City, these revenues are charges for services for refuse collection and stormwater programs. Operating expenses are necessary costs incurred to provide the service for the primary activities of the funds. Revenues and expenses not meeting these definitions are reported as nonoperating.

Internal Activity

Transfers between governmental and business-type activities on the government-wide statements are reported in the same manner as general revenues. Transfers between governmental activities are eliminated on the government-wide financial statements. Internal allocations of overhead expenses from one function to another within the same function are eliminated on the statement of activities. Interfund payments for services provided and used are not eliminated.

Exchange transactions between funds are reported as revenues in the seller funds and as expenditures/expenses in the purchaser funds. Flows of cash or goods from one fund to another without a requirement for repayment are reported as interfund transfers. Interfund transfers are reported as other financing sources/uses in governmental funds and after nonoperating revenues/expenses in proprietary funds. Repayments from funds responsible for particular expenditures/expenses to the funds that initially paid for them are not presented on the financial statements.

Net Assets

Net assets represent the difference between assets and liabilities. Net assets invested in capital assets, net of related debt consists of capital assets, net of accumulated depreciation, reduced by the outstanding balances of any borrowing used for the acquisition, construction or improvement of those assets.

Net assets are reported as restricted when there are limitations imposed on their use either through constitutional provisions or enabling legislation or through external restrictions imposed by creditors, grantors or laws or regulations of other governments. Net assets restricted for other purposes include resources restricted for unclaimed monies and the computerization of the mayor's court.

City of Brunswick, Ohio
Notes to the Basic Financial Statements
For the Year Ended December 31, 2011

The City applies restricted resources when an expense is incurred for purposes for which both restricted and unrestricted net assets are available.

Extraordinary and Special Items

Extraordinary items are transactions or events that are both unusual in nature and infrequent in occurrence. Special items are transactions or events that are within the control of the City Administration and that are either unusual in nature or infrequent in occurrence.

Estimates

The preparation of the financial statements in conformity with generally accepted accounting principles requires management to make estimates and assumptions that affect the amounts reported in the financial statements and accompanying notes. Actual results may differ from those estimates.

Note 3 – Change in Accounting Principles and Restatement of Fund Balance

Change in Accounting Principles

For fiscal year 2011, the City has implemented Governmental Accounting Standard Board (GASB) Statement No. 54, “Fund Balance Reporting and Governmental Fund Type Definitions” and Statement No. 59, “Financial Instruments Omnibus”.

GASB Statement No. 54 enhances the usefulness of fund balance information by providing clearer fund balance classifications that can be more consistently applied and by clarifying the existing governmental fund type definitions. This statement establishes fund balance classifications that comprise a hierarchy based primarily on the extent to which a government is bound to observe constraints imposed upon the use of the resources reported in governmental funds. The implementation of this statement resulted in the reclassification of certain funds and the restatement of the City’s financial statements.

GASB Statement No. 59 addresses significant practice issues that have arisen when accounting for financial instruments and external investment pools. The implementation of this statement did not result in any change in the City’s financial statements.

Restatement of Fund Balance

During 2011, it was determined that the implementation of GASB Statement No. 54 had the following effect on fund balances of the major and nonmajor funds as they were previously reported.

	General	Fire Department	Street Repair and Maintenance	Police
Fund Balance at December 31, 2010	\$3,872,535	\$725,903	\$896,169	\$639,313
GASB 54 Change in Fund Structure	893,952	0	0	0
Adjusted Fund Balance at December 31, 2010	<u>\$4,766,487</u>	<u>\$725,903</u>	<u>\$896,169</u>	<u>\$639,313</u>

City of Brunswick, Ohio
Notes to the Basic Financial Statements
For the Year Ended December 31, 2011

	State Highway	Other Governmental Funds	Total Governmental Funds
Fund Balance at December 31, 2010	(\$263,015)	\$3,519,966	\$9,390,871
GASB 54 Change in Fund Structure	0	(893,952)	0
Adjusted Fund Balance at December 31, 2010	<u>(\$263,015)</u>	<u>\$2,626,014</u>	<u>\$9,390,871</u>

Note 4 – Fund Balances

Fund balance is classified as nonspendable, restricted, committed, assigned and/or unassigned based primarily on the extent to which the City is bound to observe constraints imposed upon the use of the resources in the government funds. The constraints placed on fund balance for the major governmental funds and all other governmental funds are presented below:

Fund Balances	General	Fire Department	Street Repair and Maintenance	Police	State Highway	Other Governmental Funds	Total
<u>Nonspendable:</u>							
Interfund loans	\$938,700	\$0	\$0	\$0	\$0	\$0	\$938,700
Inventory	0	988	119,930	3,675	0	35,429	160,022
Unclaimed Monies	17,905	0	0	0	0	0	17,905
<i>Total Nonspendable</i>	<u>956,605</u>	<u>988</u>	<u>119,930</u>	<u>3,675</u>	<u>0</u>	<u>35,429</u>	<u>1,116,627</u>
<u>Restricted for:</u>							
Police Department	0	0	0	1,183,572	0	16,158	1,199,730
Fire and EMS Department	0	1,010,108	0	0	0	0	1,010,108
Debt Service Retirement	0	0	0	0	0	483,406	483,406
Street Maintenance	0	0	1,131,457	0	0	0	1,131,457
Revolving Loan	0	0	0	0	0	214,400	214,400
Transit Authority	0	0	0	0	0	176,510	176,510
Community Investment	0	0	0	0	0	50,952	50,952
Capital Improvements	0	0	0	0	0	1,929,280	1,929,280
Other Purposes	0	0	0	0	0	18,036	18,036
<i>Total Restricted</i>	<u>0</u>	<u>1,010,108</u>	<u>1,131,457</u>	<u>1,183,572</u>	<u>0</u>	<u>2,888,742</u>	<u>6,213,879</u>
<u>Committed to:</u>							
Parks	0	0	0	0	0	270,870	270,870
Community Recreation	0	0	0	0	0	395,429	395,429
Park Development	0	0	0	0	0	215,217	215,217
Other Purposes	540,280	0	0	0	0	0	540,280
<i>Total Committed</i>	<u>540,280</u>	<u>0</u>	<u>0</u>	<u>0</u>	<u>0</u>	<u>881,516</u>	<u>1,421,796</u>
<u>Assigned to:</u>							
Other Purposes	1,620,933	0	0	0	0	0	1,620,933
Capital Improvements	0	0	0	0	0	75,384	75,384
<i>Total Assigned</i>	<u>1,620,933</u>	<u>0</u>	<u>0</u>	<u>0</u>	<u>0</u>	<u>75,384</u>	<u>1,696,317</u>
Unassigned (Deficit)	4,647,468	0	0	0	(244,641)	(1,029,917)	3,372,910
Total Fund Balances (Deficit)	<u><u>\$7,765,286</u></u>	<u><u>\$1,011,096</u></u>	<u><u>\$1,251,387</u></u>	<u><u>\$1,187,247</u></u>	<u><u>(\$244,641)</u></u>	<u><u>\$2,851,154</u></u>	<u><u>\$13,821,529</u></u>

City of Brunswick, Ohio
Notes to the Basic Financial Statements
For the Year Ended December 31, 2011

Note 5 – Fund Deficits

The following funds had a deficit fund balance as of December 31, 2011:

Major Funds:	
State Highway Special Revenue	(\$244,641)
Stormwater Enterprise	(21,296)
Total Major Funds	<u>(265,937)</u>
Special Revenue Fund:	
Medina County Safe Communities Grant	(690)
Capital Projects Funds:	
Community Development Block Grant	(18,268)
City Hall Expansion	(3,258)
Ohio Environmental Improvement Grant	(76,776)
Storm Sewer	(865,898)
Brunswick Lake Construction	(65,027)
Total Non Major	<u>(1,029,917)</u>
Grand Total	<u><u>(\$1,295,854)</u></u>

The state highway, Medina county safe communities grant special revenue funds, and community development block grant and city hall expansion capital projects funds deficits are due to adjustments for accrued liabilities. The general fund is liable for any deficit in other funds and provides transfers when cash is required, rather than when accruals occur.

The Ohio environmental improvement grant and storm sewer capital projects funds' deficits are the result of the issuance of short-term bond anticipation notes which are used to finance the project until bonds are issued. Once the notes are retired or bonds are issued, the deficit will be eliminated.

The deficit fund balance in the Brunswick Lake construction fund, in the amount of \$65,027 is the result of interfund loans which are used to finance activities until resources are available to repay the general fund.

Note 6 - Budgetary Basis of Accounting

While the City is reporting financial position, results of operations, and changes in fund balance/net assets on the basis of generally accepted accounting principles (GAAP basis), the budgetary basis as provided by law is based upon accounting for certain transactions on a basis of cash receipts, disbursements and encumbrances. The Statement of Revenues, Expenditures and Changes in Fund Balances - Budget (Non-GAAP Basis) and Actual presented for the general and major special revenue funds are presented on the budgetary basis to provide a meaningful comparison of actual results with the budget. The major differences between the budget basis and the GAAP basis are as follows:

1. Revenues and other sources are recorded when received in cash (budget) as opposed to when susceptible to accrual (GAAP).
2. Expenditures and other uses are recorded when paid in cash (budget) as opposed to when the liability is incurred (GAAP).
3. Encumbrances are treated as expenditures (budget) rather than restricted, committed or assigned fund balance (GAAP).

City of Brunswick, Ohio
Notes to the Basic Financial Statements
For the Year Ended December 31, 2011

4. Advances-In and Advances-Out are operating transactions (budget) as opposed to balance sheet transactions (GAAP).
5. Budgetary revenues and expenditures of the cable tv fund are classified to general fund for GAAP Reporting.

The following table summarizes the adjustments necessary to reconcile the GAAP basis statements to the budgetary basis statements for the general fund and for the major special revenue funds.

	Net Change in Fund Balances				
	General	Fire Department	Street Repair and Maintenance	Police	State Highway
GAAP Basis	\$2,998,799	\$285,193	\$355,218	\$547,934	\$18,374
Net Adjustment for Revenue Accruals	(1,134,769)	(40,230)	(17,699)	(88,259)	1,744,938
Excess of revenues and other financing sources and over (under) expenditures and other financing uses:					
Cable TV	(357,977)	0	0	0	0
Advances In	271,500	0	0	0	0
Net Adjustment for Expenditure Accruals	1,563,680	(22,789)	(19,556)	34,313	(778,859)
Advances Out	(528,900)	0	0	0	0
Adjustments for Encumbrances	(718,043)	(51,834)	(111,068)	(46,963)	(137,887)
Budget Basis	<u>\$2,094,290</u>	<u>\$170,340</u>	<u>\$206,895</u>	<u>\$447,025</u>	<u>\$846,566</u>

Note 7 - Deposits and Investments

The City has chosen to follow State statutes and classify monies held by the City into three categories.

Active deposits are public deposits necessary to meet current demands on the treasury. Such monies must be maintained either as cash in the City treasury, in commercial accounts payable or withdrawable on demand, including negotiable order of withdrawal (NOW) accounts, or in money market deposit accounts.

Inactive deposits are public deposits that Council has identified as not required for use within the current five year period of designation of depositories. Inactive deposits must either be evidenced by certificates of deposit maturing not later than the end of the current period of designation of depositories, or by savings or deposit accounts including, but not limited to, passbook accounts.

Interim deposits are deposits of interim monies. Interim monies are those monies which are not needed for immediate use but which will be needed before the end of the current period of designation of depositories. Interim deposits must be evidenced by time certificates of deposit maturing not more than one year from the date of deposit or by savings or deposit accounts including passbook accounts.

Protection of the City's deposits is provided by the Federal Deposit Insurance Corporation (FDIC), by eligible securities pledged by the financial institution as security for repayment, by surety company bonds deposited with the finance director by the financial institution or by a single collateral pool established by the financial institution to secure the repayment of all public monies deposited with the institution.

City of Brunswick, Ohio
Notes to the Basic Financial Statements
For the Year Ended December 31, 2011

Interim monies may be deposited or invested in the following securities:

1. United States Treasury Notes, Bills, Bonds, or any other obligation or security issued by the United States Treasury or any other obligation guaranteed as to principal and interest by the United States;
2. Bonds, notes, debentures, or any other obligations or securities issued by any federal government agency or instrumentality, including but not limited to, the Federal National Mortgage Association, Federal Home Loan Bank, Federal Farm Credit Bank, Federal Home Loan Mortgage Corporation, Government National Mortgage Association, and Student Loan Marketing Association. All federal agency securities shall be direct issuances of federal government agencies or instrumentalities;
3. Written repurchase agreements in the securities listed above provided that the market value of the securities subject to the repurchase agreement must exceed the principal value of the agreement by at least two percent and be marked to market daily, and that the term of the agreement must not exceed thirty days;
4. Bonds and other obligations of the State of Ohio;
5. No-load money market mutual funds consisting exclusively of obligations described in division (1) or (2) of this section and repurchase agreements secured by such obligations, provided that investments in securities described in this division are made only through eligible institutions; and
6. The State Treasurer's investment pool (STAR Ohio).

The City may also invest any monies not required to be used for a period of six months or more in the following:

1. Bonds of the State of Ohio;
2. Bonds of any municipal corporation, village, county, township, or other political subdivision of this State, as to which there is no default of principal, interest or coupons; and
3. Obligations of the City.

Investments in stripped principal or interest obligations, reverse repurchase agreements and derivatives are prohibited. The issuance of taxable notes for the purpose of arbitrage, the use of leverage and short selling are also prohibited. Historically, the City has not purchased these types of investments or issued these types of notes. An investment must mature within five years from the date of purchase unless matched to a specific obligation or debt of the City, and must be purchased with the expectation that it will be held to maturity.

Investments may only be made through specified dealers and institutions. Payment for investments may be made only upon delivery of the securities representing the investments to the treasurer or qualified trustee or, if the securities are not represented by a certificate, upon receipt of confirmation of transfer from the custodian.

City of Brunswick, Ohio
Notes to the Basic Financial Statements
For the Year Ended December 31, 2011

Deposits

Custodial credit risk for deposits is the risk that in the event of bank failure, the City will not be able to recover deposits or collateral securities that are in the possession of an outside party. At year-end, the carrying amount of the City's deposits was \$11,294,752 and the bank balance was \$11,285,276. Of the bank balance \$4,003,463 was covered by Federal depository insurance or was collateralized with pledged securities and \$7,281,813 was exposed to custodial credit risk because it was uninsured and collateralized with securities held by the pledging financial institutions' trust department or agent, but not in the City's name.

The City has no deposit policy for custodial risk beyond the requirements of State statute. Ohio law requires that deposits be either insured or be protected by eligible securities pledged to and deposited either with the City or a qualified trustee by the financial institution as security for repayment, or by a collateral pool of eligible securities deposited with a qualified trustee and pledged to secure the repayment of all public monies deposited in the financial institution whose market value at all times shall be at least one hundred five percent of the deposits being secured.

Investments

Investments are reported at fair value. As of December 31, 2011, the City had the following investments:

	<u>Fair Value</u>	<u>Maturity</u>
Repurchase Agreements		
Federal Home Loan Mortgage Bond	\$3,920,000	Daily
Manuscript Bond	18,098	December 1, 2018
STAR Ohio	<u>947,399</u>	Average 57.0 days
Total Portfolio	<u><u>\$4,885,497</u></u>	

Interest Rate Risk As a means of limiting its exposure to fair value losses caused by rising interest rates, the City's investment policy requires that operating funds be invested primarily in short-term investments maturing within five years from the date of purchase and that the City's investment portfolio be structured so that securities mature to meet cash requirements for ongoing operations and/or long-term debt payments. To date, no investments have been purchased with a life greater than five years except for the manuscript bonds. The manuscript bond represents an investment in which the City purchased its own special assessment bond to pay the property owners' portion of the cost of improving Grafton Road. This bond matures on December 1, 2018.

Credit Risk The Federal Home Loan Mortgage Bond overnight repurchase agreement carries a rating of AAA by Standard and Poor's. The manuscript bonds are not rated however they are a general obligation of the City and would carry the same rating of the City's other un-voted general obligation bonds. STAR Ohio carries a rating of AAA, by Standard and Poor's. Ohio law requires that STAR Ohio maintain the highest rating provided by at least one nationally recognized standard rating service. The City has no investment policy that addresses credit risk.

Custodial Credit Risk For an investment, custodial credit risk is the risk that, in the event of the failure of the counterparty, the City will not be able to recover the value of its investments or collateral securities that are in the possession of an outside party. The Federal Home Loan Mortgage Bond overnight repurchase agreement and manuscript bonds are exposed to custodial credit risk in that they are uninsured, unregistered, and held by the counterparty's trust department or agent but not in the City's

City of Brunswick, Ohio
Notes to the Basic Financial Statements
For the Year Ended December 31, 2011

name. The City has no investment policy dealing with investment custodial risk beyond the requirement in State statute that requires securities purchased pursuant to this division shall be delivered into the custody of the Finance Director or an agent designated by the Finance Director.

Concentration of Credit Risk is defined by the Governmental Accounting Standards Board as having five percent or more invested in the securities of a single issuer. The City's investment policy places no limit on the amount it may invest in any one issuer. The repurchase agreement was 80.24 percent of the City's investments.

Note 8 - Receivables

Receivables at December 31, 2011, consisted primarily of municipal income taxes, property taxes, special assessments, intergovernmental receivables arising from grants, entitlements and shared revenues, interest, and accounts (billings for user charged services).

No allowance for doubtful accounts has been recorded because uncollectible amounts are expected to be insignificant. All receivables except property taxes, notes, and special assessments are expected to be received within one year. Property taxes and special assessments, although ultimately collectible, include some portion of delinquencies that will not be collected within one year.

Notes receivable in the Brunswick Lake capital projects fund represents a promissory note with a local developer. The developer bought land that the City held an asset held for resale, and a portion of the sale was financed through a note with the City at an interest rate of four percent. As the developer develops and sells each lot, the City will be repaid a portion of the note. If the remaining lots have not been sold by February 25, 2013, the entire balance of the loan and any accrued interest would be due in full.

Special assessments expected to be collected in more than one year amount to \$1,402,175 in the special assessment bond retirement fund. The amount of delinquent special assessments outstanding at year-end is \$6,585.

Property Taxes

Property taxes include amounts levied against all real and public utility property located in the City. Property tax revenue received during 2011 for real and public utility property taxes represents collections of 2010 taxes.

2011 real property taxes were levied after October 1, 2011, on the assessed value as of January 1, 2011, the lien date. Assessed values are established by State law at 35 percent of appraised market value. 2011 real property taxes are collected in and intended to finance 2012.

Real property taxes are payable annually or semi-annually. If paid annually, payment is due December 31; if paid semi-annually, the first payment is due December 31, with the remainder payable by June 20. Under certain circumstances, State statute permits later payment dates to be established.

Public utility tangible personal property currently is assessed at varying percentages of true value; public utility real property is assessed at 35 percent of true value. 2011 public utility property taxes which became a lien December 31, 2010, are levied after October 1, 2011, and are collected in 2012 with real property taxes.

City of Brunswick, Ohio
Notes to the Basic Financial Statements
For the Year Ended December 31, 2011

The full tax rate for all City operations for the year ended December 31, 2011, was \$2.60 per \$1,000 of assessed value. The assessed values of real property and public utility tangible property upon which 2011 property tax receipts were based are as follows:

	<u>Assessed Value</u>
Real Estate	
Residential/Agricultural	\$569,116,780
Commercial Industrial/PU	135,601,100
Public Utility Property	5,683,640
Tangible Personal	2,490,600
Total Assessed Value	<u><u>\$712,892,120</u></u>

The Medina County Treasurer collects property taxes on behalf of all taxing districts in the county, including the City of Brunswick. The County Auditor periodically remits to the City its portion of the taxes collected. Property taxes receivable represents real and public utility property taxes and outstanding delinquencies which were measurable as of December 31, 2011, and for which there was an enforceable legal claim. In the governmental funds, the entire receivable has been deferred since current taxes were not levied to finance 2011 operations and the collection of delinquent taxes during the available period is not subject to reasonable estimation. On the accrual basis, collectible delinquent property taxes have been recorded as revenue while on the modified accrual basis the revenue has been deferred.

Income Tax

The City levies a municipal income tax of 1.85 percent on salaries, wages, commissions and other compensation, and net profits earned within the City as well as incomes of residents earned outside of the City. Residents of the City are granted a credit up to one percent for taxes paid to other municipalities.

Employers within the City are required to withhold income tax on employee compensation and remit the tax to the City either monthly or quarterly. Corporations and other individual taxpayers are required to pay their estimated tax quarterly and file a declaration annually. By City ordinance, income tax proceeds for 2012, after income tax department expenditures, are credited to the following funds: police fund 49.25 percent up to a maximum of \$5,975,000; fire fund 26.50 percent up to a maximum of \$3,240,000; street repair and maintenance fund 7 percent up to a maximum of \$838,000; Brunswick transit alternative fund 1.10 percent up to a maximum of \$120,000; park fund 3.50 percent up to a maximum of \$420,000; general obligation bond retirement fund 2.15 percent; capital improvement capital projects fund 1 percent; and the general fund 9.50 percent. Income tax receipts that exceed the established maximums in any one fund are retained in the general fund. The income tax receivable amounts are based on the 2012 allocation.

City of Brunswick, Ohio
Notes to the Basic Financial Statements
For the Year Ended December 31, 2011

Intergovernmental Receivables

A summary of the governmental activities principal items of intergovernmental receivables follows:

	<u>Amounts</u>
Gasoline Tax	\$586,701
Local Government	558,846
Permissive Motor Vehicle License Tax	203,136
Grants	208,031
Motor Vehicle License Registration	125,600
Homestead and Rollback	115,726
Fines, Licenses and Fees	22,689
Deregulation Monies	15,743
Cigarette and Liquor Tax	19,383
Miscellaneous	4,947
Dispatch	4,863
Court	1,550
Total	<u><u>\$1,867,215</u></u>

Note 9 - Contingencies

Grants

The City received financial assistance from federal and State agencies in the form of grants. The disbursement of funds received under these programs generally requires compliance with terms and conditions specified in the grant agreements and are subject to audit by the grantor agencies. Any disallowed claims resulting from such audits could become a liability of the general fund or other applicable funds. However, in the opinion of management, any such disallowed claims will not have a material adverse effect on the overall financial position of the City at December 31, 2011.

Litigation

Several claims and lawsuits are pending against the City. In the opinion of management, any such claims and lawsuits will not have a material adverse effect on the overall financial position of the City at December 31, 2011.

City of Brunswick, Ohio
Notes to the Basic Financial Statements
For the Year Ended December 31, 2011

Note 10 - Capital Assets

Capital asset activity for the year ended December 31, 2011, was as follows:

	Balance 12/31/10	Additions	Deletions	Balance 12/31/11
Governmental Activities				
<i>Capital Assets, not being depreciated:</i>				
Land	\$5,355,233	\$0	\$0	\$5,355,233
Construction in Progress	3,535,431	1,793,419	(1,501,912)	3,826,938
<i>Total Capital Assets, not being depreciated</i>	<u>8,890,664</u>	<u>1,793,419</u>	<u>(1,501,912)</u>	<u>9,182,171</u>
<i>Capital Assets, being depreciated:</i>				
Land Improvements	106,718	0	0	106,718
Buildings and Improvements	13,746,364	212,926	(75,308)	13,883,982
Equipment, Machinery and Vehicles	9,090,786	442,220	(337,919)	9,195,087
Furniture and Fixtures	57,359	0	0	57,359
Infrastructure				
Roads	13,111,911	708,619	0	13,820,530
Sidewalks	1,391,327	70,229	0	1,461,556
Storm Sewers	17,732,394	551,372	0	18,283,766
Bridges	263,823	0	0	263,823
Dam	1,616,743	0	0	1,616,743
Culverts	2,153,947	0	0	2,153,947
<i>Total Capital Assets, being depreciated</i>	<u>59,271,372</u>	<u>1,985,366</u>	<u>(413,227)</u>	<u>60,843,511</u>
Less Accumulated Depreciation:				
Land Improvements	(14,454)	(4,394)	0	(18,848)
Buildings and Improvements	(6,399,758)	(344,198)	30,014	(6,713,942)
Equipment, Machinery and Vehicles	(6,697,144)	(522,351)	310,228	(6,909,267)
Furniture and Fixtures	(48,893)	(3,157)	0	(52,050)
Infrastructure				
Roads	(6,909,289)	(421,108)	0	(7,330,397)
Sidewalks	(634,952)	(44,911)	0	(679,863)
Storm Sewers	(4,700,609)	(354,648)	0	(5,055,257)
Bridges	(94,412)	(6,596)	0	(101,008)
Dam	(194,009)	(32,335)	0	(226,344)
Culverts	(671,068)	(53,849)	0	(724,917)
Total Accumulated Depreciation	<u>(26,364,588)</u>	<u>(1,787,547) *</u>	<u>340,242</u>	<u>(27,811,893)</u>
Total Capital Assets being depreciated, net	<u>32,906,784</u>	<u>197,819</u>	<u>(72,985)</u>	<u>33,031,618</u>
Governmental Activities Capital Assets, Net	<u>\$41,797,448</u>	<u>\$1,991,238</u>	<u>(\$1,574,897)</u>	<u>\$42,213,789</u>

City of Brunswick, Ohio
Notes to the Basic Financial Statements
For the Year Ended December 31, 2011

	Balance 12/31/10	Additions	Deletions	Balance 12/31/11
Business-Type Activities				
<i>Capital Assets, being depreciated:</i>				
Machinery, Equipment, Vehicles, Furniture and Fixtures	\$416,009	\$11,743	\$0	\$427,752
Less Accumulated Depreciation	<u>(221,535)</u>	<u>(25,880)</u>	<u>0</u>	<u>(247,415)</u>
Business-Type Activities Capital Assets, Net	<u>\$194,474</u>	<u>(\$14,137)</u>	<u>\$0</u>	<u>\$180,337</u>

* Depreciation expense was charged to governmental functions as follows:

General Government	\$113,957
Security of Persons and Property	367,002
Transportation	646,007
Community Environment	442,992
Public Health Services	23,160
Leisure Time Activities	<u>194,429</u>
Total Depreciation Expense	<u>\$1,787,547</u>

Note 11 – Assets Held for Resale

Assets held for resale represents land near Brunswick Lake purchased by the City which will be sold for development purposes. During 2011, the City did not sell any of the land. As of December 31, 2011 the City has 17 acres of land remaining which is being held for resale.

Note 12 - Risk Management

The City is exposed to various risks of loss related to torts; theft of, damage to, and destruction of assets; errors and omissions; injuries to employees and natural disasters. The City has insurance coverage with Ohio Plan Risk Management Incorporated. The City's coverage for general liability, bodily injury and property damage to others is limited to \$10,000,000 per occurrence and has a \$12,000,000 aggregate limit per year.

Errors and omissions for public officials and police professional liability are \$10,000,000 per occurrence and \$12,000,000 aggregate per year. Vehicle coverage is limited to \$10,000,000 per each occurrence, no aggregate, and a \$1,000 physical damage deductible for comprehensive and collision for all City vehicles.

Comprehensive crime is covered at \$100,000 with various individual bonds ranging from \$10,000 to \$1,000,000 in coverage.

City of Brunswick, Ohio
Notes to the Basic Financial Statements
For the Year Ended December 31, 2011

Coverage for the City’s buildings, furniture, fixtures, and contents has a limit of \$28,538,659 with a \$2,500 per event deductible. Inland marine coverage for all City property that moves has a limit of \$2,467,180 with a \$1,000 deductible.

Settled claims have not exceeded this commercial coverage in any of the past five years. There has not been a significant reduction in coverage from the prior year.

The City pays the State Workers’ Compensation System a premium based on a rate per \$100 of salaries. This rate is calculated based on accident history and administrative costs.

Note 13 – Capital Leases Payable

The City has previously entered into leases for the acquisition of a grader and ambulance. These lease obligations meet the criteria of a capital lease as defined by Financial Accounting Standards Board Statement Number 13, “Accounting for Leases,” and have been recorded as capital assets on the government-wide statements. Capital lease payments have been reclassified and are reflected as debt service expenditures in the general fund on the basic financial statements. These expenditures are reflected as programs/function expenditures on a budgetary basis.

	Governmental Activities
Machinery and Equipment	\$362,448
Less: Accumulated depreciation	(147,708)
Current Book Value	\$214,740

Such agreements provide for minimum, annual lease payments as follows:

	Governmental Activities
2012	\$56,375
2013	29,008
2014	29,008
Total Minimum Lease Payments	114,391
Less: Amount Representing Interest	(9,196)
Total	\$105,195

City of Brunswick, Ohio
Notes to the Basic Financial Statements
For the Year Ended December 31, 2011

Note 14 – Contractual Commitments

As of December 31, 2011, the City had the following contractual commitments:

Project	Amount Remaining on Contract
Fiber Optic Ring City Contractual Commitment	\$380,212
Refuse December 2011 Contractual Services	187,688
City-Wide Signalization Project (Engineering and Right-of-way)	137,888
Information Technology Infrastructure and Licensing Project	89,063
Gradall Capital Lease Payments	87,023
Community Housing Improvement Projects	81,164
Center Road Crack Sealing 2011	48,825
OPWC Grafton/Hadcock Road Project	36,627
OPWC Hadcock Road Phase II Project	30,257
Total	\$1,078,747

Note 15 - Long-Term Obligations

The original issue date, interest rate, original issuance and maturity date for each of the City's bonds, note and loans follows:

	Original Issue Date	Interest Rate	Original Issue Amount	Date of Maturity
<i>General Obligation Bonds</i>				
Capital Improvement	2009	2.00 to 4.20 %	\$4,672,492	December 1, 2029
Refunding City Hall Expansion	2003	4.00 to 5.75	935,000	December 1, 2012
<i>Special Assessment Bonds with Governmental Commitment</i>				
Capital Improvement	2009	2.00 to 4.20	402,508	December 1, 2029
Laurel Road West Waterline	1994	5.25 to 9.50	315,000	December 1, 2014
Grafton Road Improvement	1997	5.68	56,300	December 1, 2018
South Industrial Parkway Improvement	1999	3.90 to 5.63	1,230,000	December 1, 2019
Laurel Road Improvement	2006	4.00 to 5.75	546,000	December 1, 2026
Refunding Cross Creek Improvement	2003	4.00 to 5.75	426,000	December 1, 2012
Refunding South Carpenter Road Improvement	2003	4.00 to 6.75	49,000	December 1, 2012
<i>OPWC Loans</i>				
Fireside Double	2004	0.00	180,803	July 2, 2026
North Carpenter	2011	0.00	3,342	January 1, 2032

City of Brunswick, Ohio
Notes to the Basic Financial Statements
For the Year Ended December 31, 2011

A schedule of changes in bonds and other long-term obligations of the City during 2011 follows:

	Amounts Outstanding 12/31/10	Additions	Reductions	Amounts Outstanding 12/31/11	Amounts Due in One Year
<i>General Obligation Bonds:</i>					
<i>Unvoted:</i>					
Capital Improvement Bonds	\$4,507,429	\$0	(\$174,764)	\$4,332,665	\$184,459
Unamortized Premium	6,309	0	(336)	5,973	0
Refunding City Hall Expansion	226,000	0	(110,000)	116,000	116,000
Unamortized Premium	17,098	0	(8,906)	8,192	0
<i>Total Unvoted</i>	<u>4,756,836</u>	<u>0</u>	<u>(294,006)</u>	<u>4,462,830</u>	<u>300,459</u>
<i>Total General Obligation Bonds</i>	<u>4,756,836</u>	<u>0</u>	<u>(294,006)</u>	<u>4,462,830</u>	<u>300,459</u>
<i>Special Assessment Bonds with Governmental Commitment:</i>					
Capital Improvement Bonds	387,571	0	(15,236)	372,335	15,541
Unamortized Premium	541	0	(28)	513	0
Laurel Road West Waterline	100,000	0	(25,000)	75,000	25,000
Grafton Road Improvement	20,815	0	(2,717)	18,098	2,717
South Industrial Parkway Improvement	715,000	0	(65,000)	650,000	65,000
Laurel Road Improvement	445,000	0	(25,000)	420,000	25,000
Unamortized Premium	1,563	0	(100)	1,463	0
Refunding Cross Creek Improvement	100,000	0	(50,000)	50,000	50,000
Unamortized Premium	7,878	0	(4,102)	3,776	0
Refunding South Carpenter Road Improvement	12,000	0	(6,000)	6,000	6,000
Unamortized Premium	930	0	(484)	446	0
<i>Total Special Assessment Bonds</i>	<u>1,791,298</u>	<u>0</u>	<u>(193,667)</u>	<u>1,597,631</u>	<u>189,258</u>
<i>OPWC Loans:</i>					
Hadcock Road Phase II 0%	0	180,354	0	180,354	0
North Carpenter Loan 0%	0	3,342	0	3,342	167
Highland Storm Sewer Loan 0%	33,169	7,955	(5,664)	35,460	0
El Dorado Storm Sewer Loan 0%	11,588	68,723	0	80,311	0
Fireside Double 0%	135,603	0	(9,040)	126,563	4,520
<i>Total OPWC Loans</i>	<u>180,360</u>	<u>260,374</u>	<u>(14,704)</u>	<u>426,030</u>	<u>4,687</u>
<i>Other Long-term Obligations:</i>					
Capital Leases	153,837	0	(48,642)	105,195	51,136
Early Retirement Incentive	185,276	0	(185,276)	0	0
Compensated Absences	418,253	106,537	(81,032)	443,758	61,240
<i>Total Other Long-term Obligations</i>	<u>757,366</u>	<u>106,537</u>	<u>(314,950)</u>	<u>548,953</u>	<u>112,376</u>
<i>Total Governmental Long-Term Liabilities</i>	<u>\$7,485,860</u>	<u>\$366,911</u>	<u>(\$817,327)</u>	<u>\$7,035,444</u>	<u>\$606,780</u>

City of Brunswick, Ohio
Notes to the Basic Financial Statements
For the Year Ended December 31, 2011

	Amounts Outstanding 12/31/10	Additions	Reductions	Amounts Outstanding 12/31/11	Amounts Due in One Year
	<i>Business-Type Activities:</i>				
Compensated Absences	\$1,237	\$667	\$0	\$1,904	\$262

On September 24, 2009, the City issued \$5,075,000 in capital improvement bonds, of which, \$4,672,492 was general obligation bonds and \$402,508 was special assessment bonds. The bonds were issued for the reconstruction of the dam at Brunswick Lake, the dredging and improvements of Brunswick Lake and various improvements to the City's storm sewer water drainage system.

General obligation bonds will be paid from the taxes receipted into the debt service fund. The special assessment bonds will be paid from the proceeds of special assessments levied against the benefitted property owners. In the event that a property owner would fail to pay the assessment, payment would be made to the City.

A line of credit has been established with the Ohio Public Works Commission in the amount of \$134,174 for improvements to the El Dorado storm sewers, \$400,000 for improvements to Hadcock Road and \$141,500 for improvements to the Highland storm sewers; however, since these loans are not finalized, the repayment schedules are not included in the schedule of debt service payments.

Compensated absences will be paid from the general fund, the court computerization, police, fire department, street repair and maintenance, Brunswick transit, parks and recreational center special revenue funds and the refuse and stormwater enterprise funds which are the funds from which the employees' salaries are paid. The OPWC loans will be paid with income tax proceeds in the street repair and maintenance special revenue fund.

The City's overall debt margin was \$67,403,422 and the unvoted legal debt margin was \$31,758,816 at December 31, 2011. Principal and interest requirements to retire long-term obligations outstanding at December 31, 2011, are as follows:

	General Obligation Bonds		Special Assessment Bonds		OPWC Loans	Total	
	Principal	Interest	Principal	Interest	Principal	Principal	Interest
2012	\$300,459	\$164,211	\$189,258	\$79,473	\$4,687	\$494,404	\$243,684
2013	184,110	153,390	138,607	69,537	9,207	331,924	222,927
2014	188,712	148,788	144,005	62,453	9,207	341,924	211,241
2015	193,264	143,598	124,553	79,807	9,207	327,024	223,405
2016	197,783	138,042	130,034	48,916	9,207	337,024	186,958
2017-2021	1,109,405	579,601	524,908	143,630	46,035	1,680,348	723,231
2022-2026	1,330,330	358,734	259,670	53,017	41,520	1,631,520	411,751
2027-2031	944,602	80,500	80,398	6,826	835	1,025,835	87,326
Total	\$4,448,665	\$1,766,864	\$1,591,433	\$543,659	\$129,905	\$6,170,003	\$2,310,523

City of Brunswick, Ohio
Notes to the Basic Financial Statements
For the Year Ended December 31, 2011

Note 16 – Notes Payable

A summary of the note transactions for the year ended December 31, 2011, follows:

	Outstanding 12/31/10	Issued	Retired	Outstanding 12/31/11
1.30% Capital Improvement and Equipment Notes	\$2,825,000	\$0	\$2,825,000	\$0
1.15% Capital Improvement and Equipment Notes	0	3,345,000	0	3,345,000
Total	<u>\$2,825,000</u>	<u>\$3,345,000</u>	<u>\$2,825,000</u>	<u>\$3,345,000</u>

On November 15, 2011 the City issued \$3,345,000 in Capital Improvement and Equipment Notes. \$1,350,000 will finance the improvement of a storm water drainage system by constructing and reconstructing storm sewers, storm water detention basins and other storm water management improvements, \$1,745,000 will finance the engineering and right-of-way costs of the improvement to the City's traffic control system and \$250,000 was used to acquire fire apparatus and related equipment. These notes mature on November 14, 2012. The City had \$1,571,414 in unspent proceeds as of December 31, 2011.

All notes are backed by the full faith and credit of the City of Brunswick and mature within one year. The note liability is reflected in the fund which received the proceeds and will repay the debt. The notes are generally issued in anticipation of long-term bond financing and are refinanced until such bonds are issued.

Note 17 – Defined Benefit Pension Plans

Ohio Public Employees Retirement System

Plan Description – The City participates in the Ohio Public Employees Retirement System (OPERS). OPERS administers three separate pension plans. The Traditional Pension Plan is a cost-sharing, multiple-employer defined benefit pension plan. The Member-Directed Plan is a defined contribution plan in which the member invests both member and employer contributions (employer contributions vest over five years at 20 percent per year). Under the Member-Directed Plan, members accumulate retirement assets equal to the value of the member and vested employer contributions plus any investment earnings. The Combined Plan is a cost-sharing, multiple-employer defined benefit pension plan. Under the Combined Plan, OPERS invests employer contributions to provide a formula retirement benefit similar in nature to, but less than, the Traditional Pension Plan benefit. Member contributions, the investment of which is self-directed by the members, accumulate retirement assets in a manner similar to the Member-Directed Plan.

OPERS provides retirement, disability, survivor and death benefits, and annual cost-of-living adjustments to members of the Traditional Pension and Combined Plans. Members of the Member-Directed Plan do not qualify for ancillary benefits. Authority to establish and amend benefits is provided by Chapter 145 of the Ohio Revised Code. OPERS issues a stand-alone financial report. Interested parties may obtain a copy by visiting <https://www.opers.org/investments/cafr.shtml>, writing to OPERS, 277 East Town Street, Columbus, Ohio 43215-4642, or by calling 614-222-5601 or 800-222-7377.

City of Brunswick, Ohio
Notes to the Basic Financial Statements
For the Year Ended December 31, 2011

Funding Policy – The Ohio Revised Code provides statutory authority for member and employer contributions and currently limits the employer contribution to a rate not to exceed 14 percent of covered payroll for state and local employer units and 18.1 percent of covered payroll for law enforcement and public safety employer units. Member contribution rates, as set forth in the Ohio Revised Code, are not to exceed 10 percent of covered payroll for members in State and local divisions and 12 percent for law enforcement and public safety members. For the year ended December 31, 2011, members in state and local divisions contributed 10 percent of covered payroll while public safety and law enforcement members contributed 11.0 percent and 11.6 percent, respectively. While members in the state and local divisions may participate in all three plans, law enforcement and public safety divisions exist only within the Traditional Pension Plan. For 2011, member and employer contribution rates were consistent across all three plans.

The City's 2011 contribution rate was 14.0 percent, except for those plan members in law enforcement or public safety, for whom the City's contribution was 18.10 percent of covered payroll. The portion of employer contributions used to fund pension benefits is net of post-employment health care benefits. The portion of employer contribution allocated to health care for members in the Traditional Plan was 4.00 percent for 2011. The portion of employer contributions allocated to health care for members in the Combined Plan was 6.05 percent for 2011. Employer contribution rates are actuarially determined.

The City's required contributions for pension obligations to the Traditional Pension and Combined Plans for the years ended December 31, 2011, 2010, and 2009 were \$406,308, \$398,893 and \$400,751 respectively. For 2011, 88.78 percent has been contributed with the balance being reported as an intergovernmental payable. The full amount has been contributed for 2010 and 2009. Contributions to the Member-Directed Plan for 2011 were \$7,262 made by the City and \$5,187 made by the plan members.

Ohio Police and Fire Pension Fund

Plan Description – The City contributes to the Ohio Police and Fire Pension Fund (OP&F), a cost-sharing multiple-employer defined benefit pension plan. OP&F provides retirement and disability benefits, annual cost-of-living adjustments, and death benefits to plan members and beneficiaries. Benefit provisions are established by the Ohio State Legislature and are codified in Chapter 742 of the Ohio Revised Code. OP&F issues a publicly available financial report that includes financial information and required supplementary information for the plan. That report may be obtained by writing to OP&F, 140 East Town Street, Columbus, Ohio 43215-5164.

Funding Policy – The Ohio Revised Code requires plan members to contribute 10.0 percent of their annual covered salary, while employers are required to contribute 19.5 percent for police officers and 24.0 percent for firefighters.

The OP&F Pension Fund is authorized by the Ohio Revised Code to allocate a portion of the employer contributions to retiree health care benefits. The portion of employer contributions used to fund pension benefits was 12.75 percent of covered payroll for police officers and 17.25 percent of covered payroll for firefighters. The City's contributions to the OP&F for police and firefighters were \$379,391 and \$337,033 for the year ended December 31, 2011, \$380,544 and \$331,164 for the year ended December 31, 2010, and \$365,512 and \$327,366 for the year ended December 31, 2009, respectively. For 2010, 68.11 percent for police and 70.37 percent for firefighters has been contributed with the balance for both police and firefighters being reported as an intergovernmental payable. The full amount has been contributed for 2010 and 2009.

City of Brunswick, Ohio
Notes to the Basic Financial Statements
For the Year Ended December 31, 2011

Note 18 – Postemployment Benefits

Ohio Public Employees Retirement System

Plan Description – Ohio Public Employees Retirement System (OPERS) administers three separate pension plans: The Traditional Pension Plan—a cost-sharing, multiple-employer defined benefit pension plan; the Member-Directed Plan—a defined contribution plan; and the Combined Plan—a cost-sharing, multiple-employer defined benefit pension plan that has elements of both a defined benefit and defined contribution plan.

OPERS maintains a cost-sharing multiple-employer defined benefit post-employment health care plan for qualifying members of both the Traditional Pension and the Combined Plans. Members of the Member-Directed Plan do not qualify for ancillary benefits, including post-employment health care coverage. The plan includes a medical plan, prescription drug program and Medicare Part B premium reimbursement.

In order to qualify for post-employment health care coverage, age-and-service retirees under the Traditional Pension and Combined Plans must have 10 or more years of qualifying Ohio service credit. Health care coverage for disability benefit recipients and qualified survivor benefit recipients is available. The Ohio Revised Code permits, but does not mandate, OPERS to provide health care benefits to its eligible members and beneficiaries. Authority to establish and amend benefits is provided in Chapter 145 of the Ohio Revised Code.

Disclosures for the health care plan are presented separately in the OPERS financial report which may be obtained by visiting <https://www.opers.org/investments/cafr.shtml>, writing to OPERS, 277 East Town Street, Columbus, Ohio 43215-4642, or by calling 614-222-5601 or 800-222-7377.

Funding Policy – The post-employment health care plan was established under, and is administrated in accordance with, Internal Revenue Code 401(h). The Ohio Revised Code provides the statutory authority requiring public employers to fund post-retirement health care through contributions to OPERS. A portion of each employer’s contribution to OPERS is set aside for the funding of post-retirement health care.

Employer contribution rates are expressed as a percentage of the covered payroll of active members. In 2011, state and local employers contributed at a rate of 14.0 percent of covered payroll, and public safety and law enforcement employers contributed at 18.10 percent. These are the maximum employer contribution rates permitted by the Ohio Revised Code.

Each year, the OPERS Retirement Board determines the portion of the employer contribution rate that will be set aside for funding of post-employment health care benefits. The portion of employer contributions allocated to health care for members in the Traditional Plan was 4.0 percent for 2011. The portion of employer contributions allocated to health care for members in the Combined Plan was 6.05 percent for 2011.

The OPERS Retirement Board is also authorized to establish rules for the payment of a portion of the health care benefits provided, by the retiree or their surviving beneficiaries. Payment amounts vary depending on the number of covered dependents and the coverage selected. Active members do not make contributions to the post-employment health care plan.

City of Brunswick, Ohio
Notes to the Basic Financial Statements
For the Year Ended December 31, 2011

The City's contributions allocated to fund post-employment health care benefits for the years ended December 31, 2011, 2010 and 2009 were \$162,523, \$227,406 and \$289,774 respectively. For 2011, 88.78 percent has been contributed with the balance being reported as an intergovernmental payable. The full amount has been contributed for 2010 and 2009.

The Health Care Preservation Plan (HCPP) adopted by the OPERS Retirement Board on September 9, 2004, was effective January 1, 2007. Member and employer contribution rates increased on January 1, of each year from 2006 to 2008. Rates for law and public safety employees increased over a six year period beginning on January 1, 2006, with a final rate increase on January 1, 2011. These rate increases allowed additional funds to be allocated to the health care plan.

Police and Firemen's Disability and Pension Fund

Plan Description – The City contributes to the Ohio Police and Fire Pension Fund (OP&F) sponsored health care program, a cost-sharing multiple-employer defined post-employment health care plan administered by OP&F. OP&F provides health care benefits including coverage for medical, prescription drugs, dental, vision, Medicare Part B Premium and long-term care to retirees, qualifying benefit recipients and their eligible dependents.

OP&F provides access to post-retirement health care coverage for any person who receives or is eligible to receive a monthly service, disability, or survivor benefit check or is a spouse or eligible dependent child of such person. The health care coverage provided by OP&F meets the definition of an Other Post-Employment Benefit (OPEB) as described in GASB Statement No. 45.

The Ohio Revised Code allows, but does not mandate OP&F to provide OPEB benefits. Authority for the OP&F Board of Trustees to provide health care coverage to eligible participants and to establish and amend benefits is codified in Chapter 742 of the Ohio Revised Code.

OP&F issues a publicly available financial report that includes financial information and required supplementary information for the plan. That report may be obtained by writing to OP&F, 140 East Town Street, Columbus, Ohio 43215-5164.

Funding Policy – The Ohio Revised Code provides for contribution requirements of the participating employers and of plan members to the OP&F defined benefit pension plan. Participating employers are required by Ohio Revised Code to contribute to the pension plan at rates expressed as percentages of the payroll of active pension plan members, currently, 19.5 percent and 24.0 percent of covered payroll for police and fire employers, respectively. Active members do not make contributions to the OPEB Plan.

OP&F maintains funds for health care in two separate accounts. One for health care benefits under an IRS Code Section 115 trust and one for Medicare Part B reimbursements administrated as an Internal Revenue Code 401(h) account, both of which are within the defined benefit pension plan, under the authority granted by the Ohio Revised Code to the OP&F Board of Trustees.

The Board of Trustees is authorized to allocate a portion of the total employer contributions made into the pension plan to the Section 115 trust and the Section 401(h) account as the employer contribution for retiree health care benefits. For the year ended December 31, 2011, the employer contribution allocated to the health care plan was 6.75 percent of covered payroll. The amount of employer contributions allocated to the health care plan each year is subject to the Trustees' primary responsibility to ensure that pension benefits are adequately funded and is limited by the provisions of Sections 115 and 401(h).

City of Brunswick, Ohio
Notes to the Basic Financial Statements
For the Year Ended December 31, 2011

The OP&F Board of Trustees also is authorized to establish requirements for contributions to the health care plan by retirees and their eligible dependents, or their surviving beneficiaries. Payment amounts vary depending on the number of covered dependents and the coverage selected.

The City's contributions to OP&F which were allocated to fund post-employment health care benefits for police and firefighters were \$200,854 and \$131,882 for the year ended December 31, 2011, \$201,464 and \$129,586 for the year ended December 31, 2010, and \$193,506 and \$128,100 for the year ended December 31, 2009. For 2011, 68.11 percent has been contributed for police and 70.37 percent has been contributed for firefighters with the balance for both police and firefighters being reported as an intergovernmental payable. The full amount has been contributed for 2010 and 2009.

Note 19 - Other Employee Benefits

Compensated Absences

The criteria for determining vacation and sick leave benefits are derived from negotiated agreements and State laws. Employees earn two to six weeks of vacation per year, depending upon length of service. Vacation accumulation is limited to one year unless an extension is approved by the City Manager. All accumulated unused vacation time is paid upon termination of employment. Outstanding unused vacation is reflected as vacation benefits payable on the statement of net assets.

Employees earn sick leave at the rate of 1.25 days per month of service. Sick leave accumulation is unlimited, but upon retirement or death, an employee, other than full-time sergeants or patrolman, can be paid twenty-five percent of accumulated, unused sick leave to a maximum of thirty days. Sergeants or patrolmen can be paid thirty-three percent of accumulated unused sick leave to various maximums based on the number of years of continuous service.

Health and Life Insurance

The City provides health insurance through Medical Mutual to its employees. It also provides life insurance and accidental death and dismemberment insurance to its employees through Group Life Insurance. The option to select an HMO from Kaiser Permanente is provided to the employees and premiums are paid by the City.

Early Notification of Retirement Incentive

The City offered an early retirement incentive (ERI) program to all employees, beginning December 1, 2009 and ending November 30, 2010. Employees must be eligible to retire under Ohio Public Employees Retirement System (OPERS) rules on or before November 30, 2010, including service to be purchased by the City under the ERI program. Service credit for each participating employee shall be purchased by the City of Brunswick in an amount equal to the lesser of the following two years of service credit; or an amount of service credit equal to one-fifth of the total service credit of record credited to the participating employee in OPERS, exclusive of the service credit purchased under this ERI program. The City will purchase the service credit from OPERS over a two year period. These expenditures are reflected in the funds from which the employee's salary and severance are paid. Fourteen employees participated in the program and \$235,643 of the incentive was paid in 2010 and \$185,276 of the incentive was paid in 2011.

City of Brunswick, Ohio
Notes to the Basic Financial Statements
For the Year Ended December 31, 2011

Note 20 - Interfund Transfers and Balances

Transfers

A transfer of \$16,284 was made from the general fund to the storm sewer capital projects fund to fund a council approved change order. A transfer of \$24,598 was made from the general fund to the road improvement capital projects fund to assist with a road improvement project and to cover prior engineering expenses.

Balances

Interfund receivables and payables are due to the timing of the receipt of grant monies by the nonmajor funds. All interfund balances will be repaid within one year. Loans from other funds are due to the land held for resale in the Brunswick Lake construction fund, which was originally paid for by the general fund. Loans from other funds will be repaid in more than one year with the proceeds from the sale of the land after all contractual obligations are paid. As of December 31, 2011, the loan balance between the general fund and the brunswick lake construction fund was \$1,411,286.

Interfund balances at December 31, 2011, consist of the following:

	<u>Receivables</u>	<u>Payables</u>
Major Funds		
General Fund	\$938,700	\$0
Nonmajor Funds		
<i>Special Revenue Funds:</i>		
Brunswick Transit Alternative	0	80,000
Community Home Investment Program Grant	0	128,000
Neighborhood Stabilization Program Grant	0	25,000
Medina County Safe Communities Grant	0	31,900
<i>Capital Projects Funds:</i>		
Community Development Block Grant	0	104,000
City Hall Expansion	0	60,000
Road Improvement	0	257,000
Storm Sewer	0	217,800
Total Nonmajor Funds	0	903,700
Enterprise Fund		
Stormwater	0	35,000
Total All Funds	\$938,700	\$938,700

City of Brunswick, Ohio
Notes to the Basic Financial Statements
For the Year Ended December 31, 2011

Note 21 - Jointly Governed Organizations

Southwest Council of Governments

The Southwest Council of Governments helps foster cooperation between municipalities in areas affecting health, safety, welfare, education, economic conditions, and regional development. The board is comprised of one member from each of the sixteen participating entities. The board exercises total control over the operation of the Council including budgeting, appropriating, contracting, and designating management. Budgets are adopted by the board. Each city's degree of control is limited to its representation on the board. In 2011, the City contributed \$15,000 to the Southwest Council of Governments.

The Council has established two subsidiary organizations, the Hazardous Material Response Team ("HAZ MAT") which provides hazardous material protection and assistance, and the Southwest Enforcement Bureau which provides extra assistance to cities in the form of a SWAT Team. The Council's financial statements may be obtained by contacting the Southwest Council of Governments, Parma Heights, Ohio.

Northeast Ohio Public Energy Council

The City is a member of the Northeast Ohio Public Energy Council (NOPEC). NOPEC is a regional council of governments formed under Chapter 167 of the Ohio Revised Code. NOPEC was formed to serve as a vehicle for communities wishing to proceed jointly with an aggregation program for the purchase of electricity. NOPEC is currently comprised of over 164 communities who have been authorized by ballot to purchase electricity on behalf of their citizens. The intent of NOPEC is to provide electricity at the lowest possible rates while at the same time insuring stability in prices by entering into long-term contracts with suppliers to provide electricity to the citizens of its member communities.

NOPEC is governed by a General Assembly made up of one representative from each member community. The representatives from each county then elect one person to serve on the eight-member NOPEC Board of Directors. The Board oversees and manages the operation of the aggregation program. The degree of control exercised by any participating government is limited to its representation in the General Assembly and on the Board. The City of Brunswick did not contribute to NOPEC during 2011. Financial information can be obtained by contacting Joseph Migliorini, Board Chairman, 175 South Main Street, Akron, Ohio 44308.

Medway Drug Enforcement Agency

The Medway Drug Enforcement Agency (the Agency) is an undercover investigative law enforcement agency whose objective is to remove illegal drugs from the community. The Agency is controlled by and is responsible to the Medway Council of Governments, which consists of two governing bodies: the General Assembly and the Governing Board. The General Assembly consists of a county commissioner, the City Manager of the City of Brunswick, and a representative of each township and village within the County. The Governing Board consists of the County Prosecutor and the County Sheriff, the Police Chief of the City of Brunswick, and one village chief of police chosen by a caucus of village chiefs of police. The degree of control exercised by the participating government is limited to its representation in the General Assembly and on the Board. The City of Brunswick contributed \$100,560 to Medway during 2011. The County Auditor and County Treasurer, respectively, serve as fiscal officer and custodian of funds for the Agency.

City of Brunswick, Ohio
Notes to the Basic Financial Statements
For the Year Ended December 31, 2011

Note 22 - Subsequent Events

During 2011 Council authorized a storm water fee. The fee is based on engineer assigned “equivalent residential units” and will be billed at \$4.95 a month per unit measured. The fee will be used to pay expenses associated with storm water management, including debt service requirements. As of January 1, 2012, this fee is being billed.

**Combining Statements
and Individual Fund Schedules**

Fund Descriptions – Nonmajor Governmental Funds

Nonmajor Special Revenue Funds

Special revenue funds are used to account for and report the proceeds of specific revenue sources that are restricted or committed to expenditures for specified purposes other than debt service or capital projects.

Court Computerization Fund To account for and report court fees and fines restricted to maintain and support the systems of the mayor's court.

Drug Enforcement Fund To account for and report restricted County shared revenues which help support Medway, a drug enforcement operation.

Law Enforcement Fund To account for and report monies received from the sale or disposition of seized contraband. Expenditures are restricted for law enforcement purposes.

Brunswick Transit Alternative Fund To account for and report federal, State and local intergovernmental monies, user charges and income tax monies restricted for the development, implementation and operation of a bus transit system in the City.

Revolving Loan Fund To account for and report restricted loans made by the City to local businesses and the subsequent repayment of these loans. In addition, a portion of these funds can be used for certain capital projects upon approval of the United States Department of Housing and Urban Development.

Parks Fund To account for and report income tax monies committed for the development, maintenance and operations of the City's parks.

Department of Justice Federal Grant Fund To account for and report restricted federal grants originated from the Department of Justice Fund.

Enforcement and Education Fund To account for and report fines imposed under Section 4511.99 (A) of the Ohio Revised Code. These monies are restricted to pay costs incurred in enforcing Section 4511.19 of the Ohio Revised Code, and to educate the public about the laws against and the dangers of operating a motor vehicle while under the influence of alcohol.

Community Recreation Center Fund To account for and report membership fees, program fees, sales and general fund subsidies committed to operate the Rec-Center.

Community Home Investment Program Grant Fund To account for and report federal monies restricted for providing rehabilitation, home repair and emergency payment assistance in an effort to prevent homelessness and provide homeownership assistance.

Neighborhood Stabilization Program Grant Fund To account for and report federal monies restricted for developing viable urban communities by means of providing decent housing, a suitable living environment and expanding economic opportunities, principally for persons of low to moderate income.

Medina County Safe Communities Grant Fund To account for and report federal monies restricted for eligible activities of the Medina County Safe Communities grant.

Cable TV Fund To account for and report cable franchise fees assigned for and report providing local programming. This fund is included with the general fund for GAAP reporting as it does not have a restricted or committed revenue source.

(continued)

Nonmajor Debt Service Fund

The debt service funds are used to account for and report financial resources that are restricted, committed or assigned to expenditures for principal and interest.

General Obligation Bond Retirement Fund To account for and report tax levies that are restricted for the repayment of general obligation bonds of the City.

Special Assessment Bond Retirement Fund To account for and report the collection of special assessments levied against benefited properties restricted for the payment of special assessment bonds and the related interest.

Nonmajor Capital Projects Funds

Capital projects funds are used to account for and report financial resources that are restricted, committed or assigned to expenditure for capital outlays, including the acquisition or construction of capital facilities and other capital assets.

Community Development Block Grant Fund To account for and report federal grant monies restricted for various capital projects of the City.

Fire Department Improvement Fund To account for and report revenue restricted for capital improvements or capital purchases relating to the fire department.

Permanent Improvement Fund To account for and report land sales monies restricted for the purpose of improving, constructing, maintaining, and purchasing those items necessary to enhance the operation of the City.

Traffic Control Equipment Fund To account for and report revenues assigned to the purchase of traffic control equipment. This fund did not have any budgetary activity in 2011, therefore, budgetary information is not provided.

Park Development Fund To account for and report fees committed and assigned for the development of various City parks and Public Square.

City Hall Expansion Fund To account for and report the transfers assigned to the expansion and improvement of City Hall.

Ohio Environmental Improvement Grant Fund To account for and report federal grant monies restricted to help alleviate some of the environmental infrastructure problems of the City of Brunswick by reconstructing storm sewers, detention basins and related improvements and acquiring real estate and interests in real estate.

Road Improvement Fund To account for and report debt proceeds, grant monies and transfers restricted and assigned for improvements to various City roads.

Storm Sewer Fund To account for and report the transfers, debt proceeds and grant monies restricted for improvements to various City storm sewers.

Pedestrian Infrastructure Grant Fund To account for and report federal grant monies restricted to develop a City-wide bicycle route master plan.

Brunswick Lake Construction Fund To account for and report the purchase of and improvements assigned to the Brunswick Lake site financed by the proceeds of bonds and loans from the general fund.

City of Brunswick, Ohio
Combining Balance Sheet
Nonmajor Governmental Funds
December 31, 2011

	Nonmajor Special Revenue Funds	Nonmajor Debt Service Funds	Nonmajor Capital Projects Funds	Total Nonmajor Governmental Funds
Assets				
Equity in Pooled Cash and Cash Equivalents	\$1,448,449	\$435,708	\$3,564,805	\$5,448,962
Cash and Cash Equivalents				
With Fiscal Agents	0	647	0	647
Investments	0	18,098	0	18,098
Receivables:				
Income Taxes	332,229	155,281	72,224	559,734
Intergovernmental	31,151	0	288,298	319,449
Accrued Interest	0	0	44,915	44,915
Notes	0	0	394,090	394,090
Special Assessments	0	1,598,018	0	1,598,018
Materials and Supplies Inventory	35,429	0	0	35,429
Assets Held for Resale	0	0	837,210	837,210
<i>Total Assets</i>	<u>\$1,847,258</u>	<u>\$2,207,752</u>	<u>\$5,201,542</u>	<u>\$9,256,552</u>
Liabilities and Fund Balances				
Liabilities				
Accounts Payable	\$85,751	\$0	\$23,911	\$109,662
Contracts Payable	0	0	81,836	81,836
Accrued Wages	22,015	0	0	22,015
Notes Payable	0	0	1,600,000	1,600,000
Interfund Payable	264,900	0	638,800	903,700
Loans from Other Funds	0	0	1,411,286	1,411,286
Accrued Interest Payable	0	0	2,318	2,318
Deferred Revenue	297,498	1,723,699	252,737	2,273,934
Matured Interest Payable	0	647	0	647
<i>Total Liabilities</i>	<u>670,164</u>	<u>1,724,346</u>	<u>4,010,888</u>	<u>6,405,398</u>
Fund Balances				
Nonspendable	35,429	0	0	35,429
Restricted	476,056	483,406	1,929,280	2,888,742
Committed	666,299	0	215,217	881,516
Assigned	0	0	75,384	75,384
Unassigned (Deficit)	(690)	0	(1,029,227)	(1,029,917)
<i>Total Fund Balances</i>	<u>1,177,094</u>	<u>483,406</u>	<u>1,190,654</u>	<u>2,851,154</u>
<i>Total Liabilities and Fund Balances</i>	<u>\$1,847,258</u>	<u>\$2,207,752</u>	<u>\$5,201,542</u>	<u>\$9,256,552</u>

City of Brunswick, Ohio
Combining Statement of Revenues, Expenditures and Changes in Fund Balances
Nonmajor Governmental Funds
For the Year Ended December 31, 2011

	Nonmajor Special Revenue Funds	Nonmajor Debt Service Funds	Nonmajor Capital Projects Funds	Total Nonmajor Governmental Funds
Revenues				
Municipal Income Tax	\$523,442	\$546,872	\$13,768	\$1,084,082
Charges for Services	1,111,423	0	5,422	1,116,845
Special Assessments	0	277,970	0	277,970
Licenses, Permits and Fees	0	0	59,980	59,980
Fines and Forfeitures	37,194	0	0	37,194
Intergovernmental	623,775	0	1,680,700	2,304,475
Sales	627	0	0	627
Interest	150	0	24	174
Other	15,541	1,272	0	16,813
<i>Total Revenues</i>	<u>2,312,152</u>	<u>826,114</u>	<u>1,759,894</u>	<u>4,898,160</u>
Expenditures				
Current:				
General Government	43,598	4,725	0	48,323
Security of Persons and Property	132,324	0	0	132,324
Transportation	318,791	0	0	318,791
Community Environment	197,633	0	0	197,633
Leisure Time Activities	1,269,518	0	0	1,269,518
Capital Outlay	0	0	2,223,320	2,223,320
Debt Service:				
Principal Retirement	0	482,757	5,664	488,421
Interest and Fiscal Charges	0	263,415	32,531	295,946
<i>Total Expenditures</i>	<u>1,961,864</u>	<u>750,897</u>	<u>2,261,515</u>	<u>4,974,276</u>
<i>Excess of Revenues Over (Under) Expenditures</i>	<u>350,288</u>	<u>75,217</u>	<u>(501,621)</u>	<u>(76,116)</u>
Other Financing Sources				
OPWC Loans Issued	0	0	260,374	260,374
Transfers In	0	0	40,882	40,882
<i>Total Other Financing Sources</i>	<u>0</u>	<u>0</u>	<u>301,256</u>	<u>301,256</u>
<i>Net Change in Fund Balances</i>	350,288	75,217	(200,365)	225,140
<i>Fund Balances Beginning of Year</i>	<u>826,806</u>	<u>408,189</u>	<u>1,391,019</u>	<u>2,626,014</u>
<i>Fund Balances End of Year</i>	<u>\$1,177,094</u>	<u>\$483,406</u>	<u>\$1,190,654</u>	<u>\$2,851,154</u>

City of Brunswick, Ohio
Combining Balance Sheet
Nonmajor Special Revenue Funds
December 31, 2011

	Court Computerization	Law Enforcement	Brunswick Transit Alternative	Revolving Loan	Parks
Assets					
Equity in Pooled Cash and Cash Equivalents	\$19,105	\$4,688	\$259,854	\$214,400	\$236,337
Receivables:					
Income Taxes	0	0	79,446	0	252,783
Intergovernmental	0	0	27,599	0	0
Materials and Supplies Inventory	0	0	0	0	33,950
<i>Total Assets</i>	<u>\$19,105</u>	<u>\$4,688</u>	<u>\$366,899</u>	<u>\$214,400</u>	<u>\$523,070</u>
Liabilities and Fund Balances					
Liabilities					
Accounts Payable	\$468	\$0	\$17,836	\$0	\$7,255
Accrued Wages	645	0	652	0	6,399
Interfund Payable	0	0	80,000	0	0
Deferred Revenue	0	0	91,901	0	204,596
<i>Total Liabilities</i>	<u>1,113</u>	<u>0</u>	<u>190,389</u>	<u>0</u>	<u>218,250</u>
Fund Balances					
Nonspendable	0	0	0	0	33,950
Restricted	17,992	4,688	176,510	214,400	0
Committed	0	0	0	0	270,870
Unassigned (Deficit)	0	0	0	0	0
<i>Total Fund Balances (Deficit)</i>	<u>17,992</u>	<u>4,688</u>	<u>176,510</u>	<u>214,400</u>	<u>304,820</u>
<i>Total Liabilities and Fund Balances</i>	<u>\$19,105</u>	<u>\$4,688</u>	<u>\$366,899</u>	<u>\$214,400</u>	<u>\$523,070</u>

<u>Department of Justice Federal Grant</u>	<u>Enforcement and Education</u>	<u>Community Recreation Center</u>	<u>Community Home Investment Program Grant</u>	<u>Neighborhood Stabilization Program Grant</u>	<u>Medina County Safe Communities Grant</u>	<u>Total Nonmajor Special Revenue Funds</u>
\$0	\$9,890	\$443,335	\$205,557	\$25,044	\$30,239	\$1,448,449
0	0	0	0	0	0	332,229
1,580	0	0	0	0	1,972	31,151
0	0	1,479	0	0	0	35,429
<u>\$1,580</u>	<u>\$9,890</u>	<u>\$444,814</u>	<u>\$205,557</u>	<u>\$25,044</u>	<u>\$32,211</u>	<u>\$1,847,258</u>
\$0	\$0	\$33,587	\$26,605	\$0	\$0	\$85,751
0	0	14,319	0	0	0	22,015
0	0	0	128,000	25,000	31,900	264,900
0	0	0	0	0	1,001	297,498
0	0	47,906	154,605	25,000	32,901	670,164
0	0	1,479	0	0	0	35,429
1,580	9,890	0	50,952	44	0	476,056
0	0	395,429	0	0	0	666,299
0	0	0	0	0	(690)	(690)
<u>1,580</u>	<u>9,890</u>	<u>396,908</u>	<u>50,952</u>	<u>44</u>	<u>(690)</u>	<u>1,177,094</u>
<u>\$1,580</u>	<u>\$9,890</u>	<u>\$444,814</u>	<u>\$205,557</u>	<u>\$25,044</u>	<u>\$32,211</u>	<u>\$1,847,258</u>

City of Brunswick, Ohio
Combining Statement of Revenues, Expenditures and Changes in Fund Balances
Nonmajor Special Revenue Funds
For the Year Ended December 31, 2011

	Court Computerization	Drug Enforcement	Law Enforcement	Brunswick Transit Alternative	Revolving Loan	Parks
Revenues						
Municipal Income Tax	\$0	\$0	\$0	\$120,170	\$0	\$403,272
Charges for Services	0	0	0	10,342	0	2,758
Fines and Forfeitures	32,624	0	0	0	0	0
Intergovernmental	0	97,616	0	240,135	0	0
Sales	0	0	0	0	0	0
Interest	0	0	0	0	150	0
Other	0	0	550	0	0	4,250
<i>Total Revenues</i>	<u>32,624</u>	<u>97,616</u>	<u>550</u>	<u>370,647</u>	<u>150</u>	<u>410,280</u>
Expenditures						
Current:						
General Government	43,598	0	0	0	0	0
Security of Persons and Property	0	97,616	0	0	0	0
Transportation	0	0	0	318,791	0	0
Community Environment	0	0	0	0	0	0
Leisure Time Activities	0	0	0	0	0	325,985
<i>Total Expenditures</i>	<u>43,598</u>	<u>97,616</u>	<u>0</u>	<u>318,791</u>	<u>0</u>	<u>325,985</u>
<i>Net Change in Fund Balances</i>	(10,974)	0	550	51,856	150	84,295
<i>Fund Balances (Deficit) Beginning of Year</i>	<u>28,966</u>	<u>0</u>	<u>4,138</u>	<u>124,654</u>	<u>214,250</u>	<u>220,525</u>
<i>Fund Balances (Deficit) End of Year</i>	<u>\$17,992</u>	<u>\$0</u>	<u>\$4,688</u>	<u>\$176,510</u>	<u>\$214,400</u>	<u>\$304,820</u>

Department of Justice Federal Grant	Enforcement and Education	Community Recreation Center	Community Home Investment Program Grant	Neighborhood Stabilization Program Grant	Medina County Safe Communities Grant	Total Nonmajor Special Revenue Funds
\$0	\$0	\$0	\$0	\$0	\$0	\$523,442
0	0	1,098,323	0	0	0	1,111,423
0	4,570	0	0	0	0	37,194
3,630	0	0	184,889	67,637	29,868	623,775
0	0	627	0	0	0	627
0	0	0	0	0	0	150
0	0	10,741	0	0	0	15,541
<u>3,630</u>	<u>4,570</u>	<u>1,109,691</u>	<u>184,889</u>	<u>67,637</u>	<u>29,868</u>	<u>2,312,152</u>
0	0	0	0	0	0	43,598
2,050	2,100	0	0	0	30,558	132,324
0	0	0	0	0	0	318,791
0	0	0	129,995	67,638	0	197,633
0	0	943,533	0	0	0	1,269,518
<u>2,050</u>	<u>2,100</u>	<u>943,533</u>	<u>129,995</u>	<u>67,638</u>	<u>30,558</u>	<u>1,961,864</u>
1,580	2,470	166,158	54,894	(1)	(690)	350,288
0	7,420	230,750	(3,942)	45	0	826,806
<u>\$1,580</u>	<u>\$9,890</u>	<u>\$396,908</u>	<u>\$50,952</u>	<u>\$44</u>	<u>(\$690)</u>	<u>\$1,177,094</u>

City of Brunswick, Ohio
Combining Balance Sheet
Nonmajor Debt Service Funds
December 31, 2011

	General Obligation Bond Retirement	Special Assessment Bond Retirement	Total Nonmajor Debt Service Funds
Assets			
Equity in Pooled Cash and Cash Equivalents	\$295,716	\$139,992	\$435,708
Cash and Cash Equivalents With Fiscal Agents	647	0	647
Investments	18,098	0	18,098
Income Tax Receivable	155,281	0	155,281
Special Assessments Receivable	0	1,598,018	1,598,018
<i>Total Assets</i>	<u>\$469,742</u>	<u>\$1,738,010</u>	<u>\$2,207,752</u>
Liabilities and Fund Balances			
Liabilities			
Deferred Revenue	\$125,681	\$1,598,018	\$1,723,699
Matured Interest Payable	647	0	647
<i>Total Liabilities</i>	126,328	1,598,018	1,724,346
Fund Balances			
Restricted	343,414	139,992	483,406
<i>Total Liabilities and Fund Balances</i>	<u>\$469,742</u>	<u>\$1,738,010</u>	<u>\$2,207,752</u>

City of Brunswick, Ohio
Combining Statement of Revenues, Expenditures and Changes in Fund Balances
Nonmajor Debt Service Funds
For the Year Ended December 31, 2011

	General Obligation Bond Retirement	Special Assessment Bond Retirement	Total Nonmajor Debt Service Funds
Revenues			
Municipal Income Tax	\$546,872	\$0	\$546,872
Special Assessments	0	277,970	277,970
Other	1,272	0	1,272
<i>Total Revenues</i>	<u>548,144</u>	<u>277,970</u>	<u>826,114</u>
Expenditures			
Current:			
General Government	0	4,725	4,725
Debt Service:			
Principal Retirement	293,804	188,953	482,757
Interest and Fiscal Charges	174,032	89,383	263,415
<i>Total Expenditures</i>	<u>467,836</u>	<u>283,061</u>	<u>750,897</u>
<i>Net Change in Fund Balances</i>	80,308	(5,091)	75,217
<i>Fund Balances Beginning of Year</i>	<u>263,106</u>	<u>145,083</u>	<u>408,189</u>
<i>Fund Balances End of Year</i>	<u><u>\$343,414</u></u>	<u><u>\$139,992</u></u>	<u><u>\$483,406</u></u>

City of Brunswick, Ohio
Combining Balance Sheet
Nonmajor Capital Projects Funds
December 31, 2011

	Community Development Block Grant	Fire Department Improvement	Permanent Improvement	Traffic Control Equipment
Assets				
Equity in Pooled Cash and Cash Equivalents	\$109,643	\$360,851	\$96,432	\$3,125
Receivables:				
Income Taxes	0	0	72,224	0
Intergovernmental	0	0	0	0
Accrued Interest	0	0	0	0
Notes	0	0	0	0
Assets Held for Resale	0	0	0	0
<i>Total Assets</i>	<u>\$109,643</u>	<u>\$360,851</u>	<u>\$168,656</u>	<u>\$3,125</u>
Liabilities and Fund Balances				
Liabilities				
Accounts Payable	\$23,911	\$0	\$0	\$0
Contracts Payable	0	548	0	0
Notes Payable	0	250,000	0	0
Interfund Payable	104,000	0	0	0
Loans from Other Funds	0	0	0	0
Accrued Interest Payable	0	362	0	0
Deferred Revenue	0	0	58,456	0
<i>Total Liabilities</i>	<u>127,911</u>	<u>250,910</u>	<u>58,456</u>	<u>0</u>
Fund Balances				
Restricted	0	109,941	110,200	0
Committed	0	0	0	0
Assigned	0	0	0	3,125
Unassigned (Deficit)	(18,268)	0	0	0
<i>Total Fund Balances (Deficit)</i>	<u>(18,268)</u>	<u>109,941</u>	<u>110,200</u>	<u>3,125</u>
<i>Total Liabilities and Fund Balances</i>	<u>\$109,643</u>	<u>\$360,851</u>	<u>\$168,656</u>	<u>\$3,125</u>

<u>Park Development</u>	<u>City Hall Expansion</u>	<u>Ohio Environmental Improvement Grant</u>	<u>Road Improvement</u>	<u>Storm Sewer</u>	<u>Brunswick Lake Construction</u>	<u>Total Nonmajor Capital Projects Funds</u>
\$233,581	\$56,742	\$280,301	\$1,942,432	\$353,351	\$128,347	\$3,564,805
0	0	0	0	0	0	72,224
0	35,910	11,395	240,993	0	0	288,298
0	0	0	0	0	44,915	44,915
0	0	0	0	0	394,090	394,090
0	0	0	0	0	837,210	837,210
<u>\$233,581</u>	<u>\$92,652</u>	<u>\$291,696</u>	<u>\$2,183,425</u>	<u>\$353,351</u>	<u>\$1,404,562</u>	<u>\$5,201,542</u>
\$0	\$0	\$0	\$0	\$0	\$0	\$23,911
0	0	6,570	61,330	0	13,388	81,836
0	0	350,000	0	1,000,000	0	1,600,000
0	60,000	0	257,000	217,800	0	638,800
0	0	0	0	0	1,411,286	1,411,286
0	0	507	0	1,449	0	2,318
0	35,910	11,395	102,061	0	44,915	252,737
0	95,910	368,472	420,391	1,219,249	1,469,589	4,010,888
0	0	0	1,709,139	0	0	1,929,280
215,217	0	0	0	0	0	215,217
18,364	0	0	53,895	0	0	75,384
0	(3,258)	(76,776)	0	(865,898)	(65,027)	(1,029,227)
233,581	(3,258)	(76,776)	1,763,034	(865,898)	(65,027)	1,190,654
<u>\$233,581</u>	<u>\$92,652</u>	<u>\$291,696</u>	<u>\$2,183,425</u>	<u>\$353,351</u>	<u>\$1,404,562</u>	<u>\$5,201,542</u>

City of Brunswick, Ohio
Combining Statement of Revenues, Expenditures and Changes in Fund Balances
Nonmajor Capital Projects Funds
For the Year Ended December 31, 2011

	Community Development Block Grant	Fire Department Improvement	Permanent Improvement	Traffic Control Equipment	Park Development
Revenues					
Municipal Income Tax	\$0	\$0	\$13,768	\$0	\$0
Charges for Services	0	0	0	0	0
Licenses, Permits and Fees	0	0	0	0	59,980
Intergovernmental	76,494	0	46,106	0	0
Interest	0	0	0	0	0
<i>Total Revenues</i>	<u>76,494</u>	<u>0</u>	<u>59,874</u>	<u>0</u>	<u>59,980</u>
Expenditures					
Capital Outlay	91,268	251,840	865	0	32,109
Debt Service:					
Principal Retirement	0	0	0	0	0
Interest and Fiscal Charges	0	7,822	0	0	0
<i>Total Expenditures</i>	<u>91,268</u>	<u>259,662</u>	<u>865</u>	<u>0</u>	<u>32,109</u>
<i>Excess of Revenues Over (Under) Expenditures</i>	<u>(14,774)</u>	<u>(259,662)</u>	<u>59,009</u>	<u>0</u>	<u>27,871</u>
Other Financing Sources					
OPWC Loans Issued	0	0	0	0	0
Transfers In	0	0	0	0	0
<i>Total Other Financing Sources</i>	<u>0</u>	<u>0</u>	<u>0</u>	<u>0</u>	<u>0</u>
<i>Net Change in Fund Balances</i>	(14,774)	(259,662)	59,009	0	27,871
<i>Fund Balances (Deficit) Beginning of Year</i>	<u>(3,494)</u>	<u>369,603</u>	<u>51,191</u>	<u>3,125</u>	<u>205,710</u>
<i>Fund Balances (Deficit) End of Year</i>	<u>(\$18,268)</u>	<u>\$109,941</u>	<u>\$110,200</u>	<u>\$3,125</u>	<u>\$233,581</u>

<u>City Hall Expansion</u>	<u>Ohio Environmental Improvement Grant</u>	<u>Road Improvement</u>	<u>Storm Sewer</u>	<u>Brunswick Lake Construction</u>	<u>Total Nonmajor Capital Projects Funds</u>
\$0	\$0	\$0	\$0	\$0	\$13,768
0	0	5,422	0	0	5,422
0	0	0	0	0	59,980
174,221	35,803	1,348,076	0	0	1,680,700
24	0	0	0	0	24
<u>174,245</u>	<u>35,803</u>	<u>1,353,498</u>	<u>0</u>	<u>0</u>	<u>1,759,894</u>
215,577	53,689	1,569,996	7,976	0	2,223,320
0	0	0	5,664	0	5,664
0	5,729	0	18,980	0	32,531
<u>215,577</u>	<u>59,418</u>	<u>1,569,996</u>	<u>32,620</u>	<u>0</u>	<u>2,261,515</u>
<u>(41,332)</u>	<u>(23,615)</u>	<u>(216,498)</u>	<u>(32,620)</u>	<u>0</u>	<u>(501,621)</u>
0	0	183,696	76,678	0	260,374
0	0	24,598	16,284	0	40,882
<u>0</u>	<u>0</u>	<u>208,294</u>	<u>92,962</u>	<u>0</u>	<u>301,256</u>
<u>(41,332)</u>	<u>(23,615)</u>	<u>(8,204)</u>	<u>60,342</u>	<u>0</u>	<u>(200,365)</u>
<u>38,074</u>	<u>(53,161)</u>	<u>1,771,238</u>	<u>(926,240)</u>	<u>(65,027)</u>	<u>1,391,019</u>
<u>(\$3,258)</u>	<u>(\$76,776)</u>	<u>\$1,763,034</u>	<u>(\$865,898)</u>	<u>(\$65,027)</u>	<u>\$1,190,654</u>

Fund Descriptions - Fiduciary Funds

Fiduciary funds are used to account for assets held by the City in a trustee capacity or as an agent for individuals, private organizations, other governments, and/or other funds. The following is the City's fiduciary fund type:

Agency Funds

These funds are purely custodial (assets equal liabilities) and thus do not involve the measurement of results of operations.

Performance Bond Fund To account for monies posted for grade and engineer bonds. These monies are returned after final approval by the City.

Family Violence Fund To account for grant monies received for the Committee Against Family Violence. The City's role, as directed by the Committee, is limited to that of custodian of funds.

Recreational Programs Fund To account for purchases of supplies and equipment for local softball teams.

Flex Spending Fund To account for monies withheld from employees' paychecks for future child care and health services purchased by the employee.

Non-Residential Three Percent Fund To account for an assessment on fees for the inspection of nonresidential buildings which is collected on behalf of the State Board of Building Standards.

Residential One Percent Fund To account for an assessment on fees for the inspection of residential buildings which is collected on behalf of the State Board of Building Standards.

City of Brunswick, Ohio
Combining Statement of Changes in Assets and Liabilities
Agency Funds
For the Year Ended December 31, 2011

	Beginning Balance 12/31/10	Additions	Deductions	Ending Balance 12/31/11
<i>Performance Bond</i>				
Assets				
Equity in Pooled Cash and Cash Equivalents	\$573,998	\$417,206	\$479,214	\$511,990
Cash and Cash Equivalents in Segregated Accounts	2,206	7	0	2,213
<i>Total Assets</i>	<u>\$576,204</u>	<u>\$417,213</u>	<u>\$479,214</u>	<u>\$514,203</u>
Liabilities				
Undistributed Assets	<u>\$576,204</u>	<u>\$417,213</u>	<u>\$479,214</u>	<u>\$514,203</u>
 <i>Family Violence</i>				
Assets				
Equity in Pooled Cash and Cash Equivalents	\$3,307	\$0	\$0	\$3,307
Liabilities				
Undistributed Assets	<u>\$3,307</u>	<u>\$0</u>	<u>\$0</u>	<u>\$3,307</u>
 <i>Recreational Programs</i>				
Assets				
Equity in Pooled Cash and Cash Equivalents	\$1,030	\$0	\$0	\$1,030
Liabilities				
Undistributed Assets	<u>\$1,030</u>	<u>\$0</u>	<u>\$0</u>	<u>\$1,030</u>
 <i>Flex Spending</i>				
Assets				
Equity in Pooled Cash and Cash Equivalents	\$8,012	\$51,600	\$51,823	\$7,789
Liabilities				
Undistributed Assets	<u>\$8,012</u>	<u>\$51,600</u>	<u>\$51,823</u>	<u>\$7,789</u>

(continued)

City of Brunswick, Ohio
Combining Statement of Changes in Assets and Liabilities
Agency Funds (continued)
For the Year Ended December 31, 2011

	Beginning Balance 12/31/10	Additions	Deductions	Ending Balance 12/31/11
<i>Non-Residential Three Percent</i>				
Assets				
Equity in Pooled Cash and Cash Equivalents	\$2,123	\$4,229	\$4,251	\$2,101
Liabilities				
Undistributed Assets	\$2,123	\$4,229	\$4,251	\$2,101
<i>Residential One Percent</i>				
Assets				
Equity in Pooled Cash and Cash Equivalents	\$335	\$1,367	\$1,358	\$344
Liabilities				
Undistributed Assets	\$335	\$1,367	\$1,358	\$344
<i>Total - All Agency Funds</i>				
Assets				
Equity in Pooled Cash and Cash Equivalents	\$588,805	\$474,402	\$536,646	\$526,561
Cash and Cash Equivalents in Segregated Accounts	2,206	7	0	2,213
<i>Total Assets</i>	\$591,011	\$474,409	\$536,646	\$528,774
Liabilities				
Undistributed Assets	\$591,011	\$474,409	\$536,646	\$528,774

**Individual Fund Schedules of Revenues, Expenditures/Expenses
and Changes in Fund Balances/Equity -
Budget (Non-GAAP Basis) and Actual**

City of Brunswick, Ohio
Schedule of Revenues, Expenditures and Changes
in Fund Balance - Budget (Non-GAAP Basis) and Actual
General Fund
For the Year Ended December 31, 2011

	Budgeted Amounts		Actual	Variance with Final Budget Positive (Negative)
	Original	Final		
Revenues				
Property Taxes	\$1,447,086	\$1,447,086	\$1,419,130	(\$27,956)
Municipal Income Tax	1,533,348	2,216,615	2,996,200	779,585
Charges for Services	65,731	84,005	65,203	(18,802)
Licenses, Permits and Fees	454,500	580,858	546,147	(34,711)
Fines and Forfeitures	1,330	1,700	1,663	(37)
Intergovernmental	996,236	1,273,206	1,321,996	48,790
Interest	12,830	16,397	17,740	1,343
Other	38,329	48,986	26,332	(22,654)
<i>Total Revenues</i>	4,549,390	5,668,853	6,394,411	725,558
Expenditures				
Current:				
General Government:				
City Manager:				
Salaries and Wages	168,413	141,324	140,548	776
Fringe Benefits	155,472	159,791	153,326	6,465
Purchased Services	33,058	18,247	17,184	1,063
Materials and Supplies	7,005	7,200	3,810	3,390
Capital Outlay	604	306	306	0
Other	1,275	1,310	1,176	134
<i>Total City Manager</i>	365,827	328,178	316,350	11,828
City Council:				
Salaries and Wages	150,548	152,490	151,271	1,219
Fringe Benefits	56,980	55,750	54,593	1,157
Purchased Services	11,144	10,880	9,431	1,449
Materials and Supplies	1,625	1,353	951	402
Capital Outlay	807	597	277	320
Other	5,827	3,744	470	3,274
<i>Total City Council</i>	226,931	224,814	216,993	7,821
Mayor's Court:				
Salaries and Wages	68,280	69,015	65,502	3,513
Fringe Benefits	38,663	39,138	37,228	1,910
Purchased Services	28,790	27,030	16,492	10,538
Materials and Supplies	2,124	2,150	416	1,734
Other	1,185	1,200	622	578
<i>Total Mayor's Court</i>	139,042	138,533	120,260	18,273
Commemorative Affairs:				
Materials and Supplies	\$7,140	\$7,140	\$6,827	\$313

(continued)

City of Brunswick, Ohio
Schedule of Revenues, Expenditures and Changes
In Fund Balance - Budget (Non-GAAP Basis) and Actual
General Fund (continued)
For the Year Ended December 31, 2011

	Budgeted Amounts		Actual	Variance with Final Budget Positive (Negative)
	Original	Final		
Finance Office:				
Salaries and Wages	\$187,016	\$182,826	\$175,370	\$7,456
Fringe Benefits	117,981	121,105	117,317	3,788
Purchased Services	41,276	32,066	28,058	4,008
Materials and Supplies	3,158	2,993	2,259	734
Capital Outlay	49,434	50,743	49,744	999
Other	2,563	2,610	1,604	1,006
Total Finance Office	401,428	392,343	374,352	17,991
Service Director:				
Salaries and Wages	92,748	94,048	90,677	3,371
Fringe Benefits	50,279	46,499	45,276	1,223
Purchased Services	16,471	15,200	4,837	10,363
Materials and Supplies	3,557	3,290	2,281	1,009
Other	1,292	1,195	1,111	84
Total Service Director	164,347	160,232	144,182	16,050
Income Tax:				
Salaries and Wages	176,465	180,665	151,441	29,224
Fringe Benefits	130,474	115,123	91,733	23,390
Purchased Services	66,868	46,937	32,957	13,980
Materials and Supplies	49,896	34,948	17,015	17,933
Capital Outlay	43,365	38,263	38,263	0
Other	567	500	57	443
Total Income Tax	467,635	416,436	331,466	84,970
Law Director:				
Salaries and Wages	154,787	154,787	144,071	10,716
Fringe Benefits	60,513	64,239	60,226	4,013
Purchased Services	209,006	194,773	150,457	44,316
Materials and Supplies	1,924	2,043	1,743	300
Capital Outlay	612	650	0	650
Other	1,113	1,182	1,100	82
Total Law Director	427,955	417,674	357,597	60,077
Engineer:				
Salaries and Wages	63,151	63,151	59,809	3,342
Fringe Benefits	7,532	11,838	11,343	495
Purchased Services	249,351	312,033	270,263	41,770
Materials and Supplies	719	1,023	266	757
Capital Outlay	954	1,500	1,500	0
Total Engineer	\$321,707	\$389,545	\$343,181	\$46,364

(continued)

City of Brunswick, Ohio
Schedule of Revenues, Expenditures and Changes
In Fund Balance - Budget (Non-GAAP Basis) and Actual
General Fund (continued)
For the Year Ended December 31, 2011

	Budgeted Amounts		Actual	Variance with Final Budget Positive (Negative)
	Original	Final		
Information Systems:				
Salaries and Wages	\$87,242	\$104,618	\$93,221	\$11,397
Fringe Benefits	53,610	46,631	44,663	1,968
Purchased Services	49,325	36,809	34,909	1,900
Materials and Supplies	431	375	218	157
Capital Outlay	4,024	3,500	3,500	0
Other	5,374	2,500	2,500	0
Total Information Systems	200,006	194,433	179,011	15,422
Land and Buildings:				
Salaries and Wages	14,301	14,301	13,092	1,209
Fringe Benefits	1,912	2,641	2,453	188
Purchased Services	60,776	63,000	35,311	27,689
Materials and Supplies	149	206	206	0
Total Land and Buildings	77,138	80,148	51,062	29,086
Board and Commissions:				
Salaries and Wages	2,623	2,623	224	2,399
Fringe Benefits	597	613	229	384
Purchased Services	16	8	8	0
Materials and Supplies	2,206	2,265	605	1,660
Total Board and Commissions	5,442	5,509	1,066	4,443
Administrative Support:				
Purchased Services	598,133	514,448	460,972	53,476
Materials and Supplies	15,064	13,400	10,639	2,761
Other	156,463	134,734	127,408	7,326
Total Administrative Support	769,660	662,582	599,019	63,563
Total General Government	\$3,574,258	\$3,417,567	\$3,041,366	\$376,201

(continued)

City of Brunswick, Ohio
Schedule of Revenues, Expenditures and Changes
In Fund Balance - Budget (Non-GAAP Basis) and Actual
General Fund (continued)
For the Year Ended December 31, 2011

	Budgeted Amounts		Actual	Variance with Final Budget Positive (Negative)
	Original	Final		
Security of Persons and Property:				
Police:				
Purchased Services	\$10,000	\$10,000	\$0	\$10,000
Animal Control:				
Salaries and Wages	55,295	56,886	55,700	1,186
Fringe Benefits	36,046	35,528	34,681	847
Purchased Services	7,498	4,877	3,763	1,114
Materials and Supplies	5,171	5,100	3,072	2,028
Other	507	500	75	425
Total Animal Control	104,517	102,891	97,291	5,600
Total Security of Persons and Property	114,517	112,891	97,291	15,600
Community Environment:				
Planning and Zoning:				
Salaries and Wages	162,710	164,310	58,638	105,672
Fringe Benefits	76,231	69,438	21,240	48,198
Purchased Services	12,151	10,393	7,624	2,769
Materials and Supplies	14,739	12,925	8,993	3,932
Capital Outlay	1,334	1,215	791	424
Other	1,960	1,785	319	1,466
Total Planning and Zoning	\$269,125	\$260,066	\$97,605	\$162,461
Building:				
Salaries and Wages	\$294,414	\$300,225	\$296,542	\$3,683
Fringe Benefits	179,698	174,450	171,912	2,538
Purchased Services	36,705	33,406	27,622	5,784
Materials and Supplies	7,262	7,050	6,086	964
Capital Outlay	744	722	628	94
Other	4,912	4,070	4,043	27
Total Building	523,735	519,923	506,833	13,090

(continued)

City of Brunswick, Ohio
Schedule of Revenues, Expenditures and Changes
In Fund Balance - Budget (Non-GAAP Basis) and Actual
General Fund (continued)
For the Year Ended December 31, 2011

	<u>Budgeted Amounts</u>			Variance with Final Budget Positive (Negative)
	<u>Original</u>	<u>Final</u>	<u>Actual</u>	
Economic Development:				
Salaries and Wages	\$58,399	\$58,399	\$58,172	\$227
Fringe Benefits	34,636	35,545	35,214	331
Purchased Services	42,703	43,818	43,210	608
Materials and Supplies	750	770	467	303
Other	1,666	1,710	1,710	0
Total Economic Development	<u>138,154</u>	<u>140,242</u>	<u>138,773</u>	<u>1,469</u>
Total Community Environment	<u>931,014</u>	<u>920,231</u>	<u>743,211</u>	<u>177,020</u>
Public Health Services:				
Cemetery:				
Purchased Services	13,188	13,185	6,533	6,652
Materials and Supplies	47	50	0	50
Total Public Health Services	<u>13,235</u>	<u>13,235</u>	<u>6,533</u>	<u>6,702</u>
Leisure Time Activities:				
Recreation Center:				
Salaries and Wages	58,529	59,829	59,381	448
Fringe Benefits	42,851	34,988	30,718	4,270
Purchased Services	2,276	1,858	1,339	519
Materials and Supplies	643	525	16	509
Capital Outlay	2,266	1,603	1,602	1
Other	245	200	185	15
Total Recreation Center	<u>\$106,810</u>	<u>\$99,003</u>	<u>\$93,241</u>	<u>\$5,762</u>

(continued)

City of Brunswick, Ohio
Schedule of Revenues, Expenditures and Changes
In Fund Balance - Budget (Non-GAAP Basis) and Actual
General Fund (continued)
For the Year Ended December 31, 2011

	Budgeted Amounts		Actual	Variance with Final Budget Positive (Negative)
	Original	Final		
Senior Citizens:				
Fringe Benefits	\$0	\$668	\$668	\$0
Purchased Services	29	29	29	0
Other	0	19,500	19,500	0
Total Senior Citizens	29	20,197	20,197	0
Total Leisure Time Activities	106,839	119,200	113,438	5,762
<i>Total Expenditures</i>	<i>4,739,863</i>	<i>4,583,124</i>	<i>4,001,839</i>	<i>581,285</i>
<i>Excess of Revenues</i>				
<i>Over (Under) Expenditures</i>	<i>(190,473)</i>	<i>1,085,729</i>	<i>2,392,572</i>	<i>1,306,843</i>
Other Financing Sources (Uses)				
Advances In	271,500	271,500	271,500	0
Advances Out	(281,032)	(528,900)	(528,900)	0
Transfers Out	0	(118,582)	(40,882)	77,700
<i>Total Other Financing Sources (Uses)</i>	<i>(9,532)</i>	<i>(375,982)</i>	<i>(298,282)</i>	<i>77,700</i>
<i>Net Change in Fund Balance</i>	<i>(200,005)</i>	<i>709,747</i>	<i>2,094,290</i>	<i>1,384,543</i>
<i>Fund Balance Beginning of Year</i>	<i>1,623,867</i>	<i>1,623,867</i>	<i>1,623,867</i>	<i>0</i>
Prior Year Encumbrances Appropriated	203,399	203,399	203,399	0
<i>Fund Balance End of Year</i>	<i>\$1,627,261</i>	<i>\$2,537,013</i>	<i>\$3,921,556</i>	<i>\$1,384,543</i>

City of Brunswick, Ohio
Schedule of Revenues, Expenditures and Changes
in Fund Balance - Budget (Non-GAAP Basis) and Actual
Fire Department Fund
For the Year Ended December 31, 2011

	Budgeted Amounts		Actual	Variance with Final Budget Positive (Negative)
	Original	Final		
Revenues				
Municipal Income Tax	\$3,026,039	\$3,026,039	\$3,026,039	\$0
Charges for Services	438,127	525,360	558,929	33,569
Other	2,187	2,622	5,502	2,880
<i>Total Revenues</i>	<i>3,466,353</i>	<i>3,554,021</i>	<i>3,590,470</i>	<i>36,449</i>
Expenditures				
Current:				
Security of Persons and Property:				
Fire Department:				
Salaries and Wages	1,840,116	1,918,339	1,865,186	53,153
Fringe Benefits	1,216,296	1,232,880	1,214,549	18,331
Purchased Services	336,836	299,216	223,678	75,538
Materials and Supplies	53,913	53,561	44,570	8,991
Capital Outlay	7,600	7,159	7,060	99
Other	13,626	12,900	10,351	2,549
Total Security of Persons and Property	3,468,387	3,524,055	3,365,394	158,661
Debt Service:				
Principal Retirement	50,594	50,594	50,594	0
Interest and Fiscal Charges	4,142	4,142	4,142	0
Total Debt Service	54,736	54,736	54,736	0
<i>Total Expenditures</i>	<i>3,523,123</i>	<i>3,578,791</i>	<i>3,420,130</i>	<i>158,661</i>
<i>Net Change in Fund Balance</i>	<i>(56,770)</i>	<i>(24,770)</i>	<i>170,340</i>	<i>195,110</i>
<i>Fund Balance Beginning of Year</i>	<i>573,587</i>	<i>573,587</i>	<i>573,587</i>	<i>0</i>
Prior Year Encumbrances Appropriated	58,891	58,891	58,891	0
<i>Fund Balance End of Year</i>	<i>\$575,708</i>	<i>\$607,708</i>	<i>\$802,818</i>	<i>\$195,110</i>

City of Brunswick, Ohio
Schedule of Revenues, Expenditures and Changes
in Fund Balance - Budget (Non-GAAP Basis) and Actual
Street Repair and Maintenance Fund
For the Year Ended December 31, 2011

	Budgeted Amounts			Variance with Final Budget Positive (Negative)
	Original	Final	Actual	
Revenues				
Municipal Income Tax	\$754,602	\$754,602	\$754,602	\$0
Charges for Services	13,004	13,012	13,033	21
Licenses, Permits and Fees	1,599	1,600	1,920	320
Intergovernmental	1,434,806	1,435,700	1,470,930	35,230
Other	15,989	15,999	6,132	(9,867)
<i>Total Revenues</i>	<u>2,220,000</u>	<u>2,220,913</u>	<u>2,246,617</u>	<u>25,704</u>
Expenditures				
Current:				
Transportation:				
Street Department:				
Salaries and Wages	886,778	895,679	814,926	80,753
Fringe Benefits	368,903	476,959	472,437	4,522
Purchased Services	565,175	455,354	241,371	213,983
Materials and Supplies	309,448	393,100	390,508	2,592
Capital Outlay	214,703	127,575	120,175	7,400
Other	387	500	305	195
<i>Total Expenditures</i>	<u>2,345,394</u>	<u>2,349,167</u>	<u>2,039,722</u>	<u>309,445</u>
<i>Net Change in Fund Balance</i>	(125,394)	(128,254)	206,895	335,149
<i>Fund Balance Beginning of Year</i>	538,187	538,187	538,187	0
Prior Year Encumbrances Appropriated	<u>125,418</u>	<u>125,418</u>	<u>125,418</u>	<u>0</u>
<i>Fund Balance End of Year</i>	<u><u>\$538,211</u></u>	<u><u>\$535,351</u></u>	<u><u>\$870,500</u></u>	<u><u>\$335,149</u></u>

City of Brunswick, Ohio
Schedule of Revenues, Expenditures and Changes
in Fund Balance - Budget (Non-GAAP Basis) and Actual
Police Fund
For the Year Ended December 31, 2011

	Budgeted Amounts			Variance with Final Budget Positive (Negative)
	Original	Final	Actual	
Revenues				
Property Taxes	\$147,161	\$188,806	\$191,604	\$2,798
Municipal Income Tax	5,644,835	5,644,835	5,644,835	0
Charges for Services	74,143	95,125	98,887	3,762
Fines and Forfeitures	421,283	540,500	512,974	(27,526)
Intergovernmental	58,210	74,683	65,084	(9,599)
Other	6,831	8,763	8,749	(14)
<i>Total Revenues</i>	<u>6,352,463</u>	<u>6,552,712</u>	<u>6,522,133</u>	<u>(30,579)</u>
Expenditures				
Current:				
Security of Persons and Property:				
Police Department:				
Salaries and Wages	3,513,704	3,580,086	3,390,528	189,558
Fringe Benefits	1,990,515	2,128,969	2,076,135	52,834
Purchased Services	562,035	479,577	349,358	130,219
Materials and Supplies	141,423	151,296	140,924	10,372
Capital Outlay	138,280	148,454	99,698	48,756
Other	19,618	20,977	18,465	2,512
<i>Total Expenditures</i>	<u>6,365,575</u>	<u>6,509,359</u>	<u>6,075,108</u>	<u>434,251</u>
<i>Net Change in Fund Balance</i>	(13,112)	43,353	447,025	403,672
<i>Fund Balance Beginning of Year</i>	525,099	525,099	525,099	0
Prior Year Encumbrances Appropriated	<u>13,356</u>	<u>13,356</u>	<u>13,356</u>	<u>0</u>
<i>Fund Balance End of Year</i>	<u><u>\$525,343</u></u>	<u><u>\$581,808</u></u>	<u><u>\$985,480</u></u>	<u><u>\$403,672</u></u>

City of Brunswick, Ohio
Schedule of Revenues, Expenditures and Changes
in Fund Balance - Budget (Non-GAAP Basis) and Actual
State Highway Fund
For the Year Ended December 31, 2011

	Budgeted Amounts		Actual	Variance with Final Budget Positive (Negative)
	Original	Final Budget		
Revenues				
Fines and Forfeitures	\$1,179	\$800	\$989	\$189
Intergovernmental	173,644	117,823	119,031	1,208
<i>Total Revenues</i>	<u>174,823</u>	<u>118,623</u>	<u>120,020</u>	<u>1,397</u>
Expenditures				
Current:				
Transportation:				
State Highway:				
Purchased Services	6,175	6,000	6,000	0
Capital Outlay	208,589	320,356	199,236	121,120
Total Transportation	<u>214,764</u>	<u>326,356</u>	<u>205,236</u>	<u>121,120</u>
Debt Service:				
Principal Retirement	800,000	800,000	800,000	0
Interest and Fiscal Charges	15,044	14,972	13,218	1,754
Total Debt Service	<u>815,044</u>	<u>814,972</u>	<u>813,218</u>	<u>1,754</u>
<i>Total Expenditures</i>	<u>1,029,808</u>	<u>1,141,328</u>	<u>1,018,454</u>	<u>122,874</u>
<i>Excess of Revenues</i>				
<i>Under Expenditures</i>	(854,985)	(1,022,705)	(898,434)	124,271
Other Financing Sources				
General Obligation Notes Issued	1,745,000	1,745,000	1,745,000	0
<i>Net Change in Fund Balance</i>	890,015	722,295	846,566	124,271
<i>Fund Balance Beginning of Year</i>	324,363	324,363	324,363	0
Prior Year Encumbrances Appropriated	<u>205,308</u>	<u>205,308</u>	<u>205,308</u>	<u>0</u>
<i>Fund Balance End of Year</i>	<u><u>\$1,419,686</u></u>	<u><u>\$1,251,966</u></u>	<u><u>\$1,376,237</u></u>	<u><u>\$124,271</u></u>

City of Brunswick, Ohio
Schedule of Revenues, Expenses and Changes
in Fund Equity - Budget (Non-GAAP Basis) and Actual
Refuse Fund
For the Year Ended December 31, 2011

	Final Budget	Actual	Variance with Final Budget Positive (Negative)
Revenues			
Charges for Services	\$2,382,874	\$2,419,492	\$36,618
Expenses			
Salaries and Wages	52,178	52,153	25
Fringe Benefits	37,760	36,413	1,347
Purchased Services	2,415,681	2,398,825	16,856
Materials and Supplies	650	229	421
Capital Outlay	30,754	30,754	0
<i>Total Expenses</i>	<u>2,537,023</u>	<u>2,518,374</u>	<u>18,649</u>
<i>Excess of Revenues</i>			
<i>Under Expenses Before Transfers</i>	(154,149)	(98,882)	55,267
Transfers Out	<u>(3,000)</u>	<u>0</u>	<u>3,000</u>
<i>Net Change in Fund Equity</i>	(157,149)	(98,882)	58,267
<i>Fund Equity Beginning of Year</i>	231,574	231,574	0
Prior Year Encumbrances Appropriated	<u>184,877</u>	<u>184,877</u>	<u>0</u>
<i>Fund Equity End of Year</i>	<u><u>\$259,302</u></u>	<u><u>\$317,569</u></u>	<u><u>\$58,267</u></u>

City of Brunswick, Ohio
Schedule of Revenues, Expenses and Changes
in Fund Equity - Budget (Non-GAAP Basis) and Actual
Stormwater Fund
For the Year Ended December 31, 2011

	Final Budget	Actual	Variance with Final Budget Positive (Negative)
Revenues	\$0	\$0	\$0
Expenses			
Salaries and Wages	9,000	6,094	2,906
Fringe Benefits	1,706	725	981
Purchased Services	19,645	12,450	7,195
Materials and Supplies	1,100	430	670
Capital Outlay	1,500	1,318	182
<i>Total Expenses</i>	<u>32,951</u>	<u>21,017</u>	<u>11,934</u>
<i>Excess of Revenues Under Expenses Before Advances</i>	(32,951)	(21,017)	11,934
Advances In	<u>35,000</u>	<u>35,000</u>	<u>0</u>
<i>Net Change in Fund Equity</i>	2,049	13,983	11,934
<i>Fund Equity Beginning of Year</i>	<u>0</u>	<u>0</u>	<u>0</u>
<i>Fund Equity End of Year</i>	<u><u>\$2,049</u></u>	<u><u>\$13,983</u></u>	<u><u>\$11,934</u></u>

City of Brunswick, Ohio
Schedule of Revenues, Expenditures and Changes
in Fund Balance - Budget (Non-GAAP Basis) and Actual
Court Computerization Fund
For the Year Ended December 31, 2011

	Final Budget	Actual	Variance with Final Budget Positive (Negative)
Revenues			
Fines and Forfeitures	\$33,000	\$32,624	(\$376)
Expenditures			
Current:			
General Government:			
Court Computerization:			
Salaries and Wages	17,057	17,048	9
Fringe Benefits	10,064	9,035	1,029
Purchased Services	7,919	6,826	1,093
Materials and Supplies	17,967	17,967	0
<i>Total Expenditures</i>	53,007	50,876	2,131
<i>Net Change in Fund Balance</i>	(20,007)	(18,252)	1,755
<i>Fund Balance Beginning of Year</i>	30,894	30,894	0
Prior Year Encumbrances Appropriated	25	25	0
<i>Fund Balance End of Year</i>	\$10,912	\$12,667	\$1,755

City of Brunswick, Ohio
Schedule of Revenues, Expenditures and Changes
in Fund Balance - Budget (Non-GAAP Basis) and Actual
Drug Enforcement Fund
For the Year Ended December 31, 2011

	Final Budget	Actual	Variance with Final Budget Positive (Negative)
Revenues			
Intergovernmental	\$125,000	\$100,560	(\$24,440)
Expenditures			
Current:			
Security of Persons and Property:			
Drug Enforcement:			
Purchased Services	125,000	100,560	24,440
<i>Net Change in Fund Balance</i>	0	0	0
<i>Fund Balance Beginning of Year</i>	0	0	0
<i>Fund Balance End of Year</i>	\$0	\$0	\$0

City of Brunswick, Ohio
Schedule of Revenues, Expenditures and Changes
in Fund Balance - Budget (Non-GAAP Basis) and Actual
Law Enforcement Fund
For the Year Ended December 31, 2011

	Final Budget	Actual	Variance with Final Budget Positive (Negative)
Revenues			
Other	\$0	\$550	\$550
Expenditures			
Current:			
Security of Persons and Property:			
Law Enforcement:			
Capital Outlay	1,500	0	1,500
<i>Net Change in Fund Balance</i>	(1,500)	550	2,050
<i>Fund Balance Beginning of Year</i>	4,138	4,138	0
<i>Fund Balance End of Year</i>	<u>\$2,638</u>	<u>\$4,688</u>	<u>\$2,050</u>

City of Brunswick, Ohio
Schedule of Revenues, Expenditures and Changes
in Fund Balance - Budget (Non-GAAP Basis) and Actual
Brunswick Transit Alternative Fund
For the Year Ended December 31, 2011

	Final Budget	Actual	Variance with Final Budget Positive (Negative)
Revenues			
Municipal Income Tax	\$117,383	\$117,383	\$0
Charges for Services	9,600	10,342	742
Intergovernmental	334,436	258,543	(75,893)
<i>Total Revenues</i>	<u>461,419</u>	<u>386,268</u>	<u>(75,151)</u>
Expenditures			
Current:			
Transportation:			
Brunswick Transit Alternative:			
Salaries and Wages	16,850	16,751	99
Fringe Benefits	11,048	10,585	463
Purchased Services	402,107	336,925	65,182
Materials and Supplies	15,500	3,717	11,783
<i>Total Expenditures</i>	<u>445,505</u>	<u>367,978</u>	<u>77,527</u>
<i>Excess of Revenues Over Expenditures</i>	<u>15,914</u>	<u>18,290</u>	<u>2,376</u>
Other Financing Sources (Uses)			
Advances In	50,000	50,000	0
Advances Out	(138,800)	(58,800)	80,000
<i>Total Other Financing Sources (Uses)</i>	<u>(88,800)</u>	<u>(8,800)</u>	<u>80,000</u>
<i>Net Change in Fund Balance</i>	(72,886)	9,490	82,376
<i>Fund Balance Beginning of Year</i>	112,893	112,893	0
Prior Year Encumbrances Appropriated	94,106	94,106	0
<i>Fund Balance End of Year</i>	<u>\$134,113</u>	<u>\$216,489</u>	<u>\$82,376</u>

City of Brunswick, Ohio
Schedule of Revenues, Expenditures and Changes
in Fund Balance - Budget (Non-GAAP Basis) and Actual
Revolving Loan Fund
For the Year Ended December 31, 2011

	Final Budget	Actual	Variance with Final Budget Positive (Negative)
Revenues			
Interest	\$225	\$150	(\$75)
Expenditures	<u>0</u>	<u>0</u>	<u>0</u>
<i>Net Change in Fund Balance</i>	225	150	(75)
<i>Fund Balance Beginning of Year</i>	<u>214,250</u>	<u>214,250</u>	<u>0</u>
<i>Fund Balance End of Year</i>	<u>\$214,475</u>	<u>\$214,400</u>	<u>(\$75)</u>

City of Brunswick, Ohio
Schedule of Revenues, Expenditures and Changes
in Fund Balance - Budget (Non-GAAP Basis) and Actual
Parks Fund
For the Year Ended December 31, 2011

	Final Budget	Actual	Variance with Final Budget Positive (Negative)
Revenues			
Municipal Income Tax	\$396,865	\$396,865	\$0
Charges for Services	2,703	2,758	55
Other	4,250	4,250	0
<i>Total Revenues</i>	<u>403,818</u>	<u>403,873</u>	<u>55</u>
Expenditures			
Current:			
Leisure Time Activities:			
Parks:			
Salaries and Wages	166,816	154,035	12,781
Fringe Benefits	68,696	65,304	3,392
Purchased Services	78,489	70,695	7,794
Materials and Supplies	45,369	41,072	4,297
Capital Outlay	7,500	4,604	2,896
Other	183	183	0
<i>Total Expenditures</i>	<u>367,053</u>	<u>335,893</u>	<u>31,160</u>
<i>Excess of Revenues Over Expenditures</i>	36,765	67,980	31,215
Other Financing Uses			
Transfers Out	(35,000)	0	35,000
<i>Net Change in Fund Balance</i>	1,765	67,980	66,215
<i>Fund Balance Beginning of Year</i>	156,784	156,784	0
Prior Year Encumbrances Appropriated	3,992	3,992	0
<i>Fund Balance End of Year</i>	<u>\$162,541</u>	<u>\$228,756</u>	<u>\$66,215</u>

City of Brunswick, Ohio
Schedule of Revenues, Expenditures and Changes
in Fund Balance - Budget (Non-GAAP Basis) and Actual
Department of Justice Federal Grant Fund
For the Year Ended December 31, 2011

	Final Budget	Actual	Variance with Final Budget Positive (Negative)
Revenues			
Intergovernmental	\$2,446	\$2,050	(\$396)
Expenditures			
Current:			
Security of Persons and Property:			
Enforcement and Education:			
Capital Outlay	2,446	2,050	396
<i>Net Change in Fund Balance</i>	0	0	0
<i>Fund Balance Beginning of Year</i>	0	0	0
<i>Fund Balance End of Year</i>	\$0	\$0	\$0

City of Brunswick, Ohio
Schedule of Revenues, Expenditures and Changes
in Fund Balance - Budget (Non-GAAP Basis) and Actual
Enforcement and Education Fund
For the Year Ended December 31, 2011

	Final Budget	Actual	Variance with Final Budget Positive (Negative)
Revenues			
Fines and Forfeitures	\$4,267	\$4,570	\$303
Expenditures			
Current:			
Security of Persons and Property:			
Enforcement and Education:			
Capital Outlay	4,600	2,100	2,500
<i>Net Change in Fund Balance</i>	(333)	2,470	2,803
<i>Fund Balance Beginning of Year</i>	7,420	7,420	0
<i>Fund Balance End of Year</i>	<u>\$7,087</u>	<u>\$9,890</u>	<u>\$2,803</u>

City of Brunswick, Ohio
Schedule of Revenues, Expenditures and Changes
in Fund Balance - Budget (Non-GAAP Basis) and Actual
Community Recreation Center Fund
For the Year Ended December 31, 2011

	Final Budget	Actual	Variance with Final Budget Positive (Negative)
Revenues			
Charges for Services	\$1,062,603	\$1,098,323	\$35,720
Sales	390	627	237
Other	16,015	10,741	(5,274)
<i>Total Revenues</i>	<u>1,079,008</u>	<u>1,109,691</u>	<u>30,683</u>
Expenditures			
Current:			
Leisure Time Activities:			
Community Recreation:			
Salaries and Wages	443,398	397,147	46,251
Fringe Benefits	101,690	100,649	1,041
Purchased Services	352,928	349,768	3,160
Materials and Supplies	70,755	67,537	3,218
Capital Outlay	36,633	30,088	6,545
Other	12,150	12,073	77
<i>Total Expenditures</i>	<u>1,017,554</u>	<u>957,262</u>	<u>60,292</u>
<i>Excess of Revenues</i> <i>Over Expenditures</i>	61,454	152,429	90,975
Other Financing Uses			
Transfers Out	(86,000)	0	86,000
<i>Net Change in Fund Balance</i>	(24,546)	152,429	176,975
<i>Fund Balance Beginning of Year</i>	256,765	256,765	0
Prior Year Encumbrances Appropriated	18,153	18,153	0
<i>Fund Balance End of Year</i>	<u>\$250,372</u>	<u>\$427,347</u>	<u>\$176,975</u>

City of Brunswick, Ohio
Schedule of Revenues, Expenditures and Changes
in Fund Balance - Budget (Non-GAAP Basis) and Actual
Community Home Investment Program Grant Fund
For the Year Ended December 31, 2011

	Final Budget	Actual	Variance with Final Budget Positive (Negative)
Revenues			
Intergovernmental	\$499,709	\$184,889	(\$314,820)
Expenditures			
Current:			
Community Environment:			
Community Home Investment Program:			
Purchased Services	500,000	207,897	292,103
<i>Excess of Revenues</i>			
<i>Under Expenditures</i>	(291)	(23,008)	(22,717)
Other Financing Sources (Uses)			
Advances In	128,000	128,000	0
Advances Out	(143,500)	(15,500)	128,000
<i>Total Other Financing Sources (Uses)</i>	(15,500)	112,500	128,000
<i>Net Change in Fund Balance</i>	(15,791)	89,492	105,283
<i>Fund Balance Beginning of Year</i>	15,791	15,791	0
<i>Fund Balance End of Year</i>	\$0	\$105,283	\$105,283

City of Brunswick, Ohio
Schedule of Revenues, Expenditures and Changes
in Fund Balance - Budget (Non-GAAP Basis) and Actual
Neighborhood Stabilization Program Grant Fund
For the Year Ended December 31, 2011

	Final Budget	Actual	Variance with Final Budget Positive (Negative)
Revenues			
Intergovernmental	\$79,224	\$73,294	(\$5,930)
Expenditures			
Current:			
Community Environment:			
Capital Outlay:			
Purchased Services	92,192	92,192	0
<i>Excess of Revenues Under Expenditures</i>	(12,968)	(18,898)	(5,930)
Other Financing Uses			
Advances Out	(25,000)	0	25,000
<i>Net Change in Fund Balance</i>	(37,968)	(18,898)	19,070
<i>Fund Balance Beginning of Year</i>	0	0	0
Prior Year Encumbrances Appropriated	37,968	37,968	0
<i>Fund Balance End of Year</i>	\$0	\$19,070	\$19,070

City of Brunswick, Ohio
*Schedule of Revenues, Expenditures and Changes
in Fund Balance - Budget (Non-GAAP Basis) and Actual
Medina County Safe Communities Grant Fund
For the Year Ended December 31, 2011*

	Final Budget	Actual	Variance with Final Budget Positive (Negative)
Revenues			
Intergovernmental	\$81,895	\$28,897	(\$52,998)
Expenditures			
Current:			
Security of Persons and Property:			
Safe Communities:			
Salaries and Wages	44,871	18,934	25,937
Fringe Benefits	9,880	3,321	6,559
Purchased Services	19,125	3,000	16,125
Capital Outlay	1,619	1,574	45
Other	6,400	3,729	2,671
<i>Total Expenditures</i>	81,895	30,558	51,337
<i>Excess of Revenues Under Expenditures</i>	0	(1,661)	(1,661)
Other Financing Sources (Uses)			
Advances In	81,885	31,900	(49,985)
Advances Out	(81,885)	0	81,885
<i>Total Other Financing Sources (Uses)</i>	0	31,900	31,900
<i>Net Change in Fund Balance</i>	0	30,239	30,239
<i>Fund Balance Beginning of Year</i>	0	0	0
<i>Fund Balance End of Year</i>	\$0	\$30,239	\$30,239

City of Brunswick, Ohio
Schedule of Revenues, Expenditures and Changes
in Fund Balance - Budget (Non-GAAP Basis) and Actual
Cable TV Fund
For the Year Ended December 31, 2011

	Final Budget	Actual	Variance with Final Budget Positive (Negative)
Revenues			
Licenses, Permits and Fees	\$454,868	\$454,727	(\$141)
Intergovernmental	3,500	0	(3,500)
Other	2,520	3,111	591
<i>Total Revenues</i>	<u>460,888</u>	<u>457,838</u>	<u>(3,050)</u>
Expenditures			
Current:			
Community Environment:			
Cable TV:			
Salaries and Wages	181,414	169,820	11,594
Fringe Benefits	93,774	91,391	2,383
Purchased Services	75,734	63,753	11,981
Materials and Supplies	6,250	4,017	2,233
Capital Outlay	538,203	486,496	51,707
Other	750	338	412
<i>Total Expenditures</i>	<u>896,125</u>	<u>815,815</u>	<u>80,310</u>
<i>Net Change in Fund Balance</i>	(435,237)	(357,977)	77,260
<i>Fund Balance Beginning of Year</i>	528,630	528,630	0
Prior Year Encumbrances Appropriated	<u>428,519</u>	<u>428,519</u>	<u>0</u>
<i>Fund Balance End of Year</i>	<u><u>\$521,912</u></u>	<u><u>\$599,172</u></u>	<u><u>\$77,260</u></u>

City of Brunswick, Ohio
Schedule of Revenues, Expenditures and Changes
in Fund Balance - Budget (Non-GAAP Basis) and Actual
General Obligation Bond Retirement Fund
For the Year Ended December 31, 2011

	Final Budget	Actual	Variance with Final Budget Positive (Negative)
Revenues			
Municipal Income Tax	\$516,827	\$567,878	\$51,051
Other	1,272	1,272	0
<i>Total Revenues</i>	<u>518,099</u>	<u>569,150</u>	<u>51,051</u>
Expenditures			
Current:			
Debt Service:			
Principal Retirement - Capital Improvements	174,764	174,764	0
Principal Retirement - OPWC Loan - Fireside Double	9,040	9,040	0
Principal Retirement - OPWC Loan - El Dorado Storm Sewer	6,709	0	6,709
Principal Retirement - OPWC Loan - Highland Storm Sewer	2,830	0	2,830
Principal Retirement - City Hall Expansion	110,000	110,000	0
Total Principal Retirement	<u>303,343</u>	<u>293,804</u>	<u>9,539</u>
Interest and Fiscal Charges - Capital Improvements	161,037	161,037	0
Interest and Fiscal Charges - City Hall Expansion	12,995	12,995	0
Total Interest and Fiscal Charges	<u>174,032</u>	<u>174,032</u>	<u>0</u>
<i>Total Expenditures</i>	<u>477,375</u>	<u>467,836</u>	<u>9,539</u>
<i>Net Change in Fund Balance</i>	40,724	101,314	60,590
<i>Fund Balance Beginning of Year</i>	<u>213,144</u>	<u>213,144</u>	<u>0</u>
<i>Fund Balance End of Year</i>	<u>\$253,868</u>	<u>\$314,458</u>	<u>\$60,590</u>

City of Brunswick, Ohio
Schedule of Revenues, Expenditures and Changes
in Fund Balance - Budget (Non-GAAP Basis) and Actual
Special Assessment Bond Retirement Fund
For the Year Ended December 31, 2011

	Final Budget	Actual	Variance with Final Budget Positive (Negative)
Revenues			
Special Assessments	\$268,006	\$277,970	\$9,964
Expenditures			
Current:			
General Government			
Purchased Services	7,700	4,725	2,975
Debt Service:			
Principal Retirement - Capital Improvements	15,236	15,236	0
Principal Retirement - Laurel Road West Waterline	25,000	25,000	0
Principal Retirement - Grafton III	2,717	2,717	0
Principal Retirement - South Industrial Park	65,000	65,000	0
Principal Retirement - Laurel	25,000	25,000	0
Principal Retirement - Cross Creek	50,000	50,000	0
Principal Retirement - Carpenter	6,000	6,000	0
Total Principal Retirement	188,953	188,953	0
Interest and Fiscal Charges - Capital Improvements	13,839	13,839	0
Interest and Fiscal Charges - Laurel Road West Waterline	6,300	6,300	0
Interest and Fiscal Charges - Grafton III	1,097	1,097	0
Interest and Fiscal Charges - South Industrial Park	40,219	40,219	0
Interest and Fiscal Charges - Laurel	21,488	21,488	0
Interest and Fiscal Charges - Crosscreek	5,750	5,750	0
Interest and Fiscal Charges - Carpenter	690	690	0
Total Interest and Fiscal Charges	89,383	89,383	0
Total Debt Service	278,336	278,336	0
<i>Total Expenditures</i>	286,036	283,061	2,975
<i>Net Change in Fund Balance</i>	(18,030)	(5,091)	12,939
<i>Fund Balance Beginning of Year</i>	145,083	145,083	0
<i>Fund Balance End of Year</i>	\$127,053	\$139,992	\$12,939

City of Brunswick, Ohio
Schedule of Revenues, Expenditures and Changes
in Fund Balance - Budget (Non-GAAP Basis) and Actual
Community Development Block Grant Fund
For the Year Ended December 31, 2011

	Final Budget	Actual	Variance with Final Budget Positive (Negative)
Revenues			
Intergovernmental	\$171,496	\$141,983	(\$29,513)
Expenditures			
Capital Outlay	110,371	110,371	0
<i>Excess of Revenues Over Expenditures</i>	<u>61,125</u>	<u>31,612</u>	<u>(29,513)</u>
Other Financing Sources (Uses)			
Advances In	104,000	104,000	0
Advances Out	(195,000)	(91,000)	104,000
<i>Total Other Financing Sources (Uses)</i>	<u>(91,000)</u>	<u>13,000</u>	<u>104,000</u>
<i>Net Change in Fund Balance</i>	(29,875)	44,612	74,487
<i>Fund Balance Beginning of Year</i>	14,023	14,023	0
Prior Year Encumbrances Appropriated	<u>15,852</u>	<u>15,852</u>	<u>0</u>
<i>Fund Balance End of Year</i>	<u><u>\$0</u></u>	<u><u>\$74,487</u></u>	<u><u>\$74,487</u></u>

City of Brunswick, Ohio
Schedule of Revenues, Expenditures and Changes
in Fund Balance - Budget (Non-GAAP Basis) and Actual
Fire Department Improvement Fund
For the Year Ended December 31, 2011

	Final Budget	Actual	Variance with Final Budget Positive (Negative)
Revenues	<u>\$0</u>	<u>\$0</u>	<u>\$0</u>
Expenditures			
Capital Outlay	<u>258,407</u>	<u>257,682</u>	<u>725</u>
Debt Service:			
Principal Retirement	500,000	500,000	0
Interest and Fiscal Charges	<u>10,601</u>	<u>8,261</u>	<u>2,340</u>
Total Debt Services	<u>510,601</u>	<u>508,261</u>	<u>2,340</u>
<i>Total Expenditures</i>	<u>769,008</u>	<u>765,943</u>	<u>3,065</u>
<i>Excess of Revenues</i>			
<i>Under Expenditures</i>	(769,008)	(765,943)	3,065
Other Financing Sources			
General Obligation Notes Issued	<u>250,000</u>	<u>250,000</u>	<u>0</u>
<i>Net Change in Fund Balance</i>	(519,008)	(515,943)	3,065
<i>Fund Balance Beginning of Year</i>	695,320	695,320	0
Prior Year Encumbrances Appropriated	<u>175,084</u>	<u>175,084</u>	<u>0</u>
<i>Fund Balance End of Year</i>	<u><u>\$351,396</u></u>	<u><u>\$354,461</u></u>	<u><u>\$3,065</u></u>

City of Brunswick, Ohio
Schedule of Revenues, Expenditures and Changes
in Fund Balance - Budget (Non-GAAP Basis) and Actual
Permanent Improvement Fund
For the Year Ended December 31, 2011

	Final Budget	Actual	Variance with Final Budget Positive (Negative)
Revenues			
Intergovernmental	\$46,107	\$46,106	(\$1)
Expenditures			
Capital Outlay	51,191	51,190	1
<i>Net Change in Fund Balance</i>	(5,084)	(5,084)	0
<i>Fund Balance Beginning of Year</i>	51,191	51,191	0
<i>Fund Balance End of Year</i>	\$46,107	\$46,107	\$0

City of Brunswick, Ohio
Schedule of Revenues, Expenditures and Changes
in Fund Balance - Budget (Non-GAAP Basis) and Actual
Park Development Fund
For the Year Ended December 31, 2011

	Final Budget	Actual	Variance with Final Budget Positive (Negative)
Revenues			
Licenses, Permits and Fees	\$56,232	\$59,980	\$3,748
Expenditures			
Capital Outlay	117,336	115,660	1,676
<i>Net Change in Fund Balance</i>	(61,104)	(55,680)	5,424
<i>Fund Balance Beginning of Year</i>	192,848	192,848	0
Prior Year Encumbrances Appropriated	15,374	15,374	0
<i>Fund Balance End of Year</i>	\$147,118	\$152,542	\$5,424

City of Brunswick, Ohio
Schedule of Revenues, Expenditures and Changes
in Fund Balance - Budget (Non-GAAP Basis) and Actual
City Hall Expansion Fund
For the Year Ended December 31, 2011

	Final Budget	Actual	Variance with Final Budget Positive (Negative)
Revenues			
Intergovernmental	\$234,870	\$174,221	(\$60,649)
Interest	50	24	(26)
<i>Total Revenues</i>	234,920	174,245	(60,675)
Expenditures			
Capital Outlay	272,945	253,794	19,151
<i>Excess of Revenues</i> <i>Under Expenditures</i>	(38,025)	(79,549)	(41,524)
Other Financing Sources (Uses)			
Advances In	60,000	60,000	0
Advances Out	(60,000)	0	60,000
<i>Total Other Financing Sources (Uses)</i>	0	60,000	60,000
<i>Net Change in Fund Balance</i>	(38,025)	(19,549)	18,476
<i>Fund Balance Beginning of Year</i>	0	0	0
Prior Year Encumbrances Appropriated	38,074	38,074	0
<i>Fund Balance End of Year</i>	\$49	\$18,525	\$18,476

City of Brunswick, Ohio
Schedule of Revenues, Expenditures and Changes
in Fund Balance - Budget (Non-GAAP Basis) and Actual
Ohio Environmental Improvement Grant Fund
For the Year Ended December 31, 2011

	Final Budget	Actual	Variance with Final Budget Positive (Negative)
Revenues			
Intergovernmental	\$913,893	\$35,803	(\$878,090)
Expenditures			
Capital Outlay:			
Capital Outlay	1,204,026	77,308	1,126,718
Debt Service:			
Principal Retirement	350,000	350,000	0
Interest and Fiscal Charges	8,641	5,783	2,858
Total Debt Service	358,641	355,783	2,858
<i>Total Expenditures</i>	1,562,667	433,091	1,129,576
<i>Excess of Revenues</i>			
<i>Under Expenditures</i>	(648,774)	(397,288)	251,486
Other Financing Sources			
General Obligation Notes Issued	350,000	350,000	0
Transfers In	650	0	(650)
<i>Total Other Financing Sources</i>	350,650	350,000	(650)
<i>Net Change in Fund Balance</i>	(298,124)	(47,288)	250,836
<i>Fund Balance Beginning of Year</i>	240,388	240,388	0
Prior Year Encumbrances Appropriated	58,852	58,852	0
<i>Fund Balance End of Year</i>	\$1,116	\$251,952	\$250,836

City of Brunswick, Ohio
Schedule of Revenues, Expenditures and Changes
in Fund Balance - Budget (Non-GAAP Basis) and Actual
Road Improvement Fund
For the Year Ended December 31, 2011

	Final Budget	Actual	Variance with Final Budget Positive (Negative)
Revenues			
Charges for Services	\$15,944	\$5,422	(\$10,522)
Intergovernmental	1,848,106	1,268,011	(580,095)
<i>Total Revenues</i>	<u>1,864,050</u>	<u>1,273,433</u>	<u>(590,617)</u>
Expenditures			
Capital Outlay	3,321,753	1,760,227	1,561,526
Debt Service:			
Principal Retirement	<u>33,508</u>	<u>0</u>	<u>33,508</u>
<i>Total Expenditures</i>	<u>3,355,261</u>	<u>1,760,227</u>	<u>1,595,034</u>
<i>Excess of Revenues</i>			
<i>Under Expenditures</i>	<u>(1,491,211)</u>	<u>(486,794)</u>	<u>1,004,417</u>
Other Financing Sources (Uses)			
Advances In	120,000	120,000	0
Advances Out	(215,000)	(78,000)	137,000
OPWC Loans Proceeds	750,145	183,696	(566,449)
Transfer In	24,598	24,598	0
Transfers Out	<u>(93,519)</u>	<u>0</u>	<u>93,519</u>
<i>Total Other Financing Sources (Uses)</i>	<u>586,224</u>	<u>250,294</u>	<u>(335,930)</u>
<i>Net Change in Fund Balance</i>	(904,987)	(236,500)	668,487
<i>Fund Balance Beginning of Year</i>	1,733,768	1,733,768	0
Prior Year Encumbrances Appropriated	<u>236,028</u>	<u>236,028</u>	<u>0</u>
<i>Fund Balance End of Year</i>	<u><u>\$1,064,809</u></u>	<u><u>\$1,733,296</u></u>	<u><u>\$668,487</u></u>

City of Brunswick, Ohio
Schedule of Revenues, Expenditures and Changes
in Fund Balance - Budget (Non-GAAP Basis) and Actual
Storm Sewer Fund
For the Year Ended December 31, 2011

	Final Budget	Actual	Variance with Final Budget Positive (Negative)
Revenues			
Intergovernmental	\$181,825	\$1,243	(\$180,582)
Expenditures			
Capital Outlay	577,610	105,332	472,278
Debt Service:			
Principal Retirement	1,180,664	1,180,664	0
Interest and Fiscal Charges	25,674	19,414	6,260
Total Debt Service	1,206,338	1,200,078	6,260
<i>Total Expenditures</i>	1,783,948	1,305,410	478,538
<i>Excess of Revenues</i>			
<i>Under Expenditures</i>	(1,602,123)	(1,304,167)	297,956
Other Financing Sources (Uses)			
Advances Out	(217,800)	0	217,800
OPWC Loans Issued	364,174	76,678	(287,496)
General Obligation Notes Issued	1,000,000	1,000,000	0
Transfers In	16,284	16,284	0
Transfers Out	(97,294)	0	97,294
<i>Total Other Financing Sources (Uses)</i>	1,065,364	1,092,962	27,598
<i>Net Change in Fund Balance</i>	(536,759)	(211,205)	325,554
<i>Fund Balance Beginning of Year</i>	443,562	443,562	0
Prior Year Encumbrances Appropriated	95,548	95,548	0
<i>Fund Balance End of Year</i>	\$2,351	\$327,905	\$325,554

City of Brunswick, Ohio
Schedule of Revenues, Expenditures and Changes
in Fund Balance - Budget (Non-GAAP Basis) and Actual
Pedestrian Infrastructure Grant Fund
For the Year Ended December 31, 2011

	Final Budget	Actual	Variance with Final Budget Positive (Negative)
Revenues	\$0	\$0	\$0
Expenditures	<u>0</u>	<u>0</u>	<u>0</u>
<i>Excess of Revenues Over Expenditures</i>	0	0	0
Other Financing Uses			
Advances Out	<u>(28,200)</u>	<u>(28,200)</u>	<u>0</u>
<i>Net Change in Fund Balance</i>	(28,200)	(28,200)	0
<i>Fund Balance Beginning of Year</i>	<u>28,200</u>	<u>28,200</u>	<u>0</u>
<i>Fund Balance End of Year</i>	<u><u>\$0</u></u>	<u><u>\$0</u></u>	<u><u>\$0</u></u>

City of Brunswick, Ohio
*Schedule of Revenues, Expenditures and Changes
in Fund Balance - Budget (Non-GAAP Basis) and Actual
Brunswick Lake Construction Fund
For the Year Ended December 31, 2011*

	Final Budget	Actual	Variance with Final Budget Positive (Negative)
Revenues	\$0	\$0	\$0
Expenditures			
Capital Outlay	265,017	21,805	243,212
<i>Excess of Revenues Under Expenditures</i>	(265,017)	(21,805)	243,212
Other Financing Uses			
Advances Out	(1,411,286)	0	1,411,286
Special Item			
Sale of Assets Held for Resale	1,839,090	0	(1,839,090)
<i>Net Change in Fund Balance</i>	162,787	(21,805)	(184,592)
<i>Fund Balance Beginning of Year</i>	142,763	142,763	0
Prior Year Encumbrances Appropriated	3,695	3,695	0
<i>Fund Balance End of Year</i>	<u>\$309,245</u>	<u>\$124,653</u>	<u>(\$184,592)</u>

STATISTICAL SECTION

Statistical Section

This part of the City of Brunswick, Ohio's Comprehensive Annual Financial Report presents detailed information as a context for understanding what the information in the financial statements, note disclosures and required supplementary information says about the City's overall financial health.

Contents	Pages(s)
<i>Financial Trends</i>	<i>S2 – S11</i>
These schedules contain trend information to help the reader understand how the City's financial performance and well-being have changed over time.	
<i>Revenue Capacity</i>	<i>S12 – S19</i>
These schedules contain information to help the reader assess the City's most significant local revenue, the property tax and the municipal income tax.	
<i>Debt Capacity</i>	<i>S20 – S24</i>
These schedules present information to help the reader assess the affordability of the City's current levels of outstanding debt and the City's ability to issue additional debt in the future.	
<i>Economic and Demographic Information</i>	<i>S25 – S26</i>
These schedules offer economic and demographic indicators to help the reader understand the environment within which the City's financial activities take place.	
<i>Operating Information</i>	<i>S28 – S33</i>
These schedules contain service and infrastructure data to help the reader understand how the information in the City's financial report relates to the services the City provides and the activities it performs.	

Sources: Unless otherwise noted, the information in these schedules is derived from the Comprehensive Annual Financial Reports for the relevant year. The City implemented GASB Statement No. 34 in 2002; schedules presenting government-wide information include information beginning in that year.

This page intentionally left blank.

City of Brunswick, Ohio
Net Assets By Component
Last Ten Years
(Accrual Basis of Accounting)

	2011	2010	2009	2008
Governmental Activities				
Invested in Capital Assets, Net of Related Debt	\$33,988,084	\$32,948,516	\$32,426,336	\$31,960,337
Restricted:				
Capital Projects	3,863,383	4,663,156	4,252,051	8,316,173
Debt Service	2,178,849	2,378,423	2,939,856	2,618,987
Police	3,771,232	2,839,358	1,813,015	707,551
Fire	2,523,216	1,964,092	1,556,605	1,778,890
Transportation	2,512,538	1,969,709	2,150,145	2,207,218
Cable Television Local Programming	0	0	1,105,854	1,297,007
Parks and Recreation	0	0	506,586	444,032
Community Improvement	265,396	221,826	272,600	309,684
Other Purposes	35,166	28,025	29,793	49,442
Unrestricted (Deficit)	8,929,948	5,103,746	2,288,917	(29,745)
<i>Total Governmental Activities Net Assets</i>	<u>\$58,067,812</u>	<u>\$52,116,851</u>	<u>\$49,341,758</u>	<u>\$49,659,576</u>
Business Type - Activity				
Invested in Capital Assets, Net of Related Debt	\$180,337	\$194,474	\$220,015	\$238,669
Unrestricted	725,992	603,045	550,777	346,135
<i>Total Business-Type Activity Net Assets</i>	<u>\$906,329</u>	<u>\$797,519</u>	<u>\$770,792</u>	<u>\$584,804</u>
Primary Government				
Invested in Capital Assets, Net of Related Debt	\$34,168,421	\$33,142,990	\$32,646,351	\$32,199,006
Restricted	15,149,780	14,064,589	14,626,505	17,728,984
Unrestricted	9,655,940	5,706,791	2,839,694	316,390
<i>Total Primary Government Net Assets</i>	<u>\$58,974,141</u>	<u>\$52,914,370</u>	<u>\$50,112,550</u>	<u>\$50,244,380</u>

Note: 2004 was the first year other purposes were further identified. In 2010 and 2011 the cable TV and parks recreation net assets balances are included in unrestricted net assets, due to the implementation of GASB 54. In 2009 and prior years, those balances were restricted for those purposes.

2007	2006	2005	2004	2003	2002
\$33,070,623	\$32,433,096	\$32,491,981	\$39,352,980	\$39,092,189	\$38,701,256
4,049,522	5,794,001	6,373,225	7,869,564	5,997,234	4,723,604
2,584,981	2,966,758	2,315,797	2,446,081	2,801,717	3,777,175
674,589	632,269	603,134	603,770	N/A	N/A
1,952,798	1,697,405	1,719,296	1,665,347	N/A	N/A
1,982,049	2,472,078	2,264,163	2,266,131	N/A	N/A
1,179,886	1,069,868	945,910	762,462	N/A	N/A
410,542	384,408	286,344	335,931	N/A	N/A
306,396	300,063	295,988	802,181	N/A	N/A
247,095	221,255	7,644	82,783	6,406,611	5,934,063
6,163,948	5,834,727	7,348,443	5,954,658	8,119,022	7,232,661
<u>\$52,622,429</u>	<u>\$53,805,928</u>	<u>\$54,651,925</u>	<u>\$62,141,888</u>	<u>\$62,416,773</u>	<u>\$60,368,759</u>
\$257,697	\$281,594	\$305,682	\$331,272	\$13,540	\$17,425
272,769	202,035	208,838	305,608	655,199	598,214
<u>\$530,466</u>	<u>\$483,629</u>	<u>\$514,520</u>	<u>\$636,880</u>	<u>\$668,739</u>	<u>\$615,639</u>
\$33,328,320	\$32,714,690	\$32,797,663	\$39,684,252	\$39,105,729	\$38,718,681
13,387,858	15,538,105	14,811,501	16,834,250	15,205,562	14,434,842
6,436,717	6,036,762	7,557,281	6,260,266	8,774,221	7,830,875
<u>\$53,152,895</u>	<u>\$54,289,557</u>	<u>\$55,166,445</u>	<u>\$62,778,768</u>	<u>\$63,085,512</u>	<u>\$60,984,398</u>

City of Brunswick, Ohio
Change in Net Assets
Last Ten Years
(Accrual Basis of Accounting)

	2011	2010	2009	2008
Program Revenues				
Governmental Activities:				
Charges for Services:				
General Government	\$574,868	\$770,068	\$1,007,516	\$719,525
Security of Persons and Property	1,225,156	1,069,374	1,242,692	5,633
Transportation	31,706	131,570	146,001	608,315
Community Environment	576,126	615,189	583,948	840,933
Public Health Services	0	0	1,405	1,500
Leisure Time Activities	1,177,299	1,071,256	1,084,347	1,155,604
Subtotal - Charges for Services	3,585,155	3,657,457	4,065,909	3,331,510
Operating Grants and Contributions:	2,289,557	2,682,981	2,262,762	2,279,404
Capital Grants and Contributions:	1,724,921	1,086,493	828,013	454,646
<i>Total Governmental Activities Program Revenues</i>	7,599,633	7,426,931	7,156,684	6,065,560
Business-Type Activity:				
Charges for Services:				
Refuse	2,464,970	2,238,200	2,206,679	1,717,513
<i>Total Primary Government Program Revenues</i>	10,064,603	9,665,131	9,363,363	7,783,073
Expenses				
Governmental Activities:				
General Government	2,786,107	2,928,073	3,132,307	3,335,640
Security of Persons and Property	9,879,154	9,840,361	9,318,372	10,163,304
Transportation	2,895,051	2,815,791	3,343,339	3,933,812
Community Environment	1,850,257	2,259,993	2,497,012	2,265,572
Public Health Services	29,693	29,066	31,491	28,509
Leisure Time Activities	1,561,621	1,625,811	1,766,699	2,383,488
Interest and Fiscal Charges	314,983	370,061	390,789	445,032
<i>Total Governmental Activities Expenses</i>	19,316,866	19,869,156	20,480,009	22,555,357
Business-Type Activities				
Refuse	2,334,864	2,211,473	2,020,691	1,663,225
Stormwater	21,296	0	0	0
<i>Total Business-Type Activities Expenses</i>	2,356,160	2,211,473	2,020,691	1,663,225
<i>Total Primary Government Program Expenses</i>	21,673,026	22,080,629	22,500,700	24,218,582
Net (Expense)/Revenue				
Governmental Activities	(11,717,233)	(12,442,225)	(13,323,325)	(16,489,797)
Business-Type Activities	108,810	26,727	185,988	54,288
<i>Total Primary Government Net Expense</i>	(<u>\$11,608,423</u>)	(<u>\$12,415,498</u>)	(<u>\$13,137,337</u>)	(<u>\$16,435,509</u>)

2007	2006	2005	2004	2003	2002
\$661,875	\$500,689	\$479,604	\$434,614	\$553,006	\$681,105
577,272	544,977	547,382	600,810	417,003	1,308,574
26,209	576,574	34,935	15,709	7,214	155,822
971,563	924,851	854,056	1,011,950	594,144	629,830
3,005	3,130	64,892	141,368	149,326	157,114
1,190,877	1,160,210	1,092,614	1,236,948	1,123,323	1,239,316
3,430,801	3,710,431	3,073,483	3,441,399	2,844,016	4,171,761
1,911,469	2,112,116	2,136,676	1,945,181	1,550,608	2,543,075
993,535	650,137	792,664	1,137,855	1,051,604	755,058
6,335,805	6,472,684	6,002,823	6,524,435	5,446,228	7,469,894
1,749,919	1,582,434	1,550,528	1,545,684	1,581,360	1,515,591
8,085,724	8,055,118	7,553,351	8,070,119	7,027,588	8,985,485
3,653,469	2,816,111	3,390,213	3,957,619	3,604,869	3,413,240
9,571,740	9,415,542	9,129,175	7,649,594	6,940,757	8,332,909
4,249,283	3,924,014	3,687,267	3,390,709	3,298,189	4,199,350
1,818,776	1,900,429	1,335,463	1,986,991	1,248,223	1,080,047
29,884	46,475	301,920	349,448	382,577	162,306
2,272,972	2,294,555	2,410,749	2,298,656	2,033,068	2,121,542
574,531	531,615	468,839	358,729	409,492	430,787
22,170,655	20,928,741	20,723,626	19,991,746	17,917,175	19,740,181
1,703,179	1,706,635	1,672,968	1,617,998	1,528,260	1,501,700
0	0	0	0	0	0
1,703,179	1,706,635	1,672,968	1,617,998	1,528,260	1,501,700
23,873,834	22,635,376	22,396,594	21,609,744	19,445,435	21,241,881
(15,834,850)	(14,456,057)	(14,720,803)	(13,467,311)	(12,470,947)	(12,270,287)
46,740	(124,201)	(122,440)	(72,314)	53,100	13,891
(\$15,788,110)	(\$14,580,258)	(\$14,843,243)	(\$13,539,625)	(\$12,417,847)	(\$12,256,396)

(continued)

City of Brunswick, Ohio
Change in Net Assets
Last Ten Years
(Accrual Basis of Accounting)

	2011	2010	2009	2008
General Revenues and Other Changes in Net Assets				
Governmental Activities				
Property and Other Local Taxes Levied For:				
General Purposes	\$1,418,940	\$1,607,360	\$1,804,661	\$1,677,686
Police	191,812	209,654	7,531	0
Debt Service	0	0	382,896	404,226
Income Taxes Levied For:				
General Purposes	3,208,310	1,511,497	1,765,037	3,752,918
Capital Projects	72,224	0	0	0
Debt Service	458,449	489,271	237,508	71,616
Fire	3,293,225	3,274,810	2,494,004	2,661,274
Street Repair and Maintenance	844,635	251,851	784,805	1,105,072
Police	6,129,986	6,054,675	3,146,772	1,237,730
Brunswick Transit Alternative	132,191	124,695	109,162	115,460
Parks	431,108	328,767	488,697	571,542
Other Purpose	0	0	0	0
Grants and Entitlements not Restricted to				
Specific Programs	1,381,304	1,280,690	1,251,775	1,495,033
Gain on Sale of Assets Held for Resale	0	0	396,554	0
Gain on Sale of Capital Assets	0	0	0	0
Interest	35,458	32,393	66,022	345,096
Other	70,552	51,655	70,083	89,291
Loss on Sale of Capital Assets	0	0	0	0
Transfers	0	0	0	0
<i>Total Governmental Activities</i>	<u>17,668,194</u>	<u>15,217,318</u>	<u>13,005,507</u>	<u>13,526,944</u>
Business-Type Activities				
Other	0	0	0	50
Transfers	0	0	0	0
<i>Total Business-Type Activities</i>	<u>0</u>	<u>0</u>	<u>0</u>	<u>50</u>
<i>Total Primary Government General Revenues and Other Changes in Net Assets</i>	<u>17,668,194</u>	<u>15,217,318</u>	<u>13,005,507</u>	<u>13,526,994</u>
Change in Net Assets				
Governmental Activities	5,950,961	2,775,093	(317,818)	(2,962,853)
Business-Type Activities	108,810	26,727	185,988	54,338
<i>Total Primary Government Change in Net Assets</i>	<u>\$6,059,771</u>	<u>\$2,801,820</u>	<u>(\$131,830)</u>	<u>(\$2,908,515)</u>

2007	2006	2005	2004	2003	2002
\$1,708,372	\$1,682,327	\$1,608,434	\$1,502,554	\$1,467,490	\$1,392,360
0	0	0	0	0	0
415,475	473,975	463,668	394,621	427,801	446,505
3,705,051	3,516,603	3,513,824	3,316,964	3,088,345	3,203,791
0	0	0	0	0	0
36,679	34,741	32,938	32,121	71,420	32,545
5,916,882	2,583,884	2,449,791	2,481,449	2,301,777	0
0	1,085,666	846,265	1,084,331	1,005,818	0
0	1,163,834	1,103,435	1,117,695	1,036,767	0
0	108,567	102,932	104,263	96,714	0
0	521,250	494,075	500,461	464,224	0
0	0	0	0	0	5,158,246
1,439,760	1,411,996	1,545,535	1,586,733	1,861,276	379,161
0	0	0	355,588	2,268,639	0
0	0	0	0	17,511	0
961,482	1,002,320	643,300	690,499	294,165	647,790
467,650	118,069	129,228	65,147	117,014	129,896
0	0	(5,702,585)	0	0	0
0	(93,172)	0	(40,000)	0	0
14,651,351	13,610,060	7,230,840	13,192,426	14,518,961	11,390,294
97	138	80	455	0	160
0	93,172	0	40,000	0	0
97	93,310	80	40,455	0	160
14,651,448	13,703,370	7,230,920	13,232,881	14,518,961	11,390,454
(1,183,499)	(845,997)	(7,489,963)	(274,885)	2,048,014	(879,993)
46,837	(30,891)	(122,360)	(31,859)	53,100	14,051
(\$1,136,662)	(\$876,888)	(\$7,612,323)	(\$306,744)	\$2,101,114	(\$865,942)

City of Brunswick, Ohio
Fund Balances, Governmental Funds
Last Ten Years
(Modified Accrual Basis of Accounting)

	2011	2010	2009	2008
General Fund				
Nonspendable	\$956,605	\$697,887	N/A	N/A
Committed	540,280	0	N/A	N/A
Assigned	1,620,933	893,952	N/A	N/A
Unassigned	4,647,468	3,174,648	N/A	N/A
Reserved	N/A	N/A	\$1,615,847	\$1,981,943
Unreserved	N/A	N/A	1,358,677	1,129,302
Total General Fund	<u>7,765,286</u>	<u>4,766,487</u>	<u>2,974,524</u>	<u>3,111,245</u>
All Other Governmental Funds				
Nonspendable	\$160,022	\$125,575	N/A	N/A
Restricted	6,213,879	5,088,379	N/A	N/A
Committed	881,516	635,449	N/A	N/A
Assigned	75,384	89,860	N/A	N/A
Unassigned (Deficit)	(1,274,558)	(1,314,879)	N/A	N/A
Reserved	N/A	N/A	\$4,189,812	\$2,752,912
Unreserved, Undesignated, Reported in:				
Special Revenue funds	N/A	N/A	2,185,351	2,741,246
Debt Service funds	N/A	N/A	880,823	880,047
Capital Projects funds (Deficit)	N/A	N/A	(1,877,118)	(4,840,466)
Total All Other Governmental Funds	<u>6,056,243</u>	<u>4,624,384</u>	<u>5,378,868</u>	<u>1,533,739</u>
Total Governmental Funds	<u>\$13,821,529</u>	<u>\$9,390,871</u>	<u>\$8,353,392</u>	<u>\$4,644,984</u>

Note: In 2010 and 2011 the cable TV fund is included with general fund on a GAAP basis. In 2009 and prior years, the cable TV fund balance was included in all other governmental funds.

2007	2006	2005	2004	2003	2002
N/A	N/A	N/A	N/A	N/A	N/A
N/A	N/A	N/A	N/A	N/A	N/A
N/A	N/A	N/A	N/A	N/A	N/A
N/A	N/A	N/A	N/A	N/A	N/A
\$1,772,772	\$2,155,921	\$2,450,979	\$2,526,780	\$3,316,076	\$2,905,630
2,645,280	3,599,382	4,392,771	3,573,993	3,805,381	5,755,504
4,418,052	5,755,303	6,843,750	6,100,773	7,121,457	8,661,134
N/A	N/A	N/A	N/A	N/A	N/A
N/A	N/A	N/A	N/A	N/A	N/A
N/A	N/A	N/A	N/A	N/A	N/A
N/A	N/A	N/A	N/A	N/A	N/A
N/A	N/A	N/A	N/A	N/A	N/A
\$2,540,016	\$2,901,069	\$3,142,957	\$3,898,410	\$4,606,776	\$3,132,687
2,891,433	3,040,634	3,080,982	3,824,747	4,223,076	4,122,085
939,632	1,041,567	803,932	799,854	869,670	959,757
2,774,665	381,425	1,026,195	710,043	769,420	2,978,774
9,145,746	7,364,695	8,054,066	9,233,054	10,468,942	11,193,303
\$13,563,798	\$13,119,998	\$14,897,816	\$15,333,827	\$17,590,399	\$19,854,437

City of Brunswick, Ohio
Changes in Fund Balances, Governmental Funds
Last Ten Years
(Modified Accrual Basis of Accounting)

	2011	2010	2009	2008
Revenues				
Property Taxes	\$1,610,734	\$1,811,530	\$2,206,343	\$2,175,311
Municipal Income Taxes	13,703,676	11,099,563	9,094,629	9,322,892
Charges for Services	1,843,474	1,736,217	1,872,479	1,755,498
Permissive Motor Vehicle License Tax	0	0	0	0
Special Assessments	277,970	257,066	233,355	234,028
Licenses, Permits and Fees	1,164,988	1,333,144	1,042,594	769,752
Fines and Forfeitures	555,758	610,549	561,309	598,733
Intergovernmental	5,348,099	5,028,981	4,561,044	4,414,730
Contributions and Donations	0	625	5,188	0
Sales	627	249	3,006	9,367
Interest	19,114	16,586	56,974	380,911
Rentals	0	0	0	0
Other	70,552	51,655	72,583	368,749
<i>Total Revenues</i>	<u>24,594,992</u>	<u>21,946,165</u>	<u>19,709,504</u>	<u>20,029,971</u>
Expenditures				
Current:				
General Government	2,812,836	2,967,077	2,830,670	3,161,332
Security of Persons and Property	9,608,980	9,438,748	9,295,076	9,586,494
Transporation	2,286,124	2,452,466	2,680,699	3,136,068
Community Environment	1,270,815	2,023,900	1,838,864	1,337,300
Public Health Services	6,533	5,906	8,331	613,840
Leisure Time Activities	1,360,892	1,468,151	1,653,064	2,136,214
Capital Outlay	2,223,320	1,261,930	1,980,850	2,062,790
Debt Service:				
Principal Retirement	537,063	934,653	688,029	6,250,103
Interest and Fiscal Charges	318,145	375,208	385,260	670,308
Issuance Costs	0	0	140,348	0
<i>Total Expenditures</i>	<u>20,424,708</u>	<u>20,928,039</u>	<u>21,501,191</u>	<u>28,954,449</u>
<i>Excess of Revenues Over (Under) Expenditures</i>	<u>4,170,284</u>	<u>1,018,126</u>	<u>(1,791,687)</u>	<u>(8,924,478)</u>
Other Financing Sources (Uses)				
Sale of Capital Assets	0	0	1,488	0
Inception of Capital Lease	0	0	0	0
Note Premium	0	0	0	0
General Obligation Bond Premium	0	0	6,736	0
Special Assessment Bond Premium	0	0	577	0
Refunding Notes Issued	0	0	0	0
General Obligation Notes Issued	0	0	0	0
Current Refunding	0	0	0	0
OPWC Loan Issued	260,374	19,353	19,740	5,664
General Obligation Bonds Issued	0	0	4,672,492	0
Special Assessment Bonds Issued	0	0	402,508	0
Transfers In	40,882	22,827	83,888	505,907
Transfers Out	(40,882)	(22,827)	(83,888)	(505,907)
<i>Total Other Financing Sources (Uses)</i>	<u>260,374</u>	<u>19,353</u>	<u>5,103,541</u>	<u>5,664</u>
Special Item				
Sale of Assets Held for Resale	0	0	396,554	0
Proceeds from the Sale of Waterlines	0	0	0	0
<i>Net Change in Fund Balances</i>	<u>\$4,430,658</u>	<u>\$1,037,479</u>	<u>\$3,708,408</u>	<u>(\$8,918,814)</u>
Debt Service as a Percentage of Noncapital Expenditures	4.7%	6.8%	5.6%	25.7%

2007	2006	2005	2004	2003	2002
\$2,067,685	\$2,142,256	\$2,056,354	\$1,911,242	\$1,877,786	\$1,915,834
9,294,739	8,812,121	8,531,528	8,278,142	7,926,691	7,937,383
1,720,581	1,694,330	1,663,950	1,977,325	1,609,278	2,586,843
0	0	0	0	0	387,924
240,165	126,446	130,466	134,899	135,899	125,898
1,005,847	986,442	898,640	1,174,158	734,104	661,994
548,262	492,656	480,171	432,882	545,944	529,516
4,027,246	4,096,203	4,355,023	4,467,468	4,147,681	3,407,373
0	43,634	42,653	29,192	0	0
9,128	5,676	12,710	14,744	17,445	22,263
921,370	1,025,789	662,849	344,554	336,368	529,556
0	0	0	0	0	0
467,650	118,069	129,228	65,147	117,014	129,896
<u>20,302,673</u>	<u>19,543,622</u>	<u>18,963,572</u>	<u>18,829,753</u>	<u>17,448,210</u>	<u>18,234,480</u>
3,510,739	3,215,653	2,631,259	3,891,681	3,525,380	3,275,367
9,173,610	9,274,006	8,794,037	7,639,752	7,412,518	7,333,452
3,664,390	2,880,149	3,222,311	2,812,561	3,044,175	2,266,534
1,305,231	1,012,720	1,519,432	1,218,980	900,780	973,197
6,725	5,550	61,489	110,770	142,773	117,673
2,075,212	2,110,126	2,409,150	2,116,225	2,019,593	1,897,898
2,769,815	2,326,127	3,169,334	5,214,484	779,386	3,011,639
672,105	586,631	595,664	538,717	5,237,717	865,716
428,881	525,410	491,003	349,930	425,777	426,666
0	4,500	0	0	50,657	0
<u>23,606,708</u>	<u>21,940,872</u>	<u>22,893,679</u>	<u>23,893,100</u>	<u>23,538,756</u>	<u>20,168,142</u>
<u>(3,304,035)</u>	<u>(2,397,250)</u>	<u>(3,930,107)</u>	<u>(5,063,347)</u>	<u>(6,090,546)</u>	<u>(1,933,662)</u>
0	0	20,258	100	17,511	0
197,835	164,613	132,075	0	0	0
0	0	37,136	0	0	0
0	0	0	0	0	0
0	1,991	0	0	130,358	0
0	0	2,030,000	0	0	0
5,580,000	2,030,000	0	2,030,000	0	0
(2,030,000)	(2,030,000)	(2,030,000)	0	0	0
0	0	54,627	126,176	0	0
0	0	0	0	0	0
0	546,000	0	0	1,410,000	0
685,921	913,543	3,371,512	294,270	1,509,665	1,722,119
<u>(685,921)</u>	<u>(1,006,715)</u>	<u>(3,371,512)</u>	<u>(334,270)</u>	<u>(1,509,665)</u>	<u>(1,722,119)</u>
<u>3,747,835</u>	<u>619,432</u>	<u>244,096</u>	<u>2,116,276</u>	<u>1,557,869</u>	<u>0</u>
0	0	0	690,499	2,268,639	0
0	0	3,250,000	0	0	0
<u>\$443,800</u>	<u>(\$1,777,818)</u>	<u>(\$436,011)</u>	<u>(\$2,256,572)</u>	<u>(\$2,264,038)</u>	<u>(\$1,933,662)</u>
5.3%	5.6%	5.8%	5.0%	33.2%	8.1%

City of Brunswick, Ohio
Assessed Valuation and Estimated Actual Values of Taxable Property
Last Ten Years

Collection Year	Real Property			Tangible Personal Property	
	Assessed Value		Estimated Actual Value	Public Utility	
	Residential/Agricultural	Commercial Industrial/PU		Assessed Value	Estimated Actual Value
2011	\$569,116,780	\$135,601,100	\$2,013,479,657	\$5,683,640	\$6,458,682
2010	612,020,650	133,798,300	2,130,911,286	5,683,640	6,458,682
2009	608,231,400	127,704,210	2,102,673,171	4,880,560	5,546,091
2008	608,231,400	127,704,210	2,102,673,171	4,880,560	5,546,091
2007	548,225,880	121,015,700	1,912,118,800	7,996,890	9,087,375
2006	546,793,420	118,513,210	1,900,876,086	8,649,000	9,828,409
2005	544,282,540	116,302,290	1,887,385,229	9,531,030	10,830,716
2004	500,690,810	98,378,240	1,711,625,857	9,788,860	11,123,705
2003	490,261,110	95,552,730	1,673,753,829	10,001,610	11,365,466
2002	474,073,130	95,357,390	1,626,944,343	9,703,390	11,026,580

Real property is reappraised every six years with a State mandated update of the current market value in the third year following each reappraisal.

The assessed value of real property (including public utility real property) is 35 percent of estimated true value. The assessed value of public utility personal property ranges from 25 percent of true value for railroad property to 88 percent for electric transmission and distribution property. General business tangible personal property was assessed in previous years at 25 percent for machinery and equipment and 23 percent for inventories. General business tangible personal property tax was phased out beginning in 2006.

The tangible personal property values associated with each year are the values that, when multiplied by the applicable rates, generated the property tax revenue billed in that year. For real property, the amounts generated by multiplying the assessed values by the applicable rates would be reduced by the 10%, 2 1/2% and homestead exemptions before being billed. Beginning in the 2006 collection year, the 10% rollback for commercial/industrial property has been eliminated.

Source: Medina County, Ohio; County Auditor

Tangible Personal Property					
General Business		Total			Tax Rate (per \$1,000 of Assessed Value)
Assessed Value	Estimated Actual Value	Assessed Value	Estimated Actual Value	Ratio	
\$2,490,600	\$49,812,000	\$712,892,120	\$2,069,750,339	34.44%	\$2.60
1,371,610	13,716,100	752,874,200	2,151,086,068	35.00	2.60
4,615,530	73,848,480	745,431,700	2,182,067,742	34.16	3.20
16,151,383	258,422,128	756,967,553	2,366,641,390	31.98	3.25
20,695,362	165,562,896	697,933,832	2,086,769,071	33.45	3.25
34,606,697	184,569,051	708,562,327	2,095,273,545	33.82	3.35
42,352,922	169,411,688	712,468,782	2,067,627,632	34.46	3.35
41,285,346	165,141,384	650,143,256	1,887,890,946	34.44	3.35
41,423,866	165,695,464	637,239,316	1,850,814,759	34.43	3.35
38,711,687	154,846,748	617,845,597	1,792,817,671	34.46	3.35

City of Brunswick, Ohio
Property Tax Rates - Direct and Overlapping Governments
(Per \$1,000 of Assessed Valuation)
Last Ten Years

	2011	2010	2009	2008
Unvoted Millage				
Operating	\$2.3000	\$2.3000	\$2.3000	\$2.3000
Police Pension	0.3000	0.3000	0.3000	0.3000
<i>Total Unvoted Millage</i>	2.6000	2.6000	2.6000	2.6000
Voted Millage				
1989 Bond (\$4,950,000)	0.0000	0.0000	0.6000	0.6500
Total Millage	\$2.6000	\$2.6000	\$3.2000	\$3.2500
Overlapping Rates by Taxing District				
Brunswick City School District				
Residential/Agricultural Real	\$40.2598	\$38.1783	\$39.2500	\$39.2500
Commerical/Industrial and Public Utility Real	39.2077	38.3531	39.3375	39.2500
General Business and Public Utility Personal	68.5200	67.8200	68.9200	68.9200
Medina County				
Residential/Agricultural Real	6.5082	5.9807	5.9167	5.9261
Commerical/Industrial and Public Utility Real	6.4369	6.0632	5.9891	5.9752
General Business and Public Utility Personal	8.0400	8.0400	8.0700	8.0700
Medina JVSD				
Residential/Agricultural Real	2.1649	2.0048	2.0000	2.0000
Commerical/Industrial and Public Utility Real	2.0428	2.0158	2.0081	2.0000
General Business and Public Utility Personal	3.0500	3.0500	3.0500	3.0500
Medina County Library District				
Residential/Agricultural Real	2.0319	1.9378	2.1352	2.1388
Commerical/Industrial and Public Utility Real	1.9854	1.9696	2.1651	2.1605
General Business and Public Utility Personal	2.0500	2.0500	2.2500	2.2500
Medina County Park District				
Residential/Agricultural Real	0.7366	0.6775	0.6758	0.6777
Commerical/Industrial and Public Utility Real	0.7052	0.6969	0.6861	0.6922
General Business and Public Utility Personal	0.7500	0.7500	0.7500	0.7500

Source: Medina County Auditor

Note: The rates presented for a particular calendar year are the rates that, when applied to the assessed values presented in the Assessed Value Table, generated the property tax revenue billed in that year.

The City's basic property tax rate may be increased only by a majority vote of the City's residents.

The real property tax rates for the voted levies of the overlapping taxing districts are reduced so that inflationary increases in value do not generate additional revenue.

Overlapping rates are those of local and county governments that apply to property owners within the City.

Emergency and Debt Service levies are designed to raise a fixed amount of revenue each year. A rate is set each year so that when it is applied to the total assessed value, that fixed amount is generated.

2007	2006	2005	2004	2003	2002
\$2.3000	\$2.3000	\$2.3000	\$2.3000	\$2.3000	\$2.3000
0.3000	0.3000	0.3000	0.3000	0.3000	0.3000
2.6000	2.6000	2.6000	2.6000	2.6000	2.6000
0.6500	0.7500	0.7500	0.7500	0.7500	0.7500
\$3.2500	\$3.3500	\$3.3500	\$3.3500	\$3.3500	\$3.3500

\$39.9063	\$35.0086	\$36.7093	\$30.2578	\$30.2613	\$30.2027
40.3514	35.1698	36.6780	30.4282	30.2470	30.1135
70.3700	65.4700	67.1700	60.6700	60.6700	61.9200

6.2510	6.3361	6.3560	6.6504	6.6790	6.6166
6.2038	6.2805	6.2565	6.4669	6.4536	6.2451
8.0700	8.2100	8.2200	8.2300	8.2400	8.0600

2.0000	2.0000	2.0000	2.0000	2.0000	1.9996
2.0214	2.0274	2.0000	2.0281	2.0122	2.0000
3.0500	3.0500	3.0500	3.0500	3.0500	3.0500

1.6348	1.6397	1.6411	1.6903	0.6933	0.6968
1.6661	1.6677	1.6585	1.6974	0.6919	0.6869
2.2500	2.2500	2.2500	2.2500	1.2500	1.2500

0.7446	0.3790	0.3801	0.4088	0.4106	0.4121
0.7424	0.3654	0.3626	0.3826	0.3802	0.3771
0.7500	0.5000	0.5000	0.5000	0.5000	0.5000

City of Brunswick, Ohio
Principal Real Property Taxpayers
 2011 and 2002

<i>2011</i>		
Taxpayer	Real Property Assessed Valuation	Percentage of Real Property Assessed Valuation
Centro NP Brunswick Town Center	\$5,750,960	0.81 %
Mark Spagnuolo LLC	4,466,240	0.63
Village in the Park	4,199,800	0.60
Inland Brunswick Marketplace LLC	4,185,200	0.59
Laurel Road LTD	3,854,550	0.55
Ohio Edison Company	3,280,210	0.47
Cleveland Clinic Foundation	3,224,770	0.46
City of Brunswick	3,038,610	0.43
Clearbrooke Apartments LLC	2,729,490	0.39
Kimco Brunswick Associates	2,475,250	0.35
Total	\$37,205,080	5.28 %
Total Real Property Assessed Valuation	\$704,717,880	

<i>2002</i>		
Taxpayer	Real Property Assessed Valuation	Percentage of Real Property Assessed Valuation
Verizon North Incorporated	\$4,879,840	0.86 %
Cross Creeek Limited Partnership	4,286,330	0.75
Arc Brunswick LLC	3,352,210	0.59
Clearbrooke Limited Partnership	3,162,550	0.56
Kimco Brunswick Associates	3,137,490	0.55
Laurel Hill Development	3,135,250	0.55
Interstate Properties	2,693,550	0.47
Ohio Edison Company	2,314,170	0.41
Highland Square Limited	1,994,620	0.35
Village in the Park	1,960,360	0.34
Total	\$30,916,370	5.43 %
Total Real Property Assessed Valuation	\$569,430,520	

Source: Medina County, Ohio; County Auditor

City of Brunswick, Ohio
Property Tax Levies And Collections
Last Ten Years

Year	Total Tax Levy	Current Tax Collections	Percent of Current Tax Collections To Tax Levy	Delinquent Tax Collections	Total Tax Collections (1)	Percent of Total Tax Collections To Tax Levy	Accumulated Outstanding Delinquent Taxes	Percentage of Delinquent Taxes to Total Tax Levy
2011	\$1,845,355	\$1,775,856	96.23%	\$47,048	\$1,822,904	98.78%	\$68,228	3.70%
2010	2,062,762	1,897,099	91.97	70,619	1,967,718	95.39	61,158	2.96
2009	2,528,582	2,306,460	91.22	96,135	2,402,595	95.02	66,324	2.62
2008	2,628,104	2,306,771	87.77	74,966	2,381,737	90.63	76,520	2.91
2007	2,350,695	2,116,881	90.05	52,983	2,169,864	92.31	59,670	2.54
2006	2,409,404	2,180,128	90.48	75,763	2,255,891	93.63	90,449	3.75
2005	2,332,042	2,157,390	92.51	49,401	2,206,791	94.63	84,889	3.64
2004	2,130,856	1,985,132	93.16	53,788	2,038,920	95.69	42,785	2.01
2003	2,074,140	1,943,186	93.69	48,313	1,991,499	96.02	53,398	2.57
2002	2,015,896	1,881,416	93.33	44,610	1,926,026	95.54	44,813	2.22

Source: Medina County, Ohio; County Auditor

(1) State reimbursement of rollback and homestead exemptions are included.

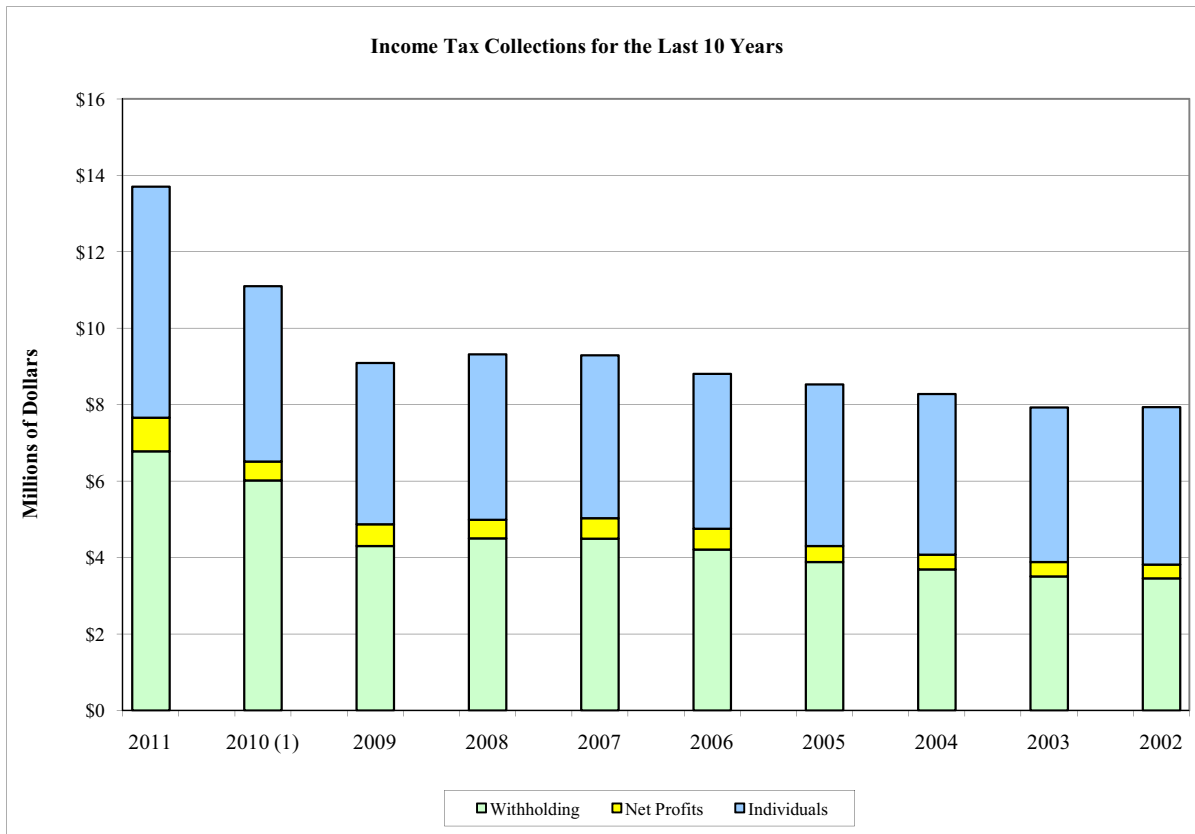
Note: The County does not identify delinquent collections by the year for which the tax was levied.

City of Brunswick, Ohio
Income Tax Revenue Base and Collections
(Modified Accrual Basis)
Last Ten Years

Tax Year	Tax Rate	Total Tax Collected	Taxes from Withholding	Percentage of Taxes from Withholding	Taxes From Net Profits	Percentage of Taxes from Net Profits	Taxes From Individuals	Percentage of Taxes from Individuals
2011	1.85%	\$13,703,676	\$6,781,949	49.49%	\$875,665	6.39%	\$6,046,062	44.12%
2010 (1)	1.85	11,099,563	6,017,073	54.21	495,041	4.46	4,587,449	41.33
2009	1.35	9,094,629	4,299,031	47.27	570,233	6.27	4,225,365	46.46
2008	1.35	9,322,892	4,500,160	48.27	489,452	5.25	4,333,280	46.48
2007	1.35	9,294,739	4,498,654	48.40	530,730	5.71	4,265,355	45.89
2006	1.35	8,812,121	4,206,907	47.74	546,352	6.20	4,058,862	46.06
2005	1.35	8,531,528	3,881,845	45.50	421,457	4.94	4,228,225	49.56
2004	1.35	8,278,142	3,692,051	44.60	383,278	4.63	4,202,813	50.77
2003	1.35	7,926,691	3,509,939	44.28	378,103	4.77	4,038,649	50.95
2002	1.35	7,937,383	3,455,143	43.53	364,326	4.59	4,117,914	51.88

(1) In 2010, the tax rate was increased .5 percent by voters to increase funding for safety forces.

Note: The City is prohibited by statute from presenting information regarding individual taxpayers.



City of Brunswick, Ohio
Ten Largest Municipal Income Tax Withholding Accounts
Tax Years 2011 and 2002

Tax Year 2011		
Taxpayers	Municipal Income Tax Withholding	Percent of Income Tax Collections
Brunswick City Schools		
Brunswick Auto Mart, Inc.		
City of Brunswick		
Riser Foods Company		
Cleveland Clinic Foundation		
Digestive Disease Consultant		
Southwest General		
Turf Care Supply Corporation		
A Raymond Tinnerman Manufacturing		
E. T. Healthcare Providers, Inc.		
Total	1,750,315	12.77 %
Total Municipal Income Tax Collection	\$13,703,676	

Tax Year 2002		
Taxpayers	Municipal Income Tax Withholding	Percent of Income Tax Collections
Brunswick City Schools		
City of Brunswick		
Brunswick Auto Mart, Inc		
Trans Technology		
Transitional Living Centers		
Litehouse Products, Inc.		
Tops Markets, LLC		
W.W. Williams Midwest, Inc.		
Medina Blanking, Inc.		
Pearlview, Inc.		
Total	969,973	12.23 %
Total Municipal Income Tax Collection	\$7,937,383	

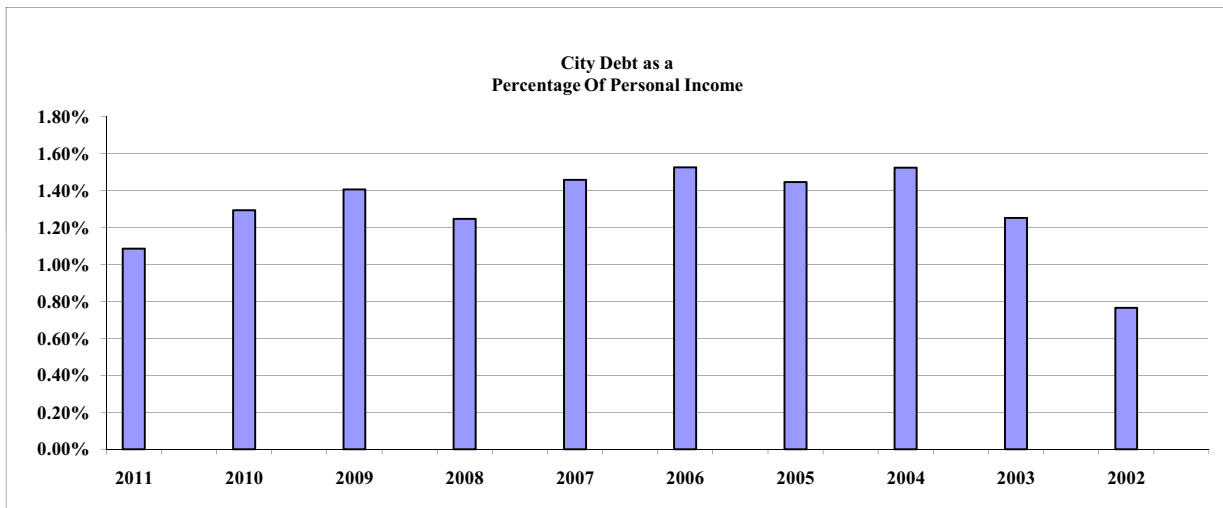
Source: City Financial Records

Note: The City is unable to disclose the amounts of municipal income tax withholding by individual taxpayer.

Note: The City income tax rate increased from 1.35% to 1.85% effective January 1, 2010.

City of Brunswick, Ohio
*Ratios of Outstanding Debt to
 Total Personal Income and Debt Per Capita
 Last Ten Years*

Fiscal Year	General Obligation Bonds	Special Assessment Bonds	OPWC Loans	Notes Payable	Governmental Capital Leases	Business-Type Capital Leases	Total Debt	Percentage of Personal Income (1)	Per Capita (2)
2011	\$4,462,830	\$1,597,631	\$426,030	\$3,345,000	\$105,195	\$0	\$9,936,686	1.08%	\$290
2010	4,756,836	1,791,298	180,360	2,825,000	153,837	0	9,707,331	1.29	283
2009	5,446,141	1,979,666	170,047	3,000,000	215,733	2,395	10,813,982	1.40	308
2008	1,245,908	1,728,992	159,347	6,980,000	277,005	7,023	10,398,275	1.25	298
2007	1,709,812	1,881,397	162,723	8,060,000	335,352	11,444	12,160,728	1.46	348
2006	2,155,529	2,037,985	181,283	7,120,000	202,348	15,668	11,712,813	1.52	334
2005	2,579,251	1,609,510	195,803	6,595,000	80,128	19,703	11,079,395	1.45	317
2004	3,011,973	1,723,996	151,176	6,705,000	0	0	11,592,145	1.52	334
2003	3,414,695	1,863,482	35,000	4,175,000	0	0	9,488,177	1.25	275
2002	3,752,085	1,958,463	50,000	0	0	0	5,760,548	0.76	168



(1) Personal income information is on S25

(2) Per capita information is on S25

City of Brunswick, Ohio
*Ratio of General Obligation Bonded Debt to Estimated True
 Value of Taxable Property and Bonded Debt Per Capita
 Last Ten Years*

Fiscal Year	General Obligation Bonds	Estimated True Value of Taxable Property	Ratio of Bonded Debt to Estimated True Value of Taxable Property	Bonded Debt per Capita
2011	\$4,462,830	\$2,069,750,339	0.22%	\$117
2010	4,756,836	2,151,086,068	0.22	125
2009	5,446,141	2,182,067,742	0.25	143
2008	1,245,908	2,366,641,390	0.05	33
2007	1,709,812	2,086,769,071	0.08	45
2006	2,155,529	2,095,273,545	0.10	59
2005	2,579,251	2,067,627,632	0.12	71
2004	3,011,973	1,887,890,946	0.16	84
2003	3,414,695	1,850,814,758	0.18	100
2002	3,752,085	1,792,817,670	0.21	110

City of Brunswick, Ohio
Legal Debt Margin Information
Last Ten Years

	2011	2010	2009	2008	2007
Overall Debt Limitation (10.5% of Assessed Valuation)	\$74,853,673	\$79,051,791	\$78,270,329	\$79,481,593	\$73,283,052
Net Debt Within 10.5% Limitations	7,450,251	7,295,323	7,276,354	6,718,021	9,006,052
Overall Legal Debt Margin Within 10.5% Limitations	<u>\$67,403,422</u>	<u>\$71,756,468</u>	<u>\$70,993,975</u>	<u>\$72,763,572</u>	<u>\$64,277,000</u>
Total net debt applicable to the limit as a percentage of debt limit	9.95%	9.23%	9.30%	8.45%	12.29%
Unvoted Debt Limitation (5.5% of Assessed Valuation)	\$39,209,067	\$41,408,081	\$40,998,744	\$41,633,215	\$38,386,361
Net Debt Within 5.5% Limitations	7,450,251	7,295,323	7,276,354	6,718,021	9,006,052
Unvoted Legal Debt Margin Within 5.5% Limitations	<u>\$31,758,816</u>	<u>\$34,112,758</u>	<u>\$33,722,390</u>	<u>\$34,915,194</u>	<u>\$29,380,309</u>
Total net debt applicable to the limit as a percentage of debt limit	19.00%	17.62%	17.75%	16.14%	23.46%

Legal Debt Margin Calculation for Fiscal Year 2011

	Unvoted Margin Within 5.5%	Overall Margin Within 10.5%
Assessed property value	<u>\$712,892,120</u>	<u>\$712,892,120</u>
Overall Debt Limitation (percentage of assessed valuation)	<u>\$39,209,067</u>	<u>\$74,853,673</u>
Gross Indebtedness	9,811,127	9,811,127
Less: Special Assessment Bonds	(1,591,433)	(1,591,433)
OPWC Loans	(426,029)	(426,029)
General Obligation Bond Retirement Fund Balance	<u>(343,414)</u>	<u>(343,414)</u>
Net Debt Within Limitations	<u>7,450,251</u>	<u>7,450,251</u>
Legal Debt Margin Within Limitations	<u>\$31,758,816</u>	<u>\$67,403,422</u>

Note: Under State of Ohio finance law, the City of Brunswick's outstanding general obligation debt should not exceed 10.5 percent of total assessed property value. In addition, the outstanding general obligation debt net of voted debt should not exceed 5.5 percent of total assessed property value. By law, the general obligation debt subject to the limitation is offset by amounts set aside for repaying general obligation bonds.

2006	2005	2004	2003	2002
\$74,399,044	\$74,809,222	\$68,265,042	\$66,910,128	\$64,873,788
8,424,574	8,531,833	9,167,028	7,069,072	3,155,364
<u>\$65,974,470</u>	<u>\$66,277,389</u>	<u>\$59,098,014</u>	<u>\$59,841,056</u>	<u>\$61,718,424</u>
11.32%	11.40%	13.43%	10.57%	4.86%
\$38,970,928	\$39,185,783	\$35,757,879	\$35,048,162	\$33,981,508
8,424,574	6,706,833	9,167,028	7,069,072	3,155,364
<u>\$30,546,354</u>	<u>\$32,478,950</u>	<u>\$26,590,851</u>	<u>\$27,979,090</u>	<u>\$30,826,144</u>
21.62%	17.12%	25.64%	20.17%	9.29%

City of Brunswick, Ohio
*Computation of Direct and Overlapping
Debt Attributable to Governmental Activities
December 31, 2011*

	Debt Attributable to Governmental Activities	Percentage Applicable to City (1)	Amount of Direct and Overlapping Debt
Direct Debt:			
City of Brunswick			
General Obligation Bonds	\$4,462,830	100.00%	\$4,462,830
Special Assessment Bonds	1,597,631	100.00	1,597,631
Capital Leases	105,195	100.00	105,195
OPWC Loans	426,030	100.00	426,030
Notes	<u>3,345,000</u>	100.00	<u>3,345,000</u>
Total Direct Debt	<u>9,936,686</u>		<u>9,936,686</u>
Overlapping Debt:			
Payable from Property Taxes			
Medina County Bonds	4,444,235	1.95	86,663
Brunswick City School District Bonds	39,341,188	59.28	23,321,456
Payable from Other Sources:			
Medina County Special Assessment Bonds	885,051	1.95	17,258
Medina County OWDA Loans	<u>610,157</u>	1.95	<u>11,898</u>
Total Overlapping Debt	<u>45,280,631</u>		<u>23,437,275</u>
Total Direct and Overlapping Debt	<u><u>\$55,217,317</u></u>		<u><u>\$33,373,961</u></u>

Source: Medina County, Ohio; County Auditor

- (1) Percentages were determined by dividing the assessed valuation of the overlapping government located within the boundaries of the City by the total assessed valuation of the government. The valuations used were for the 2010 collection year.

City of Brunswick, Ohio
Demographic and Economic Statistics
Last Ten Years

Year	Population (1)	Total Personal Income	Median Family Income (1)	Per Capita Income (1)	Unemployment Rate (2)		City Square Miles (3)
					Medina County	State of Ohio	
2011	34,255	\$916,149,975	\$62,022	\$26,745	6.7%	8.6%	12.70
2010	34,255	751,451,935	62,080	21,937	8.2	10.1	12.70
2009	35,094	769,857,078	62,080	21,937	8.3	10.2	12.70
2008	34,851	764,526,387	62,080	21,937	5.8	6.5	12.70
2007	34,898	765,557,426	62,080	21,937	5.8	5.8	12.70
2006	35,026	768,365,362	62,080	21,937	4.7	5.5	12.70
2005	34,947	766,632,339	62,080	21,937	4.7	5.9	12.60
2004	34,685	760,884,845	62,080	21,937	4.9	5.9	12.60
2003	34,561	758,164,657	62,080	21,937	5.0	6.1	12.60
2002	34,385	754,303,745	62,080	21,937	4.5	5.7	12.60

(1) U.S. Census Bureau (www.census.gov)

(2) Ohio Bureau of Employment Services (annual average); U.S. Department of Labor, Bureau of Labor Statistics

(3) City Records

City of Brunswick, Ohio

Principal Employers

2011 and 2002

2011			
Employer	Nature of Activity	Total Employment	Percentage of Total City Employment
Brunswick City Schools	Education		
Riser Foods Company	Grocery Store		
Marc Glassman, Inc.	Grocery Store		
Melrose Grille LLC	Restraunt/Retail		
ET Healthcare Providers	Care Facility		
Beuhler Food Markets Inc.	Grocery Store		
City of Brunswick	Municipal Government		
Brunswick Auto Mart	Auto Dealer		
Home Depot	Retail		
Southwest General	Health Care Facility		
Total		<u>3,357</u>	<u>20.11%</u>
Total Employment within the City		<u>16,692</u>	

2002			
Employer	Nature of Activity	Total Employment	Percentage of Total City Employment
Brunswick City Schools	Education		
City of Brunswick	Municipal Government		
Tops Markets LLC	Grocery Store		
S & T Nursing Home	Care Facility		
Mapleside Farms Inc.	Restraunt/Retail		
Litehouse Products, Inc.	Retail Distribution		
Kmart	Retail		
Legacy Ford Inc.	Auto Dealer		
Riser Foods	Grocery Store		
United Mortgage Group Inc.	Mortgage Company		
Total		<u>2,995</u>	<u>18.30%</u>
Total Employment within the City		<u>16,366</u>	

Source: City Financial Records and Estimate for Total Employment within the City.

These may include full-time, part-time, temporary and transient employees.

Note: The City is unable to disclose the number of employees by individual taxpayer.

(This Page Intentionally Left Blank)

City of Brunswick, Ohio
Full-Time Equivalent City Government Employees by Function/Program
Last Ten Years

Function/Program	2011	2010	2009	2008	2007
General Government					
City Manager	2.00	1.00	2.00	2.00	2.00
Council	5.00	5.00	5.00	5.50	5.00
Mayor/Mayor's Court	1.50	1.50	2.00	2.00	2.00
Finance	3.50	2.50	5.00	5.00	7.00
Income Tax	3.50	3.50	3.00	3.00	5.00
Law	3.00	3.00	3.50	3.50	3.50
Engineer	1.00	1.00	1.00	1.00	1.00
Administrative Services					
(Purchasing and H/R)	1.50	1.50	1.50	1.50	1.50
Information Systems	2.50	2.50	2.50	2.50	1.00
Security of Persons and Property					
Safety Director	0.00	0.00	0.00	0.00	1.00
Police and Communication Specialists	56.50	56.00	54.00	56.00	52.50
Animal Control	1.50	1.50	1.50	1.50	1.50
Fire and Clerical Staff	28.00	28.00	28.50	29.50	28.50
Community Environment					
Planning and Zoning	1.50	1.50	2.50	2.50	2.00
Building	5.00	5.00	7.00	7.00	8.00
Economic Development	1.50	1.50	1.50	1.50	1.50
Refuse (Business-Type Activities)	1.00	1.00	1.00	1.00	1.00
Stormwater (Business-Type Activities)	0.50	1.00	1.00	1.00	1.00
Cable TV	3.50	4.00	4.00	4.00	4.50
Leisure Time Activities					
Recreation Center	26.00	25.50	24.00	25.00	41.50
Senior Citizens	0.00	0.00	1.00	1.00	1.00
Parks	2.50	2.50	3.00	6.50	12.00
Transportation					
Streets	14.00	15.00	18.00	20.50	24.00
Brunswick Transit Alternative	0.50	0.50	1.00	1.00	1.00
Totals:	<u>165.50</u>	<u>164.50</u>	<u>173.50</u>	<u>184.00</u>	<u>209.00</u>

Note: All part-time employees, Council Members and Mayor were counted as 0.5 FTE's for the purpose of this table as of December 31, 2011. The above also excludes seasonal park personnel.

Source: City Records

<u>2006</u>	<u>2005</u>	<u>2004</u>	<u>2003</u>	<u>2002</u>
2.00	2.00	2.00	2.00	2.00
5.00	5.00	5.00	5.00	5.00
2.00	2.00	2.00	2.00	2.00
7.00	7.00	8.00	8.00	8.00
5.00	5.00	5.00	5.00	5.00
3.50	3.50	3.50	3.50	3.50
1.00	1.00	1.00	1.00	1.00
1.50	1.50	1.50	1.50	1.50
1.00	1.00	1.00	1.00	1.00
1.00	1.00	1.00	1.00	1.00
57.00	55.00	55.50	63.00	58.50
1.50	1.50	0.50	2.50	2.00
32.00	31.00	30.00	35.00	34.00
2.00	1.50	2.00	2.00	2.00
6.50	6.50	6.00	9.00	8.00
1.00	1.00	1.00	1.00	1.00
1.00	1.00	1.00	1.00	1.00
1.00	1.00	1.00	1.00	1.00
4.00	4.00	3.50	2.50	2.50
47.50	46.50	44.00	50.00	42.50
1.00	1.00	1.00	1.00	1.00
12.00	11.00	7.00	12.00	9.00
24.50	24.00	21.50	23.50	20.00
1.00	1.00	1.00	1.00	1.00
<u>221.00</u>	<u>215.00</u>	<u>205.00</u>	<u>234.50</u>	<u>213.50</u>

City of Brunswick, Ohio
Capital Assets Statistics by Function/Program
Last Ten Years

Function/Program	2011	2010	2009	2008
Police				
Stations	1	1	1	1
Vehicles (Police Cruisers Only)	18	18	18	17
Fire				
Stations	2	2	2	2
Vehicles	13	13	13	12
Highways and Streets				
Streets (in miles)	133	133	133	133
Traffic Signals	26	26	26	26
Other Public Services Vehicles	31	31	31	38
Garages	1	1	1	1
Salt Domes	2	2	2	2
Brunswick Transit Alternative				
Garages	1	1	1	1
Service Vehicles	6	6	5	5
Recreation				
Recreation Center	1	1	1	1
Number of Parks	23	23	19	19
Number of Baseball Diamonds	9	9	9	9
Number of Playgrounds	14	14	15	15
Number of Tennis Courts	9	9	11	11
Number of Full Sized Soccer Fields	7	7	7	7
Vehicles	16	16	16	17
Cable TV				
Studios	1	1	1	1
Cameras	25	30	22	23

Source: City Records

2007	2006	2005	2004	2003	2002
1	1	1	1	1	1
15	16	16	15	15	15
2	2	2	2	2	2
13	14	14	14	14	17
133	133	130	130	130	130
25	24	21	21	21	21
38	37	36	34	31	26
1	1	1	1	1	1
2	2	1	1	1	1
1	1	1	1	1	1
5	5	5	8	7	5
1	1	1	1	1	1
19	19	19	19	N/A	N/A
9	9	9	9	N/A	N/A
15	15	15	15	N/A	N/A
11	11	11	11	N/A	N/A
7	7	7	7	N/A	N/A
17	17	17	15	N/A	N/A
1	1	1	1	1	1
16	12	12	10	8	4

City of Brunswick, Ohio
Operating Indicators by Function/Program
Last Ten Years

Function/Program	2011	2010	2009	2008	2007
Safety Services:					
Police Expenditures (in thousands)	\$6,170	\$6,172	\$5,978	\$5,979	\$6,137
Total Arrests	5,503	5,774	6,053	5,737	5,957
Traffic Violations	4,077	4,301	4,643	4,642	4,865
Parking Violations	938	1,042	1,017	994	922
Motor Vehicle Accidents	762	755	707	433	650
Calls for Service/Incident reports	47,118	46,365	45,255	43,491	40,087
Calls per Resident	1.38	1.35	1.29	1.14	1.05
Average Cost per Resident (1)	\$180.12	\$180.18	\$170.34	\$157.13	\$161.29
Fire Expenditures (in thousands)	\$3,368	\$3,425	\$3,577	\$3,406	\$3,075
Inspections	581	356	310	529	464
Emergency Response Calls	2,203	1,974	2,521	2,166	2,368
Transport from Emergency Response Calls	1,686	1,508	1,694	1,648	1,558
Fire Calls	349	341	340	369	375
Total Calls	2,552	2,315	4,555	4,183	4,301
Avg Call per Resident	0.07	0.07	0.13	0.11	0.11
Average Cost per Resident (1)	\$98.32	\$99.99	\$101.93	\$97.73	\$80.81
Brunswick Transit Alternative Expenditures (in thousands)	\$325	\$378	\$374	\$398	\$381
Total Vehicle Mile	112,001	116,056	121,081	128,108	128,056
Cost per Vehicle Mile (1)	\$2.90	\$3.26	\$3.09	\$3.11	\$2.98
Recreation and Parks					
Recreation Center Expenditures (in thousands)	\$941	\$967	\$1,048	\$1,186	\$1,026
Members	9,281	9,514	8,000	7,372	6,882
Programs Conducted	735	930	1,100	800	815
Community Free Events	3	10	10	15	21
Average Cost per Resident (1)	\$27.47	\$28.23	\$29.86	\$31.17	\$26.97
Parks Expenditures (in thousands)	\$328	\$367	\$522	\$686	\$601
Hours maintaining parks and City Buildings	7,200	7,600	7,800	8,000	7,700
Hours preparing Fields/Ball Diamonds	2,400	2,400	2,400	2,500	2,400
Hours of Snow removal	250	1,100	900	1,000	1,200
Hours of Naturalist Programs	0	0	480	640	620
Hours of Horticulture, Tree Care, etc.	40	214	1,600	1,650	1,650
Average Cost per Resident (1)	\$9.58	\$10.71	\$14.87	\$18.03	\$15.79
Other Services					
Cable TV Expenditures (in thousands)	\$407	\$926	\$678	\$318	\$353
Programs (hours)	1,000	1,000	900	700	950
Average cost per Resident (1)	11.88	27.03	19.32	8.36	9.26
Refuse Account	11,334	11,214	11,219	11,181	11,165
Cost per resident/year (1)	\$220	\$208	\$196	\$162	\$162
Building Expenditures (in thousands)	\$496	\$581	\$604	\$596	\$592
Building Permits Issued	1,344	1,574	1,486	1,476	1,199
New Residential Units	33	72	44	37	37
New Commercial Units	4	3	1	6	4
New Industrial Units	0	1	1	0	2
Site Plan Approvals	75	88	12	37	19
Property Maintenance Court Citations	37	21	15	43	52
Property Maintenance Violations	590	316	118	582	623
Average Cost per Resident (1)	\$14.48	\$16.96	\$17.21	\$17.10	\$15.55

(1) Cost is calculated on a cash basis.
Source: City Records

2006	2005	2004	2003	2002
\$5,792	\$5,098	\$5,126	\$4,932	\$4,550
5,999	5,698	5,258	7,257	7,120
4,433	4,195	3,712	5,284	5,417
817	742	507	1,000	889
765	812	729	781	812
36,027	34,323	35,177	40,653	37,540
0.98	0.95	0.98	1.19	1.10
\$158.27	\$140.44	\$142.85	\$144.67	\$133.44
\$3,196	\$2,988	\$2,755	\$3,065	\$2,822
338	208	70	220	164
1,993	2,056	1,849	1,908	1,850
1,567	1,682	1,483	1,520	1,424
375	458	392	394	666
3,935	4,196	3,724	3,822	3,940
0.11	0.12	0.10	0.11	0.12
\$87.33	\$82.30	\$76.79	\$89.89	\$82.77
\$378	\$360	\$340	\$314	\$276
129,372	129,758	131,700	132,225	132,300
\$2.92	\$2.77	\$2.58	\$2.38	\$2.09
\$1,209	\$1,271	\$1,252	\$1,277	\$1,176
5,865	2,812	4,135	N/A	N/A
840	785	793	N/A	N/A
16	12	15	N/A	N/A
\$33.05	\$35.01	\$34.89	\$37.45	\$34.49
\$630	\$687	\$611	\$546	\$495
7,778	8,709	8,910	N/A	N/A
2,450	2,000	1,750	N/A	N/A
1,000	1,350	1,200	N/A	N/A
618	701	600	N/A	N/A
1,634	1,800	1,800	N/A	N/A
\$17.21	\$18.91	\$17.03	\$16.02	\$14.51
\$212	\$260	\$347	\$222	\$183
800	740	700	500	250
5.81	7.17	9.67	6.50	5.37
11,144	10,955	10,891	70,765	N/A
\$146	\$145	\$144	\$145	N/A
\$568	\$576	\$564	\$571	\$560
1,454	1,466	1,874	1,351	1,470
52	71	294	123	138
8	2	9	15	10
2	2	3	5	1
33	12	31	32	23
86	81	79	35	66
578	588	1,302	N/A	N/A
\$15.51	\$15.87	\$15.72	\$16.75	\$16.41

(This Page Intentionally Left Blank)



Dave Yost • Auditor of State

CITY OF BRUNSWICK

MEDINA COUNTY

CLERK'S CERTIFICATION

This is a true and correct copy of the report which is required to be filed in the Office of the Auditor of State pursuant to Section 117.26, Revised Code, and which is filed in Columbus, Ohio.

Susan Babbitt

CLERK OF THE BUREAU

CERTIFIED
JULY 17, 2012