

**HIGHLAND COUNTY JOINT TOWNSHIP
HOSPITAL DISTRICT**

CONSOLIDATED FINANCIAL STATEMENTS

DECEMBER 31, 2010 AND 2009



Dave Yost • Auditor of State

Board of Trustees and Hospital Board of Governors
Highland County Joint Township Hospital District
1275 N. High Street
Hillsboro, Ohio 45133

We have reviewed the *Report of Independent Auditors* of the Highland County Joint Township Hospital District, Highland County, prepared by Blue & Co., LLC, for the audit period January 1, 2010 through December 31, 2010. Based upon this review, we have accepted these reports in lieu of the audit required by Section 117.11, Revised Code. The Auditor of State did not audit the accompanying financial statements and, accordingly, we are unable to express, and do not express an opinion on them.

Our review was made in reference to the applicable sections of legislative criteria, as reflected by the Ohio Constitution, and the Revised Code, policies, procedures and guidelines of the Auditor of State, regulations and grant requirements. The Highland County Joint Township Hospital District is responsible for compliance with these laws and regulations.

A handwritten signature in black ink that reads "Dave Yost".

Dave Yost
Auditor of State

April 14, 2011

This Page is Intentionally Left Blank.

HIGHLAND COUNTY JOINT TOWNSHIP HOSPITAL DISTRICT

TABLE OF CONTENTS DECEMBER 31, 2010 AND 2009

	Page
Report of Independent Auditors	1
Required Supplementary Information	
Management's Discussion and Analysis (unaudited)	i-viii
Consolidated Financial Statements	
Consolidated Balance Sheets	3
Consolidated Statements of Operations and Changes in Net Assets	5
Consolidated Statements of Cash Flows	6
Notes to Consolidated Financial Statements	8
Supplementary Information	
Consolidating Balance Sheets	27
Consolidating Statements of Operations, and Changes in Net Assets	31
Report on Internal Control over Financial Reporting and on Compliance and Other Matters Based on an Audit of Financial Statements Performed in Accordance With Government Auditing Standards	33



Blue & Co., LLC / 8800 Lyra Drive, Suite 450 / Columbus, OH 43240
main 614.885.BLUE (2583) fax 614.885.0580 email blue@blueandco.com

REPORT OF INDEPENDENT AUDITORS

Board of Trustees and Hospital Board of Governors
HIGHLAND COUNTY JOINT TOWNSHIP HOSPITAL DISTRICT
Hillsboro, Ohio

We have audited the accompanying consolidated balance sheets of Highland County Joint Township Hospital District (the Hospital) as of December 31, 2010 and 2009, and the related consolidated statements of operations and changes in net assets and cash flows for the years then ended. These consolidated financial statements are the responsibility of the Hospital's management. Our responsibility is to express an opinion on these consolidated financial statements based on our audits.

We conducted our audits in accordance with auditing standards generally accepted in the United States of America and the standards applicable to financial audits contained in *Government Auditing Standards* issued by the Comptroller General of the United States. Those standards require that we plan and perform the audit to obtain reasonable assurance about whether the consolidated financial statements are free of material misstatement. An audit includes examining, on a test basis, evidence supporting the amounts and disclosures in the consolidated financial statements. An audit also includes assessing the accounting principles used and significant estimates made by management, as well as evaluating the overall financial statement presentation. We believe that our audits provide a reasonable basis for our opinion.

In our opinion, the consolidated financial statements referred to above present fairly, in all material respects, the consolidated financial position of Highland County Joint Township Hospital District as of December 31, 2010 and 2009, and the consolidated results of its operations, changes in net assets and cash flows for the years then ended in conformity with accounting principles generally accepted in the United States of America.

In accordance with *Government Auditing Standards*, we have also issued a report dated March 24, 2011 on our consideration of the Hospital's internal control over financial reporting and on our tests of its compliance with certain provisions of laws, regulations, contracts and grant agreements and other matters. The purpose of that report is to describe the scope of our testing of internal control over financial reporting and compliance and the results of that testing and not to provide an opinion on the internal control over financial reporting or on compliance. That report is an integral part of an audit performed in accordance with *Government Audit Standards* and should be read in conjunction with this report when assessing the results of our audits.

Board of Trustees and Hospital Board of Governors
HIGHLAND COUNTY JOINT TOWNSHIP HOSPITAL DISTRICT

Accounting principles generally accepted in the United States of America require that the management's discussion and analysis on pages i through viii be presented to supplement the basic financial statements. Such information, although not a part of the basic financial statements, is required by the Governmental Accounting Standards Board who considers it to be an essential part of financial reporting for placing the basic financial statements in an appropriate operational, economic, or historical context. We have applied certain limited procedures to the required supplementary information in accordance with auditing standards generally accepted in the United States of America, which consisted of inquiries of management about the methods of preparing the information and comparing the information for consistency with management's responses to our inquiries, the basic financial statements, and other knowledge we obtained during our audit of the basic financial statements. We do not express an opinion or provide any assurance on the information because the limited procedures do not provide us with sufficient evidence to express an opinion or provide any assurance.

Our audits were conducted for the purpose of forming an opinion on the consolidated financial statements as a whole. The consolidating balance sheets and consolidating statements of operations and changes in net assets are presented for purposes of additional analysis and is not a required part of the consolidated financial statements. Such information is the responsibility of management and was derived from and relates directly to the underlying accounting and other records used to prepare the consolidated financial statements. The information has been subjected to the auditing procedures applied in the audit of the consolidated financial statements and certain additional procedures, including comparing and reconciling such information directly to the underlying accounting and other records used to prepare the consolidated financial statements or to the consolidated financial statements themselves, and other additional procedures in accordance with auditing standards generally accepted in the United States of America. In our opinion, this information is fairly stated in all material respects in relations to the consolidated financial statements as a whole.

Bene G., LLC

March 24, 2011

Highland County Joint Township Hospital District

Management's Discussion and Analysis (unaudited)

The discussion and analysis of Highland County Joint Township Hospital District's (the Hospital) consolidated financial statements provides an overview of the Hospital's financial activities for the years ended December 31, 2010 and 2009. The financial statements reflect consolidated information for the Hospital and blended component units, therefore, management's discussion and analysis will focus on the consolidated financial statements. Management is responsible for the completeness and fairness of the financial statements and the related footnote disclosures along with this discussion and analysis.

Financial Highlights

The Hospital's total assets and deferred outflows decreased by \$1,051,203 and total liabilities decreased by \$1,466,121 during the year ended December 31, 2010. Net assets increased \$414,918, or 1.9%, in 2010. The increase in net assets resulted primarily from the Hospital's control of operating expenses. As described in Note 2 in the notes to the consolidated financial statements, during 2010 Governmental Accounting Standards Board's Statement No. 53, *Accounting and Financial Reporting for Derivative Instruments* was implemented, and prior year net assets were restated accordingly.

Using This Annual Report

The Hospital's financial statements consist of three statements—a Balance Sheet; a Statement of Operations and Changes in Net Assets; and a Statement of Cash Flows. These financial statements and related notes provide information about the activities of the Hospital, including resources held by the Hospital but restricted for specific purpose by contributors, grantors, or enabling legislation.

The Balance Sheet and Statement of Operations and Changes in Net Assets

One of the most important questions asked about the Hospital's finances is, "Is the Hospital as a whole better off or worse off as a result of last year's activities?" The balance sheet and statement of operations and changes in net assets report information about the Hospital's resource and its activities in a way that helps answer this question. These statements include all restricted and unrestricted assets and all liabilities using the accrual basis of accounting. All of the current year's revenues and expenses are taken into account regardless of when cash is received or paid.

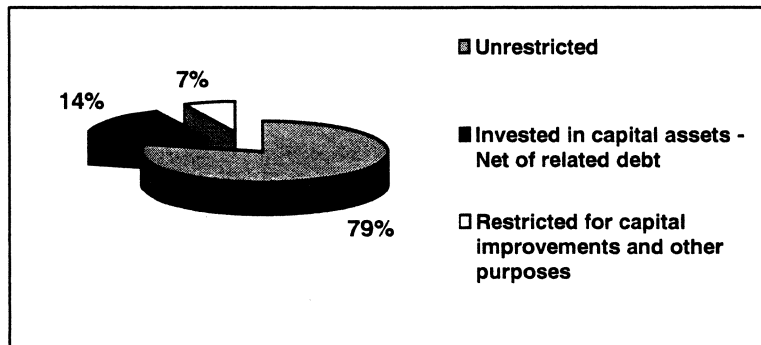
These two statements report the Hospital's net assets and changes in them. You can think of the Hospital's net assets - the difference between assets and liabilities - as one way to measure the Hospital's financial health, or financial position. Over time, increases or decreases in the Hospital's net assets are one indicator of whether its financial health is improving or deteriorating. You will need to consider other nonfinancial factors, however, such as changes in the Hospital's patient base and measures of the quality of service it provides to the community, as well as local economic factors to assess the overall health of the Hospital.

Highland County Joint Township Hospital District

Management's Discussion and Analysis (unaudited)

The Hospital's Net Assets

The following chart provides a breakdown of net assets by category at December 31, 2010.



For the year ended December 31, 2010, the Hospital's revenues and other support exceeded expenses and net nonoperating loss creating an increase in net assets of \$414,918 compared to a \$2,080,610 increase in the previous year.

Highland County Joint Township Hospital District

Management's Discussion and Analysis (unaudited)

Condensed Financial Information

As further discussed in Note 2 to the Consolidated Financial statements, the Hospital adopted Governmental Accounting Standards Board's Statement No. 53, *Accounting and Financial Reporting for Derivative Instruments*, and has retroactively restated the 2009 and 2008 amounts presented in this section as required by the new guidance. The following is a comparative analysis of the major components of the balance sheet of the Hospital as of December 31, 2010, 2009 and 2008:

	December 31		
	2010	2009	2008
Assets:			
Current assets	\$ 14,068,115	\$ 15,139,869	\$ 15,906,395
Noncurrent assets	10,633,933	11,002,925	8,112,810
Capital assets	13,906,897	13,596,053	14,839,481
Deferred outflows	672,204	593,505	869,400
Total assets and deferred outflows	<u>\$ 39,281,149</u>	<u>\$ 40,332,352</u>	<u>\$ 39,728,086</u>
Liabilities:			
Current liabilities	\$ 5,004,794	\$ 5,707,068	\$ 6,016,506
Long-term liabilities	11,473,825	12,237,672	13,404,578
Total liabilities	<u>\$ 16,478,619</u>	<u>\$ 17,944,740</u>	<u>\$ 19,421,084</u>
Net assets:			
Invested in capital assets - net of debt	\$ 3,231,100	\$ 1,770,674	\$ 2,183,207
Restricted assets	1,484,877	1,939,436	1,918,750
Unrestricted	18,086,553	18,677,502	16,205,045
Total net assets	<u>\$ 22,802,530</u>	<u>\$ 22,387,612</u>	<u>\$ 20,307,002</u>

During 2010, current assets decreased by 7%, driven by a decrease in cash and prepaid expenses and other current assets. Noncurrent assets decreased during 2010 primarily due to a decrease in assets whose use is limited. Total liabilities decreased 8% during the year due to repayment of a portion of the long-term debt during 2010. Net assets invested in capital assets, net of related debt, increased primarily due to new capital additions.

Highland County Joint Township Hospital District

Management's Discussion and Analysis (unaudited)

Operating Results and Changes in the Hospital's Net Assets

Operating Results and Changes in Net Assets

	Year Ended December 31		
	2010	2009	2008
Operating revenues			
Net patient service revenue	\$ 43,975,032	\$ 46,004,039	\$ 44,136,162
Other operating revenue	716,177	830,930	853,671
Total operating revenues	44,691,209	46,834,969	44,989,833
Operating expenses			
Salaries and wages	18,162,210	18,176,971	18,023,753
Employee benefits	5,537,448	6,482,335	6,317,884
Supplies	7,533,637	7,376,023	6,720,538
Purchased services	5,100,815	4,961,321	4,793,310
Physician fees	1,713,162	1,771,345	1,473,744
Depreciation and amortization	2,833,186	2,613,753	2,367,089
Professional fees	103,906	188,083	179,957
Utilities	974,720	1,005,038	1,065,918
Insurance	483,548	435,623	571,112
Other	1,537,279	1,161,385	1,046,070
Total operating expenses	43,979,911	44,171,877	42,559,375
Income from operations	711,298	2,663,092	2,430,458
Nonoperating gains (losses)			
Investment income	17,984	175,465	124,261
Capital grants	89,188	35,953	53,765
Interest earned on restricted assets	95,125	127,904	221,768
Interest expense	(498,579)	(951,561)	(963,955)
Other nonoperating gains	(98)	29,757	46,812
Total nonoperating gains (losses)	(296,380)	(582,482)	(517,349)
Excess of revenue over expenses	414,918	2,080,610	1,913,109
Net assets - beginning of year	22,387,612	20,307,002	18,393,893
Net assets - end of year	\$ 22,802,530	\$ 22,387,612	\$ 20,307,002

Highland County Joint Township Hospital District

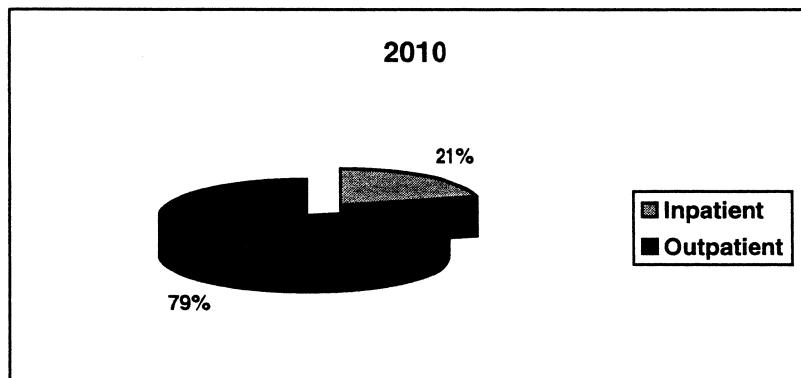
Management's Discussion and Analysis (unaudited)

Operating Revenues

Operating revenues include all transactions that result in the sales and/or receipts from goods and services such as inpatient services, outpatient services, physician offices, and the cafeteria. In addition, certain federal, state, and private grants are considered operating if they are not for capital purposes and are considered a contract for services.

Operating revenue changes were a result of the following factors:

- Net patient service revenue decreased 4.4% in 2010. This was attributable to changes in patient volumes and increasing deductions from revenue. Gross patient revenue is reduced by revenue deductions in determining net patient revenue. These deductions include amounts not paid to the Hospital under contractual arrangements primarily with Medicare, Medicaid, and commercial payors as well as amounts related to self-pay patients that qualify for charity write-offs based on pre-established financial need criteria and bad debts. These revenue deductions increased from 50.8% in 2009 to 54.6% of gross revenue in 2010.
- The following is a graphic illustration of patient revenues by source:



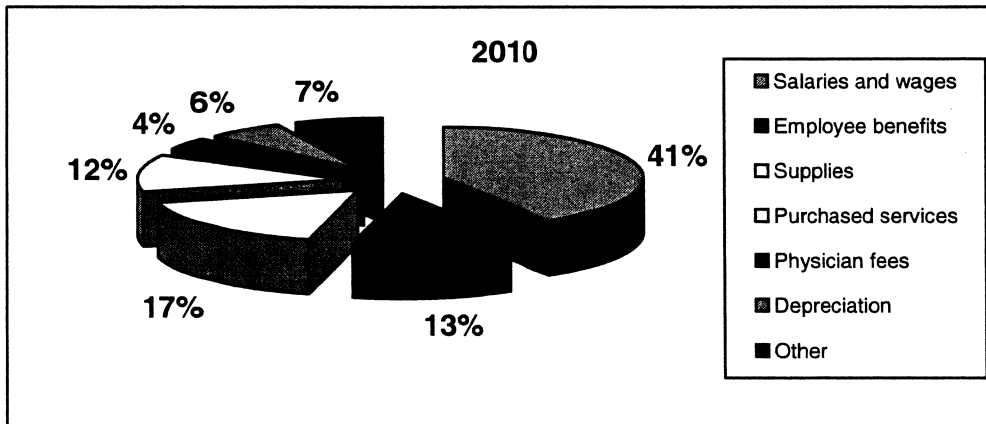
Highland County Joint Township Hospital District

Management's Discussion and Analysis (unaudited)

Operating Expenses

Operating expenses are all the costs necessary to perform and conduct the services and primary purposes of the Hospital. The following operating expense changes from 2009 to 2010, as a percentage of total expenses, were the result of the following factors:

- Benefits expense as a percentage of total expenses decreased 2.1% primarily due to decreases in health insurance and dental claims.
- Supplies expenses as a percentage of total expenses increased .44% due to inflationary pressures in supplies.
- Other expenses as a percentage of total expenses increased 0.9% due to the Ohio Franchise tax being assessed on all Ohio hospitals
- The following is a graphic illustration of operating expenses by type:



Highland County Joint Township Hospital District

Management's Discussion and Analysis (unaudited)

Non-operating Gains (Losses)

Non-operating gains and losses are all sources and uses that are primarily non-exchange in nature. They consist primarily of investment income, including realized and unrealized gains and losses, grants, interest income and interest expense. The change in other non-operating losses from 2009 to 2010 was primarily due to decreased investment and interest income offset by decreased interest expense.

Statement of Cash Flows

The primary purpose of the statements of cash flows is to provide relevant information about the cash receipts and cash payments of an entity during a period. The statement of cash flows helps assess:

- An entity's ability to generate future net cash flows
- Its ability to meet its obligations as they come due
- Its needs for external financing

	Year Ended December 31		
	2010	2009	2008
Cash provided by (used in):			
Operating activities	\$ 2,955,051	\$ 4,147,962	\$ 5,613,941
Capital and related financing activities	(4,572,613)	(3,075,243)	(4,017,386)
Investing activities	(3,441,946)	2,511,771	(263,547)
Total	(5,059,508)	3,584,490	1,333,008
Cash - beginning of year	15,120,344	11,535,854	10,202,846
Cash - end of year	<u>\$ 10,060,836</u>	<u>\$ 15,120,344</u>	<u>\$ 11,535,854</u>

Capital Asset and Debt Administration

Capital Assets

At December 31, 2010, the Hospital had \$40,253,275 invested in capital assets, net of accumulated depreciation of \$26,346,378. Depreciation expense for 2010 was \$2,701,263 compared to \$2,553,703 for 2009.

Highland County Joint Township Hospital District

Management's Discussion and Analysis (unaudited)

Debt

At December 31, 2010, the Hospital had \$10,675,797 in long-term debt outstanding as compared to \$11,825,379 at December 31, 2009. The Hospital continues to pay down its debt obligations as prescribed in the debt schedules. More detailed information about the Hospital's long-term liabilities is presented in the notes to the financial statements. The Hospital entered into pay-fixed, receivable-variable interest rate swap in 2007 with a fixed rate of 3.942 percent and terminates on December 1, 2021. The fair value of the swap as of December 31, 2010, and 2009 was \$672,204, and \$593,505, respectively.

Economic Factors that Will Affect the Future

The Hospital will be directly impacted by outside factors into the future. Some of these factors may include:

- A struggling local and state economy. This may cause volumes to decline, or increased bad debts, charity care and Medicaid utilization.
- Federal and state governments budget deficits, which will increase the likelihood of funding cuts for Medicare and Medicaid.
- The Affordable Care Act signed into law in 2010 is being challenged and the financial impact is unknown at this time.
- Physician relationships/alignment will continue to develop, and impact quality, cost, and services to the community.

The Hospital will continue to meet these challenges in healthcare through improved efficiencies, continuous quality improvement, physician and staff relations, and technology.

Contacting the Hospital's Management

This financial report is intended to provide the reader with a general overview of the Hospital's finances. If you have questions about this report or need additional information, we welcome you to contact the Chief Financial Officer at 1275 North High Street, Hillsboro, Ohio 45133.

Randal Lennartz
Chief Financial Officer

HIGHLAND COUNTY JOINT TOWNSHIP HOSPITAL DISTRICT

CONSOLIDATED BALANCE SHEETS DECEMBER 31, 2010 AND 2009

ASSETS

	2010	2009 As restated
Current assets		
Cash and cash equivalents	\$ 6,274,607	\$ 7,542,089
Assets limited as to use - current portion	272,862	272,862
Patient accounts receivable, net of allowances for uncollectible accounts; \$5,147,026 in 2010 and \$3,719,733 in 2009	6,416,105	5,945,700
Inventories	423,927	407,336
Prepaid expenses and other current assets	679,390	956,059
Accrued interest receivable	1,224	15,823
 Total current assets	 14,068,115	 15,139,869
Asset whose use is limited		
Restricted by contributors for capital improvements and other purposes	1,194,542	1,206,097
Principal of permanent endowments	17,473	17,473
Designated by Board for capital improvements and employee benefits	9,329,032	9,119,680
Held by trustee under bond indenture agreements	272,862	715,868
Total assets limited as to use	10,813,909	11,059,118
less amounts to meet current obligations	(272,862)	(272,862)
 Total assets limited as to use - noncurrent portion	 10,541,047	 10,786,256
Capital assets	13,906,897	13,596,053
Other assets		
Other assets	-	57,000
Unamortized financing cost - net	92,886	159,669
Total other assets	92,886	216,669
Deferred outflows	672,204	593,505
Total assets and deferred outflows	\$ 39,281,149	\$ 40,332,352

See accompanying notes to consolidated financial statements.

HIGHLAND COUNTY JOINT TOWNSHIP HOSPITAL DISTRICT

CONSOLIDATED BALANCE SHEETS DECEMBER 31, 2010 AND 2009

LIABILITIES AND NET ASSETS

	2010	2009 As restated
Current liabilities		
Current portion of long-term debt	\$ 911,269	\$ 1,149,584
Accounts payable	1,214,017	865,244
Accrued liabilities	1,477,228	1,925,685
Estimated amounts due to third-party payors	1,402,280	1,766,555
Total current liabilities	<u>5,004,794</u>	<u>5,707,068</u>
Interest rate swap	672,204	593,505
Compensated absences	1,037,093	968,372
Long-term debt, net of current portion	<u>9,764,528</u>	<u>10,675,795</u>
Total liabilities	16,478,619	17,944,740
Net assets		
Invested in capital assets - net of related debt	3,231,100	1,770,674
Restricted:		
Expendable for capital improvements and debt service	1,467,404	1,921,963
Nonexpendable permanent endowments	17,473	17,473
Unrestricted	<u>18,086,553</u>	<u>18,677,502</u>
Total net assets	<u>22,802,530</u>	<u>22,387,612</u>
Total liabilities and net assets	<u>\$ 39,281,149</u>	<u>\$ 40,332,352</u>

See accompanying notes to consolidated financial statements.

HIGHLAND COUNTY JOINT TOWNSHIP HOSPITAL DISTRICT

CONSOLIDATED STATEMENTS OF OPERATIONS AND CHANGES IN NET ASSETS YEARS ENDED DECEMBER 31, 2010 AND 2009

	2010	2009 As restated
Operating revenues		
Net patient service revenue	\$ 43,975,032	\$ 46,004,039
Other operating revenue	716,177	830,930
Total operating revenues	44,691,209	46,834,969
Operating expenses		
Salaries and wages	18,162,210	18,176,971
Employee benefits	5,537,448	6,482,335
Supplies	7,533,637	7,376,023
Purchased services	5,100,815	4,961,321
Physician fees	1,713,162	1,771,345
Depreciation and amortization	2,833,186	2,613,753
Professional fees	103,906	188,083
Utilities	974,720	1,005,038
Insurance	483,548	435,623
Other	1,537,279	1,161,385
Total operating expenses	43,979,911	44,171,877
Income from operations	711,298	2,663,092
Nonoperating gains (losses)		
Investment income	17,984	175,465
Capital grants	89,188	35,953
Interest earnings on restricted assets	95,125	127,904
Interest expense	(498,579)	(951,561)
Other nonoperating gains (losses)	(98)	29,757
Total nonoperating gains (losses)	(296,380)	(582,482)
Change in net assets	414,918	2,080,610
Net assets - beginning of year	22,387,612	20,307,002
Net assets - end of year	\$ 22,802,530	\$ 22,387,612

See accompanying notes to consolidated financial statements.

HIGHLAND COUNTY JOINT TOWNSHIP HOSPITAL DISTRICT

CONSOLIDATED STATEMENTS OF CASH FLOWS YEARS ENDED DECEMBER 31, 2010 AND 2009

	2010	2009 As restated
Cash flows from operating activities		
Cash received from patients and third-party payors	\$ 43,140,352	\$ 45,759,468
Cash payments to suppliers for services and goods	(16,822,084)	(17,808,604)
Cash payments to employees and related benefits	(24,079,394)	(24,633,832)
Other operating revenue	716,177	830,930
Net cash flows from operating activities	2,955,051	4,147,962
Cash flows from capital and related financing activities		
Acquisition and construction of capital assets	(3,045,896)	(1,328,740)
Proceeds from disposal of capital assets	32,256	-
Deferred amount on refunding	-	299,246
Principal payments on bonds	(849,208)	(843,646)
Interest paid	(498,579)	(951,561)
Principal payments on capital leases	(300,374)	(286,495)
Capital grants received	89,188	35,953
Net cash flows from capital and related financing activities	(4,572,613)	(3,075,243)
Cash flow from investing activities		
Advances to physicians - net of forgiveness	-	536,819
Income received on investments	113,109	303,369
Income from other nonoperating gains	(1,631)	29,757
Change in investments	(3,553,424)	1,641,826
Net cash flows from investing activities	(3,441,946)	2,511,771
Change in cash and cash equivalents	(5,059,508)	3,584,490
Cash and cash equivalents - beginning of year	15,120,344	11,535,854
Cash and cash equivalents- end of year	\$ 10,060,836	\$ 15,120,344
Balance sheet classification of cash and cash equivalents		
Current assets - cash	\$ 6,274,607	\$ 7,542,089
Assets limited as to use	3,786,229	7,578,255
Total	\$ 10,060,836	\$ 15,120,344
Supplemental disclosure of non cash activities		
Interest rate swap and deferred outflows	\$ 672,204	\$ 593,505

See accompanying notes to consolidated financial statements.

HIGHLAND COUNTY JOINT TOWNSHIP HOSPITAL DISTRICT

CONSOLIDATED STATEMENTS OF CASH FLOWS (continued) YEARS ENDED DECEMBER 31, 2010 AND 2009

A reconciliation of income from operations to net cash flows from operating activities follows:

	<u>2010</u>	<u>2009</u> As restated
Cash flows from operating activities		
Income from operations	\$ 711,298	\$ 2,663,092
Adjustments to reconcile income from operations to net cash flows from operating activities		
Depreciation and amortization	2,833,186	2,613,753
Provision for bad debt	8,016,590	5,670,585
Loss on sale of assets	1,533	18,465
Change in operating assets and liabilities		
Patient receivables	(8,486,995)	(6,522,714)
Inventories	(16,591)	86,640
Prepaid expenses and other	291,268	(12,310)
Accounts payable	348,773	(1,002,581)
Accrued expenses and compensated absences	(379,736)	25,474
Estimated amounts due from third-party payors	<u>(364,275)</u>	<u>607,558</u>
Net cash from operating activities	<u>\$ 2,955,051</u>	<u>\$ 4,147,962</u>

See accompanying notes to consolidated financial statements.

HIGHLAND COUNTY JOINT TOWNSHIP HOSPITAL DISTRICT

NOTES TO CONSOLIDATED FINANCIAL STATEMENTS DECEMBER 31, 2010 AND 2009

1. NATURE OF OPERATIONS AND SUMMARY OF SIGNIFICANT ACCOUNTING POLICIES

Reporting Entity/Basis of Consolidation

The accompanying consolidated financial statements include the accounts of Highland County Joint Township Hospital District (the Hospital) and its four subsidiaries, Highland District Hospital Foundation, Inc., Highland District Hospital Professional Services Corporation, Highland Joint Township District Hospital Foundation, and PFW Professional Service Corporation (collectively, the Organization). All significant intercompany transactions and balances have been eliminated in consolidation.

The Hospital is an acute care facility located in Hillsboro, Ohio, serving patients primarily in Highland County. The Hospital is a political subdivision of the State of Ohio and was formed under the provisions of the Ohio revised code. Trustees from each of the 17 townships of Highland County constitute the Highland County Joint Township Hospital District Board of Trustees who appoints the Hospital Board of Governors which is composed of one member from each township and three at-large members.

During 1999, the Hospital formed the Highland District Hospital Foundation, Inc. (HDH Foundation) as a not-for-profit corporation under Internal Revenue Code Section 501 (c) (3). The Foundation is controlled by the Hospital's Board of Governors.

Also during 1999, the Hospital formed the Highland District Hospital Professional Services Corporation (PSC) as a not-for-profit corporation under Internal Revenue Code Section 501 (c) (3) to further the charitable purposes of the HDH Foundation and the Hospital.

During 2001, the Hospital formed the Highland Joint Township District Hospital Foundation (HJTDH Foundation) as a not-for-profit corporation under Internal Revenue Code Section 501 (c) (3) to raise and hold contributions for the benefit of the Hospital.

Also during 2001, the Hospital formed the PFW Professional Service Corporation (PFW) as a not-for-profit corporation under Internal Revenue Code Section 501 (c) (3) to further the charitable purposes of the HDH Foundation and the Hospital.

Basis of Presentation

The financial statements have been prepared in accordance with accounting principles generally accepted in the United States of America as prescribed by Governmental Accounting Standards Board (GASB) Statement No. 34, *Basic Financial Statements – and Management's Discussion and Analysis – for State and Local Governments*, issued in June 1999. The Hospital follows the "business-type" activities reporting requirements of GASB Statement No. 34.

HIGHLAND COUNTY JOINT TOWNSHIP HOSPITAL DISTRICT

NOTES TO CONSOLIDATED FINANCIAL STATEMENTS DECEMBER 31, 2010 AND 2009

Cash and Cash Equivalents

Cash and cash equivalents are defined as short-term, highly liquid investments purchased with initial maturities of three months or less.

Inventories

Inventories, consisting primarily of medical supplies and drugs, are valued at the lower of cost, determined by the first-in, first-out method, or market.

Assets Whose Use is Limited

Assets whose use is limited consist of invested funds designated by the Hospital's Board of Governors for employee benefits, the replacement, improvement, and expansion of the Hospital's facilities, and invested funds restricted in connection with the Hospital's revenue bonds. Amounts required to meet current obligations are recognized as current assets. Assets limited as to use also include funds restricted by contributors for capital improvements and other purposes, as well as the principal and interest on a permanent endowment, of which the interest is restricted for operations and capital improvements.

Investment income or loss (including unrealized gains and losses on investments, realized gains and losses on investments, interest, and dividends) is included in excess of revenues over expenses unless the income or loss is restricted by donor or law.

Enterprise Fund Accounting

The Organization uses enterprise fund accounting. Revenues and expenses are recognized on the accrual basis using the economic resources measurement focus. Based on Governmental Accounting Standards Board (GASB) 20, *Accounting and Financial Reporting for Proprietary Funds and Other Governmental Entities That Use Proprietary Fund Accounting*, as amended, the Organization has elected to apply the provisions of all relevant pronouncements of the Financial Accounting Standards Board (FASB) including those issued after November 30, 1989, that do not conflict with or contradict GASB pronouncements.

Capital Assets

Capital assets are recorded at cost or, if donated, at fair value at the date of receipt. Depreciation is computed by the straight-line method over the estimated useful lives of the assets. Equipment under capital leases is amortized on the straight-line method over the related lease term. Such amortization is included in depreciation and amortization in the financial statements. Costs of the maintenance and repairs are charged to expense when incurred.

HIGHLAND COUNTY JOINT TOWNSHIP HOSPITAL DISTRICT

NOTES TO CONSOLIDATED FINANCIAL STATEMENTS DECEMBER 31, 2010 AND 2009

Unamortized Financing Costs

Costs incurred in obtaining long-term bond financing are being amortized over the period the obligations are outstanding using the effective interest method. Amortization expense totaled \$66,783 and \$24,048 in 2010 and 2009, respectively.

Compensated Absences

Paid time off is charged to operations when earned. Unused and earned benefits are recorded as a liability in the financial statements. Employees accumulate vacation days and sick leave benefits at varying rates depending on years of service. Employees are not paid for accumulated sick leave if they leave before retirement. However, employees who retire from the Organization may convert accumulated sick leave to termination payments equal to one-fourth of the accumulated balance, up to a maximum of 240 hours, calculated at the employee's base pay rate as of the retirement date.

Restricted Resources

When the Organization has both restricted and unrestricted resources available to finance a particular program, it is the Organization's policy to use restricted resources before unrestricted resources.

Net Assets

Net assets of the Organization are classified in four components. Net assets invested in capital assets net of related debt consist of capital assets net of accumulated depreciation and reduced by the current balances of any outstanding borrowings used to finance the purchase or construction of those assets. Restricted expendable net assets are noncapital net assets that must be used for a particular purpose, as specified by creditors, grantors, or contributors external to the Organization, including amounts deposited with trustees as required by revenue bond indentures. Restricted nonexpendable net assets equal the principal portion of permanent endowments. Unrestricted net assets are remaining net assets that do not meet the definition of invested in capital assets net of related debt or restricted.

Use of Estimates

The preparation of financial statements in conformity with accounting principles generally accepted in the United States of America requires management to make estimates and assumptions that affect the reported amounts of assets and liabilities and disclosure of contingent assets and liabilities at the date of the financial statements and the reported amounts of revenues and expenses during the reporting period. Actual results could differ from those estimates.

HIGHLAND COUNTY JOINT TOWNSHIP HOSPITAL DISTRICT

NOTES TO CONSOLIDATED FINANCIAL STATEMENTS DECEMBER 31, 2010 AND 2009

Net Patient Service Revenue

The Organization has agreements with third-party payors that provide for payments to the Organization at amounts different from its established rates. Payment arrangements include prospectively determined rates per discharge, reimbursed costs, discounted charges, and per diem payments. Net patient service revenue is reported at the estimated net realizable amounts from patients, third-party payors, and others. Retroactive adjustments to these estimated amounts are recorded in future periods as final settlements are determined.

Laws and regulations governing the Medicare and Medicaid programs are complex and subject to interpretation. Management believes that it is in compliance with all applicable laws and regulations. Final determination of compliance with such laws and regulations is subject to future government review and interpretation. Violations may result in significant regulatory action including fines, penalties, and exclusion from the Medicare and Medicaid programs.

The Organization estimates an allowance for doubtful accounts based on an evaluation of historical losses, current economic conditions, and other factors unique to the Organization.

Income from Operations

For purposes of display, transactions deemed by management to be ongoing, major, or central to the provision of health care services are reported as operating revenue and expenses, other than financing costs. Peripheral or incidental transactions are reported as nonoperating gains and losses.

Charity Care

The Organization provides care to patients who meet certain criteria under the Organization's charity policy without charge or at amounts less than its established rates. Because the Organization does not pursue collection of amounts determined to qualify as charity care, they are not reported as revenue. Charges foregone for charity care totaled \$2,419,321 and \$2,116,817 for 2010 and 2009, respectively.

Pension Plan

Substantially all of the Organization's employees are eligible to participate in a defined benefit pension plan sponsored by the Ohio Public Employees Retirement System (OPERS). The Organization funds pension costs accrued based on contribution rates determined by OPERS.

HIGHLAND COUNTY JOINT TOWNSHIP HOSPITAL DISTRICT

NOTES TO CONSOLIDATED FINANCIAL STATEMENTS DECEMBER 31, 2010 AND 2009

Federal Income Tax

As a political subdivision, the Organization is exempt from taxation under the Internal Revenue Code.

Beneficial Interest in Trust

In 2000, the Organization was notified it had obtained a 50% interest in a trust. Under the trust agreement, the Organization has the right to receive the income earned on the trust assets, but never receives the assets held in trust. Annual distributions from the trust to the Organization are reported as investment income. The assets of the trust are not recorded in the Organization's financial statements.

Reclassifications

Certain amounts in the 2009 consolidated financial statements have been reclassified to conform to the current year presentation. See Note 2 for changes in net assets due to change in accounting principle.

Subsequent Events

The Organization has evaluated events or transactions occurring subsequent to the consolidated balance sheet date for recognition and disclosure in the accompanying financial statements through the date the financial statements are issued, which is March 24, 2011.

2. CHANGE IN ACCOUNTING PRINCIPLE

The Organization has adopted the requirements of GASB No. 53, Accounting and Financial Reporting for Derivative Instruments. The Organization is a party to an interest rate swap agreement which is a derivative instrument. The new guidance requires governmental entities to evaluate each derivative instrument to determine whether the instrument is an effective hedge. For those instruments deemed to be an effective hedge, governmental entities are required to practice hedge accounting and the instrument continues to be reevaluated at the end of each future reporting period. Under hedge accounting, the fair value of the instrument is recorded on the balance sheet with the offsetting entry to deferred outflows or deferred inflows, which also reported on the balance sheet.

For those instruments deemed to be an ineffective hedge, governmental entities are required to practice investment accounting and the instruments are not evaluated in future reporting periods. Once deemed ineffective, the instrument is considered ineffective for the remainder of its term. Under investment accounting, the fair value of the instrument is recorded on the balance sheet with the offsetting entry posted to investment income.

HIGHLAND COUNTY JOINT TOWNSHIP HOSPITAL DISTRICT

NOTES TO CONSOLIDATED FINANCIAL STATEMENTS DECEMBER 31, 2010 AND 2009

The Organization's interest rate swap agreement was determined to be an effective hedge at end of both 2010 and 2009. As required by the new guidance, the Organization retroactively restated the accompanying financial statements to implement hedge accounting relative to its interest rate swap agreement. The effects of the change on accounting principle on the accompanying financial statements are detailed below:

Unrestricted net assets at January 1, 2009, as previously presented	\$ 19,437,602
Cumulative effect of change in accounting principle	<u>869,400</u>
Unrestricted net assets as of January 1, 2009, as restated	<u><u>\$ 20,307,002</u></u>
Change in unrestricted net assets for 2009, as previously presented	\$ 2,356,500
Current year effect of change in accounting principle	<u>(275,890)</u>
Change in unrestricted net assets for 2009, as restated	<u><u>\$ 2,080,610</u></u>

3. FAIR VALUE OF FINANCIAL INSTRUMENTS

Major classes of assets and liabilities that are measured at fair value are categorized according to a fair value hierarchy that prioritizes the inputs to value techniques used to measure fair value. The hierarchy gives the highest priority to unadjusted quoted prices in active markets for identical assets or liabilities (Level 1) and the lowest priority to unobservable inputs (Level 3).

Level 1 inputs are readily determinable using unadjusted quoted prices for identical assets or liabilities in active markets. Level 2 inputs are derived from quoted prices for similar assets or liabilities in active markets; quoted prices for identical or similar assets or liabilities in inactive markets (other than those included in Level 1) which are observable for the asset or liability, either directly or indirectly. Level 3 inputs are derived from valuation techniques in which one or more significant inputs or significant value drivers are unobservable. If the inputs used fall within different levels of the hierarchy, the categorization is based upon the lowest level input that is significant to the fair value measurement.

Assets and liabilities measured at fair value on a recurring basis as of December 31, 2010 are as follows:

	<u>Level 1</u>	<u>Level 2</u>	<u>Level 3</u>	<u>Total</u>
Assets:				
U. S. government obligations	\$ -	\$ 500,500	\$ -	\$ 500,500
Common stocks	102,928	-	-	102,928
Total	<u>\$ 102,928</u>	<u>\$ 500,500</u>	<u>\$ -</u>	<u>\$ 603,428</u>
Liabilities:				
Interest rate swap agreements	<u>\$ -</u>	<u>\$ 672,204</u>	<u>\$ -</u>	<u>\$ 672,204</u>

HIGHLAND COUNTY JOINT TOWNSHIP HOSPITAL DISTRICT

NOTES TO CONSOLIDATED FINANCIAL STATEMENTS DECEMBER 31, 2010 AND 2009

Assets and liabilities measured at fair value on a recurring basis as of December 31, 2009 are as follows:

	Level 1	Level 2	Level 3	Total
Assets:				
Common stocks	\$ 97,008	\$ -	\$ -	\$ 97,008
Liabilities:				
Interest rate swap agreements	\$ -	\$ 593,505	\$ -	\$ 593,505

4. DEPOSITS AND INVESTMENTS

Cash deposits, assets whose use is limited, and investments of the Organization are composed of the following:

	2010		2009	
	Fair Value	Amortized Historical Cost	Fair Value	Amortized Historical Cost
Demand deposits and money market accounts	\$ 10,060,836	\$ 10,060,836	\$ 15,120,344	\$ 15,120,344
Certificates of deposit	6,424,252	6,424,252	3,383,855	3,383,855
U. S. government obligations	500,500	500,500	-	-
Stocks	102,928	5,787	97,008	5,787
Total	\$ 17,088,516	\$ 16,991,375	\$ 18,601,207	\$ 18,509,986

	2010		2009	
	Fair Value	Amortized Historical Cost	Fair Value	Amortized Historical Cost
Amounts summarized by fund type-				
General funds:				
Cash	\$ 6,274,607	\$ 6,274,607	\$ 7,542,089	\$ 7,542,089
Assets limited as to use	10,813,909	10,716,768	11,059,118	10,967,897
Total	\$ 17,088,516	\$ 16,991,375	\$ 18,601,207	\$ 18,509,986

Protection of the Organization's deposits is provided by the Federal Deposit Insurance Corporation, by eligible securities pledged by the financial institution as security for repayment, by surety company bonds deposited with the treasurer by the financial institution or by single collateral pool established by the financial institution to secure the repayment of all public funds deposited with the institution.

HIGHLAND COUNTY JOINT TOWNSHIP HOSPITAL DISTRICT

NOTES TO CONSOLIDATED FINANCIAL STATEMENTS DECEMBER 31, 2010 AND 2009

At December 31, 2010 and 2009, the Organization had \$9,264,109 and \$3,892,746, respectively, of bank deposits (certificates of deposit, checking and savings accounts) that were uninsured but are collateralized with securities held by the pledging financial institution.

Investments in U.S. government obligations were uninsured and held by the Organization's agent in the Organization's name. Investments in common stock were held by the Organization in the Organization's name.

The Organization had the following investments and maturities, all of which are held in the organizations name by a custodial bank that is an agent of the Organization.

	Carrying Amount	Maturities	
		< than one year	> than one year
December 31, 2010			
Certificates of deposit	<u>\$ 6,424,252</u>	<u>\$ 2,348,435</u>	<u>\$ 4,075,817</u>

Interest rate risk – The Organization does not have a formal investment policy that limits investment maturities as a means of managing its exposure to fair value losses arising from changing interest rates.

Credit risk – The Organization may invest in United States obligations or any other obligation guaranteed by the United States; bonds, notes or any other obligations or securities issued by any federal government or instrumentality; time certificate of deposit or savings or deposit accounts, including passbook accounts, in any eligible institution; bonds and other obligations of the State of Ohio or the political subdivisions of the state provided that such political subdivisions are located wholly or partly within the same county; certain no load money market mutual funds; certain commercial paper; and certain repurchase agreements.

Concentration of credit risk – The Organization has an action plan whereby deposits and investments are diversified between several issuers. The Organization maintains its investments, which at times may exceed federally insured limits. The Organization has not experienced any losses in such accounts. The Organization believes that it is not exposed to any significant credit risk on investments.

HIGHLAND COUNTY JOINT TOWNSHIP HOSPITAL DISTRICT

NOTES TO CONSOLIDATED FINANCIAL STATEMENTS DECEMBER 31, 2010 AND 2009

5. PATIENT ACCOUNTS RECEIVABLE

The details of patient accounts receivable are set forth below:

	2010	2009
Total patient accounts receivable	\$ 17,027,368	\$ 13,720,932
Less allowance for:		
Uncollectible accounts	(5,147,026)	(3,719,733)
Contractual adjustments	(5,464,237)	(4,055,499)
Net patient accounts receivable	\$ 6,416,105	\$ 5,945,700

The mix of accounts receivable and gross revenues from patients and third-party payors in 2010 and 2009 follows:

	2010		2009	
	Accounts Receivable	Gross Revenue	Accounts Receivable	Gross Revenue
Medicare	23%	43%	28%	43%
Medicaid	14%	20%	14%	21%
Self-pay	37%	10%	32%	7%
Commercial and other	26%	27%	26%	29%
	100%	100%	100%	100%

HIGHLAND COUNTY JOINT TOWNSHIP HOSPITAL DISTRICT

NOTES TO CONSOLIDATED FINANCIAL STATEMENTS DECEMBER 31, 2010 AND 2009

6. CAPITAL ASSETS

Capital asset activity for the year ended December 31, 2010 was as follows:

	2009	Additions	Retirements	2010
Land	\$ 24,937	\$ -	\$ -	\$ 24,937
Land improvements	711,241	-	-	711,241
Buildings and improvements	15,325,445	101,221	500,845	15,927,511
Equipment	18,342,043	820,025	1,571,070	20,733,138
Equipment - capital leases	2,829,237	-	-	2,829,237
Construction in progress	144,590	2,124,650	(2,242,029)	27,211
Total capital assets	<u>37,377,493</u>	<u>3,045,896</u>	<u>(170,114)</u>	<u>40,253,275</u>
Less accumulated depreciation				
Land improvements	630,343	9,496	-	639,839
Buildings and improvements	8,303,911	754,273	-	9,058,184
Equipment	12,387,686	1,601,427	(136,325)	13,852,788
Equipment - capital leases	2,459,500	336,067	-	2,795,567
Total accumulated depreciation	<u>23,781,440</u>	<u>2,701,263</u>	<u>(136,325)</u>	<u>26,346,378</u>
Capital assets, net	<u>\$ 13,596,053</u>	<u>\$ 344,633</u>	<u>\$ (33,789)</u>	<u>\$ 13,906,897</u>

Capital asset activity for the year ended December 31, 2009 was as follows:

	2008	Additions	Retirements	2009
Land	\$ 24,937	\$ -	\$ -	\$ 24,937
Land improvements	683,709	27,532	-	711,241
Buildings and improvements	15,013,489	311,956	-	15,325,445
Equipment	18,037,784	1,095,209	(790,950)	18,342,043
Equipment - capital leases	2,829,237	-	-	2,829,237
Construction in progress	250,547	(105,957)	-	144,590
Total capital assets	<u>36,839,703</u>	<u>1,328,740</u>	<u>(790,950)</u>	<u>37,377,493</u>
Less accumulated depreciation				
Land improvements	619,291	11,052	-	630,343
Buildings and improvements	7,528,896	775,015	-	8,303,911
Equipment	11,705,224	1,454,947	(772,485)	12,387,686
Equipment - capital leases	2,146,811	312,689	-	2,459,500
Total accumulated depreciation	<u>22,000,222</u>	<u>2,553,703</u>	<u>(772,485)</u>	<u>23,781,440</u>
Capital assets, net	<u>\$ 14,839,481</u>	<u>\$ (1,224,963)</u>	<u>\$ (18,465)</u>	<u>\$ 13,596,053</u>

HIGHLAND COUNTY JOINT TOWNSHIP HOSPITAL DISTRICT

NOTES TO CONSOLIDATED FINANCIAL STATEMENTS DECEMBER 31, 2010 AND 2009

7. ESTIMATED AMOUNTS DUE TO THIRD-PARTY PAYORS

Approximately 63% of the Organization's revenues from patient services are received from the Medicare and Medicaid programs. The Organization has agreements with these payors that provide for reimbursement to the Organization at amounts different from its established rates. Contractual adjustments under third-party reimbursement programs represent the difference between the Organization's established rates for services and amounts reimbursed by third-party payors. A summary of the basis of these reimbursements follows.

Cost report settlements result from the adjustment of interim payments to final reimbursement under these programs and are subject to audit by fiscal intermediaries. During the years ended December 31, 2010 and 2009, the Organization recognized a gain of approximately \$581,000 and \$134,000, respectively, due to the difference between original estimates and subsequent revisions due to final settlements and changes in allowance methodology.

Medicare

The Hospital is designated as a Critical Access Hospital. As a result, Medicare inpatient and outpatient services are reimbursed at the approximate cost plus 1% of providing those services. Medicare cost reports are final settled through 2008.

Medicaid

Inpatient, acute-care services rendered to Medicaid program beneficiaries are paid at prospectively determined rates per discharge. Capital costs relating to Medicaid inpatients are paid on a cost-reimbursement method. The Hospital is reimbursed for outpatient services on an established fee-for-service methodology. Medicaid cost reports are final settled through 2004.

Other

The Hospital also has entered into payment agreements with certain commercial insurance carriers, health maintenance organizations, and preferred provider organizations. The basis for payment to the Hospital under these agreements includes prospectively determined rates per discharge, discounts from established charges, and prospectively determined daily rates.

HIGHLAND COUNTY JOINT TOWNSHIP HOSPITAL DISTRICT

NOTES TO CONSOLIDATED FINANCIAL STATEMENTS DECEMBER 31, 2010 AND 2009

8. LONG-TERM DEBT

The Organization is bound by various operational and financial covenants, including maintaining a minimum debt service ratio of 1.2 to 1 and at least 20 days cash on hand.

On November 29, 2001, PSC obtained a \$215,000 mortgage loan to purchase a medical office building and related property. The mortgage is payable in monthly installments of \$1,583, which includes interest at 6.25%, beginning December 29, 2001, and matures in November 2021. The mortgage is secured by the medical office building and property.

On August 15, 2004, the Organization obtained \$3,905,000 of Hospital Facilities Revenue and Refunding Bonds, Series 2004, to finance the recladding of the Hospital facilities and to retire the 2001 Series bonds. The bonds are payable in varying annual installments beginning August 1, 2005. The bonds mature August 1, 2024. The interest rate on the variable rate debt was 0.78% at December 31, 2010. The debt is collateralized by a bank letter of credit which expires on July 1, 2013.

\$10,180,000 of variable rate Hospital Facilities Revenue Refunding Bonds (interest at 0.71% at December 31, 2010) were issued in 2007 to refund a total of \$10,450,000 1999 bonds with an interest rate of 6.75%. The refunding reduced the total debt service payments over the next 22 years by approximately \$8,500,000, which represents an economic gain of approximately \$4,000,000. The debt is collateralized by a bank letter of credit which expires on July 1, 2013.

The variable rate 2007 Bonds and 2004 Bonds are both remarketed on a weekly basis. Should the remarketing agent be unable to remarket the Bonds based on its best efforts, these Bonds would be "put" back to the Bond Trustee, who would draw down on the letter of credit to pay down the Bonds. The reimbursement Agreement between the letter-of-credit bank and the Organization provides for the Organization to reimburse the letter-of-credit bank any principal or interest draws against the letter of credit on the date of any such drawing and remarketing draws upon maturity of the letter of credit.

The Organization leases medical equipment used in its operations under a capital lease. This capital lease is due in monthly installments, including interest of 4.74%, through 2011, and is collateralized by the equipment leased. The asset and liability under the capital lease are recorded at the lower of the present value of the minimum lease payments or fair value of the asset. The asset is depreciated over the lease term. Depreciation of the asset under a capital lease is included in depreciation expense for 2010 and 2009.

HIGHLAND COUNTY JOINT TOWNSHIP HOSPITAL DISTRICT

NOTES TO CONSOLIDATED FINANCIAL STATEMENTS DECEMBER 31, 2010 AND 2009

Long-term debt activity for the year ended December 31, 2010 was as follows:

	Beginning Balance	Additions	Reductions	Ending Balance	Current Portion
Leases, bonds, and loans payable:					
Lease obligations	\$ 351,832	\$ -	\$ (300,374)	\$ 51,458	\$ 51,458
Bonds and loans payable	11,473,547	-	(849,208)	10,624,339	859,811
 Total leases, bonds, and loans payable	 <u>\$ 11,825,379</u>	 <u>\$ -</u>	 <u>\$ (1,149,582)</u>	 <u>\$ 10,675,797</u>	 <u>\$ 911,269</u>

Long-term debt activity for the year ended December 31, 2009 was as follows:

	Beginning Balance	Additions	Reductions	Ending Balance	Current Portion
Leases, bonds, and loans payable:					
Lease obligations	\$ 638,327	\$ -	\$ (286,495)	\$ 351,832	\$ 300,374
Bonds and loans payable	12,317,193	-	(843,646)	11,473,547	849,210
Deferred amount on refunding	(299,246)	-	299,246	-	-
 Total leases, bonds, and loans payable	 <u>\$ 12,656,274</u>	 <u>\$ -</u>	 <u>\$ (830,895)</u>	 <u>\$ 11,825,379</u>	 <u>\$ 1,149,584</u>

The following is a schedule of bond and loan principal and interest and future minimum lease payments as of December 31, 2010:

	Bonds and Loans Payable	Bonds and Loans Interest	Interest Rate Swap, Net	Lease Payable
2011	\$ 859,811	\$ 358,268	\$ 258,855	\$ 51,764
2012	865,426	287,996	196,280	-
2013	871,131	283,811	199,683	-
2014	881,857	249,935	173,699	-
2015	887,631	220,401	152,207	-
2015-2019	4,546,618	655,205	439,441	-
2020-2024	1,711,865	56,305	23,344	-
Total payments	<u>\$ 10,624,339</u>	<u>\$ 2,111,921</u>	<u>\$ 1,443,509</u>	\$ 51,764
Less amount representing interest				(306)
Total				<u>\$ 51,458</u>

HIGHLAND COUNTY JOINT TOWNSHIP HOSPITAL DISTRICT

NOTES TO CONSOLIDATED FINANCIAL STATEMENTS DECEMBER 31, 2010 AND 2009

The carrying value of equipment under capital lease obligations is as follows:

	2010	2009
Cost of equipment under capital lease	\$ 2,829,237	\$ 2,829,237
Lease accumulated amortization	2,795,567	2,459,500
Net carrying amount	\$ 33,670	\$ 369,737

9. DERIVATIVE FINANCIAL INSTRUMENTS – INTEREST RATE SWAPS

Contracts

The Organization has one interest rate swap agreement in effect at December 31, 2010 for the \$10,180,000 2007 Hospital Facilities Revenue Refunding Bonds.

Objectives

As a means to manage the risk associated with interest rate risk on its variable rate bonds, the Organization entered into an interest rate swap in connection with its 2007 Hospital Facilities Revenue Refunding Bonds. The intention of the swap agreement was to effectively change the Organization's variable interest rate on the bonds to a fixed rate of 3.942%.

Terms, Fair Values and Credit Risk

The terms, fair values, and credit ratings of the outstanding swaps as of December 31, 2010 are as follows. The notional amount of the swap matches the principal amount of the associated debt and decline with the principle amortization on the bonds.

Associated Bond Issue	Notional Amount	Effective Date	Fixed Rate	Variable Rate	Fair Value	Termination Date	Counterparty Credit Rating
2007 Hospital Facilities Revenue Refunding Bonds	\$ 10,180,000	6/1/2007	3.942%	0.71%	\$ (672,204)	December 1, 2012	Aa1/AA-/AA-

As of December 31, 2010, the negative fair values of the agreements may be countered by reductions in total interest payments under the swap agreement should the variable rate on the bonds increase. The variable rate on the swap is the Securities Industry and Financial Markets Association (SIFMA) swap index and resets weekly.

HIGHLAND COUNTY JOINT TOWNSHIP HOSPITAL DISTRICT

NOTES TO CONSOLIDATED FINANCIAL STATEMENTS DECEMBER 31, 2010 AND 2009

The counterparty carries a guarantee by an entity ("counterparty guarantor") rated Aa1 by Moody's Investors Service (Moody's), AA- by Standard and Poor's (S&P), and AA- by Fitch Ratings (Fitch). To mitigate the potential for credit risk, the fair value of the swap must be collateralized based on a schedule of the counterparty guarantor credit ratings classifications and exposure thresholds as provided in the agreements.

Basis Risk

The swap and the bonds interest rates are both pegged to SIFMA index, therefore basis risk relating to the swap is minimal.

Termination Risk

The Organization or the counterparty may terminate the swap if the other party fails to perform under the terms of the contract. If at the time of termination the swap has a negative fair value, the Organization would be liable to the counterparty for a payment equal to the swap's fair value.

Swap Payments and Associated Debt

Using rates as of December 31, 2010, debt service requirements of the variable rate debt and net swap payments of the 2007 Hospital Facilities Revenue Refunding Bonds, assuming current interest rates remain the same for the term of the bonds are disclosed in Note 8. As rates vary, variable-rate bond interest payments and net swap payments will vary.

The Organization has determined the swap to be an effective hedge. Accordingly, the fair value of the swap has been recorded and subsequent changes in fair value will be recorded only in the consolidated balance sheet while the swap remains an effective hedge. Following is an analysis of the recording of the interest rate swap agreement:

	2010	2009
Deferred outflow	<u>\$ 672,204</u>	<u>\$ 593,505</u>
	Liabilities	
	2010	2009
Interest rate swap agreements	<u>\$ 672,204</u>	<u>\$ 593,505</u>

HIGHLAND COUNTY JOINT TOWNSHIP HOSPITAL DISTRICT

NOTES TO CONSOLIDATED FINANCIAL STATEMENTS DECEMBER 31, 2010 AND 2009

10. ACCRUED LIABILITIES

The details of accrued liabilities at December 31, 2010 and 2009 are as follows:

	<u>2010</u>	<u>2009</u>
Payroll and related amounts	\$ 958,039	\$ 1,201,165
Workers' compensation premiums	189,725	271,105
Pension	283,640	363,837
Grants	--	42,861
Interest	45,824	46,722
	<u>45,824</u>	<u>46,722</u>
Total accrued liabilities	<u>\$ 1,477,228</u>	<u>\$ 1,925,690</u>

11. NET PATIENT SERVICE REVENUE

Net patient service revenue consists of the following:

	<u>2010</u>	<u>2009</u>
Revenue:		
Inpatient services:		
Routine services	\$ 8,144,234	\$ 7,037,972
Ancillary services	12,295,605	12,978,200
Outpatient services	<u>76,518,173</u>	<u>73,448,951</u>
Total patient revenue	96,958,012	93,465,123
Revenue deductions:		
Provision for contractual allowances	42,547,069	39,673,682
Provision for bad debt allowances	8,016,590	5,670,585
Provision for charity care	<u>2,419,321</u>	<u>2,116,817</u>
Total revenue deductions	<u>52,982,980</u>	<u>47,461,084</u>
Total net patient service revenue	<u>\$ 43,975,032</u>	<u>\$ 46,004,039</u>

12. OHIO PUBLIC EMPLOYEES RETIREMENT SYSTEM

The Organization contributed to the Ohio Public Employees Retirement System (OPERS). OPERS administers three separate pension plans: The Traditional Pension Plan – a cost sharing multiple-employer defined benefit pension plan; the Member-Directed Plan (MD) – a defined contribution plan; and the Combined Plan (CO) – a cost sharing multiple-employer defined benefit pension plan that has elements of both a defined benefit and defined contribution plan.

HIGHLAND COUNTY JOINT TOWNSHIP HOSPITAL DISTRICT

NOTES TO CONSOLIDATED FINANCIAL STATEMENTS DECEMBER 31, 2010 AND 2009

OPERS maintains a cost-sharing multiple employer defined benefit post-employment healthcare plan, which includes a medical plan, prescription drug program and Medicare Part B premium reimbursement, to qualifying members of both the Traditional Pension and the Combined Plans. Members of the Member-Directed Plan do not qualify for ancillary benefits, including post-employment health care coverage.

In order to qualify for post-employment health care coverage, age-and-service retirees under the Traditional Pension and Combined Plans must have 10 or more years of qualifying Ohio service credit. Health care coverage for disability benefit recipients and qualified survivor benefit recipients is available. The health care coverage provided by OPERS meets the definition of an Other Post Employment Benefit (OPEB) as described in GASB Statement 45.

The Ohio Revised Code permits, but does not mandate, OPERS to provide OPEB benefits to its eligible members and beneficiaries. Authority to establish and amend benefits is provided in Chapter 145 of the Ohio Revised Code.

OPERS issues a stand-alone financial report. Interested parties may obtain a copy by writing OPERS, 277 East Town Street, Columbus OH 43215-4642, or by calling 614-222-5601 or 800-222-7377.

Funding Policy

The Ohio Revised Code provides the statutory authority requiring public employers to fund post retirement health care through their contributions to OPERS. A portion of each employer's contribution to OPERS is set aside for the funding of post retirement health care benefits.

Employer contribution rates are expressed as a percentage of the covered payroll of active members. In 2010, state and local employers contributed at a rate of 14.00% of covered payroll. The Ohio Revised Code currently limits the employer contribution to a rate not to exceed 14.0% of covered payroll for state and local employer units. Active members do not make contributions to the OPEB Plan.

OPERS' Post Employment Health Care plan was established under, and is administrated in accordance with, Internal Revenue Code 401(h). Each year, the OPERS Retirement Board determines the portion of the employer contribution rate that will be set aside for funding of post-employment health care benefits. The portion of employer contributions allocated to health care was 5.5% from January 1 through February 28, 2010 and 5.0% from March 1 through December 31, 2010. The OPERS Retirement Board is also authorized to establish rules for the payment of a portion of the health care coverage by the retiree or their surviving beneficiaries. Payment amounts vary depending on the number of covered dependents and the coverage selected

HIGHLAND COUNTY JOINT TOWNSHIP HOSPITAL DISTRICT

NOTES TO CONSOLIDATED FINANCIAL STATEMENTS DECEMBER 31, 2010 AND 2009

The Organization's contributions, representing 100% of employer contributions, for the last three years follow:

<u>Year</u>	<u>Contribution</u>
2010	\$ 1,952,000
2009	\$ 2,087,000
2008	\$ 2,065,000

Organization contributions made to fund post-employment healthcare benefits approximated \$709,000, \$876,000, and \$1,032,000 for 2010, 2009 and 2008, respectively, which are included in the table above.

The Health Care Preservation Plan (HCPP) adopted by the OPERS Retirement Board on September 9, 2004, was effective January 1, 2007. Member and employer contribution rates for state and local employers increased on January 1 of each year from 2006 to 2008. Rates for law and public safety employers increased over a six year period beginning on January 1, 2006, with a final rate increase on January 1, 2011. These rate increases allowed additional funds to be allocated to the health care plan.

13. RISK MANAGEMENT

The Organization is exposed to various risks of loss related to property loss, torts, errors and omissions, and employee injuries (workers' compensation). The Organization has purchased commercial insurance for malpractice, general liability, and employee medical claims.

The Organization is insured against medical malpractice claims under a claims-made policy, whereby only the claims reported to the insurance carrier during the policy period are covered regardless of when the incident giving rise to the claim occurred. Under the terms of the policy, the Organization bears the risk of the ultimate costs of any individual claims exceeding \$1,000,000, or aggregate claims exceeding \$3,000,000, for claims asserted in the policy year. In addition, the Organization has an umbrella policy with an additional \$7,000,000 of coverage.

Should the claims-made policy not be renewed or replaced with equivalent insurance, claims based on the occurrences during the claims-made term, but reported subsequently, will be uninsured.

The Organization is not aware of any medical malpractice claims, either asserted or unasserted, that would exceed the policy limits. No claims have been settled during the past three years that have exceeded policy coverage limits. The cost of this insurance policy represents the Organization's cost for such claims for the year, and it has been charged to operations as a current expense.

HIGHLAND COUNTY JOINT TOWNSHIP HOSPITAL DISTRICT

NOTES TO CONSOLIDATED FINANCIAL STATEMENTS DECEMBER 31, 2010 AND 2009

The Organization is exposed to various risks of loss related to property and general losses, and employee injuries (workers' compensation), as well as medical benefits provided to employees. The Organization has purchased commercial insurance and/or participated in state-sponsored plans for coverage of these claims. Settled claims relating to the commercial insurance have not exceeded the amount of insurance coverage in any of the past three fiscal years.

14. UPCOMING ACCOUNTING PRONOUNCEMENT

GASB Statement No. 54, "Fund Balance Reporting and Governmental Fund Type Definitions," issued March 2009, is effective for periods beginning after June 15, 2010. This statement establishes fund balance classifications that comprise a hierarchy based primarily on the extent to which a government is bound to observe constraints imposed upon the use of the resources reported in governmental funds. The initial distinction that is made in reporting fund balance information is identifying amounts that are considered nonspendable, such as fund balance associated with inventories. This statement also provides for additional classification as restricted, committed, assigned, and unassigned based on the relative strength of the constraints that control how specific amounts can be spent. Governments also are required to classify and report amounts in the appropriate fund balance classifications by applying their accounting policies that determine whether restricted, committed, assigned, and unassigned amounts are considered to have been spent. Disclosure of the policies in the notes to the financial statements is required. The Hospital is currently evaluating the effects the new statement will have on its financial statements.

SUPPLEMENTARY FINANCIAL INFORMATION

HIGHLAND COUNTY JOINT TOWNSHIP HOSPITAL DISTRICT

CONSOLIDATING BALANCE SHEET DECEMBER 31, 2010

ASSETS

	Hospital	HDH Foundation	PSC	PFW	HJTDH Foundation	Eliminations	Total
Current assets							
Cash and cash equivalents	\$ 6,118,073	\$ 240	\$ 31,892	\$ 31,320	\$ 93,082	\$ -	\$ 6,274,607
Assets limited as to use - current portion	272,862	-	-	-	-	-	272,862
Patient accounts receivable - net	5,502,324	-	717,946	195,835	-	-	6,416,105
Inventories	423,927	-	-	-	-	-	423,927
Prepaid expenses and other current assets	619,050	-	71,453	22,861	-	(33,974)	679,390
Accrued interest receivable	1,224	-	-	-	-	-	1,224
Notes and grants receivable - current portion	11,706	-	-	-	-	(11,706)	-
Total current assets	12,949,166	240	821,291	250,016	93,082	(45,680)	14,068,115
Assets limited as to use							
Restricted by contributors for capital improvements and other purposes	1,033,732	-	-	-	160,810	-	1,194,542
Principal of permanent endowments	-	-	-	-	17,473	-	17,473
Designated by Board for capital improvements and employee benefits	9,228,901	100,131	-	-	-	-	9,329,032
Held by trustee under bond indenture agreements	272,862	-	-	-	-	-	272,862
Total assets limited as to use	10,535,495	100,131	-	-	178,283	-	10,813,909
Less amounts to meet current obligations	(272,862)	-	-	-	-	-	(272,862)
Total assets limited as to use - noncurrent portion	10,262,633	100,131	-	-	178,283	-	10,541,047
Capital assets - net	13,569,784	-	311,302	25,811	-	-	13,906,897
Other assets	92,886	-	-	-	-	-	92,886
Unamortized financing costs - net	92,886	-	-	-	-	-	92,886
Total other assets	92,886	-	-	-	-	-	92,886
Deferred outflow	672,204	-	-	-	-	-	672,204
Total assets and deferred outflow	\$ 37,546,673	\$ 100,371	\$ 1,132,593	\$ 275,827	\$ 271,365	\$ (45,680)	\$ 39,281,149

HIGHLAND COUNTY JOINT TOWNSHIP HOSPITAL DISTRICT

CONSOLIDATING BALANCE SHEET DECEMBER 31, 2010

LIABILITIES AND NET ASSETS

	Hospital	HDH Foundation	PSC	PFW	HJTDH Foundation	Eliminations	Total
Current liabilities							
Current portion of long-term debt	\$ 901,458	\$ -	\$ 9,811	\$ -	\$ -	\$ -	\$ 911,269
Accounts payable	1,118,455	-	80,263	34,862	1,680	(21,243)	1,214,017
Accrued liabilities	1,321,527	-	102,786	77,352	-	(24,437)	1,477,228
Estimated amounts due to third-party payors	1,402,280	-	-	-	-	-	1,402,280
Total current liabilities	4,743,720	-	192,860	112,214	1,680	(45,680)	5,004,794
Interest rate swap	672,204	-	-	-	-	-	672,204
Compensated absences	1,015,680	-	19,287	2,126	-	-	1,037,093
Long-term debt - net of current portion	9,625,000	-	139,528	-	-	-	9,764,528
Total liabilities	16,056,604	-	351,675	114,340	1,680	(45,680)	16,478,619
Net assets							
Invested in capital assets - net of related debt	3,043,326	-	161,963	25,811	-	-	3,231,100
Restricted:							
Expendable for capital improvements and debt service	1,306,594	-	-	-	160,810	-	1,467,404
Nonexpendable permanent endowments	-	-	-	-	17,473	-	17,473
Unrestricted	17,140,149	100,371	618,955	135,676	91,402	-	18,086,553
Total net assets	21,490,069	100,371	780,918	161,487	269,685	-	22,802,530
Total liabilities and net assets	<u>\$ 37,546,673</u>	<u>\$ 100,371</u>	<u>\$ 1,132,593</u>	<u>\$ 275,827</u>	<u>\$ 271,365</u>	<u>\$ (45,680)</u>	<u>\$ 39,281,149</u>

See report of independent auditors on page 1.

HIGHLAND COUNTY JOINT TOWNSHIP HOSPITAL DISTRICT

CONSOLIDATING BALANCE SHEET DECEMBER 31, 2009

ASSETS

	Hospital	HDH Foundation	PSC	PFW	HJTDH Foundation	Eliminations	Total
Current assets							
Cash and cash equivalents	\$ 7,324,920	\$ 114	\$ 73,673	\$ 59,565	\$ 83,817	\$ -	\$ 7,542,069
Assets limited as to use - current portion	272,862	-	-	-	-	-	272,862
Patient accounts receivable - net	5,374,335	-	489,103	82,262	-	-	5,945,700
Inventories	407,336	-	-	-	-	-	407,336
Prepaid expenses and other current assets	862,497	-	72,427	21,135	-	-	956,059
Accrued interest receivable	15,823	-	-	-	-	-	15,823
Notes and grants receivable - current portion	9,128	-	-	-	-	(9,128)	-
Total current assets	14,266,901	114	635,203	162,962	83,817	(9,128)	15,139,869
Assets limited as to use							
Restricted by contributors for capital improvements and other purposes	1,023,736	-	-	-	182,361	-	1,206,097
Principal of permanent endowments	-	-	-	-	17,473	-	17,473
Designated by Board for capital improvements and employee benefits	9,119,680	-	-	-	-	-	9,119,680
Held by trustee under bond indenture agreements	715,868	-	-	-	-	-	715,868
Total assets limited as to use	10,859,284	-	-	-	199,834	-	11,059,118
Less amounts to meet current obligations	(272,862)	-	-	-	-	-	(272,862)
Total assets limited as to use - noncurrent portion	10,586,422	-	-	-	199,834	-	10,786,256
Capital assets - net	13,197,570	-	369,409	29,074	-	-	13,596,053
Other assets							
Notes and grants receivable - net of current portion	-	-	-	-	-	-	-
Other assets	-	-	-	57,000	-	-	57,000
Unamortized financing costs - net	159,669	-	-	-	-	-	159,669
Total other assets	159,669	-	-	57,000	-	-	216,669
Deferred outflow							
Total assets and deferred outflow	593,505	-	-	-	-	-	593,505
	\$ 38,804,067	\$ 114	\$ 1,004,612	\$ 249,036	\$ 283,651	\$ (9,128)	\$ 40,332,352

See report of independent auditors on page 1.

HIGHLAND COUNTY JOINT TOWNSHIP HOSPITAL DISTRICT

CONSOLIDATING BALANCE SHEET DECEMBER 31, 2009

LIABILITIES AND NET ASSETS

	Hospital	HDH Foundation	PSC	PFW	HJTDH Foundation	Eliminations	Total
Current liabilities							
Current portion of long-term debt	\$ 1,140,374	\$ -	\$ 9,210	\$ -	\$ -	-	\$ 1,149,584
Accounts payable	776,158	-	83,100	5,986	-	-	865,244
Accrued liabilities	1,755,416	-	101,104	78,293	-	(9,128)	1,925,685
Estimated amounts due to third-party payors	1,766,555	-	-	-	-	-	1,766,555
Total current liabilities	5,438,503	-	193,414	84,279	-	(9,128)	5,707,068
Interest rate swap	593,505	-	-	-	-	-	593,505
Compensated absences	953,771	-	11,904	2,697	-	-	968,372
Long-term debt - net of current portion	10,526,458	-	149,337	-	-	-	10,675,795
Total liabilities	17,512,237	-	354,655	86,976	-	(9,128)	17,944,740
Net assets							
Invested in capital assets - net of related debt	1,530,738	-	210,862	29,074	-	-	1,770,674
Restricted:							
Expendable for capital improvements and debt service	1,739,602	-	-	-	182,361	-	1,921,963
Nonexpendable permanent endowments	-	-	-	-	17,473	-	17,473
Unrestricted	18,021,490	114	439,095	132,986	83,817	-	18,677,502
Total net assets	21,291,830	114	649,957	162,060	283,651	-	22,387,612
Total liabilities and net assets	\$ 38,804,067	\$ 114	\$ 1,004,612	\$ 249,036	\$ 283,651	\$ (9,128)	\$ 40,332,352

See report of independent auditors on page 1.

HIGHLAND COUNTY JOINT TOWNSHIP HOSPITAL DISTRICT

CONSOLIDATING STATEMENT OF OPERATIONS AND CHANGES IN NET ASSETS YEAR ENDED DECEMBER 31, 2010

	HDH		PSC	PFW	HJTDH		Eliminating	Total
	Hospital	Foundation			Foundation			
Operating revenues								
Net patient service revenue	\$ 39,236,266	\$ -	\$ 3,698,274	\$ 1,082,718	\$ -	\$ (42,226)		\$ 43,975,032
Other operating revenue	740,477	275	561	264	90,022	(115,422)		716,177
Total operating revenues	<u>39,976,743</u>	<u>275</u>	<u>3,698,835</u>	<u>1,082,982</u>	<u>90,022</u>	<u>(157,648)</u>		<u>44,691,209</u>
Operating expenses								
Salaries and wages	14,551,371	-	2,463,018	1,147,821	-	-		18,162,210
Employee benefits	4,943,006	-	352,552	241,890	-	-		5,537,448
Supplies	7,267,553	-	126,421	117,464	22,199	-		7,533,637
Purchased services	3,822,350	-	1,299,679	12,668	30,867	(64,749)		5,100,815
Physician fees	1,708,717	-	21,467	-	4,445	(21,467)		1,713,162
Depreciation	2,712,685	-	58,107	62,394	-	-		2,833,186
Professional fees	103,906	-	-	-	-	-		103,906
Utilities	884,743	-	87,104	30,436	-	(27,563)		974,720
Insurance	379,391	-	77,244	70,782	-	(43,869)		483,548
Other	887,787	18	423,867	175,169	50,438	-		1,537,279
Total operating expenses	<u>37,261,509</u>	<u>18</u>	<u>4,909,459</u>	<u>1,858,624</u>	<u>107,949</u>	<u>(157,648)</u>		<u>43,979,911</u>
Income (loss) from operations	2,715,234	257	(1,210,624)	(775,642)	(17,927)	-		711,298
Nonoperating gains (losses)								
Investment income	14,019	-	-	4	3,961	-		17,984
Capital grants	89,188	-	-	-	-	-		89,188
Interest on restricted assets	95,125	-	-	-	-	-		95,125
Interest expense	(488,794)	-	(9,785)	-	-	-		(498,579)
Other nonoperating gains	(1,533)	-	1,370	65	-	-		(98)
Total nonoperating gains (losses)	<u>(291,995)</u>	<u>-</u>	<u>(8,415)</u>	<u>69</u>	<u>3,961</u>	<u>-</u>		<u>(296,380)</u>
Excess of revenue over expenses	2,423,239	257	(1,219,039)	(775,573)	(13,966)	-		414,918
Transfer from (to) affiliates	<u>(2,225,000)</u>	<u>100,000</u>	<u>1,350,000</u>	<u>775,000</u>	<u>-</u>	<u>-</u>		<u>-</u>
Change in net assets	198,239	100,257	130,961	(573)	(13,966)	-		414,918
Net assets - beginning of year	<u>21,291,830</u>	<u>114</u>	<u>649,957</u>	<u>162,060</u>	<u>283,651</u>	<u>-</u>		<u>22,387,612</u>
Net assets - end of year	<u>\$ 21,490,069</u>	<u>\$ 100,371</u>	<u>\$ 780,918</u>	<u>\$ 161,487</u>	<u>\$ 269,685</u>	<u>\$ -</u>		<u>\$ 22,802,530</u>

HIGHLAND COUNTY JOINT TOWNSHIP HOSPITAL DISTRICT

CONSOLIDATING STATEMENT OF OPERATIONS AND CHANGES IN NET ASSETS YEAR ENDED DECEMBER 31, 2009

	Hospital	HDH Foundation	PSC	PFW	HJTDH Foundation	Eliminating	Total
Operating revenues							
Net patient service revenue	\$ 42,588,128	\$ -	\$ 2,868,059	\$ 1,031,613	\$ -	\$ (483,761)	\$ 46,004,039
Other operating revenue	829,646	62	1,629	549	73,744	(74,700)	830,930
Total operating revenue	<u>43,417,774</u>	<u>62</u>	<u>2,869,688</u>	<u>1,032,162</u>	<u>73,744</u>	<u>(558,461)</u>	<u>46,834,969</u>
Operating expenses							
Salaries and wages	15,051,812	-	1,997,935	1,127,224	-	-	18,176,971
Employee benefits	5,848,205	-	429,057	205,073	-	-	6,482,335
Supplies	7,139,833	-	118,763	91,685	25,742	-	7,376,023
Purchased services	3,941,743	-	1,041,427	6,405	19,471	(47,725)	4,961,321
Physician fees	2,196,690	-	36,800	-	3,220	(465,365)	1,771,345
Depreciation	2,497,362	-	74,919	41,472	-	-	2,613,753
Professional fees	188,083	-	-	-	-	-	188,083
Utilities	896,372	-	77,865	30,801	-	-	1,005,038
Insurance	406,994	-	24,339	4,290	-	-	435,623
Other	563,579	40	384,826	230,211	28,100	(45,371)	1,161,385
Total operating expenses	<u>38,730,673</u>	<u>40</u>	<u>4,185,931</u>	<u>1,737,161</u>	<u>76,533</u>	<u>(558,461)</u>	<u>44,171,877</u>
Income (loss) from operations	4,687,101	22	(1,316,243)	(704,999)	(2,789)	-	2,663,092
Nonoperating gains (losses)							
Investment income	174,664	-	-	28	773	-	175,465
Capital grants	35,953	-	-	-	-	-	35,953
Interest on restricted assets	127,904	-	-	-	-	-	127,904
Interest expense	(941,214)	-	(10,347)	-	-	-	(951,561)
Other nonoperating gains	16,313	-	13,216	228	-	-	29,757
Total nonoperating gains (losses)	<u>(586,380)</u>	<u>-</u>	<u>2,869</u>	<u>256</u>	<u>773</u>	<u>-</u>	<u>(582,482)</u>
Excess of revenue over expenses	4,100,721	22	(1,313,374)	(704,743)	(2,016)	-	2,080,610
Transfer from (to) affiliates	<u>(2,100,000)</u>	<u>-</u>	<u>1,475,000</u>	<u>625,000</u>	<u>-</u>	<u>-</u>	<u>-</u>
Change in net assets	2,000,721	22	161,626	(79,743)	(2,016)	-	2,080,610
Net assets - beginning of year	<u>19,291,109</u>	<u>92</u>	<u>488,331</u>	<u>241,803</u>	<u>285,667</u>	<u>-</u>	<u>20,307,002</u>
Net assets - end of year	<u>\$ 21,291,830</u>	<u>\$ 114</u>	<u>\$ 649,957</u>	<u>\$ 162,060</u>	<u>\$ 283,651</u>	<u>\$ -</u>	<u>\$ 22,387,612</u>



Blue & Co., LLC / 8800 Lyra Drive, Suite 450 / Columbus, OH 43240
main 614.885.BLUE (2583) fax 614.885.0580 email blue@blueandco.com

**REPORT ON INTERNAL CONTROL OVER FINANCIAL REPORTING AND ON COMPLIANCE AND
OTHER MATTERS BASED ON AN AUDIT OF FINANCIAL STATEMENTS PERFORMED IN
ACCORDANCE WITH GOVERNMENT AUDITING STANDARDS**

To the Highland County Joint Township Hospital Board of Trustees
and Hospital Board of Governors
Highland County Joint Township Hospital District
Hillsboro, Ohio

We have audited the consolidated financial statements of Highland County Joint Township Hospital District (the Organization) as of and for the year ended December 31, 2010, and have issued our report thereon dated March 24, 2011. We conducted our audit in accordance with auditing standards generally accepted in the United States of America and the standards applicable to financial audits contained in *Government Auditing Standards*, issued by the Comptroller General of the United States.

Internal Control Over Financial Reporting

In planning and performing our audit, we considered the Organization's internal control over financial reporting as a basis for designing our auditing procedures for the purpose of expressing our opinion on the financial statements, but not for the purpose of expressing an opinion on the effectiveness of the Organization's internal control over financial reporting. Accordingly, we do not express an opinion on the effectiveness of the Organization's internal control over financial reporting.

A deficiency in internal control exists when the design or operation of a control does not allow management or employees, in the normal course of performing their assigned functions, to prevent or detect and correct misstatements on a timely basis. A material weakness is a deficiency or combination of deficiencies in internal control such that there is a reasonable possibility that a material misstatement of the entity's financial statements will not be prevented or detected and corrected on a timely basis.

Our consideration of internal control over financial reporting was for the limited purpose described in the first paragraph of this section and was not designed to identify all deficiencies in internal control over financial reporting that might be deficiencies, significant deficiencies or material weaknesses. We did not identify any deficiencies in internal control over financial reporting that we consider to be material weaknesses, as defined above.

**REPORT ON INTERNAL CONTROL OVER FINANCIAL REPORTING AND ON COMPLIANCE AND
OTHER MATTERS BASED ON AN AUDIT OF FINANCIAL STATEMENTS PERFORMED IN
ACCORDANCE WITH GOVERNMENT AUDITING STANDARDS (continued)**

Compliance and Other Matters

As part of obtaining reasonable assurance about whether the consolidated financial statements of Highland County Joint Township Hospital District are free of material misstatement, we performed tests of its compliance with certain provisions of laws, regulations, contracts and grant agreements, noncompliance with which could have a direct and material effect on the determination of financial statement amounts. However, providing an opinion on compliance with those provisions was not an objective of our audit and, accordingly, we do not express such an opinion. The results of our tests disclosed no instances of noncompliance that are required to be reported under *Government Auditing Standards*.

We communicated certain matters to the Organization's management in a separate letter dated March, 24, 2011.

This report is intended solely for the information and use of the Board of Governors, management, and the auditor of the State of Ohio and is not intended to be and should not be used by anyone other than those specified parties.

Bene G., LLC

March 24, 2011



Dave Yost • Auditor of State

HIGHLAND COUNTY JOINT TOWNSHIP HOSPITAL DISTRICT

HIGHLAND COUNTY

CLERK'S CERTIFICATION

This is a true and correct copy of the report which is required to be filed in the Office of the Auditor of State pursuant to Section 117.26, Revised Code, and which is filed in Columbus, Ohio.

Susan Babbitt

CLERK OF THE BUREAU

CERTIFIED
MAY 5, 2011