

2009  
COMPREHENSIVE  
ANNUAL FINANCIAL  
REPORT

FOR THE FISCAL YEAR  
ENDED DECEMBER 31, 2009



COLUMBUS METROPOLITAN LIBRARY





Mary Taylor, CPA  
Auditor of State

Board of Trustees  
Columbus Metropolitan Library  
96 South Grant Street  
Columbus, Ohio 43215

We have reviewed the *Independent Accountants' Report* of the Columbus Metropolitan Library, Franklin County, prepared by Kennedy Cottrell Richards LLC, for the audit period January 1, 2009 through December 31, 2009. Based upon this review, we have accepted these reports in lieu of the audit required by Section 117.11, Revised Code. The Auditor of State did not audit the accompanying financial statements and, accordingly, we are unable to express, and do not express an opinion on them.

Our review was made in reference to the applicable sections of legislative criteria, as reflected by the Ohio Constitution, and the Revised Code, policies, procedures and guidelines of the Auditor of State, regulations and grant requirements. The Columbus Metropolitan Library is responsible for compliance with these laws and regulations.

*Mary Taylor*

Mary Taylor, CPA  
Auditor of State

June 9, 2010

# Certificate of Achievement for Excellence in Financial Reporting

Presented to

Columbus Metropolitan  
Library, Ohio

For its Comprehensive Annual  
Financial Report  
for the Fiscal Year Ended  
December 31, 2008

A Certificate of Achievement for Excellence in Financial Reporting is presented by the Government Finance Officers Association of the United States and Canada to government units and public employee retirement systems whose comprehensive annual financial reports (CAFRs) achieve the highest standards in government accounting and financial reporting.



A handwritten signature in black ink, appearing to read "JEFFREY R. EMER".

President

A handwritten signature in black ink, appearing to read "JEFFREY R. EMER".

Executive Director

# Columbus Metropolitan Library

Columbus, Ohio

## COMPREHENSIVE ANNUAL FINANCIAL REPORT

For Fiscal Year Ended December 31, 2009



Issued by:

**DEWITT HARRELL**

Chief Financial Officer/Fiscal Officer

**This Page is Intentionally Left Blank.**

# Columbus Metropolitan Library

---

## COMPREHENSIVE ANNUAL FINANCIAL REPORT

YEAR ENDED DECEMBER 31, 2009

### TABLE OF CONTENTS

|   | <u>Page</u> |
|---|-------------|
| <b>INTRODUCTORY SECTION</b>   |             |
| Certificate of Achievement for Excellence in Financial Reporting  | Cover Page  |
| Title Page.....   | i           |
| Table of Contents.....  | ii          |
| Library Officials and Staff.....  | v           |
| Organizational Chart.....   | vi          |
| Letter of Transmittal .....   | vii         |
| <b>FINANCIAL SECTION</b>  |             |
| Independent Accountants' Report.....  | 1           |
| Management's Discussion and Analysis.....   | 3           |
| Basic Financial Statements:   |             |
| Government-Wide Financial Statements:   |             |
| Statement of Net Assets .....   | 11          |
| Statement of Activities .....   | 12          |
| Fund Financial Statements:  |             |
| Balance Sheet - Governmental Funds.....   | 13          |
| Reconciliation of Total Governmental Fund Balances to Net Assets<br>of Governmental Activities.....   | 14          |
| Statement of Revenues, Expenditures and Changes<br>in Fund Balances - Governmental Funds .....  | 15          |
| Reconciliation of the Statement of Revenues, Expenditures and<br>Changes in Fund Balances to the Statement of<br>Activities – Governmental Funds..... | 16          |
| Statement of Revenues, Expenditures and Changes in Fund<br>Balances - Budget (Non-GAAP) and Actual - General Fund .....                               | 17          |
| Statement of Net Assets - Proprietary Fund .....  | 18          |
| Statement of Revenues, Expenses and Changes<br>in Fund Net Assets - Proprietary Fund .....  | 19          |

# Columbus Metropolitan Library

---

|  |             |
|--|-------------|
| FINANCIAL SECTION (continued).....   | <u>Page</u> |
| Statement of Cash Flows - Proprietary Fund .....   | 20          |
| Notes to the Basic Financial Statements .....  | 21          |
| Fund Descriptions .....  | 35          |
| Supplemental Schedules - General Fund:   |             |
| Schedule of Assets, Liabilities and Balances of Accounts – General Fund .....  | 36          |
| Combining Supplemental Schedule of Revenues, Expenditures and<br>Changes in Account Balance – General Fund .....                 | 37          |
| Supplemental Schedules – Capital Projects Fund:  |             |
| Schedule of Assets, Liabilities and Project Balances – Capital Projects Fund .....   | 38          |
| Combining Supplemental Schedule of Revenues, Expenditures and<br>Changes in Project Balance – Capital Projects Fund.....         | 44          |
| Combining Statements – Nonmajor Governmental Funds:  |             |
| Combining Balance Sheet – Nonmajor Governmental Funds .....  | 50          |
| Combining Statement of Revenues, Expenditures and<br>Changes in Fund Balance – Nonmajor Governmental Funds .....                 | 51          |
| Combining Balance Sheet – Nonmajor Special Revenue Funds.....  | 52          |
| Combining Statement of Revenues, Expenditures and<br>Changes in Fund Balance – Nonmajor Special Revenue Funds .....              | 53          |
| Combining Schedule of Revenues, Expenditures and Changes in Fund<br>Balances - Budget (Non-GAAP) and Actual - General Fund ..... | 55          |
| Individual Schedules of Revenues, Expenditures and Changes in Fund<br>Balances - Budget (Non-GAAP) and Actual – Nonmajor Funds:  |             |
| Restricted Fund .....  | 59          |
| Land Development Fund .....  | 60          |
| LSTA Grant Fund .....  | 61          |
| FEMA Grant Fund .....  | 62          |



# Columbus Metropolitan Library

---

|   |             |
|---|-------------|
| <b>FINANCIAL SECTION (continued)</b> .....  | <u>Page</u> |
| Individual Schedules of Revenues, Expenditures and Changes in Fund<br>Balances - Budget (Non-GAAP) and Actual – Nonmajor Funds: (continued) |             |

|                     |    |
|---------------------|----|
| Permanent Fund..... | 63 |
|---------------------|----|

## STATISTICAL SECTION

|  |    |
|--|----|
| Section Overview .....   | 65 |
| Net Assets by Component - Last Seven Fiscal Years.....                               | 66 |
| Changes in Net Assets - Last Seven Fiscal Years.....                                 | 67 |
| Fund Balances, Governmental Funds - Last Ten Fiscal Years.....                       | 68 |
| Changes in Fund Balances, Governmental Funds - Last Ten Fiscal Years.....            | 69 |
| Assessed and Estimated Actual Value of Taxable Property - Last Ten Fiscal Years..... | 70 |
| Direct and Overlapping Property Tax Rates, - Last Ten Fiscal Years.....              | 72 |
| Principal Property Taxpayers – Current Year and Nine Years Ago.....                  | 75 |
| Property Tax Levies and Collections – Last Ten Fiscal Years .....                    | 76 |
| Demographic and Economic Statistics – Last Ten Calendar Years.....                   | 77 |
| Principal Employers – Current Year and Nine Years Ago.....                           | 78 |
| Branch Information – Last Six Fiscal Years .....                                     | 79 |
| Operation Indicators – Last Ten Fiscal Years .....                                   | 81 |
| Employment Trend – Last Ten Fiscal Years .....                                       | 82 |

## COMPLIANCE SECTION

|  |    |
|--|----|
| Independent Accountants' Report on Internal Control over Financial Reporting and on<br>Compliance and Other Matters Required by <i>Government Auditing Standards</i> ..... | 83 |
|--|----|

# Columbus Metropolitan Library

---

## LIBRARY OFFICIALS AS OF DECEMBER 31, 2009

---

### BOARD OF TRUSTEES

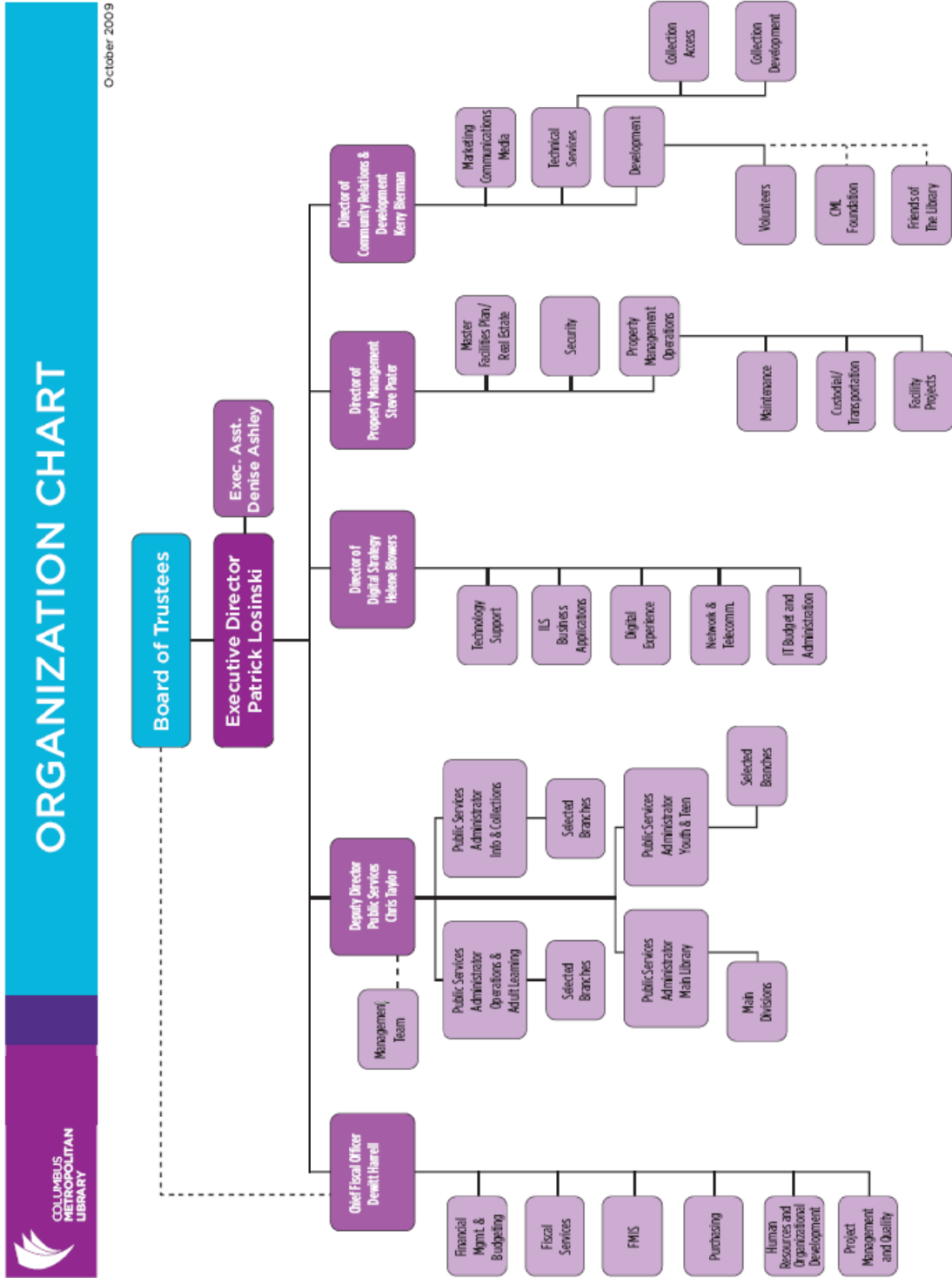
|                            |                             |
|----------------------------|-----------------------------|
| Ms. Amy Milbourne,         | President of the Board      |
| Mr. Stephen Rasmussen,     | Vice President of the Board |
| Mr. Roger Sugarman,        | Secretary of the Board      |
| Ms. Cynthia A. Hilsheimer, | Member                      |
| Ms. Erika Clark Jones,     | Member                      |
| Mr. Randy Fortener,        | Member                      |
| Mr. Michael Lawson,        | Member                      |

### EXECUTIVE STAFF

|                       |                    |
|-----------------------|--------------------|
| Mr. Patrick Losinski, | Executive Director |
|-----------------------|--------------------|

### ADMINISTRATIVE STAFF

|                        |  |
|------------------------|--|
| Ms. Chris Taylor,      | Deputy Director of Public Services               |
| Mr. Dewitt D. Harrell, | Chief Financial Officer/Fiscal Officer           |
| Mr. Stephen K. Prater, | Director of Property Management                  |
| Ms. Helene Blowers,    | Director of Digital Strategy                     |
| Mr. Kerry M. Bierman,  | Director of Community Relations &<br>Development |



October 2009

## ORGANIZATION CHART





May 18, 2010

**To the Citizens of the City of Columbus and Franklin County and  
The Board of Trustees and Executive Director  
of the Columbus Metropolitan Library**

The Ohio Revised Code requires that all general-purpose governments publish a complete set of financial statements, presented in conformity with accounting principles generally accepted in the United States of America (GAAP) and audited in accordance with generally accepted auditing standards by a firm of licensed certified public accountants. Pursuant to this requirement, I hereby issue the comprehensive annual financial report (CAFR) of the Columbus Metropolitan Library, Franklin County, Ohio, (the Library) for the fiscal year ended December 31, 2009.

This report consists of management's representations concerning the finances of the Library. Consequently, management assumes all responsibility for completeness and reliability of all of the information presented in this report.

The management of the Library has established a comprehensive internal control framework that is designed to compile sufficient information for the presentation of the Library's financial statements in conformity with GAAP. Because the cost of internal controls should not outweigh their benefit, the Library's comprehensive framework of internal controls has been designed to provide reasonable, but not absolute, assurance that the financial statements are free from material misstatement.

The Library's financial statements have been audited under contract with the Auditor of State of Ohio by Kennedy Cottrell Richards, a firm of licensed certified public accountants. The independent auditor concluded that the Library's financial statements for the fiscal year ended December 31, 2009, are fairly presented in conformity with accounting principles generally accepted in the United States of America. The independent auditor's report is presented as the first component of the financial section of this report.

GAAP requires that management provide a narrative introduction, overview and analysis to accompany the basic financial statements in the form of Management's Discussion and Analysis (MD&A). This letter of transmittal is designed to compliment the MD&A and should be read in conjunction with it. The Library's MD&A can be found immediately following the report of the independent auditors.

# **Columbus Metropolitan Library**

---

## **THE HISTORY OF THE LIBRARY**

During the early history of Columbus, a series of libraries existed which operated on a subscription or membership fee basis. With the support of a group of public-spirited citizens, a permanent tax-supported free public library was established by the Columbus City Council in 1872. This library opened its doors to the public in a room in the newly constructed City Hall in 1873 and was officially designated by the City Council as the Public Library and Reading Room of Columbus.

This was officially changed to the Columbus Public Library thirty years later when plans were commenced to construct a separate building. With a gift from philanthropist Andrew Carnegie of \$200,000, the Board succeeded in constructing a building that is part of the present Main Library on South Grant Avenue. At the same time this building was opened to the public in 1907, the Library initiated a series of deposit collections in various locations throughout the community. Out of these collections grew the current branch library system, expanding with the growth of Columbus and Franklin County.

In 1976, the Library became a county district library and changed its name to the Public Library of Columbus and Franklin County. Its legal service district was then defined as all of Franklin County, except for those legal service areas of the other six library systems within the county.

A milestone in the Library's history occurred in 1986, when the Library Board of Trustees (the Board) voted to seek funds and implement a comprehensive services and capital improvements package. Thanks to the support of library customers and thousands of volunteers throughout Franklin County, a combination renewal and new fifteen-year General Property tax levy totaling 2.2 mills was approved by library district voters in November 1986. In November 2000, the voters of Franklin County renewed the 2.2 mills for an additional ten years.

After the tax levy was approved, one of the first service improvements included additional public service hours at many of the library locations. Sunday hours, requested by the public for years, were added in September of that year at the Main Library and the system's regional branch locations. The materials budget was increased significantly, allowing the Library to purchase additional books, magazines, newspapers, databases, audio and video cassettes, and other items to meet the burgeoning demand.

As the Public Library of Columbus and Franklin County continued to enhance services and facilities to Columbus' suburbs, there was an increasing awareness that the Library's name did not accurately describe the system's responsibilities to many Central Ohio residents.

In June of 1989, the Board approved a new name for the system, the "Columbus Metropolitan Library," to better reflect the organization's mission to the communities within the Library's service district, including Brice, Canal Winchester, Columbus, Dublin, Gahanna, Hilliard, Lockbourne, New Albany, Obetz, Reynoldsburg, Valleyview, and Whitehall. The Board also adopted a new logo for the Library, designed to increase customers' awareness of the system's libraries and services.

The construction of new library branches, or the renovation and expansion of existing facilities, has created an excitement which has drawn thousands of new customers into the Library.

Today the Library consists of a Main Library and 21 branches located throughout Franklin County, Ohio. Additionally, the Library entered into a contract in 1993 with Worthington Public Library, a

# Columbus Metropolitan Library

---

separate legal entity, to contribute to the operation of a library facility that services the citizens of both library districts.

## REPORTING ENTITY

The Library's reporting entity has been defined in accordance with Section 3375.20 (E) of the Ohio Revised Code, and thus reaffirms the boundaries of the Columbus Metropolitan Library, a county library district, to be composed of all of the land area within Franklin County, Ohio, except for the land area lying within the boundaries of other public library districts in the County.

The land area lying within the Columbus Metropolitan Library is composed of the following:

Canal Winchester Local School District, Columbus City School District, Dublin Local School District, Gahanna-Jefferson City School District, Groveport-Madison Local School District, Hamilton Local School District, Hilliard City School District, Licking Heights Local School District, Plain Local School District, Reynoldsburg City School District, Upper Arlington City School District (outside of the municipality boundaries), and Whitehall City School District.

The Library, which is a separate legal entity, is under the control and management of a seven (7) member Board of Trustees. Three Board members are appointed by the Judges of the Court of Common Pleas and four are appointed by the Franklin County Commissioners. Board members are appointed for a term of seven (7) years with one term expiring each year. Since the Library is a separate legal entity, it is financially and operationally independent from Franklin County and the City of Columbus. The Library does not provide a financial benefit or impose a financial burden to the County. The County Commissioners can not influence the programs, activities or level of services provided by the Library. Although the County Commissioners serve as the Library's taxing authority, any decision to request approval of a tax, the rate and purpose(s) of a levy lies solely with the Board of Trustees. Based on a formal request from the Board, the County Commissioners, in accordance with the Ohio Revised Code, shall place the issue on the ballot.

The basic financial statements included in the financial section of this report, comply with provisions of Governmental Accounting Standards Board (GASB) Statement No. 14, "The Financial Reporting Entity," and GASB Statement No. 39, "Determining Whether Certain Organizations are Component Units – an amendment to GASB Statement No. 14" in that the financial statements include all the organizations, activities and functions for which the Library (the reporting entity) is financially accountable. Financial accountability is defined as either (1) the Library's ability to impose its will over the component units or (2) the possibility that the component units will provide a financial benefit to or impose a specific financial burden on the Library.

## Materials and Services

The Library's collection contains over 2.2 million items including books, audio books, music CDs, DVD's, digital downloads, magazines, newspapers, maps and sheet music. The Library also has a microfilm collection of past issues of many periodicals including magazines and newspapers that serve as a resource for historians and genealogists.

Public access computers at all Library locations provide access to the Internet and a wealth of electronic databases. Customers can utilize many resources through the Library's Virtual Branch, at

# Columbus Metropolitan Library

---

<http://www.columbuslibrary.org>. This site provides access to directories, indexes, abstracts and full-text information on careers and researching businesses.

The Library offers programs for adults and children to showcase our collections and resources. Story hours and an annual summer reading program for children, teens and adults are designed to engage people in the art of reading.

The Outreach Division of the Public Services Department provides library services to customers who are not able to visit a Library facility. These services include a talking books program, special services to the homebound, jail services, lobby stops at extended care facilities, and the BookMobiles, which serve children at risk of starting school unprepared to read. During 2009 the Library was granted funds from the United Way of Central Ohio to utilize the Outreach Division to operate the Ready to Read program which goes into the community to train parents and caregivers on the importance of young literacy as well as techniques to engage young children with a love of literacy.

## OUR PLAN

At the Columbus Metropolitan Library, our focus is on our customers and the future of our community. Our mission and vision is realized through aligning our annual work with a focused Strategic Plan. We defined our Strategic Plan in 2006 as a result of extensive customer research. Strong adherents to the value of customer segmentation, our research identified approximately 15 types of customer behaviors. Through an analytical process, our executive leadership refined and prioritized the customer behaviors into three groups: Young Minds, Virtual Users, and Power Users. Additionally, we add two internal strategies: Expand Our Capacity and Engage Our Team. We drive our service and our annual work towards meeting the goals within our five strategies.

OUR MISSION

WHY WE EXIST

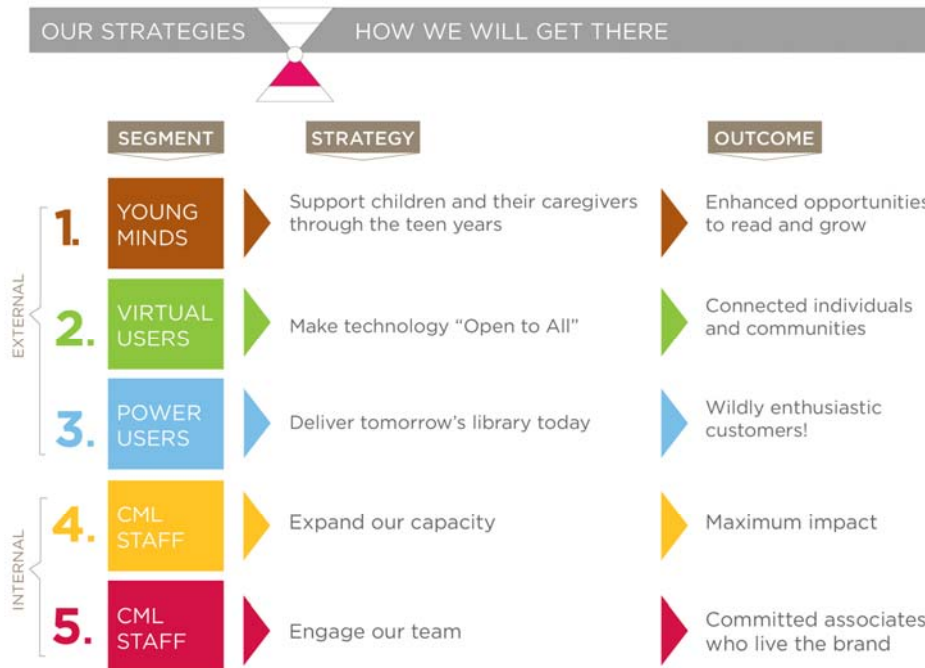
“TO PROMOTE READING AND  
GUIDE LEARNING IN PURSUIT  
OF INFORMATION, KNOWLEDGE  
AND WISDOM.”

OUR VISION

WHERE WE ARE GOING

“A THRIVING COMMUNITY WHERE  
WISDOM PREVAILS.”

# Columbus Metropolitan Library



The annual budget serves the foundation of the Library's financial planning and control. The Board is required to adopt a final budget no later than April 1<sup>st</sup> of the current fiscal year. The level at which the Board approves each budget becomes the "legal level of control". This is the level at which transfers of appropriation requires Board action. For the General Fund, the Board approves the budget at the character level, as follows: Salaries and Benefits and All Other Expenditures. All other funds are budgeted at the total expenditure level.



# Columbus Metropolitan Library

---

After the Board has adopted the budget, any amendment which will increase or decrease the approved appropriation requires Board approval. The Board has delegated purchase and expenditure/expense approval to the Library's administration for the daily operational needs of the Library.

## 2009 STRATEGIC ACCOMPLISHMENTS

### Notable Accomplishments for 2009

- Job Help Centers were established and implemented in all locations including <http://www.columbuslibrary.org/jobhelp> . Over 37,000 customers were helped in 2009.
- Three additional Homework Help Centers were established in 2009. These three new Homework Help Centers (Franklinton, Shepard, and Main) were 100% funded by private donations.
- The first Ready to Read Corp was established. The Ready to Read Corp is funded 100% by private grants and donations.
- The Board of Trustees convened the Governance Task Force and all of CML's policies and procedures were reviewed and updated as needed.
- The system wide roll-out of the quick access catalog (kiosks) interface was deployed.

### Key Accomplishments by Segment for 2009

#### 1. Young Minds

- Pending funding, implement HHCs in the remaining 5 branches and Main Library.
- Fund, establish, build out, and implement Ready to Read Corps pilot.

#### 2. Virtual Users

- Complete the implementation and launch of IM/chat reference for InfoLine customers.
- Implement functionality into online catalog for customer reviews and ratings of items via website (aka My Discoveries).
- Use <http://www.columbuslibrary.org> to showcase customers and share stories of virtual and power users (aka "Share Your Library Love").

#### 3. Power Users

- Continue implementation of the 3-year Discovery Place Roadmap & Gaps List for new functionality to CML's integrated library system.
- Devise and implement a plan to collect, measure, and report customer experiences, such as cardholder signups, customer checkout, library visitation, website activity and other points of interaction.
- Convert outreach homebound service to a resource by mail service.
- Implement exterior building sign program per 2007 consultant study.
- System-wide rollout of the quick access catalogs (kiosks).
- Reduce PC wait times.
- Implemented the Leisure Reading Collection at The Ohio State University's Main Library.

#### 4. Expand Our Capacity

- Established and implemented Job Help Centers in all locations.
- Enhance security system, implementation of new access system and staff ID cards.
- Implement improvements to branch HVAC and Air Quality per 2007 study.

# Columbus Metropolitan Library

- Audit, review, and update internal and external policy and procedures.
- Develop and implement the plan for shipping/receiving and distribution of mail, packages, etc. at Main Library.
- Develop and recommend a system-wide strategy for a green CML.
- Automate Main Library parking facility.
- Investigate and create a recommendation for materials handling.
- Implement Office 2007 on all staff PCs.
- Conduct a fee for service study.
- Created and implemented Exceptional Customer Experiences initiatives at all branches and Main.

## 5. Engage Our Team

- Implement the Organizational Development Plan (Core/required training, technology training, management development/succession management).
- Develop and implement a comprehensive diversity plan.
- Develop and implement a process for staff suggestions (aka "Suggest It").

The following table demonstrates the tactics worked on throughout 2009 and the divisions within the Library working together to accomplish the objectives.

| Tactical # | 2009 Tactical Plan Item  | Status             | HR | CR&D | PMO | PM | FIN | PSD | IT | TS | DS | FOL | CMLF | Young Minds | Virtual Users | Powers User | Exp& Capacity | Engage our Team |   |
|------------|--|--------------------|----|------|-----|----|-----|-----|----|----|----|-----|------|-------------|---------------|-------------|---------------|-----------------|---|
| 09-01      | 2020 Vision Plan for Services & Facilities is developed & approved.  | Will complete 2010 | ♦  | ♦    | ♦   | ♦  | ♦   | ♦   | ♦  | ♦  | ♦  | ♦   | ♦    | X           | X             | X           | X             | X               |   |
| 09-02      | Establish & implement job help centers at all locations.   | Completed          | ♦  | ♦    | ♦   | ♦  | ♦   | ♦   | ♦  | ♦  | ♦  |     |      |             |               |             | X             | X               |   |
| 09-03      | Pending funding, implement HHCs in the remaining 5 branches and Main Library.  | Completed 3        | ♦  | ♦    |     | ♦  | ♦   | ♦   | ♦  | ♦  |    |     |      | X           |               |             | X             |                 |   |
| 09-04      | Continue implementation of the 3-year Discovery Place Roadmap & Gaps List ('08 plan) for new functionality to CML's integrated library system (ILS). | Completed          |    |      |     |    | ♦   | ♦   | ♦  | ♦  | ♦  |     |      | X           | X             | X           | X             | X               |   |
| 09-05      | Fund, establish, build out, & implement Ready to Read Corps pilot.   | Completed          | ♦  | ♦    |     | ♦  | ♦   | ♦   | ♦  | ♦  | ♦  |     |      | X           |               |             | X             | X               |   |
| 09-06      | Reconfigure designated areas at Main for improved efficiencies.  | Will complete 2010 |    | ♦    |     | ♦  | ♦   | ♦   | ♦  | ♦  |    |     |      | X           |               | X           | X             | X               |   |
| 09-07      | Enhance security system; implementation of new access system & staff ID cards.   | Completed          | ♦  | ♦    | ♦   | ♦  | ♦   | ♦   | ♦  | ♦  | ♦  |     |      |             |               |             |               | X               |   |
| 09-08      | Implement Org. Dev. Plan: (Core/Required training, Technology training, Management Development/Succession Management).                               | Completed          |    | ♦    | ♦   | ♦  | ♦   | ♦   | ♦  | ♦  | ♦  |     |      |             |               |             |               | X               | X |
| 09-09      | Implement improvements to branch HVAC & Air Quality per 2007 study.  | Completed          |    |      |     | ♦  | ♦   |     |    |    |    |     |      |             |               |             |               | X               |   |
| 09-10      | Implement the approved 2009 SMART-IT plan.   | Completed          |    | ♦    | ♦   | ♦  | ♦   | ♦   | ♦  | ♦  | ♦  |     |      | X           | X             | X           | X             | X               |   |

# Columbus Metropolitan Library

| Tactical # | 2009 Tactical Plan Item   | Status  | HR | CR&D | PMO | PM | FIN | PSD | IT | TS | DS | FOL | CMLF | Young Minds | Virtual Users | Powers User | Exp& Capacity | Engage our Team |
|------------|---|---|----|------|-----|----|-----|-----|----|----|----|-----|------|-------------|---------------|-------------|---------------|-----------------|
| 09-11      | Audit, review, update internal and external policy & procedures.  | Will complete 2010                                      |    | ♦    | ♦   | ♦  | ♦   | ♦   | ♦  | ♦  | ♦  |     |      |             |               |             | X             | X               |
| 09-12      | Implement improvements to Main roof per 2007 consultant study.  | Phase 1 Complete, Phase 2 Pending Funds                 |    | ♦    |     | ♦  | ♦   | ♦   |    |    |    |     |      |             |               |             |               | X               |
| 09-13      | Develop, recommend & implement a paperless office strategy.   | Canceled  |    |      | ♦   |    | ♦   |     | ♦  |    | ♦  |     |      |             |               |             |               | X               |
| 09-14      | Automate internal forms - streamline analog processes.  | Canceled  |    | ♦    | ♦   | ♦  | ♦   | ♦   | ♦  | ♦  | ♦  |     |      |             |               |             |               | X               |
| 09-15      | Develop & implement a comprehensive diversity plan.   | Completed   |    | ♦    | ♦   | ♦  | ♦   | ♦   | ♦  | ♦  | ♦  |     |      |             |               |             |               | X X             |
| 09-16      | Respond to Organizational Climate Survey.   | Carryover   |    | ♦    | ♦   | ♦  | ♦   | ♦   | ♦  | ♦  | ♦  |     |      | X           | X             | X           | X             | X X             |
| 09-17      | Establish a plan to create, implement & strengthen the systems commitment to Teen Services.   | Will complete 2010                                      |    |      |     |    |     | ♦   |    |    |    |     |      | X           |               |             |               | X               |
| 09-18      | Devise and implement a plan to collect, measure and report customer experiences, such as cardholder signups, customer checkout, library visitation, website activity and other points of interaction. | Completed   |    | ♦    | ♦   |    |     | ♦   | ♦  |    | ♦  |     |      | X           | X             | X           |               |                 |
| 09-19      | Remodel select circulation/information desks.   | 1 Complete, 2 in progress; remainder on hold until 2011 |    | ♦    |     | ♦  | ♦   | ♦   | ♦  |    |    |     |      | X           |               | X           | X             | X X             |
| 09-20      | Investigate & establish library partnership with other libraries (Integrated Library System/resource sharing).  | Completed   |    | ♦    |     |    | ♦   | ♦   | ♦  | ♦  | ♦  |     |      |             | X             | X           | X             | X X             |
| 09-21      | Complete the implementation & launch of IM/chat reference for InfoLine customers.   | Completed   |    | ♦    |     |    |     | ♦   | ♦  |    | ♦  |     |      | X           | X             | X           | X             |                 |
| 09-22      | Create strategy and implement an online presence for Homework Help Centers on columbuslibrary.org.  | Will complete 2010                                      |    | ♦    |     |    |     | ♦   |    | ♦  | ♦  |     |      | X           | X             |             |               |                 |
| 09-23      | Implement a comprehensive recruitment plan.   | Completed   |    | ♦    | ♦   | ♦  | ♦   | ♦   | ♦  | ♦  | ♦  |     |      |             |               |             |               | X X             |
| 09-24      | Develop & implement the plan for shipping/receiving & distribution of mail, packages, etc. at Main Library.   | Completed   |    | ♦    | ♦   | ♦  | ♦   | ♦   | ♦  |    |    |     |      |             |               |             |               | X X             |
| 09-25      | Implement functionality into online catalog for customer reviews & ratings of items via website (aka My Discoveries).   | Completed   |    | ♦    |     |    |     | ♦   | ♦  | ♦  | ♦  |     |      | X           | X             | X           |               |                 |
| 09-26      | Provide foreign language option(s) on www.columbuslibrary.org.  | Will complete 2010                                      |    |      |     |    |     | ♦   |    |    | ♦  |     |      | X           | X             | X           |               |                 |
| 09-27      | Continue to implement the 3 Year Wellness Plan.   | Completed   |    | ♦    | ♦   | ♦  | ♦   | ♦   | ♦  | ♦  | ♦  |     |      | X           |               |             |               | X X             |
| 09-28      | Implement the COSO Risk Management framework which identifies operational & financial areas of risk.  | Canceled  | ♦  | ♦    | ♦   | ♦  | ♦   | ♦   | ♦  | ♦  | ♦  |     |      |             |               |             |               | X X             |

# Columbus Metropolitan Library

| Tactical # | 2009 Tactical Plan Item  | Status             | HR | CR&D | PMO | PM | FIN | PSD | IT | TS | DS | FOL | CMLF | Young Minds | Virtual Users | Powers User | Exp& Capacity | Engage our Team |
|------------|--|--------------------|----|------|-----|----|-----|-----|----|----|----|-----|------|-------------|---------------|-------------|---------------|-----------------|
| 09-29      | Create strategy & implement an online presence for Ready to Read at columbuslibrary.org.                     | Will complete 2010 |    | ♦    |     |    |     | ♦   |    |    | ♦  |     |      | X           | X             |             |               |                 |
| 09-30      | Develop & recommend a system-wide strategy for a green CML.  | Completed          | ♦  | ♦    | ♦   | ♦  | ♦   | ♦   |    |    |    |     |      |             |               |             | X             | X               |
| 09-31      | Offer Web 2.0 training to customers (downloading music files, setting up a blog, using RSS feeds).           | Will complete 2010 | ♦  | ♦    |     |    |     | ♦   |    |    | ♦  |     |      |             | X             | X           | X             |                 |
| 09-32      | Use the website at columbuslibrary.org to showcase customers & share stories of virtual users & power users. | Completed          |    | ♦    |     |    |     |     |    |    | ♦  |     |      | X           | X             | X           |               |                 |
| 09-33      | Automate Main library parking facility.  | Completed          | ♦  | ♦    |     | ♦  | ♦   | ♦   | ♦  |    |    |     |      |             |               |             | X             |                 |
| 09-34      | Develop & implement process for staff suggestions.   | Completed          | ♦  | ♦    | ♦   | ♦  | ♦   | ♦   | ♦  | ♦  | ♦  |     |      |             |               |             | X             | X               |
| 09-35      | Investigate & create a recommendation for materials handling; implement as approved.                         | Completed          | ♦  |      | ♦   | ♦  | ♦   | ♦   | ♦  | ♦  | ♦  |     |      |             |               | X           | X             | X               |
| 09-36      | Implement e-commerce solutions to automate customer fee collection at locations.                             | Will complete 2010 | ♦  |      |     |    | ♦   | ♦   | ♦  |    | ♦  |     |      |             |               |             | X             | X               |
| 09-37      | Offer fax services at all locations--ideally self service.   | Canceled           |    |      |     |    | ♦   | ♦   | ♦  |    |    |     |      |             |               | X           | X             |                 |
| 09-38      | Convert outreach homebound service to a resource by mail service.  | Completed          |    | ♦    |     | ♦  | ♦   | ♦   |    |    |    |     |      |             |               | X           | X             |                 |
| 09-39      | Implement exterior building sign program per 2007 consultant study.  | Completed          |    | ♦    |     | ♦  | ♦   | ♦   |    |    |    |     |      | X           | X             |             |               | X               |
| 09-40      | Implement a system-wide staff IM tool.   | Canceled           | ♦  | ♦    | ♦   | ♦  | ♦   | ♦   | ♦  | ♦  | ♦  |     |      |             |               |             | X             | X               |
| 09-41      | Systemwide roll out of the QuickAccess catalogs (Kiosks).  | Completed          |    |      |     |    |     | ♦   | ♦  |    | ♦  |     |      |             |               | X           |               |                 |
| 09-42      | Complete upgrades to self-checkout.  | Will complete 2010 |    |      |     |    |     | ♦   | ♦  |    | ♦  |     |      |             |               | X           |               |                 |
| 09-43      | Implement Office 2007 on all staff PCs.  | Completed          | ♦  | ♦    | ♦   | ♦  | ♦   | ♦   | ♦  | ♦  | ♦  |     |      |             |               |             | X             |                 |
| 09-44      | Disaster Recovery Plan.  | Carryover          | ♦  | ♦    | ♦   | ♦  | ♦   | ♦   | ♦  | ♦  | ♦  |     |      |             |               |             | X             |                 |
| -45        | Reduce PC Wait Times.  | Completed          |    |      |     |    |     | ♦   | ♦  |    | ♦  |     |      |             |               | X           |               |                 |
| 09-46      | Fee for Services.  | Completed          |    |      |     |    | ♦   | ♦   |    |    |    |     |      |             |               |             | X             |                 |

# Columbus Metropolitan Library

---

## ECONOMIC CONDITIONS AND OUTLOOK

The Library is located entirely within the City of Columbus and Franklin County, Ohio. Columbus, the largest city in the state, is one of the top growth areas of the country. The population of the county has grown steadily as evidenced by the following chart:

| <u>Population Growth</u> | <u>City of Columbus</u> | <u>Franklin County, Ohio</u> |
|--------------------------|-------------------------|------------------------------|
| 1980                     | 566,800                 | 869,132                      |
| 1990                     | 632,910                 | 961,437                      |
| 2000                     | 711,470                 | 1,068,978                    |
| 2010*                    | Not Available           | 1,155,910                    |
| 2020*                    | Not Available           | 1,238,250                    |
| 2030*                    | Not Available           | 1,326,180                    |

Source: Sales & Marketing Management; U.S. Department of Commerce, Bureau of Census; Ohio Department of Development, Office of Strategic Research

\* - projected

The usually diverse and strong economy of the Columbus Metropolitan Area continued to show signs of economic stability through 2009. Annual unemployment in Franklin County was 8.3%, which is lower than both the State of Ohio rate of 10.2% and the United States rate of 9.3%.

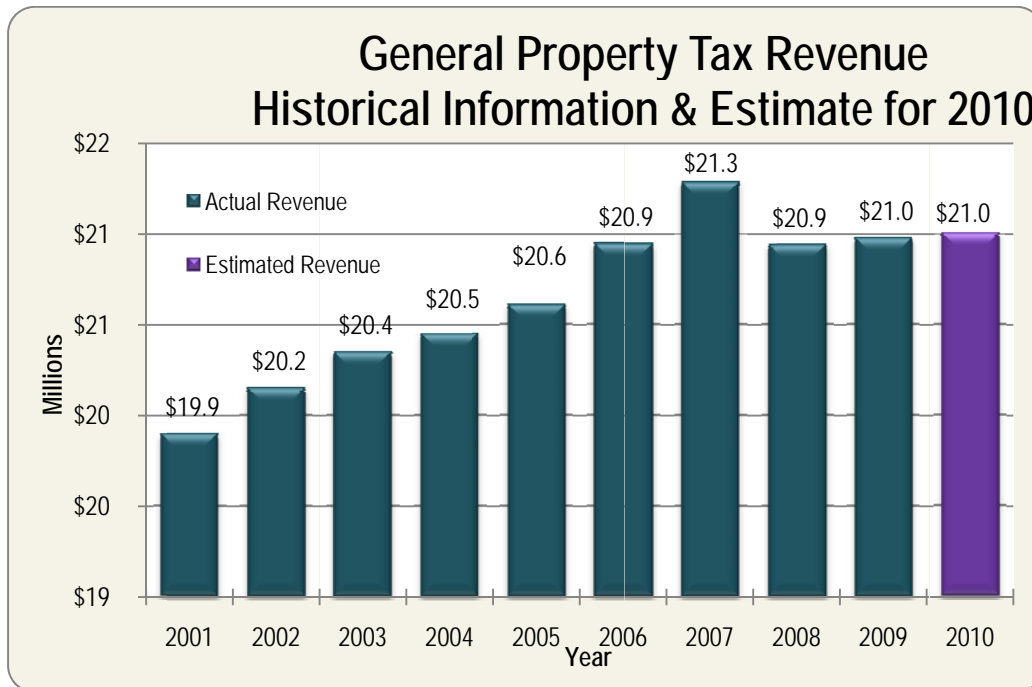
However, there is concern of future strength as the US economy shows continues in the recession and continues to deal with the impact of the recent housing and credit crises. As of April, 2010, the most recent data available, the United States unemployment rate has increased to 9.7% and the State of Ohio unemployment rate has increased to 11.0%. Meanwhile, the Franklin County unemployment rate for March 2010 (the most recent county data available) is below both the state and national rates at 9.5%.

Source: Ohio Department of Job and Family Services

# Columbus Metropolitan Library

## LONG-TERM FINANCIAL PLANNING

A major source of revenue for the Library is the revenue generated by the 2.2 mill property tax levy. In November 2000, this levy was renewed by the voters in the Library's taxing district for another ten-year period expiring in 2010. As the following chart shows, property taxes continue to be the most dependable and stable source of revenues for the Library.



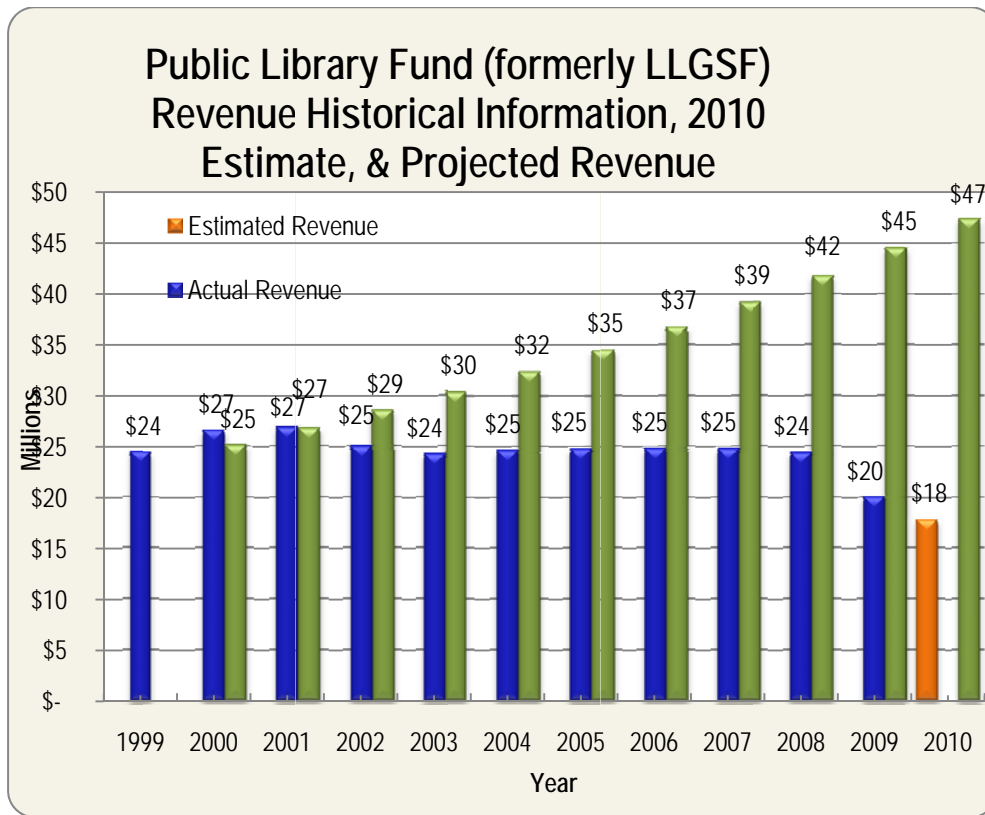
The Library's second major source of revenue comes from the State of Ohio. Prior to 2008, this revenue was comprised of a percentage of state income taxes collected in Ohio and dispersed to Library and Local Government Support Fund (LLGSF). This revenue had been increasing at a significant pace until 2001 when, due to economic downturn, the State froze the funding. With the passage of the 2008-2009 state biennium budget, library funding changed to 2.22% of the state's total general tax revenues. In addition to changing the way in which libraries are funded, the source of state revenue was changed to the Public Library Fund (PLF) to more accurately reflect the intended purpose of the funds.

The diversity of revenue types was intended to provide future growth to this fund as libraries were no longer reliant solely on income tax revenues. Due to additional economic decline, it provided only modest growth through 2008. In June 2009, the State Legislature proposed a 30% cut to library funding during efforts to balance the 2010-2011 biennium budget. Statewide library supporters reached out to state legislators in record numbers. The overwhelming support of library patrons helped to minimize the proposed cuts, and the PLF was reduced from 2.22% of general state revenues to 1.97%.

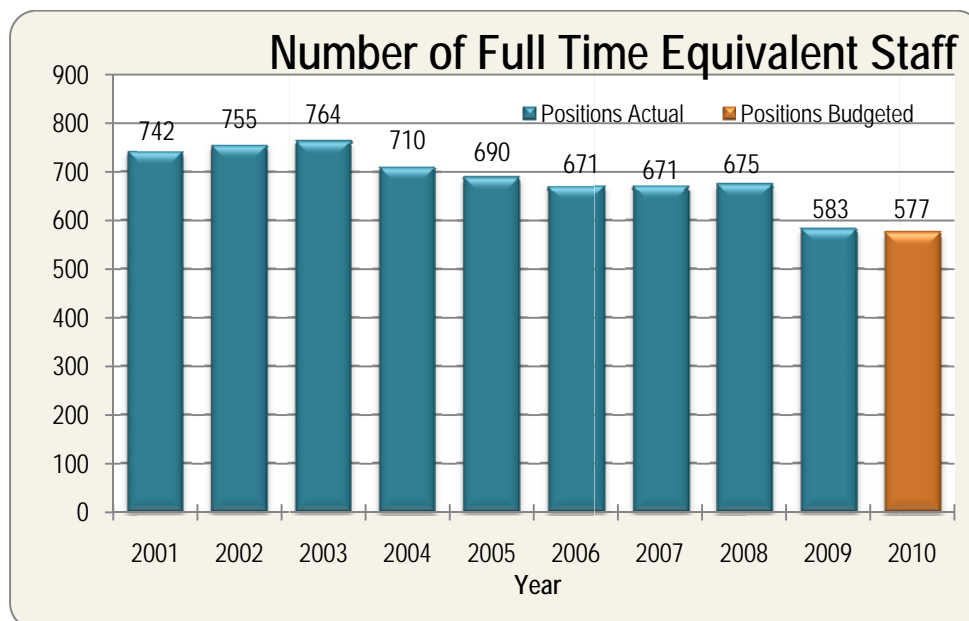
In response to this reduction in funding, the Library's Board met in an emergency meeting in late July to determine where to most effectively reduce costs in light of the reduced funding. The Board resolved to reduce salaries, the Library's largest expenditure category. Salary reductions were realized through decreases in daily hours at each location and the elimination of Sunday hours at all branches except for Main Library.

# Columbus Metropolitan Library

The following chart shows the effect of changes in State of Ohio funding over the past several years.

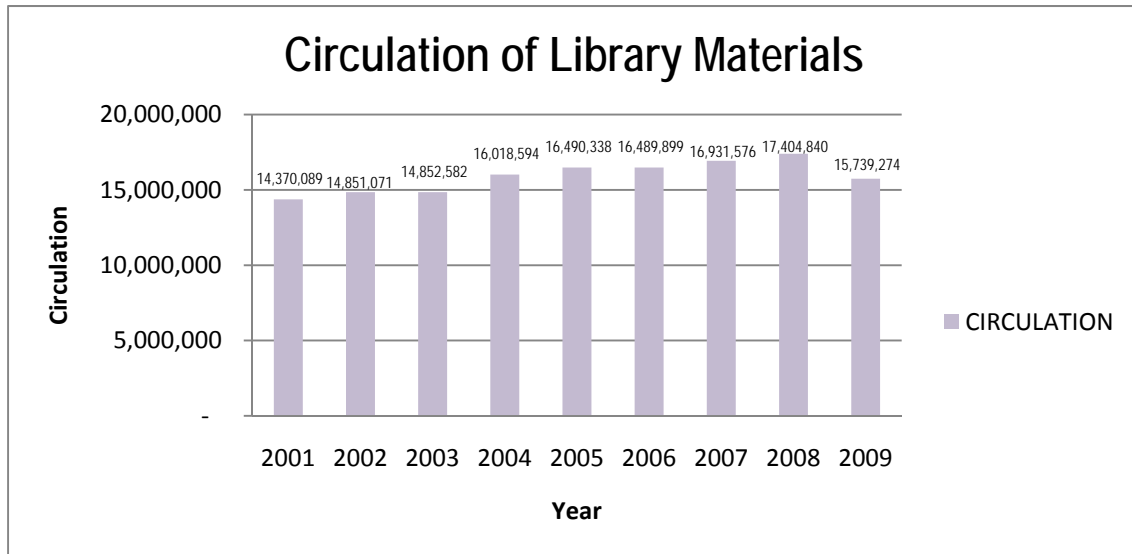


There is continued concern surrounding the rise in the cost of staffing and employee benefits, especially health insurance coverage. The following chart shows the Library's effort to reduce vacant positions through the use of process efficiencies and automation. The Library remains committed to reducing staff expenditures only through attrition and not layoffs.



# Columbus Metropolitan Library

Decreased State funding, staff reductions and increasing costs are all occurring at a time when the demand for services is at an all-time high, as the following chart documents.



## FINANCIAL INFORMATION

### Financial Reporting Model

The Library prepares its financial statements in accordance with Governmental Accounting Standards Board (GASB) Statement No. 39, *Determining Whether Certain Organizations are Component Units – and amendment to GASB Statement No. 14*. GASB Statement No. 34 requires reporting on the Library's financial activities as follows:

**Government-wide financial statements.** These statements are prepared on an accrual basis of accounting which is similar to the basis of accounting followed by business.

**Fund financial statements.** These statements present information for individual major funds rather than by fund type. Nonmajor funds are presented in one column. These statements are prepared on a modified accrual basis of accounting and include a reconciliation to the information presented in the government-wide statements.

**Statement of budgetary comparison.** This statement presents a comparison of actual information to the legally adopted budget.

### Accounting System and Budgetary Control

The Library's budget and accounting system is organized on a "fund basis". Each fund is a separate, self-balancing accounting entity. For annual financial statement purposes, the Library reports on a Generally Accepted Accounting Principal (GAAP) basis. For budgetary purposes, the financial records are maintained in a budgetary (cash plus encumbrances) basis of accounting. This means revenues are recorded when received in cash, expenditures are recorded when paid in cash and encumbrances are recorded as a reservation of an appropriation balance.

The Board of Trustees of the Library (the Board) reviews and approves the budget prior to the beginning of each year and establishes the appropriations for each fund. The Board approves



# Columbus Metropolitan Library

---

appropriations for the General Fund between Salaries & Benefits and All Other Expenditures (Supplies, Library Materials, Purchased Services, etc.). All other funds are approved on the total Revenues and Expenditures level.

Once the Board has approved the annual budget, the Library administration makes further breakdowns of estimated revenues and appropriations to the lower object and subobject levels. The budget is then subdivided into departments, divisions and sections to further control expenditures and encumbrances.

After the Board has adopted the budget, any amendments which will re-appropriate funds between Salary & Benefits and All Other Expenditure types (Supplies, Library Materials, Purchased Services, etc.) requires Board approval.

## Budgetary and Financial Policies

All budgetary and financial policies are established by Ohio law and/or the Library Board. Budgetary procedures are established by the Library's Fiscal Officer. The implementation of policies and procedures is the responsibility of the Library's Executive Director and Fiscal Officer. The following are the significant financial policies of the Library:

Applies to All Funds:

- A temporary budget may be adopted prior to January 1 each year for all funds. The final budget for the year must be filed with the Franklin County Budget Commission by April 1, in accordance with Ohio law.
- Appropriations, when established for multiple-year projects, are for the life of the project and lapse only when the project is closed. For annual budgeting purposes, the remaining appropriation balance in each of these projects is reappropriated at the beginning of each budget year.
- The level at which the Board approves each budget becomes the "legal level of control." This is the level at which transfers of appropriation requires Board action. For the General Fund, the Board approves the budget at the Salaries & Benefits and Other Expenditures (Supplies, Purchased/Contracted Services, Library Materials, etc.) levels. All other funds are budgeted at the total expenditure level.
- The permanent budget may be amended or supplemented after being adopted, as new information becomes available later in the year. The Board must authorize all amendments or supplements to the budget. Cash transfers between funds also require the Board's approval.
- The County Budget Commission provides, on an annual basis, a Certificate of Estimated Resources. This document controls the maximum amount that can be appropriated for each fund. It lists the beginning balance in each fund, provides the tax collection estimate for each fund, and shows other revenues estimated by the Library. The Library's maximum annual appropriations are controlled by this document. The Library may request that this document be amended during the year if revenues are lower or higher than first anticipated.
- All rates for patron fines, fees, and charges are established by the Board.
- Purchase orders and contracts outstanding and unpaid at the end of each year are automatically re-encumbered and reappropriated at the beginning of the succeeding budget year.

## **Columbus Metropolitan Library**

---

- Library cash is pooled for investment purposes. All investments and interest earned on investments are credited to each fund in accordance with Library Board policy.
- Library revenues and expenditures are monitored and reported to the Board monthly on a budgetary (cash plus encumbrances) basis of accounting by the Library's Fiscal Officer to determine if they are on target with estimates.

Applies to only the General Fund:

- The Board of Trustees has mandated a "balanced" budget, where operating expenditures cannot exceed anticipated revenues. Operating expenditures does not include one-time or infrequent equipment purchases or the transfer of monies to the Capital Projects Fund for future projects.

Applies to only the Capital Projects Fund:

- This fund is used to account for major capital projects only, typically defined as individual projects with a budget in excess of \$50,000.
- It is the Board's policy that for each Library branch construction project, one percent of the construction costs shall be appropriated for the purchase of "artwork."
- Whenever real property is sold, the proceeds are credited to the Capital Projects Fund.

### **RISK MANAGEMENT**

The Library is part of a statewide plan for workers' compensation insurance coverage. Additionally, the Library carries property insurance, liability and excess liability insurance coverage as well as officers' and directors' liability insurance. In addition, all employees are covered under a blanket bond.

The Library is self-insured for employee health care. To account for and finance its uninsured health claims, the Library established the Self-Insurance Fund (an internal service fund). All departments of the Library participate in the program and make payments to the Self-Insurance Fund based on actuarial estimates of the amounts needed to pay current and future claims. The Library has purchased specific stop loss insurance for claims which exceed \$100,000 per covered individual in one year and aggregate stop loss coverage at 125% of annual estimated claims.

### **PENSION BENEFITS**

All employees of the Library are required to participate in the Ohio Public Employees Retirement System (OPERS). OPERS administers three separate pension plans, as described below:

1. The Traditional Pension Plan (TP) – a cost-sharing, multiple employer defined benefit pension plan.
2. The Member-Directed Plan (MD) – a defined contribution plan in which the member invests both member and employer contributions (employer contributions vest over five years at 20% per year). Under the MD Plan, members accumulate retirement assets equal to the value of member (and vested) employer contributions plus any investment earnings thereon.
3. The Combined Plan (CO) – a cost-sharing, multiple-employer defined benefit pension plan. Under the CO Plan, employer contributions are invested by the retirement system to provide a formula retirement benefit similar in nature to the TP Plan benefit. Member contributions, the investment of which is self-directed by the members, accumulate retirement assets in a manner similar to the MD Plan.

# Columbus Metropolitan Library

---

OPERS provides retirement, disability, survivor and death benefits and annual cost of living adjustments to members of the TP Plan and the CO Plan. Members of the MD Plan do not qualify for ancillary benefits.

In addition to the pension benefits described above, OPERS also provides post-retirement health care benefits to qualifying members of the TP Plan and the CO Plan. Members of the MD Plan do not qualify for ancillary benefits, including post-employment health care coverage. In order to qualify for post-retirement health care coverage, age and service retirees must have 10 or more years of qualifying Ohio service credit. Health care coverage for disability recipients and primary survivor recipients is available.

See Note 7 for additional pension information.

## CERTIFICATE OF ACHIEVEMENT

The Government Finance Officers Association of the United States and Canada (GFOA) has awarded a Certificate of Achievement for Excellence in Financial Reporting to the Columbus Metropolitan Library for its Comprehensive Annual Financial Report for the fiscal year ended December 31, 2008. This is the twenty-third (23<sup>rd</sup>) consecutive year that the Library has achieved this prestigious award.

In order to be awarded a Certificate of Achievement, a government unit must publish an easily readable and efficiently organized Comprehensive Annual Financial Report. This report must satisfy both generally accepted accounting principles and applicable legal requirements.

A Certificate of Achievement is valid for a period of only one year. We believe our current Comprehensive Annual Financial Report continues to meet the Certificate of Achievement Program's requirements and we are submitting it to the GFOA to determine its eligibility for another certificate.

## ACKNOWLEDGMENTS

While many individuals have contributed to the preparation of this report, special thanks are extended to Wendy Mohr, Accounting Services Manager, Todd Daughenbaugh, CGFM, CPA, Manager of Fiscal Services, and the entire staff of the Fiscal Services Division of the Finance Department.

I also wish to express my appreciation to the Executive Leadership Team and the members of the Board of Trustees for their continued interest and support in planning and conducting the financial operations of the Library in a responsible and progressive manner.

Sincerely,



DEWITT HARRELL  
Chief Financial Officer/Fiscal Officer

FINANCIAL SECTION

## INDEPENDENT ACCOUNTANTS' REPORT

Columbus Metropolitan Library  
Franklin County  
96 South Grant Street  
Columbus, Ohio 43215

To the Board of Trustees:

We have audited the accompanying financial statements of the governmental activities, each major fund, and the aggregate remaining fund information of the Columbus Metropolitan Library, Franklin County, Ohio (the "Library"), as of and for the year ended December 31, 2009, which collectively comprise the Library's basic financial statements as listed in the table of contents. These financial statements are the responsibility of the Library's management. Our responsibility is to express opinions on these financial statements based on our audit.

We conducted our audit in accordance with auditing standards generally accepted in the United States of America and the standards applicable to financial audits contained in the Comptroller General of the United States' *Government Auditing Standards*. Those standards require that we plan and perform the audit to reasonably assure whether the financial statements are free of material misstatement. An audit includes examining, on a test basis, evidence supporting the amounts and disclosures in the financial statements. An audit also includes assessing the accounting principles used and significant estimates made by management, as well as evaluating the overall financial statement presentation. We believe that our audit provides a reasonable basis for our opinions.

In our opinion, the financial statements referred to above present fairly, in all material respects, the financial position of the governmental activities, each major fund, and aggregate remaining fund information of the Columbus Metropolitan Library, Franklin County, Ohio as of December 31, 2009, and the respective changes in financial position and cash flows, where applicable, and the respective budgetary comparison for the General Fund thereof for the year then ended in conformity with accounting principles generally accepted in the United States of America.

In accordance with *Government Auditing Standards*, we have also issued our report dated May 18, 2010 on our consideration of the Library's internal control over financial reporting and our tests of its compliance with certain provisions of laws, regulations, contracts and grant agreements and other matters. While we did not opine on the internal control over financial reporting or on compliance, that report describes the scope of our testing over internal control over financial reporting and compliance and the results of that testing. That report is an integral part of an audit performed in accordance with *Government Auditing Standards*. You should read it in conjunction with this report in assessing the results of our audit.

The Management's Discussion and Analysis is not a required part of the basic financial statements but is supplementary information accounting principles generally accepted in the United States of America requires. We have applied certain limited procedures, consisting principally of inquiries of management regarding the methods of measuring and presenting the supplementary information. However, we did not audit the information and express no opinion on it.

We conducted our audit to opine on the financial statements that collectively comprise the Library's basic financial statements. The introductory section, combining and individual non-major fund statements and schedules and budgetary comparison schedules, and statistical tables provide additional information and are not a required part of the basic financial statements. We subjected the combining and individual non-major fund statements and schedules and budgetary comparison schedules to the auditing procedures applied in the audit of the basic financial statements. In our opinion, this information is fairly stated in all material respects in relation to the basic financial statements taken as a whole. We did not subject the introductory section and statistical tables to the auditing procedures applied in the audit of the basic financial statements and, accordingly, we express no opinion on them.

KENNEDY COTTRELL RICHARDS LLC

A handwritten signature in black ink that reads "Kennedy Cottrell Richards LLC". The signature is written in a cursive, flowing style.

May 18, 2010

## COLUMBUS METROPOLITAN LIBRARY

### Management's Discussion and Analysis for the Year Ended December 31, 2009 (unaudited)

As management of the Columbus Metropolitan Library (the Library), we offer readers of the Library's financial statements this narrative overview and analysis of the financial activities of the Columbus Metropolitan Library for the fiscal year ended December 31, 2009. We encourage readers to consider the information presented here in conjunction with additional information that we have furnished in our letter of transmittal, the financial statements, and the notes to the financial statements.

#### Financial Highlights

Key financial highlights for the fiscal year 2009 are as follows:

- The assets of the Library exceeded its liabilities at the close of the most recent fiscal year by \$83,638,295. Of this amount, \$7,265,132 was unrestricted and may be used to meet the Library's ongoing obligations.
- The Library's net assets decreased by \$6,372,156 or 7.1%.
- Of the \$45,073,316 in total revenues, general revenues accounted for \$40,868,140 or 90.7%. Program specific revenues in the form of charges for services, grants and contributions accounted for \$4,205,176 or 9.3%.
- The Library had \$51,445,472 in expenses related to governmental activities; 8.2% of these expenditures were offset with program specific revenues. The remaining 91.8% was provided by general revenues of the Library, including Property Taxes, State of Ohio shared revenues and investment earnings.
- The Library has two major funds: the general fund and the capital projects fund. Under the modified basis of accounting, the general fund had \$43,830,168 in revenues and \$44,638,968 in expenditures, resulting in a decrease in fund balance of \$808,800. The capital projects fund had \$99,378 in revenues and \$2,432,501 in expenditures, resulting in a decrease in fund balance of \$2,333,123.
- At the end of the fiscal year, the unreserved fund balance in the general fund was \$6,475,532. This represents 86.3% of total fund balance and 14.5% percent of 2009 general fund expenditures.

#### Overview of the Financial Statements

This discussion and analysis is intended to serve as an introduction to the Library's basic financial statements. The Library's basic financial statements are comprised of three components: (1) government-wide financial statements, (2) fund financial statements and (3) notes to the financial statements. This report contains other supplementary information in addition to the basic financial statements themselves.

#### Government-wide Financial Statements

The government-wide financial statements are designed to provide readers with a broad overview of the Library's finances, in a manner similar to private-sector business.

## COLUMBUS METROPOLITAN LIBRARY

### Management's Discussion and Analysis for the Year Ended December 31, 2009 (unaudited)

The Statement of Net Assets presents information on all of the Library's assets and liabilities, with the difference between the two reported as net assets. Over time, increases and decreases in net assets may serve as a useful indicator of whether the financial position of the Library is improving or deteriorating.

The Statement of Activities presents information showing how the Library's net assets changed during the most recent fiscal year. All changes to net assets are reported as soon as the underlying event giving rise to the change occurs, regardless of the timing of the cash flows. Thus, revenues and expenses reported in the statement for some items will only result in cash flows in future periods (e.g., uncollected taxes and earned but unused leave).

#### **Fund Financial Statements**

A fund is a grouping of related accounts that is used to maintain control over resources that have been segregated for specific activities or objectives. The Library uses fund accounting to assure and demonstrate compliance with finance-related legal requirements. The funds of the Library are divided into two categories: governmental funds and proprietary funds.

#### Governmental Funds

Governmental funds focus on the near-term inflows and outflows of spendable financial resources, as well as on the balances of spendable resources available at the end of the fiscal year. Such information may be useful in evaluating the Library's near-term financing requirements.

Because the focus of governmental funds is narrower than that of the government-wide financial statements, it is useful to compare the information presented for governmental funds with similar information presented for governmental activities in the government-wide financial statements. By doing so, a reader may better understand the long-term impact of the government's near-term financing decisions. Both the governmental fund balance sheet and the governmental fund statement of revenues, expenditures and changes in fund balances provide a reconciliation to facilitate this comparison between governmental funds and governmental activities.

The Library maintains five individual governmental funds. Information is presented separately in the governmental fund balance sheet and in the governmental fund statement of revenues, expenditures and changes in fund balances for the general fund and the capital projects fund, both of which are considered to be major funds. Data from the other three governmental funds are combined into a single, aggregated presentation. Individual fund data for each of these nonmajor governmental funds is provided in the form of combining statements elsewhere in this report.

#### Proprietary Funds

The Library's only proprietary fund is the self-insurance fund. The self-insurance fund is an internal service fund. Internal service funds are an accounting device used to accumulate and allocate costs internally among the Library's various functions. The service provided by this fund benefits the governmental funds and has been included within governmental activities in the government-wide financial statements.

#### Notes to the Financial Statements

The notes provide additional information that is essential to the full understanding of the data provided in the government-wide and fund financial statements.



COLUMBUS METROPOLITAN LIBRARY

Management's Discussion and Analysis for the Year Ended December 31, 2009  
(unaudited)

Government-wide Financial Analysis

The Statement of Net Assets provides the perspective of the Library as a whole. Table 1 provides a summary of the Library's net assets for 2009 compared to 2008.

Table 1  
Net Assets

|                            | Governmental Activities |                      |
|----------------------------|-------------------------|----------------------|
|                            | 2009                    | 2008 (as restated)   |
| <b>Assets</b>              |                         |                      |
| Current and Other Assets   | \$ 41,202,799           | \$ 48,533,623        |
| Capital Assets             | <u>68,643,901</u>       | <u>69,437,656</u>    |
| Total Assets               | <u>\$109,846,700</u>    | <u>\$117,971,279</u> |
| <b>Liabilities</b>         |                         |                      |
| Long-Term Liabilities      | 2,413,634               | 2,631,314            |
| Other Liabilities          | <u>23,794,771</u>       | <u>25,329,514</u>    |
| Total Liabilities          | <u>26,208,405</u>       | <u>27,960,828</u>    |
| <b>Net Assets</b>          |                         |                      |
| Invested in Capital Assets | 68,643,901              | 69,437,656           |
| Restricted                 | 7,729,262               | 9,313,650            |
| Unrestricted               | <u>7,265,132</u>        | <u>11,259,145</u>    |
| Total Net Assets           | <u>\$ 83,638,295</u>    | <u>\$ 90,010,451</u> |

Total assets decreased \$8,124,579. Equity in Pooled Cash and Cash Equivalents decreased \$6,076,781, or 28.8%, due to the effects of operations and Net Capital Assets decreased \$793,755, or 1.1%, primarily due to depreciation expenses. Total liabilities decreased \$1,885,236, or 6.7%.

**COLUMBUS METROPOLITAN LIBRARY**

**Management's Discussion and Analysis for the Year Ended December 31, 2009  
(unaudited)**

Table 2 shows a comparison of the changes in net assets for the fiscal year ended December 31, 2009 compared to December 31, 2008.

| Table 2<br>Changes in Net<br>Assets          |  | Governmental Activities |                      |
|--|--|-------------------------|----------------------|
|  |  | 2009                    | 2008 (as restated)   |
| <b>Revenues</b>                              |  |                         |                      |
| Program Revenues                             |  |                         |                      |
| Charges for Services                         |  | \$ 3,557,492            | \$ 3,683,248         |
| Operating Grants, Contributions and Interest |  | 583,625                 | 294,952              |
| Capital Grants, and Contributions            |  | 64,059                  | 0                    |
| General Revenue                              |  |                         |                      |
| Property Taxes                               |  | 15,808,287              | 17,530,349           |
| Intergovernmental                            |  | 24,799,451              | 28,487,444           |
| Investment Earnings                          |  | <u>260,402</u>          | <u>1,089,794</u>     |
| Total Revenues                               |  | <u>\$ 45,073,316</u>    | <u>\$ 51,085,787</u> |
| <b>Program Expenses</b>                      |  |                         |                      |
| Public Service                               |  | 33,105,824              | 34,999,765           |
| Administrative and Support                   |  | <u>18,339,648</u>       | <u>20,192,159</u>    |
| Total Expenses                               |  | <u>51,445,472</u>       | <u>55,191,924</u>    |
| Increase (decrease) in Net Assets            |  | <u>\$(6,372,156)</u>    | <u>\$(4,106,137)</u> |

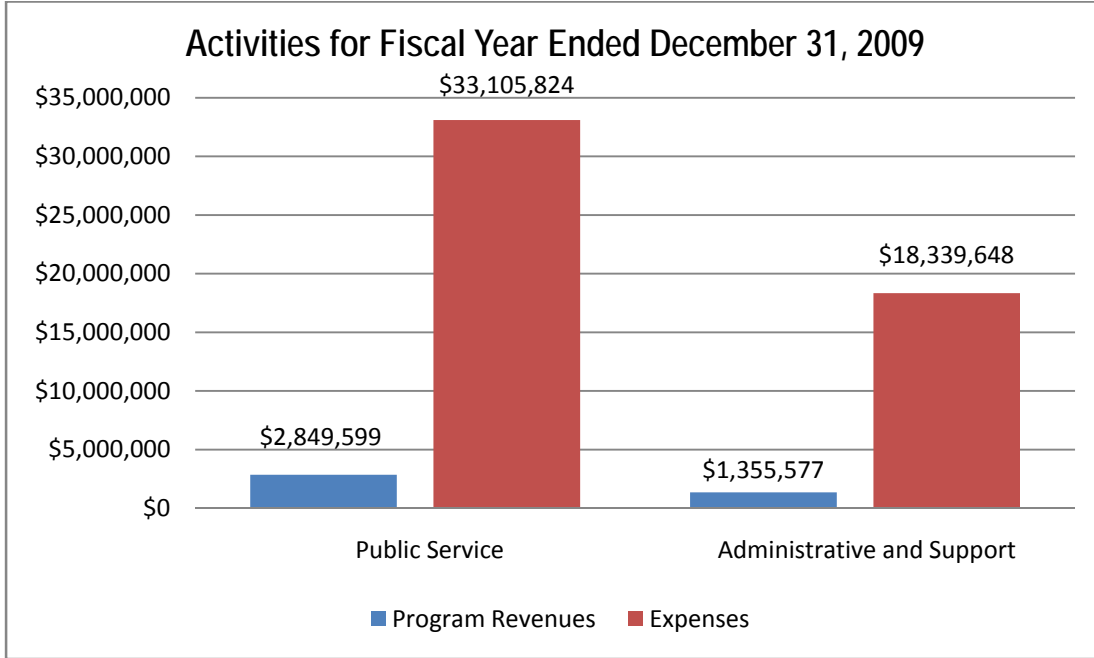
A major source of funding for the Library is money received from the State of Ohio's Public Library Fund (PLF). The source of money for this fund comes from a percentage of the state taxes collected in Ohio including, state income tax and sales tax.

Based on this formula a percentage of this fund is distributed to each county for use by the public library districts within that county. Within Franklin County there are seven (7) public library districts that share this revenue. Each library's share of the fund is established by the Budget Commission. The Budget Commission uses a formula to determine each Library's share of the money; however, the use of a formula is not mandatory under Ohio law. This formula was negotiated and agreed to by each of the library districts within the county. Based on the formula, the Library received 59.82% in 2009.

Another major source of revenue for the Library is the revenue generated by the 2.2 mill property tax levy. In November 2000, this levy was renewed by the voters in the Library's taxing district for another ten-year period.

COLUMBUS METROPOLITAN LIBRARY

Management's Discussion and Analysis for the Year Ended December 31, 2009  
(unaudited)



The Statement of Activities shows the cost of program services and the charges for services, grants, contributions, and interest earnings offsetting those services. Table 3 shows the total cost of services and the net cost of services. That is, it identifies the cost of those services supported by tax revenue and state shared revenues.

Table 3  
Governmental Activities

|                            | <u>Total Cost<br/>of Services – 2009</u> | <u>Total Cost<br/>of Services – 2008</u> | <u>Net Cost<br/>of Services – 2009</u> | <u>Net Cost<br/>of Services – 2008</u> |
|----------------------------|--|--|--|--|
| Program Expenses           |  |  |  |  |
| Public Service             | \$ 33,105,824                            | \$ 34,999,765                            | \$ 30,256,225                          | \$ 32,440,365                          |
| Administrative and Support | <u>18,339,648</u>                        | <u>20,324,972</u>                        | <u>16,984,071</u>                      | <u>18,906,172</u>                      |
| Total                      | \$ <u>51,445,472</u>                     | \$ <u>55,324,737</u>                     | \$ <u>47,240,296</u>                   | \$ <u>51,346,537</u>                   |

The above schedule clearly shows the dependence upon tax revenues and state subsidies for governmental activities. Program revenues, such as charges for services, grants and contributions, cover only 8.2% of the expenses related to the activities performed by the Library. The remaining 91.8% of expenses is provided through taxes, intergovernmental revenues, and investment earnings.

## COLUMBUS METROPOLITAN LIBRARY

### Management's Discussion and Analysis for the Year Ended December 31, 2009 (unaudited)

#### *Fund Financial Analysis*

The focus of the Library's governmental funds is to provide information on near-term inflows, outflows and balances of spendable resources. Such information is useful in assessing the Library's financing requirements. In particular, unreserved fund balance may serve as a useful measure of the Library's net resources available for spending at the end of the fiscal year.

The general fund is the chief operating fund of the Library. At December 31, 2009, \$6,475,532 of the Library's ending fund balance represents the unreserved portion of the general fund, which is available for spending at the Library's discretion. This unreserved fund balance represents 14.5 percent of 2009 general fund expenditures.

On the Balance Sheet, equity in pooled cash and cash equivalents decreased \$1,516,010, or 19.0%, primarily due to the effects of the declining economic environment, including reduced interest rates and state funding cuts. Accounts payable decreased \$907,968 or 48.6% and accrued liabilities decreased \$263,847, or 22.2%, due to declining resources in 2009.

On the Statement of Revenues, Expenditures and Changes in Fund Balances, property tax revenue decreased \$538,883, or 3.3%. A portion of this decrease is due to the increase in delinquent property taxes remaining uncollected. In addition, the State of Ohio is phasing out the collection of personal property taxes. The State has committed to hold the library 'harmless' by offsetting lost tax revenue through an increase in state shared revenue.

Intergovernmental revenues decreased \$3,687,993, or 12.9%. 2007 legislation changed in the way the State of Ohio funds libraries resulted in a one-time reduction in realized revenue during 2007. In July 2009, the PLF was reduced from 2.22% of general state revenues to 1.97% in an effort by the state legislature to balance the 2010-2011 biennium budget.

At December 31, 2009, the capital projects fund had an ending fund balance of \$4,825,333 available to complete current projects and provide funding for future projects.

On the Balance Sheet, equity in pooled cash and cash equivalents decreased \$2,547,249, or 34.4%, primarily due to the effects of 2009 operations.

As of December 31, 2009, the Library's governmental funds reported combined ending fund balances of \$14,292,360, a decrease of \$2,815,934 in comparison to the prior year. All governmental funds had total revenues of \$45,176,884 and expenditures of \$48,125,631.

COLUMBUS METROPOLITAN LIBRARY

Management's Discussion and Analysis for the Year Ended December 31, 2009  
(unaudited)

**General Fund Budgeting Highlights**

The Library's budget is prepared according to Ohio law and is based on accounting for certain transactions on a basis of cash receipts, disbursements, and encumbrances. The most significant budgeted fund is the general fund.

For the general fund, budget basis revenue was \$44,232,179, which was over the final estimate of \$44,067,526 by \$164,653. The overage is attributed to conservative estimates due to mid-year budget cuts from state funding.

For the general fund, budget basis expenditures were \$43,834,198, which was below the final estimate of \$45,535,080. Of this difference, \$669,474, or 39.4% was due to lower than anticipated purchased service costs and \$610,007, or 35.9%, was due to salaries and benefits savings.

The Library's ending Fund Balance is \$5,036,041.

**Capital Assets**

At the end of fiscal year 2009, the Library had \$68,643,901 invested in capital assets. Table 4 shows fiscal ended December 31, 2009 compared to December 31, 2008.

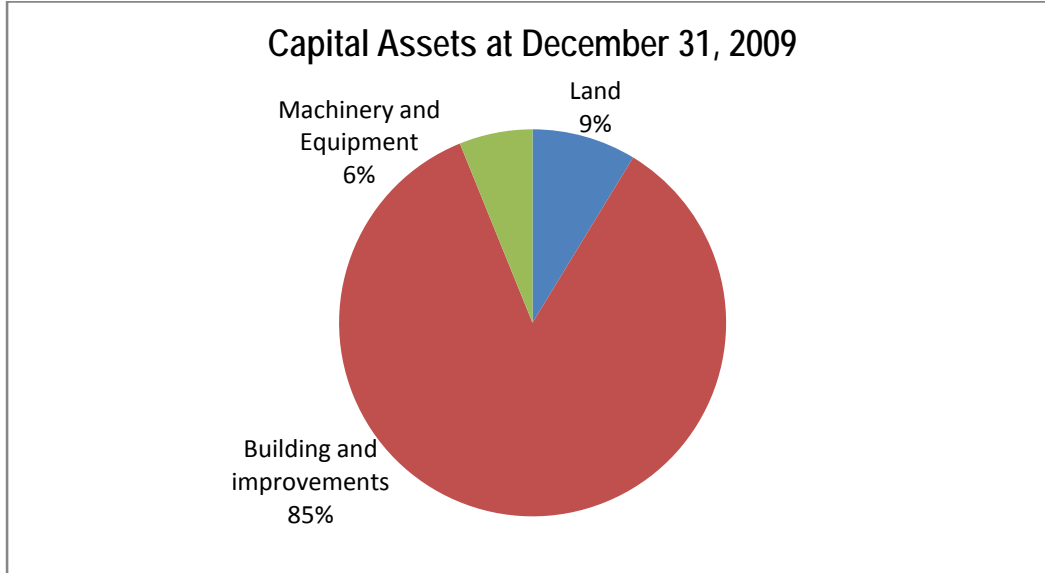
Table 4  
Capital Assets at December 31,  
(Net of Depreciation)

|                            | Governmental<br>Activities |                      |
|----------------------------|----------------------------|----------------------|
|                            | 2009                       | 2008                 |
| Land                       | \$ 8,388,923               | \$ 8,383,033         |
| Buildings and Improvements | 58,440,172                 | 59,121,688           |
| Machinery and Equipment    | <u>1,814,806</u>           | <u>1,932,935</u>     |
| Totals                     | \$ <u>68,643,901</u>       | \$ <u>69,437,656</u> |

During 2009, the Library invested \$941,636 in additional Capital Assets. See Note 6 for additional capital asset information.

## COLUMBUS METROPOLITAN LIBRARY

### Management's Discussion and Analysis for the Year Ended December 31, 2009 (unaudited)



#### Economic Factors

Recent legislation is eliminating the Personal Property portion of the tax levy. This portion of the tax will be phased out through 2017. While the State has committed to make the Library whole through the remainder of our current property tax levy, future levies may need to be adjusted to compensate for this lost revenue.

In addition, the recent difficulties of the housing market have led to higher delinquencies. For 2009, the Library collected only 92.6% of levied taxes, representing slightly more than a \$1.4 million shortfall in collections for the year.

Furthermore, the source of the PLF was changed from 2.22% of all types of the state's General Revenue Fund tax revenues to 1.97% in July 2009.

#### Contacting the Library's Financial Management

This financial report is designed to provide our citizen's and taxpayers with a general overview of the Library's finances and to show the Library's accountability for the money it receives. If you have any questions about this report or need additional financial information, contact Ms. Wendy J. Mohr, Manager of Accounting Services at Columbus Metropolitan Library, 96 South Grant Ave., Columbus, Ohio 43215 or by e-mail at [wmohr@columbuslibrary.org](mailto:wmohr@columbuslibrary.org).

**COLUMBUS METROPOLITAN LIBRARY**  
**Statement of Net Assets**  
**December 31, 2009**

|  | <b>Primary Government<br/>Governmental<br/>Activities</b> |
|--|---|
| <b>ASSETS</b>                                  |   |
| Equity in Pooled Cash and Investments          | \$ 15,024,769   |
| Receivables                                    | 25,460,014  |
| Prepays  | 718,016   |
| Capital Assets, Nondepreciable                 | 8,388,923   |
| Capital Assets, Net of Depreciation            | 60,254,978  |
| Total Assets                                   | 109,846,700   |
| <b>LIABILITIES</b>                             |   |
| Accounts Payable                               | 1,521,084   |
| Unearned Revenues                              | 21,118,124  |
| Accrued Liabilities, current                   | 992,163   |
| Compensated Absences, due within twelve months | 163,400   |
| Compensated Absences, due beyond twelve months | 2,413,634   |
| Total Liabilities                              | 26,208,405  |
| <b>NET ASSETS</b>                              |   |
| Invested in Capital Assets                     | 68,643,901  |
| Expendable - Restricted for:                   |   |
| Land Development                               | 1,557,246   |
| Restricted Donations                           | 361,756   |
| LSTA   | 39,200  |
| Capital Projects                               | 5,702,912   |
| Permanent Fund                                 | 406   |
| Non-Expendable - Restricted for:               |   |
| Permanent Fund                                 | 67,742  |
| Unrestricted                                   | 7,265,132   |
| Total Net Assets                               | \$ 83,638,295   |

The notes to the financial statements are an integral part of this statement.

**COLUMBUS METROPOLITAN LIBRARY**  
**Statement of Activities**  
**For the Year Ended December 31, 2009**

| <b>Functions/Programs</b>            | <b>Program Revenues</b> |                                 |   |   | <b>Net (Expense)</b>                             |
|--------------------------------------|-------------------------|---------------------------------|---|---|--|
|                                      | <b>Expenses</b>         | <b>Charges for<br/>Services</b> | <b>Operating<br/>Grants and<br/>Contributions</b> | <b>Capital<br/>Grants and<br/>Contributions</b> | <b>Revenue and<br/>Changes in<br/>Net Assets</b> |
| <b>Primary Government:</b>           |                         |                                 |   |   |  |
| Governmental Activities              |                         |                                 |   |   |  |
| General Government:                  |                         |                                 |   |   |  |
| Public Service                       | \$ 33,105,824           | \$ 2,201,915                    | \$ 583,625  | \$ 64,059                                       | \$ (30,256,225)                                  |
| Administrative and Support           | 18,339,648              | 1,355,577                       | -   | -   | (16,984,071)                                     |
| <b>Total Governmental Activities</b> | <b>\$ 51,445,472</b>    | <b>\$ 3,557,492</b>             | <b>\$ 583,625</b>                                 | <b>\$ 64,059</b>                                | <b>(47,240,296)</b>                              |
| General Revenues:                    |                         |                                 |   |   |  |
| Property Taxes                       |                         |                                 |   |   | 15,808,287                                       |
| Intergovernmental, Unrestricted      |                         |                                 |   |   | 24,799,451                                       |
| Unrestricted Investment Earnings     |                         |                                 |   |   | 260,402  |
| <b>Total General Revenues</b>        |                         |                                 |   |   | <b>40,868,140</b>                                |
| Change in Net Assets                 |                         |                                 |   |   | (6,372,156)                                      |
| Net Assets - Beginning               |                         |                                 |   |   | 89,877,638                                       |
| Restatement - See Note 11            |                         |                                 |   |   | 132,813  |
| Net Assets - Ending                  |                         |                                 |   |   | <b>\$ 83,638,295</b>                             |

The notes to the financial statements are an integral part of this statement.



**COLUMBUS METROPOLITAN LIBRARY**  
**Balance Sheet**  
**Governmental Funds**  
**December 31, 2009**

|                                       | <b>General</b>       | <b>Capital<br/>Projects</b> | <b>Other<br/>Governmental<br/>Funds</b> | <b>Total<br/>Governmental<br/>Funds</b> |
|---------------------------------------|----------------------|-----------------------------|---|---|
| <b>ASSETS</b>                         |                      |                             |   |   |
| Equity in Pooled Cash and Investments | \$ 6,456,557         | \$ 4,859,764                | \$ 2,018,199                            | \$ 13,334,520                           |
| Receivables                           | 25,433,422           | -                           | 18,395                                  | 25,451,817                              |
| Prepays                               | 689,709              | 7,541                       | 17,339                                  | 714,589                                 |
| Total Assets                          | <u>\$ 32,579,688</u> | <u>\$ 4,867,305</u>         | <u>\$ 2,053,933</u>                     | <u>\$ 39,500,926</u>                    |
| <b>LIABILITIES AND FUND BALANCES</b>  |                      |                             |   |   |
| Liabilities:                          |                      |                             |   |   |
| Accounts Payable                      | \$ 962,261           | \$ 41,972                   | \$ 15,190                               | \$ 1,019,423                            |
| Accrued Liabilities                   | 922,911              | -                           | 69,252                                  | 992,163                                 |
| Deferred Revenue                      | 23,189,780           | -                           | 7,200                                   | 23,196,980                              |
| Total Liabilities                     | <u>25,074,952</u>    | <u>41,972</u>               | <u>91,642</u>                           | <u>25,208,566</u>                       |
| Fund Balances:                        |                      |                             |   |   |
| Reserved for:                         |                      |                             |   |   |
| Encumbrances                          | 339,495              | \$ 430,815                  | 2,960                                   | 773,270                                 |
| Prepays                               | 689,709              | 7,541                       | 17,339                                  | 714,589                                 |
| Endowments                            | -                    | -                           | 67,742                                  | 67,742                                  |
| Unreserved, Special Revenue           | -                    | -                           | 1,873,844                               | 1,873,844                               |
| Unreserved, Capital Projects          | -                    | 4,386,977                   | -                                       | 4,386,977                               |
| Unreserved, Permanent                 | -                    | -                           | 406                                     | 406                                     |
| Unreserved                            | 6,475,532            | -                           | -                                       | 6,475,532                               |
| Total Fund Balances                   | <u>7,504,736</u>     | <u>4,825,333</u>            | <u>1,962,291</u>                        | <u>14,292,360</u>                       |
| Total Liabilities and Fund Balances   | <u>\$ 32,579,688</u> | <u>\$ 4,867,305</u>         | <u>\$ 2,053,933</u>                     | <u>\$ 39,500,926</u>                    |

The notes to the financial statements are an integral part of this statement.

**COLUMBUS METROPOLITAN LIBRARY**  
**Reconciliation of Total Governmental Fund Balances to**  
**Net Assets of Governmental Activities**  
**December 31, 2009**

---

---

|   |           |                   |
|---|-----------|-------------------|
| Total Fund Balances for Governmental Funds  | \$        | 14,292,360        |
| Capital assets used in governmental activities are not financial resources and therefore are not reported in the funds.   |           | 68,643,901        |
| Long-term liabilities, such as the long-term portion of compensated absences, are not due and payable in the current period therefore not reported in the governmental funds. |           | (2,577,034)       |
| Assets of the internal service fund that primarily serve governmental funds   |           | 1,701,873         |
| Liabilities of the internal service fund that primarily serve governmental funds  |           | (501,661)         |
| Liabilities for revenue earned, but uncollected   |           | 2,078,856         |
| Net Assets of Governmental Activities   | <u>\$</u> | <u>83,638,295</u> |

The notes to the financial statements are an integral part of this statement.

**COLUMBUS METROPOLITAN LIBRARY**  
**Statement of Revenues, Expenditures and Changes in Fund Balances**  
**Governmental Funds**  
**For the Year Ended December 31, 2009**

|  | <b>General</b>      | <b>Capital<br/>Projects</b> | <b>Other<br/>Governmental<br/>Funds</b> | <b>Total<br/>Governmental<br/>Funds</b> |
|--|---------------------|-----------------------------|---|---|
| <b>REVENUES</b>  |                     |                             |   |   |
| Property Taxes   | \$ 15,976,544       | \$ -                        | \$ -                                    | \$ 15,976,544                           |
| Intergovernmental  | 24,799,451          | -                           | 56,829                                  | 24,856,280                              |
| Fines and Fees   | 1,864,263           | -                           | -                                       | 1,864,263                               |
| Investment Earnings  | 702,559             | -                           | 30,571                                  | 733,130                                 |
| Charges for Services   | 220,242             | -                           | 653,018                                 | 873,260                                 |
| Contributions and Donations                                  | -                   | 99,378                      | 491,477                                 | 590,855                                 |
| Miscellaneous  | 267,109             | -                           | 15,443                                  | 282,552                                 |
| Total Revenues   | <u>43,830,168</u>   | <u>99,378</u>               | <u>1,247,338</u>                        | <u>45,176,884</u>                       |
| <b>EXPENDITURES</b>  |                     |                             |   |   |
| Current:   |                     |                             |   |   |
| Public Service   | 29,861,642          | 840,395                     | 351,508                                 | 31,053,545                              |
| Administrative and Support                                   | 14,729,871          | 335,318                     | 638,595                                 | 15,703,784                              |
| Capital Outlay   | 47,455              | 1,256,788                   | 64,059                                  | 1,368,302                               |
| Total Expenditures   | <u>44,638,968</u>   | <u>2,432,501</u>            | <u>1,054,162</u>                        | <u>48,125,631</u>                       |
| Excess (deficiency) of revenues<br>over (under) expenditures | <u>(808,800)</u>    | <u>(2,333,123)</u>          | <u>193,176</u>                          | <u>(2,948,747)</u>                      |
| Net Changes in Fund Balances                                 | (808,800)           | (2,333,123)                 | 193,176                                 | (2,948,747)                             |
| Fund Balances at Beginning of Year                           | 8,313,536           | 7,025,643                   | 1,769,115                               | 17,108,294                              |
| Restatement (See Note 11)                                    | -                   | 132,813                     | -                                       | 132,813                                 |
| Funds Balance End of Year                                    | <u>\$ 7,504,736</u> | <u>\$ 4,825,333</u>         | <u>\$ 1,962,291</u>                     | <u>\$ 14,292,360</u>                    |

The notes to the financial statements are an integral part of this statement.

**COLUMBUS METROPOLITAN LIBRARY**  
**Reconciliation of the Statement of Revenues, Expenditures and Changes in Fund Balances**  
**to the Statement of Activities**  
**Governmental Funds**  
**For the Year Ended December 31, 2009**

---

---

|  |                       |
|--|-----------------------|
| Net Change in Fund Balances - Total Governmental Funds   | \$ (2,948,747)        |
| Amounts reported for governmental activities in the statement of activities are different because:   |                       |
| Eliminate capitalizable expenditures incurred for the acquisition or construction of capital assets. | 941,636               |
| Reverse prior year revenue earned during the prior period.   | (2,334,716)           |
| Depreciation expense.  | (1,731,317)           |
| Net revenue of internal service fund activities.   | (2,475,062)           |
| Record internal service fund revenues and expenses not subject to consolidation.                     | 9,589                 |
| Revenue earned, but uncollected  | 2,166,461             |
| Change in Net Assets of Governmental Activities  | <u>\$ (6,372,156)</u> |

The notes to the financial statements are an integral part of this statement.

**COLUMBUS METROPOLITAN LIBRARY**  
**Statement of Revenues, Expenditures and Changes**  
**in Fund Balances - Budget (Non-GAAP) and Actual**  
**General Fund**  
**For the Year Ended December 31, 2009**

|   | <u>Budgeted Amounts</u> |                     | <u>Actual</u>       | <u>Variance with</u> |
|---|-------------------------|---------------------|---------------------|----------------------|
|   | <u>Original</u>         | <u>Final</u>        |                     | <u>Final Budget</u>  |
|   |                         |                     |                     | <u>Positive</u>      |
|   |                         |                     |                     | <u>(Negative)</u>    |
| <b>REVENUES</b>   |                         |                     |                     |                      |
| Property Taxes  | \$ 15,707,910           | \$ 16,376,176       | \$ 15,940,449       | \$ (435,727)         |
| Intergovernmental   | 28,435,090              | 24,231,350          | 25,103,992          | 872,642              |
| Fines and Fees  | 2,200,000               | 2,000,000           | 1,897,114           | (102,886)            |
| Charges for Services  | 760,000                 | 760,000             | 737,041             | (22,959)             |
| Investment Earnings   | 419,000                 | 350,000             | 286,385             | (63,615)             |
| Contributions and donations                                 | 0                       | 20,000              | 144                 | (19,856)             |
| Miscellaneous   | 350,000                 | 330,000             | 267,054             | (62,946)             |
| Total Revenues  | <u>47,872,000</u>       | <u>44,067,526</u>   | <u>44,232,179</u>   | <u>164,653</u>       |
| <b>EXPENDITURES</b>   |                         |                     |                     |                      |
| Current:  |                         |                     |                     |                      |
| Public Service  | 32,767,243              | 31,152,840          | 29,371,172          | 1,781,668            |
| Administrative and Support                                  | 16,672,257              | 14,352,640          | 14,448,843          | (96,203)             |
| Capital Outlay  | 182,500                 | 29,600              | 14,183              | 15,417               |
| Total Expenditures  | <u>49,622,000</u>       | <u>45,535,080</u>   | <u>43,834,198</u>   | <u>1,700,882</u>     |
| Excess (deficiency) of Revenue<br>over (under) Expenditures | <u>(1,750,000)</u>      | <u>(1,467,554)</u>  | <u>397,981</u>      | <u>1,865,535</u>     |
| Fund Balances at Beginning of Year                          | 4,638,060               | 4,638,060           | 4,638,060           | -                    |
| Funds Balance End of Year                                   | <u>\$ 2,888,060</u>     | <u>\$ 3,170,506</u> | <u>\$ 5,036,041</u> | <u>\$ 1,865,535</u>  |

The notes to the financial statements are an integral part of this statement.

**COLUMBUS METROPOLITAN LIBRARY**  
**Statement of Net Assets**  
**Proprietary Fund**  
**December 31, 2009**

|                                      | <b>Governmental<br/>Activities<br/>Internal Service Fund</b> |
|--------------------------------------|--|
| <b>ASSETS</b>                        |  |
| Current Assets:                      |  |
| Equity in Pooled Cash and Invesments | \$ 1,690,249   |
| Receivables                          | 8,197  |
| Prepays                              | 3,427  |
| Total Assets                         | \$ 1,701,873   |
| <b>LIABILITIES</b>                   |  |
| Current Liabilities:                 |  |
| Accounts Payable                     | \$ 80,661  |
| Claims Payable                       | 421,000  |
| Total Liabilities                    | 501,661  |
| <b>NET ASSETS</b>                    |  |
| Reserved for Prepays                 | 3,427  |
| Unrestricted                         | 1,196,785  |
| Total Net Assets                     | \$ 1,200,212   |

The notes to the financial statements are an integral part of this statement.

**COLUMBUS METROPOLITAN LIBRARY**  
**Statement of Revenues, Expenses and Changes in Fund Net Assets**  
**Proprietary Fund**  
**For the Year Ended December 31, 2009**

|                              | <b>Governmental<br/>Activities<br/>Internal Service Fund</b> |
|------------------------------|--|
| Operating Revenues           |  |
| Charges for Services         | \$ 1,420,336   |
| Miscellaneous                | 51,520   |
| Total Operating Revenues     | 1,471,856  |
| Operating Expenses           |  |
| Contractual Services         | 654,268  |
| Claims Paid                  | 3,292,650  |
| Total Operating Expenses     | 3,946,918  |
| Operating Loss               | (2,475,062)  |
| Non Operating Revenues       |  |
| Interest                     | 9,589  |
| Total Non Operating Revenues | 9,589  |
| Change in Net Assets         | (2,465,473)  |
| Net Assets Beginning of Year | 3,665,685  |
| Net Assets End of Year       | \$ 1,200,212   |

The notes to the financial statements are an integral part of this statement.

**COLUMBUS METROPOLITAN LIBRARY**  
**Statement of Cash Flows**  
**Proprietary Fund**  
**For the Year Ended December 31, 2009**

|  | <b>Governmental<br/>Activities<br/>Internal Service Fund</b> |
|--|--|
| <b>CASH FLOW FROM OPERATING ACTIVITIES</b>   |  |
| Cash Received for Claims   | \$ 1,420,336   |
| Cash Received from Reimbursements  | 53,505   |
| Cash Payments for Administrative Fees  | (578,375)  |
| Cash Payments for Claims   | (3,161,282)  |
| Net Cash Used by Operating Activities  | (2,265,816)  |
| <b>CASH FLOW FROM INVESTING ACTIVITIES</b>   |  |
| Interest Income  | 18,581   |
| Net Cash Provided from Investing Activities  | 18,581   |
| Net (Decrease) in Cash and Cash Equivalents  | (2,247,235)  |
| Cash and Cash Equivalents Beginning of Year  | 3,937,484  |
| Cash and Cash Equivalents End of Year  | \$ 1,690,249   |
| <b>Reconciliation of Operating Income to Net<br/>Cash Used By Operating Activities</b> |  |
| Operating Loss   | \$ (2,475,062)   |
| Adjustments:   |  |
| Decrease in Receivables  | 644  |
| Increase in Prepays  | (3,427)  |
| Increase in Claims Payable   | 212,029  |
| Total Adjustments  | 209,246  |
| Net Cash Used by Operating Activities  | \$ (2,265,816)   |

The notes to the financial statements are an integral part of this statement.



## COLUMBUS METROPOLITAN LIBRARY

### Notes to the Basic Financial Statements

December 31, 2009

(1) **Summary of Significant Accounting Policies**

The Columbus Metropolitan Library (the Library) was founded in 1872. The Library is a county district library established in accordance with Section 3375.20 of the Ohio Revised Code. The Library lends books, periodicals and audiovisual materials to residents and certain others at no charge. The Library, which is a separate legal entity, is financially, managerially and operationally independent from both Franklin County and the City of Columbus.

The accompanying financial statements comply with the provisions of Governmental Accounting Standards Board (GASB) Statement No. 14, *The Financial Reporting Entity*, and GASB statement No. 39, *Determining Whether Certain Organizations are Component Units – and amendment to GASB Statement No. 14* in that the financial statements include all the organizations, activities, functions and component units for which the Library (the reporting entity) is financially accountable. Financial accountability is defined as the appointment authority of a voting majority of the component's unit board, and either (1) the Library's ability to impose its will over the component unit or (2) the possibility that the component unit will provide a financial benefit to or impose a financial burden on the Library.

In March 2009, GASB issued Statement No. 54 *Fund Balance Reporting and Governmental Fund Type Definitions*. This Statement establishes more clear guidance on reporting fund balance which is restricted for specific use and unrestricted. This Statement is effective for periods beginning after June 15, 2010 and the Library has not adopted the provisions of this statement in the accompanying financial statements. Management has not completed the process of evaluating the impact that will result from adopting this statement, and therefore is unable to disclose the impact that adopting the statement will have on its financial position and results of operations when the statement is adopted.

In March 2009, GASB issued Statement No. 55 *The Hierarchy of Generally Accepted Accounting Principles for State and Local Governments*. This Statement will further GASB's efforts to codify GAAP for state and local governments by incorporating the hierarchy of GAAP for into the authoritative literature of GASB. This Statement was effective upon issuance and has no effect on the Library's Financial Reporting.

The accounting policies and financial reporting practices of the Library conform to accounting principles generally accepted in the United States of America (GAAP) as applicable to governmental units. The following is a summary of its significant accounting policies:

(a) **Government-wide and fund financial statements**

The financial information of the Library is presented in this report as follows:

- Management's Discussion and Analysis introduces the basic financial statements and provides an analytical overview of the Library's financial activities.
- Government-wide financial statements consist of a Statement of Net Assets and a Statement of Activities.

These statements report all of the assets, liabilities, revenues, expenses and gains and losses of the Library. Governmental activities are reported separately from business type activities. Governmental activities are normally supported by taxes and intergovernmental revenues whereas business type activities are normally supported by fees and charges for services and are usually intended by management to be financially self-sustaining. Fiduciary funds are not included in these government-wide financial statements

Internal service fund balances, whether positive or negative, have been eliminated against the expenses and program revenues shown in governmental activities Statement of Activities. The activities of the internal service fund are eliminated to avoid "doubling up" revenues and expenses which is consistent with the Library policy for such activity. Interfund services provided and used are not eliminated in the process of consolidation.

# COLUMBUS METROPOLITAN LIBRARY

## Notes to the Basic Financial Statements

December 31, 2009

(1) Summary of Significant Accounting Policies (continued)

(a) **Government-wide and fund financial statements (continued)**

The Statement of Activities presents a comparison between the direct expenses and program revenues for each function of the Library's governmental activities.

Direct expenses are those that are specifically associated with a program or function and, therefore, are clearly identifiable to a particular function. Program revenues include (a) charges paid by the recipients of goods or services offered by the programs and (b) grants and contributions that are restricted to meeting the operational or capital requirements of a particular program. Revenues that are not classified as program revenues, including all taxes, are presented as general revenues.

- Fund financial statements consist of a series of statements focusing on information about the Library's major governmental funds. Separate financial statements are presented for the governmental and proprietary funds.

The Library's major funds are the General Fund and the Capital Projects Fund.

The General Fund is the accounting entity in which all governmental activity, except that which is required to be accounted for in other funds, is accounted for. Its revenues consist primarily of taxes, intergovernmental shared revenue, fines and fees, charges for services, investment income and others. General Fund expenditures represent costs of public services administration and support and capital outlay.

The Capital Projects Fund is used to account for financial resources set aside for the acquisition of equipment or the construction and renovation of facilities. The revenues for this fund are derived from transfers from the General Fund, the sale of real property, donations, and other miscellaneous receipts.

- Notes to the financial statements providing information that is essential to the user's understanding of the basic financial statements.

(b) **Financial reporting presentation**

The accounts of the Library are organized on the basis of funds, each of which is considered a separate accounting entity. The operations of each fund are accounted for with a separate set of self-balancing accounts that comprise its assets, liabilities, fund equity, revenues and expenditures (expenses). Fund types are as follows:

### GOVERNMENTAL FUNDS

Governmental funds are those through which most governmental functions typically are financed. Governmental fund reporting focuses on the sources, uses and balances of current financial resources. Expendable assets are assigned to the various governmental funds according to the purposes for which they may or must be used. Current liabilities are assigned to the fund from which they will be paid. The difference between governmental fund assets and liabilities is reported as fund balance. The following are the Library's governmental funds:

**General Fund** (Major Fund) - The General Fund is the general operating fund of the Library. It is used to account for all financial resources except those required to be accounted for in another fund. The fund balance of the general fund is available to the Library for any purpose provided it is expended or transferred according to the laws of Ohio. The General Fund is comprised of multiple accounts that are reported in one fund.

**Capital Project Fund** (Major Fund) - Capital Project Funds are used to account for financial resources to be used for the acquisition of major capital assets or the construction of major capital facilities (other than

COLUMBUS METROPOLITAN LIBRARY

Notes to the Basic Financial Statements

December 31, 2009

(1) Summary of Significant Accounting Policies (continued)

(b) **Financial Reporting Presentation (continued)**

those financed by proprietary funds and trust funds). The Capital Projects Fund is comprised of multiple individual projects that are reported in one fund.

***Other Governmental Funds***

Other governmental funds of the Library are used to account for land development operations, restricted donations, grants, and any other resources which are restricted for a particular purpose.

PROPRIETARY FUNDS

Proprietary Funds are those which focus on the determination of operating income, changes in net assets, financial position and cash flows. The following is the Library's proprietary fund:

***Internal Service Fund*** - The Internal Service Fund is used to account for the financing of services provided by one department to another department on a cost reimbursement basis. The Library's internal service fund reports on the self-insurance health care program.

(c) **Measurement focus and basis of accounting**

Except for budgetary purposes, the basis of accounting used by the Library conform to accounting principles generally accepted in the United States of America (GAAP) as applicable to governmental units. The accounting and financial reporting treatment is determined by its measurement focus.

The government-wide and proprietary fund financial statements are reported using the economic resources measurement focus and the accrual basis of accounting. Revenues are recorded when earned and expenses are recorded at the time liabilities are incurred, regardless of when the related cash flows take place. Nonexchange transactions, in which the Library gives (or receives) value without directly receiving (or giving) equal value in exchange, include property taxes, grants, shared revenues and donations. On an accrual basis, revenue from property taxes is recognized in the fiscal year in which the taxes are levied. On an accrual basis, revenue in the form of shared revenue is recognized when the provider government recognizes its liability to the Library. Revenues from grants and donations are recognized in the fiscal year in which all eligibility requirements have been satisfied.

Governmental funds are reported using the current financial resources measurement focus and the modified accrual basis of accounting. Under this method, revenues are recognized when measurable and available. The Library considers all revenues reported in the governmental funds to be available if the revenues are collected within sixty days after the fiscal year end. Nonexchange transactions, under the modified accrual basis of accounting, are recognized when the amounts are measureable, available and satisfy eligibility requirements. Expenditures are recorded when the related fund liability is incurred, except for principal and interest on long-term debt, claims and judgments and compensated absences, which are recognized as expenditures when payment is due. General capital asset acquisitions are reported as expenditures in governmental funds. Proceeds of general long-term debt are reported as other financing sources.

The preparation of the financial statements in conformity with accounting principles generally accepted in the United States of America requires management to make estimates and assumptions that affect the reported amounts of assets and liabilities at the date of the financial statements and the reported amounts of revenues and expenses during the reporting period. Actual amounts could differ from those estimates.

(d) **Encumbrances**

Encumbrance accounting, under which purchase orders, contracts and other commitments for the expenditure of monies are recorded in order to reserve that portion of the applicable appropriation, is employed in all funds. On

COLUMBUS METROPOLITAN LIBRARY

Notes to the Basic Financial Statements

December 31, 2009

(1) Summary of Significant Accounting Policies (continued)

(d) Encumbrances (continued)

the GAAP basis of accounting, encumbrances do not constitute expenditures or liabilities, but are reported as reservations of fund balances in governmental funds.

(e) Cash Equivalents

For purposes of the statement of cash flows, the Proprietary Fund considers all highly liquid investments, with purchased maturities of three months or less, to be cash equivalents.

(f) Investments

In accordance with GASB Statement No. 31, *Accounting and Financial Reporting for Certain Investments and for External Investment Pools*, the Library records all of its investments at fair value as defined in the Statement. The Library reports all investments at fair value except for non-negotiable certificates of deposit, which are reported at cost. The Library does not engage in any form of derivatives or reverse repurchase agreements in the management of its investment portfolio. During 2009, investments were limited to federal agency securities, money market accounts and STAR Ohio. The Library's cash and investments are further explained in Note 3.

(g) Capital Assets

Property, plant and equipment are reported in the applicable governmental columns in the government-wide financial statements. The Library does not have any infrastructure assets. The Library defines capital assets as assets with an individual cost of more than \$5,000. Such assets are recorded at historical cost or estimated historical cost. Donated assets are recorded at estimated fair value at the date of donation.

The cost of normal maintenance and repairs that do not add to the value of the asset or materially extend an asset's life are not capitalized.

Major outlays for capital assets and improvements are capitalized as projects are completed.

Library books and materials purchased by the Library are reflected as expenditures when purchased and are not capitalized as assets of the Library. The Library currently has a library materials collection of approximately 2,200,000 volumes. The Library does not own any fine art, rare book collections or artifacts.

Property, plant and equipment is depreciated using the straight line method over the following estimated useful lives:

| <u>Description</u>   | <u>Estimated Life (years)</u> |
|--|-------------------------------|
| Buildings  | 60                            |
| Furniture/Artwork/Grounds Equipment                              | 20                            |
| Land Development/Machinery & General Equipment                   | 15                            |
| Bookmobiles  | 12                            |
| Other Vehicles/ Business Machines/Printers/AudioVisual Equipment | 10                            |
| Security Equipment   | 7                             |
| Computer Equipment & Software/Telecommunications Equipment       | 5                             |

(h) Insurance

The Library is insured by private carriers for property damage, personal injury and public official liability. Judgments and claims in excess of policy limits are recorded when it is probable that an asset has been impaired or a liability has been incurred and the amount of loss can be reasonably estimated. At December 31, 2009, 2008, and 2007, there were no outstanding judgments or claims in excess of policy limits. There were no significant changes in insurance coverage from the previous year and no insurance settlement has exceeded insurance coverage during the last three years.

The Library provides dental, vision, life and disability insurance coverage for employees through a private insurance carrier. The Library is part of the state-wide plan for Worker's Compensation insurance coverage.

**COLUMBUS METROPOLITAN LIBRARY**

**Notes to the Basic Financial Statements**

**December 31, 2009**

**(1) Summary of Significant Accounting Policies (continued)**

**(h) Insurance (continued)**

Beginning in 2001, the Library established self-insured employee health care. To account for and finance its uninsured health claims, the Library established the Self Insurance Fund (an internal service fund). All departments of the Library participate in the program and make payments to the Self Insurance Fund based on actuarial estimates of the amounts needed to pay current and future claims. The Library has purchased specific stop loss insurance for claims which exceed \$100,000 per covered individual in one year and aggregate stop loss coverage at 125% of annual estimated claims.

|                       | <u>2007</u>        | <u>2008</u>        | <u>2009</u>        |
|-----------------------|--------------------|--------------------|--------------------|
| Unpaid Claims Jan 1,  | \$ 218,000         | \$ 222,000         | \$ 289,632         |
| Incurred Claims       | 2,212,543          | 2,341,960          | 3,292,650          |
| Payment of Claims     | <u>(2,208,543)</u> | <u>(2,274,328)</u> | <u>(3,161,282)</u> |
| Unpaid Claims Dec 31, | <u>\$ 222,000</u>  | <u>\$ 289,632</u>  | <u>\$ 421,000</u>  |

The \$421,000 of unpaid claims are reflected in the internal service fund's claims payable line item.

**(i) Compensated Absences**

Library employees accumulate one "bank" of hours for both sick and vacation called Paid Time Off (PTO). These hours are vested at 100% when earned. Payment is dependent upon many factors; therefore, timing of future payments was not readily determinable. However, management believes that sufficient resources will be available for the payment of PTO when such payments become due.

The total liability for PTO has been calculated using pay rates in effect at the balance sheet date, and reduced to the maximum payment allowed by Library policy. Library employees are granted PTO in varying amounts, based on scheduled hours and years of service.

On governmental fund financial statements, compensated absences are recognized as liabilities and expenditures to the extent payments come due each period upon the occurrence of employee resignations and retirements. Any governmental fund liability reported is for the unpaid balance of reimbursable unused leave for employees that terminated on or before December 31, 2009. All liabilities are paid from the general fund. The noncurrent portion of the liability is not reported.

The noncurrent portion of the liability is reported on the government-wide financial statements.

**(j) Interfund Transactions**

During the course of normal operations, the Library has numerous transactions between funds. Exchange transactions between funds are reported as revenues in the seller funds and as expenditures/expenses in the purchaser funds. Flows of cash or goods from one fund to another without a requirement of repayment are reported as interfund transfers. Interfund transfers are reported as other financing sources/uses in governmental funds and after no operating revenues/expenses in the proprietary funds. Repayments from funds responsible for particular expenditures/expenses to the funds that initially paid for them are not presented in the basic financial statements.

Interfund transfers between governmental funds are eliminated for reporting on the government-wide financial statements. There were not interfund transactions for the fiscal year ended December 31, 2009.

**(k) Prepaid Items**

Payments made to vendors for services that will benefit periods beyond December 31, 2009, are recorded as prepaid items. Prepaid items consist primarily of insurance premiums, conferences and training, memberships and library material subscriptions. Prepaid items are accounted for using the consumption approach of accrual accounting, that is items are recorded as an asset deferring the recognition of an expenditure until the month in which it should occur.

COLUMBUS METROPOLITAN LIBRARY

Notes to the Basic Financial Statements

December 31, 2009

(1) Summary of Significant Accounting Policies (continued)

(l) Budgetary Basis of Accounting

Budget

A budget of estimated cash receipts and disbursements, including encumbrances, is submitted to the County Auditor, as secretary of the County Budget Commission, by July 20 of each year for the fiscal year commencing the following January 1.

Estimated Resources

The County Budget Commission certifies the budget to the Library by September 1. As part of this certification, the Library receives the official Certificate of Estimated Resources which states the projected receipts of each fund. On or about January 1, this certificate is amended to include any unencumbered balances from the preceding year. The total estimated receipts together with prior year carry over of unencumbered cash then serves as the basis for the annual appropriation. Expenditures and encumbrances from any fund during the ensuing fiscal year must not exceed the amount stated in the Amended Certificate of Estimated Resources.

Appropriations

The Library is required by state statute to adopt an annual appropriation cash basis budget. A temporary appropriation measure to control cash disbursements is passed by the Library's Board of Trustees in December of each year to be effective as of January 1. The permanent appropriation measure then must be passed by April 1 of each year for the period January 1 to December 31. The permanent appropriation measure then may be amended or supplemented during the year as new information becomes available. Appropriations may not exceed estimated resources. Unencumbered appropriations lapse at year-end except in Capital Projects Fund which has continuing appropriations. For the General Fund, any budget change that increases or decreases expenditures at the Salaries & Benefits or Other Expenditures (Supplies, Purchased/Contracted Services, Library Materials, etc.) level requires Board authorization. For all other funds, increases or decreases in expenditures requires Board authorization at the total appropriation level.

The governmental fund types for which the Library budgets annual expenditures are the General and Special Revenue Funds. The budget specifies expenditure amounts by function within these funds. Expenditures cannot exceed appropriations at the Salaries & Benefits and Other Expenditures (Supplies, Purchased/Contracted Services, Library Materials, etc.) levels for the General Fund and cannot exceed total appropriations for all other budgeted funds. In the supplemental reports, the Library has provided a further breakdown of the legal reporting level. Capital Projects Fund revenues and expenditures are not budgeted on an annual basis; budgetary control over these fund types is established on a project basis.

The Library budgets annual expenses for one nongovernmental fund type, the Internal Service Fund. The budget specifies expense amounts by function within the fund. Expenses can not exceed total appropriations.

In addition to the annual expenditures/expenses budgeting described in the preceding paragraphs, all revenues, except for tax revenues, for the General Fund are estimated by the Fiscal Officer in conjunction with the annual budgeting process. However, the annual appropriations should not exceed the estimated resources as certified by the County Budget Commission in the annual Certificate of Estimated Resources.

The Board has delegated purchase and expenditure approval to the Library administration for daily operational needs of the Library. Any appropriation change which will increase or decrease any of the major appropriation classifications requires approval of the Board. Expenditures did not exceed appropriations in any fund type.

The Library's budgetary process is based upon accounting for certain transactions on a basis other than GAAP. To provide a meaningful comparison of actual results with the budget, the actual results of operations for governmental funds are presented in the Supplemental Data section of this report.

The major differences between the budget basis and the GAAP basis are as follows:

**COLUMBUS METROPOLITAN LIBRARY**

**Notes to the Basic Financial Statements**

**December 31, 2009**

**(1) Summary of Significant Accounting Policies (continued)**

**(1) Budgetary Basis of Accounting (continued)**

- A. Revenues are recorded when received in cash (budget basis) as opposed to when susceptible to accrual (GAAP basis).
- B. Expenditures are recorded when paid in cash (budget basis) as opposed to when the liability is incurred (GAAP basis).
- C. Encumbrances are recorded as the equivalent of expenditures (budget basis), as opposed to a reservation of fund balance (GAAP basis).

**(2) Net Assets**

Net assets represent the difference between assets and liabilities. Net assets invested in capital assets, consists of capital assets, net of accumulated depreciation. Net assets are reported as restricted when there are limitations imposed on their use either through the enabling legislation or through external restrictions imposed by creditors, grantors or laws or regulations of other governments.

The Library applies restricted resources when an expense is incurred for purposes for which both restricted and unrestricted net assets are available.

**(3) Operating Revenues and Expenses**

Operating revenues and expenses generally result from providing services and producing and delivering goods in connection with a proprietary fund's principal ongoing operation. The principal operating revenues of the Library's proprietary funds are charges for services. Operating expenses for the proprietary funds include claims and administrative expenses. All revenues and expenses not meeting these definitions are reported as nonoperating revenues and expenses.

**(4) Fund Balance Reserves**

Reserved fund balances indicate that portion of fund equity which is not available for current appropriation or use. The unreserved portions of fund equity reflected in the governmental funds are available for use within the specific purposes of the funds.

The Library reports a reservation of fund balance for amounts representing encumbrances outstanding, prepaids, endowments, and advances in the governmental fund financial statements.

**(2) Commitments and Contingencies**

**(a) Litigation**

The Library is currently the defendant in legal cases for which management and legal counsel are unable to determine the likelihood or range of loss, if any. However, in the opinion of the management, the resolution of these matters will not have a material adverse effect on the financial condition of the Library

**(b) Compensated Absences**

A summary of changes in long-term obligations for the year ended December 31, 2009, follows:

|                      | Amount<br>Outstanding<br><u>12/31/2008</u> | <u>Additions</u> | <u>Deletions</u> | Amount<br>Outstanding<br><u>12/31/2009</u> | Amounts<br>Due in One<br>Year |
|----------------------|--|------------------|------------------|--|-------------------------------|
| Compensated Absences | \$ 2,661,037                               | \$ 2,593,388     | \$ (2,677,391)   | \$ 2,577,034                               | \$ 163,400                    |

Accrued liabilities are composed of accrued compensatory time earned. 100% of the compensated absences liability will be liquidated with General Fund resources.

## COLUMBUS METROPOLITAN LIBRARY

### Notes to the Basic Financial Statements December 31, 2009

#### (3) Cash and Investments

The Library pools all individual fund cash balances for investment purposes, except for cash with fiscal agents and restricted investments. According to state statutes and Library's Investment policy, all earnings received from pooled investments must be credited to the Library's General Fund, unless specified by the Library's Fiscal Officer. Interest income earned on investments held in perpetuity is credited to the Library's Permanent Fund.

Credit risk is the risk of loss due to the failure of a security issuer to pay principal or interest, or the failure of the issuer to make timely payments of principal or interest. Eligible investments, pursuant to Ohio Revised Code Section 135.14, affected by credit risk include certificates of deposit, commercial paper and bankers acceptances. The Library has no formal policy related to credit risk. However, this risk is minimized by (1) diversifying assets by issuer; (2) ensuring that required, minimum credit quality ratings exist prior to the purchase of commercial paper and bankers acceptances; and (3) maintaining adequate collateralization of certificates of deposits, pursuant to the method as determined by the Fiscal Officer.

The Library's Investment Policy addresses custodial risk in accordance with Ohio Revised Code §135.37, which states "collateral so pledged or deposited may be in an amount that when added to the portion of the deposit insured by the federal deposit insurance corporation . . . will, in the aggregate, equal or exceed the amount of public moneys so deposited . . ."

#### Deposits:

At December 31, 2009, the carrying amount of all the Library's deposits was \$403,950 and the bank balance was \$730,859. Of the bank balance, \$250,000 was covered by Federal Deposit Insurance and \$480,859 was uninsured and collateralized with securities held by the financial institution or by its trust department or agent but not in the Library's name. Restricted assets of \$67,742 is the endowment principal of the restricted fund.

#### Investments:

The Library adopted a formal investment policy. The objectives of the policy shall be the preservation of capital and protection of principal while earning investment interest. Safety of principal is the primary objective of the investment program. This policy covers all funds under the direct control of the Fiscal Officer. Funds are invested in accordance with Section 135 "Uniform Depository Act" of the Ohio Revised Code as revised by Senate Bill 81.

The types of obligations eligible for investment and deposits are:

1. U.S. Treasury Bills, Notes and Bonds; various federal agency securities, including issues of Federal National Mortgage Assn. (FNMA), Federal Home Loan Mortgage Corp. (FHLMC), Federal Home Loan Bank (FHLB), Federal Farm Credit Bank (FFCB), Student Loan Marketing Assn. (SLMA), Government National Mortgage Association (GNMA), and other agencies or instrumentalities of the United States. Eligible investments include securities that may be "called" (by the issuer) prior to final maturity date. All eligible investments may be purchased at a premium or a discount. All federal agency securities shall be direct issuances of federal government agencies or instrumentalities.
2. Commercial paper notes issued by companies incorporated under the laws of the United States; specific limitations apply as defined under Ohio Revised Code Section 135.14(B)(7).
3. Bankers acceptances issued by any domestic bank rated in the highest category by a nationally recognized rating agency; specific limitations apply as defined under Ohio Revised Code Section 135.14(B)(7).
4. Certificates of deposit from any eligible institution mentioned in Ohio Revised Code Section 135.32.
5. No-load money market mutual funds rated in the highest category by at least one nationally recognized rating agency, investing exclusively in the same types of eligible securities as defined in Ohio Revised Code Sections 135.14(B)(1) and 135.14 (B)(2) and repurchase agreements secured by such obligations. Eligible money market funds shall comply with Ohio Revised Code Section 135.01, regarding limitations and restrictions.
6. Repurchase agreements with any eligible institutions mentioned in Ohio revised Code Section 135.32, or any eligible securities dealer pursuant to Ohio revised Code Section 135.32(J), except that such eligible securities



**COLUMBUS METROPOLITAN LIBRARY**

**Notes to the Basic Financial Statements**

**December 31, 2009**

**(3) Cash and Investments (continued)**

dealers shall be restricted to primary government securities dealers. Repurchase agreements will settle on a delivery vs. payment basis with collateral held in safekeeping by a third party custodian as agreed to by the Fiscal Officer. The market value of securities subject to a repurchase agreement must exceed the principal value of the repurchase agreement by at least two percent as defined under the Ohio Revised Code. The Fiscal Officer reserves the right to require an additional percentage of collateral securing such repurchase agreements.

7. The state treasurer's investment pool (STAR Ohio), pursuant to Ohio Revised Code Section 135.45.

Investments of the Library funds are prohibited or restricted as follows:

1. The use of derivative securities, as defined by Ohio revised Code Section 135.14, is expressly prohibited.
2. The final maturity of all eligible investments is five years, unless the investment is matched to a specific obligation or debt of the Library, and the investment is specifically approved by the Board of Trustees.
3. A repurchase agreement under the terms of which the investing authority agrees to sell securities to a purchaser and agrees with that purchaser to unconditionally repurchase those securities.
4. The investment into a fund established by another subdivision if the fund was established for the purpose of investing monies of other subdivisions.
5. The use of leveraging, in which the investing authority uses its current investment assets as collateral for the purpose of purchasing other assets.
6. The issuance of taxable notes for the purpose of arbitrage.
7. Contracting to sell securities that have not yet been acquired, for the purpose of purchasing such securities on the speculation that bond prices will decline.

Cash and investments at year-end were as follows:

|   | <u>Fair Value</u>           | <u>Credit Rating</u> | <u>Maturity in Years</u>   |                            |                          |
|---|-----------------------------|----------------------|----------------------------|----------------------------|--------------------------|
|   |                             |                      | <u>&lt;1</u>               | <u>1-3</u>                 | <u>3-5</u>               |
| STAR Ohio (State Treasurer's Asset Reserve) | \$ 2,580,597                | AAAm <sup>1</sup>    | \$ 2,580,597               | \$ -                       | \$ -                     |
| Federal Agency Securities (Non-callable)    | 7,477,822                   | AAA <sup>1</sup>     | 3,078,637                  | 3,894,497                  | 504,688                  |
| Federal Agency Securities (Callable)        | 4,260,594                   | AAA <sup>1</sup>     | -                          | 4,012,727 <sup>2</sup>     | 247,867 <sup>3</sup>     |
| Money Market Fund                           | 212,190                     | AAAm <sup>1</sup>    | 212,190                    | -                          | -                        |
| Carrying Amount of Deposits                 | 403,950                     |                      | 403,950                    | -                          | -                        |
| Change Funds and Imprest Balance            | <u>89,616</u>               |                      | <u>89,616</u>              | -                          | -                        |
| <b>Total</b>                                | <b><u>\$ 15,024,769</u></b> |                      | <b><u>\$ 6,364,990</u></b> | <b><u>\$ 7,907,224</u></b> | <b><u>\$ 752,555</u></b> |
| Per Statement of Net Assets:                |                             |                      |                            |                            |                          |
| Cash and investments                        | \$ 14,957,027               |                      |                            |                            |                          |
| Cash and investments – Restricted           | <u>67,742</u>               |                      |                            |                            |                          |
| <b>Total</b>                                | <b><u>\$ 15,024,769</u></b> |                      |                            |                            |                          |

<sup>1</sup> - Standard & Poors.

<sup>2</sup> - as of 05/04/10, \$3,000,430 has been called. The remaining \$1,000,297 is callable within 1 year.

<sup>3</sup> - \$247,867 is callable within 1 year.

STAR Ohio is an investment pool managed by the State Treasurer's Office, which allows governments within the State to pool their funds for investment purposes. STAR Ohio is not registered with the Securities Exchange Commission as an investment company, but does operate in a manner similar to Rule 2a-7 of the Investment Company Act of 1940.

**COLUMBUS METROPOLITAN LIBRARY**

**Notes to the Basic Financial Statements**

**December 31, 2009**

(3) **Cash and Investments (continued)**

Investments in STAR Ohio are valued at STAR Ohio's share price, which is the price the investment could be sold for on December 31, 2009.

(4) **Donor Restricted Endowments**

The Library's Permanent Fund includes donor-restricted endowments. Net Assets – Permanent Fund represents both the \$67,742 principal portion of the endowment and the \$406 that is available for expenditure. The Library Board of Trustees is permitted to appropriate, for purposes consistent with the endowment's intent, net appreciation, realized and unrealized, unless the endowment terms state otherwise.

(5) **Receivables**

Receivables at December 31, 2009 for the Library's individual funds consists of the following:

|                    | <u>Taxes &amp;<br/>Shared Revenue</u> | <u>Interest</u>  | <u>Other</u>     | <u>Total</u>         |
|--------------------|---------------------------------------|------------------|------------------|----------------------|
| General            | \$25,356,125                          | \$ 47,202        | \$ 30,095        | \$ 25,433,422        |
| Other Governmental | -                                     | 6,576            | 11,819           | 18,395               |
| Internal Service   | -                                     | 6,856            | 1,341            | 8,197                |
| Total              | <u>\$ 25,356,125</u>                  | <u>\$ 60,634</u> | <u>\$ 43,255</u> | <u>\$ 25,460,014</u> |

(6) **Capital Assets**

A summary of changes in capital assets for the year ended December 31, 2009, follows:

|                                  | <u>Balance<br/>January 1, 2009</u> | <u>Additions</u>    | <u>Deletions</u>   | <u>Balance<br/>December 31, 2009</u> |
|----------------------------------|------------------------------------|---------------------|--------------------|--------------------------------------|
| <b>Nondepreciable Assets:</b>    |                                    |                     |                    |                                      |
| Land                             | \$ 8,383,033                       | \$ 5,890            | \$ -               | \$ 8,388,923                         |
| <b>Depreciable Assets:</b>       |                                    |                     |                    |                                      |
| Buildings and improvements       | 81,543,207                         | 680,713             | (5,800)            | 82,218,120                           |
| Machinery and equipment          | <u>5,713,301</u>                   | <u>255,033</u>      | <u>(46,809)</u>    | <u>5,921,525</u>                     |
| Total Depreciable Assets         | <u>87,256,508</u>                  | <u>935,746</u>      | <u>(52,609)</u>    | <u>88,139,645</u>                    |
| Total Capital Assets             | <u>\$ 95,639,541</u>               | <u>\$ 941,636</u>   | <u>\$ (52,609)</u> | <u>\$ 96,528,568</u>                 |
| <b>Accumulated Depreciation:</b> |                                    |                     |                    |                                      |
| Buildings and improvements       | (22,421,519)                       | (1,358,155)         | 1,726              | (23,777,948)                         |
| Machinery and equipment          | <u>(3,780,366)</u>                 | <u>(373,162)</u>    | <u>46,809</u>      | <u>(4,106,719)</u>                   |
| Total Accumulated Depreciation   | <u>(26,201,885)</u>                | <u>(1,731,317)</u>  | <u>48,535</u>      | <u>(27,884,667)</u>                  |
| Total Capital Assets, net        | <u>\$ 69,437,656</u>               | <u>\$ (789,681)</u> | <u>\$ (4,074)</u>  | <u>\$ 68,643,901</u>                 |

Projects were funded through the Capital Projects Fund by monies transferred from the General Fund. The balance of these Capital projects will be funded by available financial resources.

Of the \$1,731,317 depreciation expense, \$761,779 was related to Public Service and \$969,538 was related to Administrative and Support.

(7) **Pension Plans**

All employees of the Library are required to participate in the Ohio Public Employees Retirement System (OPERS). OPERS administers three separate pension plans, as described below:

1. The Traditional Pension Plan (TP) – a cost-sharing, multiple employer defined benefit pension plan.

COLUMBUS METROPOLITAN LIBRARY

Notes to the Basic Financial Statements

December 31, 2009

(7) Pension Plans (continued)

2. The Member-Directed Plan (MD) – a defined contribution plan in which the member invests both member and employer contributions (employer contributions vest over five years at 20% per year). Under the MD Plan, members accumulate retirement assets equal to the value of member (vested) employer contributions plus any investment earnings.
3. The Combined Plan (CO) – a cost-sharing, multiple-employer defined benefit pension plan. Under the CO Plan, employer contributions are invested by OPERS to provide a formula retirement benefit similar in nature to the TP Plan benefit. Member contributions, the investment of which is self-directed by the members, accumulate retirement assets in a manner similar to the MD Plan.

OPERS provides retirement, disability, survivor and death benefits and annual cost of living adjustments to members of the TP Plan and the CO Plan. Members of the MD Plan do not qualify for ancillary benefits. Authority to establish and amend benefits is provided in Chapter 145 of the Ohio Revised Code. OPERS issues a stand alone financial report. Interested parties may obtain a copy by writing to OPERS at 277 East Town Street, Columbus, Ohio 43215-4642 or by calling (614) 222-5601 or 1-800-222-7377.

The Ohio Revised Code provides statutory authority for member and employer contributions. For 2009, member and employer contribution rates were consistent across all three plans. For 2009, member contribution rates were 10.0% of their annual covered salary. The 2009 employer contribution rate was 14.00% of covered payroll. Total required employer contributions for all three plans are equal to 100% of employer charges and should be extracted from the employer's records.

The Library's contributions to OPERS for the years ending December 31, 2009, 2008 and 2007, were \$3,545,017 \$3,601,231, and \$3,419,547, respectively, which were equal to the required contributions for each year.

(8) Other Post-Employment Benefits

In addition to the pension plans described in note 7, the Ohio Public Employees Retirement System (OPERS) also maintains a cost-sharing multiple employer defined benefit post-employment healthcare plan, which includes a medical plan, prescription drug program and Medicare Part B premium reimbursement, to qualifying members of the Traditional Pension (TP) and the Combined (CO) Plans. Members of the MD Plan do not qualify for ancillary benefits, including post-employment health care coverage. In order to qualify for post-retirement health care coverage, age and service retirees must have 10 or more years of qualifying Ohio service credit. Health care coverage for disability recipients and qualified survivor benefit recipients is available. The health care coverage provided by OPERS is considered an Other Post-Employment Benefit (OPEB), as described in GASB Statement No. 45.

The Ohio Revised Code provides the statutory authority requiring public employers to fund post retirement health care through their contributions to OPERS. A portion of each employer's contribution to OPERS is set aside for the funding of post retirement health care benefits.

Employer contribution rates are expressed as a percentage of the covered payroll of active members. In 2009, the Library contributed 14.0% of covered payroll. The Ohio Revised Code currently limits the Library's contribution to a rate not to exceed 14.0% of covered payroll. Active members do not make contributions to the OPEB Plan.

OPERS' Post Employment Health Care plan was established in accordance with Internal Revenue Code §401(h). Each year, the OPERS Retirement Board determines the portion of the employer rate that will be set aside for funding of post employment health care benefits. For January 1 through March 31, 2009 the Library's contribution allocated to the health care plan was 5.0% of covered payroll; for April 1 through December 31, 2009 the Library's contribution allocated to the health care plan was 3.9%. The OPERS Retirement Board is also authorized to establish rules for the payment of a portion of the health care benefits provided, by the retiree or their surviving beneficiaries. Payment amounts vary depending on the number of covered dependents and the coverage selected.

COLUMBUS METROPOLITAN LIBRARY

Notes to the Basic Financial Statements

December 31, 2009

(8) Other Post-Employment Benefits (continued)

The rates stated above are actuarially determined contribution requirements for OPERS. The amount of actuarially determined Library contributions actually made to fund post-employment benefits was approximately \$1,498,795 in 2009, \$1,800,615 in 2008, and \$1,357,586 in 2007.

The Health Care Preservation Plan (HCPP) adopted by the OPERS Retirement Board on September 9, 2004, was effective on January 1, 2007. Member and employer contribution rates increased as of January 1, 2006, January 1, 2007 and January 1, 2008, which will allow additional funds to be allocated to the health care plan.

(9) Property Taxes

Property taxes include amounts levied against all real and public utility property located in the Library district.

Real property taxes and public utility taxes collected during 2009 were levied after October 1 on the assessed value listed as of the prior January 1, the lien date. These taxes are payable annually or semi-annually. If paid annually, payment is due by January 20; if paid semi-annually, the first payment is due by January 20 with remainder payable by June 20. Under certain circumstances, state statutes permit earlier or later payment dates to be established.

Assessed values are established by State law at 35% of appraised market value. A revaluation of all property is required to be completed no less than every six years. The last revaluation was completed in 2005. Public utility property taxes are assessed on tangible personal property, as well as land and improvements, at true value, which is a certain percentage of cost. Percentages vary according to the type of utility involved. The assessed values upon which the 2009 taxes were collected were approximately \$19.7 billion.

Ohio law prohibits taxation of property from all taxing authorities in excess of 1% of assessed value without a vote of the people. Increases in the property tax rate are restricted only by voter willingness to approve such increases. In 1986, voters approved taxation of property for the Library of .22% (2.2 mills) of assessed value effective January 1, 1986, for collection in 1987. This levy was to be collected for a period of 15 years and expired after the collection year 2002. In November 2000, the voters in Franklin County approved renewing the existing 2.2 levy. The collection year for the new levy began in 2002.

The Franklin County Treasurer collects property taxes on behalf of taxing districts in the county. The Franklin County Auditor periodically remits to the Library its portion of the taxes collected. Property taxes with both a lien and levy date prior to fiscal year end are recorded as unearned revenue and receivables. However, property taxes including delinquent property taxes that were measurable at December 31, 2009, and available to the Library are recorded as revenues and receivables.

(10) Joint Ventures

In April 1992, the Library's Board of Trustees adopted a resolution to participate with the Worthington Public Library (Worthington), a separate legal entity, to construct and operate a library facility, containing approximately 23,000 square feet of public service space, at a location which will serve both library districts. On October 13, 1993, a written contract was entered into between the two library districts.

According to the terms of the agreement, the Library will not assume any responsibility for the daily management, operation and maintenance of the building. In addition, the agreement states that the Library will contribute, based on a formula, to the operational needs of the facility. In 2009, the Library contributed \$782,014 to the operational costs of Worthington.

In 2010, the Library has appropriated \$726,500 in the General Fund to be paid to Worthington. The activity of this operation is contained in the financial statements of the Worthington Public Library, which can be obtained from the Worthington Library's Finance Department located at 820 High Street, Worthington, Ohio 43085.

COLUMBUS METROPOLITAN LIBRARY

Notes to the Basic Financial Statements

December 31, 2009

(11) **Prior Period Adjustments**

The beginning balance for the Capital Projects Fund presented within the Combining Schedule of Revenues, Expenditures, and Changes in Project Balance has been restated because of Asset Additions that occurred in 2009, but were classified in Accounts Payable and Capital Expenditures in 2008.

The net effect was an increase to both the Capital Projects Fund Balance and the Government-wide net assets in the amount of \$132,813 as of December 31, 2008.

(12) **Budgetary Basis of Accounting**

The adjustments necessary to convert the results of General Fund operations and fund balances at end of year on the GAAP basis to the budgetary basis are as follows:

|  | Net Change in<br><u>Fund Balance</u> | Fund Balance,<br><u>December 31, 2009</u> |
|--|--------------------------------------|---|
| GAAP basis   | \$( 808,800)                         | \$7,504,736                               |
| <u>Due to revenues:</u>  |                                      |   |
| Received in cash during 2009, but<br>accrued at December 31, 2008                | 26,750,030                           |   |
| Accrued at December 31, 2009,<br>not yet received in cash                        | (25,587,449)                         | (25,587,449)                              |
| Deferred at December 31, 2008,<br>but not recognized in budget                   | (23,950,350)                         |   |
| Deferred at December 31, 2009,<br>but recognized in budget                       | 23,189,780                           | 23,189,780                                |
| <u>Due to expenditures:</u>  |                                      |   |
| Paid in cash during 2009,<br>accrued at December 31, 2008                        | (1,334,388)                          |   |
| Accrued at December 31, 2009,<br>not paid in cash                                | 698,854                              | 698,854                                   |
| <u>Due to encumbrances:</u>  |                                      |   |
| Expenditures of amounts<br>encumbered during the year<br>ended December 31, 2008 | 2,210,167                            |   |
| Recognized as expenditures<br>in 2009 budget                                     | (769,863)                            | (769,863)                                 |
| Others, net  |                                      | (17)                                      |
| Budgetary Basis  | <u>\$ 397,981</u>                    | <u>\$ 5,036,041</u>                       |

THIS PAGE LEFT INTENTIONALLY BLANK

## COLUMBUS METROPOLITAN LIBRARY FUND DESCRIPTIONS

### Major Funds

#### General Fund

The General Fund is the general operating fund of the Library. It is used to account for all financial resources except those required to be accounted for in another fund.

#### Capital Projects Fund

The Capital Projects Fund is used to account for financial resources used for the acquisition or construction of major capital facilities and equipment other than those financed by Proprietary Funds. The titles of the projects are descriptive of the activities involved. The active Capital Projects are:

- Receipts System Project
- Reference and Circ. Desks Project
- CML Branding Project
- HR Automation Project
- Main Library Remodel Project
- Carpet Replacement Project
- Energy Project
- HVAC Improvements Project
- 2007 Homework Help Center Project
- Driving Park Remodel Project
- Northern Lights Remodel Project
- Main Library Revitalization Project
- Branch Carpet Replacement Project
- Main Library Roof Project
- Air Quality Improvement Project
- Branch HVAC & Air Quality Improvement Project
- Access Control & Photo ID Project
- CCTV Enhancements Project
- 2008 Homework Help Center Project
- Linden Land Acquisition Project
- 2020 Vision Plan Project
- Circ. Desk Remodel Project
- Dublin Children's Area Remodel Project
- Main Library Boiler Project
- 2009 Homework Help Center Project
- Main Library HVAC Project
- Discovery Place Roadmap Project
- AV System & Equipment Project

### Non-Major Funds

#### Special Revenue Funds

Special Revenue Funds are used to account for types of resources for which specific uses are mandated by Library Board policies, federal and/or state statutes, or other external donors. The title of the fund is descriptive of the activities accounted for therein. The Special Revenue Funds are:

- Restricted Fund
- Land Development Fund
- LSTA Grant
- FEMA Grant

#### Internal Service Fund

The Internal Service Fund is used to account for goods or services provided by one department to other departments of the Library. The one Internal Service Fund the Library has is the Self Insurance Fund.

#### Permanent Fund

The Permanent Fund is used to report resources that are legally restricted to the extent that only earnings, not principal, may be used for purposes that support the reporting government's programs.

**COLUMBUS METROPOLITAN LIBRARY**  
**Schedule of Assets, Liabilities and Balances of Accounts**  
**within the General Fund**  
**As of December 31, 2009**

|   | <b>General<br/>Operating<br/>Account</b> | <b>Payroll<br/>Liability<br/>Account</b> | <b>27th<br/>Pay Period<br/>Account</b> | <b>Northwest<br/>Library Remodel<br/>Account</b> | <b>Total<br/>General Fund</b> |
|---|--|--|--|--|-------------------------------|
| <b>ASSETS</b>                             |  |  |  |  |                               |
| Equity in Pooled Cash and Investments     | \$ 5,007,213                             | \$ 481,544                               | \$ 325                                 | \$ 967,475                                       | \$ 6,456,557                  |
| Accounts Receivable                       | 25,433,422                               | -  | -                                      | -  | 25,433,422                    |
| Prepays                                   | 689,709                                  | -  | -                                      | -  | 689,709                       |
| <b>Total Assets</b>                       | <b>\$ 31,130,344</b>                     | <b>\$ 481,544</b>                        | <b>\$ 325</b>                          | <b>\$ 967,475</b>                                | <b>\$ 32,579,688</b>          |
| <b>LIABILITIES</b>                        |  |  |  |  |                               |
| Accounts Payable                          | 960,942                                  | 1,319                                    | -                                      | -  | 962,261                       |
| Accrued Liabilities                       | 442,686                                  | 480,225                                  | -                                      | -  | 922,911                       |
| Deferred Revenue                          | 23,189,780                               | -  | -                                      | -  | 23,189,780                    |
| <b>Total Liabilities</b>                  | <b>24,593,408</b>                        | <b>481,544</b>                           | <b>-</b>                               | <b>-</b>   | <b>25,074,952</b>             |
| <b>FUNDS BALANCE</b>                      |  |  |  |  |                               |
| Reserved for Encumbrances                 | 339,495                                  | -  | -                                      | -  | 339,495                       |
| Reserved for Prepays                      | 689,709                                  | -  | -                                      | -  | 689,709                       |
| Unreserved:                               |  |  |  |  |                               |
| Undesignated                              | 5,507,732                                | -  | 325                                    | 967,475  | 6,475,532                     |
| <b>Total Fund Balance</b>                 | <b>6,536,936</b>                         | <b>-</b>                                 | <b>325</b>                             | <b>967,475</b>                                   | <b>7,504,736</b>              |
| <b>Total Liabilities and Fund Balance</b> | <b>\$ 31,130,344</b>                     | <b>\$ 481,544</b>                        | <b>\$ 325</b>                          | <b>\$ 967,475</b>                                | <b>\$ 32,579,688</b>          |



**COLUMBUS METROPOLITAN LIBRARY**  
**Combining Supplemental Schedule of Revenues,**  
**Expenditures and Changes in Account Balance**  
**General Fund**  
**For the Year Ended December 31, 2009**

|   | <b>General<br/>Operating<br/>Account</b> | <b>Payroll<br/>Liability<br/>Account</b> | <b>27th<br/>Pay Period<br/>Account</b> | <b>Northwest<br/>Library Remodel<br/>Account</b> | <b>Total<br/>General Fund</b> |
|---|--|--|--|--|-------------------------------|
| <b>REVENUES</b>   |  |  |  |  |                               |
| Property Taxes  | \$ 15,976,544                            | \$ -                                     | \$ -                                   | \$ -   | \$ 15,976,544                 |
| Intergovernmental   | 24,799,451                               | -  | -                                      | -  | 24,799,451                    |
| Fines and Fees  | 1,864,263                                | -  | -                                      | -  | 1,864,263                     |
| Charges for Services  | 702,559                                  | -  | -                                      | -  | 702,559                       |
| Investment Earnings   | 220,242                                  | -  | -                                      | -  | 220,242                       |
| Miscellaneous   | 267,109                                  | -  | -                                      | -  | 267,109                       |
| <b>Total Revenues</b>                                       | <b>43,830,168</b>                        | <b>-</b>                                 | <b>-</b>                               | <b>-</b>   | <b>43,830,168</b>             |
| <b>EXPENDITURES</b>   |  |  |  |  |                               |
| Public Services:  |  |  |  |  |                               |
| Salaries and Benefits                                       | 21,414,109                               | -  | -                                      | -  | 21,414,109                    |
| Supplies  | 305,656                                  | -  | -                                      | -  | 305,656                       |
| Purchased/Contracted Services                               | 2,883,234                                | -  | -                                      | -  | 2,883,234                     |
| Library Materials   | 5,258,643                                | -  | -                                      | -  | 5,258,643                     |
| <b>Total Public Service</b>                                 | <b>29,861,642</b>                        | <b>-</b>                                 | <b>-</b>                               | <b>-</b>   | <b>29,861,642</b>             |
| Administrative and Support:                                 |  |  |  |  |                               |
| Salaries and Benefits                                       | 9,204,790                                | -  | -                                      | -  | 9,204,790                     |
| Supplies  | 706,168                                  | -  | -                                      | -  | 706,168                       |
| Purchased/Contracted Services                               | 4,010,698                                | -  | -                                      | -  | 4,010,698                     |
| Library Materials   | 19,201                                   | -  | -                                      | -  | 19,201                        |
| Other   | 789,014                                  | -  | -                                      | -  | 789,014                       |
| <b>Total Administrative and Support</b>                     | <b>14,729,871</b>                        | <b>-</b>                                 | <b>-</b>                               | <b>-</b>   | <b>14,729,871</b>             |
| Capital Outlay  | 47,455                                   | -  | -                                      | -  | 47,455                        |
| <b>Total Expenditures</b>                                   | <b>44,638,968</b>                        | <b>-</b>                                 | <b>-</b>                               | <b>-</b>   | <b>44,638,968</b>             |
| Excess (deficiency) of Revenue over<br>(under) Expenditures | (808,800)                                | -  | -                                      | -  | (808,800)                     |
| Fund Balances Beginning of Year                             | 7,345,736                                | -  | 325                                    | 967,475  | 8,313,536                     |
| Fund Balances at End of Year                                | \$ 6,536,936                             | \$ -                                     | \$ 325                                 | \$ 967,475                                       | \$ 7,504,736                  |

**COLUMBUS METROPOLITAN LIBRARY**  
**Combining Supplemental Schedule of Assets, Liabilities and Project Balances**  
**Capital Projects**  
**For the Year Ended December 31, 2009**

|   | <b>Capital<br/>Project<br/>Non-Project<br/>Related</b> | <b>Receipt<br/>System<br/>Project</b> | <b>Proactive<br/>Reference<br/>Project<br/>Phase II</b> | <b>CML<br/>Branding<br/>Project</b> |
|---|--|---------------------------------------|---|-------------------------------------|
| <b>ASSETS</b>                                 |  |                                       |   |                                     |
| Equity in Pooled Cash<br>and Cash Equivalents | \$ 1,301,203   | \$ 159,275                            | \$ 176,402  | \$ 113,990                          |
| Prepays                                       | -  | -                                     | -   | -                                   |
| Total Assets                                  | <u>\$ 1,301,203</u>                                    | <u>\$ 159,275</u>                     | <u>\$ 176,402</u>                                       | <u>\$ 113,990</u>                   |
| <b>LIABILITIES</b>                            |  |                                       |   |                                     |
| Accounts Payable                              | -  | -                                     | 24,264  | -                                   |
| Total Liabilities                             | <u>-</u>   | <u>-</u>                              | <u>24,264</u>   | <u>-</u>                            |
| <b>FUNDS BALANCE</b>                          |  |                                       |   |                                     |
| Reserved for Encumbrances                     | -  | -                                     | 111,734   | -                                   |
| Reserved for Prepaid                          | -  | -                                     | -   | -                                   |
| Unreserved:                                   |  |                                       |   |                                     |
| Undesignated                                  | 1,301,203  | 159,275                               | 40,404  | 113,990                             |
| Total Fund Balance                            | <u>1,301,203</u>                                       | <u>159,275</u>                        | <u>152,138</u>  | <u>113,990</u>                      |
| Total Liabilities and<br>Fund Balance         | <u>\$ 1,301,203</u>                                    | <u>\$ 159,275</u>                     | <u>\$ 176,402</u>                                       | <u>\$ 113,990</u>                   |

| <b>Human<br/>Resources<br/>Automation<br/>Upgrade<br/>Project</b> | <b>Main<br/>Library<br/>Remodeling<br/>Project</b> | <b>Air<br/>Quality<br/>Improvement<br/>Project</b> | <b>Carpet<br/>Replacement<br/>Project</b> | <b>Energy<br/>Projects</b> | <b>HVAC<br/>Improvements<br/>Project</b> |
|---|--|--|---|----------------------------|--|
| \$ -  | \$ 303,374   | \$ -   | \$ -                                      | \$ -                       | \$ -                                     |
| -   | -  | -  | -   | -                          | -  |
| <u>\$ -</u>   | <u>\$ 303,374</u>                                  | <u>\$ -</u>  | <u>\$ -</u>                               | <u>\$ -</u>                | <u>\$ -</u>                              |
| -   | 10,182   | -  | -   | -                          | -  |
| -   | 10,182   | -  | -   | -                          | -  |
| -   | 61,414   | -  | -   | -                          | -  |
| -   | -  | -  | -   | -                          | -  |
| -   | 231,778  | -  | -   | -                          | -  |
| -   | 293,192  | -  | -   | -                          | -  |
| <u>\$ -</u>   | <u>\$ 303,374</u>                                  | <u>\$ -</u>  | <u>\$ -</u>                               | <u>\$ -</u>                | <u>\$ -</u>                              |

(Continued)

**COLUMBUS METROPOLITAN LIBRARY**  
**Combining Supplemental Schedule of Assets, Liabilities and Project Balances**  
**Capital Projects**  
**For the Year Ended December 31, 2009**

|   | <b>Homework Help<br/>Centers '07<br/>Project</b> | <b>Driving Park<br/>Branch<br/>Remodel<br/>Project</b> | <b>Northern Lights<br/>Branch<br/>Remodel<br/>Project</b> | <b>Main<br/>Library<br/>Revitalization<br/>Project</b> |
|---|--|--|---|--|
| <b>ASSETS</b>                                 |  |  |   |  |
| Equity in Pooled Cash<br>and Cash Equivalents | \$ -   | \$ -   | \$ -  | \$ 1,203,804   |
| Prepays                                       | -  | -  | -   | -  |
| Total Assets                                  | <u>\$ -</u>                                      | <u>\$ -</u>  | <u>\$ -</u>   | <u>\$ 1,203,804</u>                                    |
| <b>LIABILITIES</b>                            |  |  |   |  |
| Accounts Payable                              | -  | -  | -   | -  |
| Total Liabilities                             | <u>-</u>   | <u>-</u>   | <u>-</u>  | <u>-</u>   |
| <b>FUNDS BALANCE</b>                          |  |  |   |  |
| Reserved for Encumbrances                     | -  | -  | -   | -  |
| Reserved for Prepaid                          | -  | -  | -   | -  |
| Unreserved:                                   |  |  |   |  |
| Undesignated                                  | -  | -  | -   | 1,203,804  |
| Total Fund Balance                            | <u>-</u>   | <u>-</u>   | <u>-</u>  | <u>1,203,804</u>                                       |
| Total Liabilities and<br>Fund Balance         | <u>\$ -</u>                                      | <u>\$ -</u>  | <u>\$ -</u>   | <u>\$ 1,203,804</u>                                    |

| <b>Branch<br/>Carpet<br/>Replacement<br/>Project</b> | <b>Main<br/>Library<br/>Roof Repair<br/>Project</b> | <b>Branch<br/>HVAC &amp;<br/>Air Quality<br/>Project</b> | <b>Access Control<br/>and<br/>Photo ID<br/>Project</b> | <b>CCTV<br/>Enhancements<br/>Project</b> | <b>2008<br/>Homework<br/>Help Centers<br/>Project</b> |
|--|---|--|--|--|---|
| \$ 185,874   | \$ 52,665   | \$ 54,168  | \$ -   | \$ 6,988                                 | \$ -  |
| -  | -   | -  | -  | -  | -   |
| <u>\$ 185,874</u>                                    | <u>\$ 52,665</u>                                    | <u>\$ 54,168</u>   | <u>\$ -</u>  | <u>\$ 6,988</u>                          | <u>\$ -</u>   |
| -  | 1,600   | 550  | -  | 3,976                                    | -   |
| -  | 1,600   | 550  | -  | 3,976                                    | -   |
| 29,773   | 48,605  | 7,639  | -  | 2,251                                    | -   |
| -  | -   | -  | -  | -  | -   |
| 156,101  | 2,460   | 45,979   | -  | 761                                      | -   |
| 185,874  | 51,065  | 53,618   | -  | 3,012                                    | -   |
| <u>\$ 185,874</u>                                    | <u>\$ 52,665</u>                                    | <u>\$ 54,168</u>   | <u>\$ -</u>  | <u>\$ 6,988</u>                          | <u>\$ -</u>   |

(Continued)

**COLUMBUS METROPOLITAN LIBRARY**  
**Combining Supplemental Schedule of Assets, Liabilities and Project Balances**  
**Capital Projects**  
**For the Year Ended December 31, 2009**

|   | <b>Linden<br/>Land<br/>Acquisition<br/>Project</b> | <b>20/20<br/>Vision Plan<br/>Project</b> | <b>Circulation<br/>Desk<br/>Remodels<br/>Project</b> | <b>Dublin<br/>Branch<br/>Childrens'<br/>Area Remodel<br/>Project</b> |
|---|--|--|--|--|
| <b>ASSETS</b>                                 |  |  |  |  |
| Equity in Pooled Cash<br>and Cash Equivalents | \$ -   | \$ 123,376                               | \$ -   | \$ 36,194  |
| Prepays                                       | -  | -  | -  | -  |
| Total Assets                                  | <u>\$ -</u>  | <u>\$ 123,376</u>                        | <u>\$ -</u>  | <u>\$ 36,194</u>   |
| <b>LIABILITIES</b>                            |  |  |  |  |
| Accounts Payable                              | -  | -  | -  | -  |
| Total Liabilities                             | <u>-</u>   | <u>-</u>                                 | <u>-</u>   | <u>-</u>   |
| <b>FUNDS BALANCE</b>                          |  |  |  |  |
| Reserved for Encumbrances                     | -  | 13,255                                   | -  | 68   |
| Reserved for Prepaid                          | -  | -  | -  | -  |
| Unreserved:                                   |  |  |  |  |
| Undesignated                                  | -  | 110,121                                  | -  | 36,126   |
| Total Fund Balance                            | <u>-</u>   | <u>123,376</u>                           | <u>-</u>   | <u>36,194</u>  |
| Total Liabilities and<br>Fund Balance         | <u>\$ -</u>  | <u>\$ 123,376</u>                        | <u>\$ -</u>  | <u>\$ 36,194</u>   |

| <b>Main<br/>Library<br/>Boiler<br/>Project</b> | <b>2009<br/>Homework<br/>Help Center<br/>Project</b> | <b>Main<br/>Library<br/>HVAC<br/>Project</b> | <b>Discovery<br/>Place<br/>Roadmap<br/>Project</b> | <b>AV System<br/>and<br/>Equipment<br/>Project</b> | <b>Total<br/>Capital<br/>Projects Fund</b> |
|--|--|--|--|--|--|
| \$ 41,036                                      | \$ 191,751   | \$ 365,000                                   | \$ 544,664   | \$ -   | \$ 4,859,764                               |
| -  | -  | -  | 7,541  | -  | 7,541                                      |
| <u>\$ 41,036</u>                               | <u>\$ 191,751</u>                                    | <u>\$ 365,000</u>                            | <u>\$ 552,205</u>                                  | <u>\$ -</u>  | <u>\$ 4,867,305</u>                        |
| -  | 1,400  | -  | -  | -  | 41,972                                     |
| -  | 1,400  | -  | -  | -  | 41,972                                     |
| 41,036   | 505  | -  | 114,535  | -  | 430,815                                    |
| -  | -  | -  | 7,541  | -  | 7,541                                      |
| -  | 189,846  | 365,000                                      | 430,129  | -  | 4,386,977                                  |
| <u>41,036</u>                                  | <u>190,351</u>                                       | <u>365,000</u>                               | <u>552,205</u>                                     | <u>-</u>   | <u>4,825,333</u>                           |
| <u>\$ 41,036</u>                               | <u>\$ 191,751</u>                                    | <u>\$ 365,000</u>                            | <u>\$ 552,205</u>                                  | <u>\$ -</u>  | <u>\$ 4,867,305</u>                        |

**COLUMBUS METROPOLITAN LIBRARY**  
**Combining Supplemental Schedule of Revenues,**  
**Expenditures and Changes in Project Balance**  
**Capital Projects**  
**For the Year Ended December 31, 2009**

|   | <b>Capital<br/>Project<br/>Non-Project<br/>Related</b> | <b>Receipt<br/>System<br/>Project</b> | <b>Proactive<br/>Reference<br/>Project<br/>Phase II</b> | <b>CML<br/>Branding<br/>Project</b> |
|---|--|---------------------------------------|---|-------------------------------------|
| <b>REVENUES</b>   |  |                                       |   |                                     |
| Contributions and Donations                                 | \$ -   | \$ -                                  | \$ -  | \$ -                                |
| Total Revenues  | -  | -                                     | -   | -                                   |
| <b>EXPENDITURES</b>   |  |                                       |   |                                     |
| Public Services:  |  |                                       |   |                                     |
| Supplies  | -  | -                                     | 20,588  | -                                   |
| Purchased/Contracted Services                               | -  | -                                     | 71,736  | -                                   |
| Total Public Service  | -  | -                                     | 92,324  | -                                   |
| Administrative and Support:                                 |  |                                       |   |                                     |
| Salaries and Benefits                                       |  |                                       |   |                                     |
| Supplies  | -  | -                                     | -   | -                                   |
| Purchased/Contracted Services                               | -  | -                                     | -   | 9,476                               |
| Total Administrative and Support                            | -  | -                                     | -   | 9,476                               |
| Capital Outlay  | -  | -                                     | -   | 115,234                             |
| Total Expenditures  | -  | -                                     | 92,324  | 124,710                             |
| Excess (deficiency) of revenue<br>over (under) expenditures | -  | -                                     | (92,324)  | (124,710)                           |
| <b>OTHER FINANCING SOURCES (USES)</b>                       |  |                                       |   |                                     |
| Inter-Fund Transfer-In                                      | 736,391  | -                                     | -   | -                                   |
| Inter-Fund Transfer-Out                                     | (979,900)  | -                                     | -   | -                                   |
| Total Other Financing Sources (Uses)                        | (243,509)  | -                                     | -   | -                                   |
| Net Change in Fund Balances                                 | (243,509)  | -                                     | (92,324)  | (124,710)                           |
| Fund Balances Beginning of Year                             | 1,544,712  | 159,275                               | 244,462   | 160,305                             |
| Restatement, See Note 11                                    | -  | -                                     | -   | 78,395                              |
| Fund Balances at End of Year                                | \$ 1,301,203   | \$ 159,275                            | \$ 152,138  | \$ 113,990                          |



| <b>Human Resources Automation Upgrade Project</b> | <b>Main Library Remodeling Project</b> | <b>Air Quality Improvement Project</b> | <b>Carpet Replacement Project</b> | <b>Energy Conservation Projects</b> | <b>HVAC Improvements Project</b> |
|---|--|--|-----------------------------------|-------------------------------------|----------------------------------|
| \$ -  | \$ -                                   | \$ -                                   | \$ -                              | \$ -                                | \$ -                             |
| -   | -                                      | -                                      | -                                 | -                                   | -                                |
| -   | -                                      | -                                      | -                                 | -                                   | -                                |
| -   | -                                      | -                                      | -                                 | -                                   | -                                |
| -   | -                                      | -                                      | -                                 | -                                   | -                                |
| -   | 550                                    | -                                      | -                                 | -                                   | -                                |
| 28,750  | 24,414                                 | -                                      | 969                               | -                                   | 7,731                            |
| 28,750  | 24,964                                 | -                                      | 969                               | -                                   | 7,731                            |
| -   | 22,578                                 | 35,300                                 | -                                 | -                                   | -                                |
| 28,750  | 47,542                                 | 35,300                                 | 969                               | -                                   | 7,731                            |
| (28,750)  | (47,542)                               | (35,300)                               | (969)                             | -                                   | (7,731)                          |
| -   | -                                      | -                                      | -                                 | -                                   | -                                |
| (17,859)  | -                                      | (173,936)                              | (70)                              | (30,619)                            | (15,344)                         |
| (17,859)  | -                                      | (173,936)                              | (70)                              | (30,619)                            | (15,344)                         |
| (46,609)  | (47,542)                               | (209,236)                              | (1,039)                           | (30,619)                            | (23,075)                         |
| 46,609  | 340,734                                | 209,236                                | 1,039                             | 30,619                              | 23,075                           |
| -   | -                                      | -                                      | -                                 | -                                   | -                                |
| \$ -  | \$ 293,192                             | \$ -                                   | \$ -                              | \$ -                                | \$ -                             |

(Continued)

**COLUMBUS METROPOLITAN LIBRARY**  
**Combining Supplemental Schedule of Revenues,**  
**Expenditures and Changes in Project Balance**  
**Capital Projects**  
**For the Year Ended December 31, 2009**

|   | <b>Homework Help<br/>Centers '07<br/>Project</b> | <b>Driving Park<br/>Branch<br/>Remodel<br/>Project</b> | <b>Northern Lights<br/>Branch<br/>Remodel<br/>Project</b> | <b>Main<br/>Library<br/>Revitalization<br/>Project</b> |
|---|--|--|---|--|
| <b>REVENUES</b>   |  |  |   |  |
| Contributions and Donations                                 | \$ -   | \$ -   | \$ -  | \$ -   |
| Total Revenues  | -  | -  | -   | -  |
| <b>EXPENDITURES</b>   |  |  |   |  |
| Public Services:  |  |  |   |  |
| Supplies  | -  | -  | 147   | -  |
| Purchased/Contracted Services                               | -  | 958  | 36,755  | -  |
| Total Public Service  | -  | 958  | 36,902  | -  |
| Administrative and Support:                                 |  |  |   |  |
| Salaries and Benefits                                       |  |  |   |  |
| Supplies  | -  | -  | -   | -  |
| Purchased/Contracted Services                               | -  | -  | -   | -  |
| Total Administrative and Support                            | -  | -  | -   | -  |
| Capital Outlay  | 488  | -  | 18,867  | 96,196   |
| Total Expenditures  | 488  | 958  | 55,769  | 96,196   |
| Excess (deficiency) of revenue<br>over (under) expenditures | (488)  | (958)  | (55,769)  | (96,196)   |
| <b>OTHER FINANCING SOURCES (USES)</b>                       |  |  |   |  |
| Inter-Fund Transfer-In                                      | -  | -  | 5,000   | -  |
| Inter-Fund Transfer-Out                                     | (24)   | (13,904)   | (29)  | -  |
| Total Other Financing Sources (Uses)                        | (24)   | (13,904)   | 4,971   | -  |
| Net Change in Fund Balances                                 | (512)  | (14,862)   | (50,798)  | (96,196)   |
| Fund Balances Beginning of Year                             | 512  | 14,862   | 50,798  | 1,294,439  |
| Restatement, See Note 11                                    | -  | -  | -   | 5,561  |
| Fund Balances at End of Year                                | \$ -   | \$ -   | \$ -  | \$ 1,203,804   |

| <b>Branch<br/>Carpet<br/>Replacement<br/>Project</b> | <b>Main<br/>Library<br/>Roof Repair<br/>Project</b> | <b>Branch<br/>HVAC &amp;<br/>Air Quality<br/>Project</b> | <b>Access Control<br/>and<br/>Photo ID<br/>Project</b> | <b>CCTV<br/>Enhancements<br/>Project</b> | <b>2008<br/>Homework<br/>Help Centers<br/>Project</b> |
|--|---|--|--|--|---|
| \$ -   | \$ -  | \$ -   | \$ -   | \$ -                                     | \$ -  |
| -  | -   | -  | -  | -  | -   |
| -  | -   | -  | -  | -  | 9,577   |
| -  | -   | -  | -  | -  | 21,195  |
| -  | -   | -  | -  | -  | 30,772  |
| -  | -   | -  | 1,961  | 900                                      | -   |
| 144,699  | 11,633  | 550  | -  | 5,246                                    | -   |
| 144,699  | 11,633  | 550  | 1,961  | 6,146                                    | -   |
| -  | 184,802   | 365,732  | 83,380   | 43,725                                   | 22,929  |
| 144,699  | 196,435   | 366,282  | 85,341   | 49,871                                   | 53,701  |
| (144,699)  | (196,435)   | (366,282)  | (85,341)   | (49,871)                                 | (53,701)  |
| -  | -   | 219,900  | -  | -  | -   |
| -  | -   | -  | (44)   | -  | (135,057)   |
| -  | -   | 219,900  | (44)   | -  | (135,057)   |
| (144,699)  | (196,435)   | (146,382)  | (85,385)   | (49,871)                                 | (188,758)   |
| 330,573  | 247,500   | 200,000  | 85,385   | 52,883                                   | 188,758   |
| -  | -   | -  | -  | -  | -   |
| \$ 185,874   | \$ 51,065   | \$ 53,618  | \$ -   | \$ 3,012                                 | \$ -  |

(Continued)

**COLUMBUS METROPOLITAN LIBRARY**  
**Combining Supplemental Schedule of Revenues,**  
**Expenditures and Changes in Project Balance**  
**Capital Projects**  
**For the Year Ended December 31, 2009**

|   | <b>Linden<br/>Land<br/>Acquisition<br/>Project</b> | <b>20/20<br/>Vision Plan<br/>Project</b> | <b>Circulation<br/>Desk<br/>Remodels<br/>Project</b> | <b>Dublin<br/>Branch<br/>Childrens'<br/>Area Remodel<br/>Project</b> |
|---|--|--|--|--|
| <b>REVENUES</b>   |  |  |  |  |
| Contributions and Donations                                 | \$ -   | \$ -                                     | \$ -   | \$ -   |
| Total Revenues  | -  | -  | -  | -  |
| <b>EXPENDITURES</b>   |  |  |  |  |
| Public Services:  |  |  |  |  |
| Supplies  | -  | -  | -  | 1,860  |
| Purchased/Contracted Services                               | -  | -  | 6,000  | 1,929  |
| Total Public Service  | -  | -  | 6,000  | 3,789  |
| Administrative and Support:                                 |  |  |  |  |
| Salaries and Benefits                                       |  |  |  |  |
| Supplies  | -  | 45                                       | -  | -  |
| Purchased/Contracted Services                               | -  | 98,394                                   | -  | -  |
| Total Administrative and Support                            | -  | 98,439                                   | -  | -  |
| Capital Outlay  | 5,890  | -  | -  | 2,445  |
| Total Expenditures  | 5,890  | 98,439                                   | 6,000  | 6,234  |
| Excess (deficiency) of revenue<br>over (under) expenditures | (5,890)  | (98,439)                                 | (6,000)  | (6,234)  |
| <b>OTHER FINANCING SOURCES (USES)</b>                       |  |  |  |  |
| Inter-Fund Transfer-In                                      | -  | -  | -  | -  |
| Inter-Fund Transfer-Out                                     | (11,356)   | -  | (155,000)  | -  |
| Total Other Financing Sources (Uses)                        | (11,356)   | -  | (155,000)  | -  |
| Net Change in Fund Balances                                 | (17,246)   | (98,439)                                 | (161,000)  | (6,234)  |
| Fund Balances Beginning of Year                             | 17,246   | 221,815                                  | 161,000  | 42,428   |
| Restatement, See Note 11                                    | -  | -  | -  | -  |
| Fund Balances at End of Year                                | \$ -   | \$ 123,376                               | \$ -   | \$ 36,194  |

| <b>Main<br/>Library<br/>Boiler<br/>Project</b> | <b>2009<br/>Homework<br/>Help Center<br/>Project</b> | <b>Main<br/>Library<br/>HVAC<br/>Project</b> | <b>Discovery<br/>Place<br/>Roadmap<br/>Project</b> | <b>AV System<br/>and<br/>Equipment<br/>Project</b> | <b>Total<br/>Capital<br/>Projects Fund</b> |
|--|--|--|--|--|--|
| \$ -   | \$ 99,378  | \$ -   | \$ -   | \$ -   | \$ 99,378                                  |
| -  | 99,378   | -  | -  | -  | 99,378                                     |
| -  | 52,289   | -  | 15,000   | -  | 99,461                                     |
| -  | 5,052  | -  | 597,309  | -  | 740,934                                    |
| -  | 57,341   | -  | 612,309  | -  | 840,395                                    |
| -  | -  | -  | -  | -  | 3,456                                      |
| -  | -  | -  | -  | -  | 331,862                                    |
| -  | -  | -  | -  | -  | 335,318                                    |
| 68,964   | 32,308   | -  | 157,950  | -  | 1,256,788                                  |
| 68,964   | 89,649   | -  | 770,259  | -  | 2,432,501                                  |
| (68,964)                                       | 9,729  | -  | (770,259)  | -  | (2,333,123)                                |
| 110,000  | 280,000  | 365,000                                      | -  | -  | 1,716,291                                  |
| -  | (99,378)   | -  | -  | (83,771)   | (1,716,291)                                |
| 110,000  | 180,622  | 365,000                                      | -  | (83,771)   | -  |
| 41,036   | 190,351  | 365,000                                      | (770,259)  | (83,771)   | (2,333,123)                                |
| -  | -  | -  | 1,273,607  | 83,771   | 7,025,643                                  |
| -  | -  | -  | 48,857   | -  | 132,813                                    |
| \$ 41,036                                      | \$ 190,351   | \$ 365,000                                   | \$ 552,205   | \$ -   | \$ 4,825,333                               |

**COLUMBUS METROPOLITAN LIBRARY**  
**Combining Balance Sheet**  
**Nonmajor Governmental Funds**  
**December 31, 2009**

|  | <u>Nonmajor<br/>Special Revenue<br/>Funds</u> | <u>Nonmajor<br/>Permanent<br/>Fund</u> | <u>Total<br/>Nonmajor<br/>Governmental<br/>Funds</u> |
|--|---|--|--|
| <b>ASSETS</b>                              |   |  |  |
| Equity in Pooled Cash and Cash Equivalents | \$ 1,950,053                                  | \$ 68,146                              | \$ 2,018,199   |
| Receivables                                | 18,393  | 2                                      | 18,395   |
| Prepays                                    | 17,339  | -                                      | 17,339   |
| Total Assets                               | <u>\$ 1,985,785</u>                           | <u>\$ 68,148</u>                       | <u>\$ 2,053,933</u>                                  |
| <b>LIABILITIES</b>                         |   |  |  |
| Account Payable                            | 15,190  | -                                      | 15,190   |
| Accrued Liabilities                        | 69,252  | -                                      | 69,252   |
| Deferred Revenue                           | 7,200   | -                                      | 7,200  |
| Total Liabilities                          | <u>91,642</u>                                 | <u>-</u>                               | <u>91,642</u>  |
| <b>FUNDS BALANCE</b>                       |   |  |  |
| Reserved for Encumbrances                  | 2,960   | -                                      | 2,960  |
| Reserved for Prepays                       | 17,339  | -                                      | 17,339   |
| Reserved for Endowments                    | -   | 67,742                                 | 67,742   |
| Unreserved:                                |   |  |  |
| Special Revenue                            | 1,873,844                                     | -                                      | 1,873,844  |
| Permanent                                  | -   | 406                                    | 406  |
| Total Fund Balance                         | <u>1,894,143</u>                              | <u>68,148</u>                          | <u>1,962,291</u>                                     |
| Total Liabilities and Fund Balance         | <u>\$ 1,985,785</u>                           | <u>\$ 68,148</u>                       | <u>\$ 2,053,933</u>                                  |

**COLUMBUS METROPOLITAN LIBRARY**  
**Combining Statement of Revenues, Expenditures and**  
**Changes in Funds Balance**  
**Nonmajor Governmental Funds**  
**For the Year Ended December 31, 2009**

|   | <b>Nonmajor<br/>Special Revenue<br/>Funds</b> | <b>Nonmajor<br/>Permanent<br/>Funds</b> | <b>Total<br/>Nonmajor<br/>Governmental<br/>Funds</b> |
|---|---|---|--|
| <b>REVENUES</b>   |   |   |  |
| Intergovernmental   | \$ 56,829                                     | \$ -                                    | \$ 56,829  |
| Investment Earnings   | 30,570  | 1                                       | 30,571   |
| Charges for Services  | 653,018                                       | -                                       | 653,018  |
| Contributions and Donations                                 | 491,477                                       | -                                       | 491,477  |
| Miscellaneous   | 15,443  | -                                       | 15,443   |
| Total Revenues  | <u>1,247,337</u>                              | <u>1</u>                                | <u>1,247,338</u>                                     |
| <b>EXPENDITURES</b>   |   |   |  |
| Public Services:  |   |   |  |
| Salaries and Benefits                                       | 19,852  | -                                       | 19,852   |
| Supplies  | 211,566                                       | -                                       | 211,566  |
| Purchased and Contracted Services                           | 27,542  | -                                       | 27,542   |
| Library Materials   | 88,157  | 4,391                                   | 92,548   |
| Total Public Service  | <u>347,117</u>                                | <u>4,391</u>                            | <u>351,508</u>                                       |
| Administrative and Support:                                 |   |   |  |
| Supplies  | 38,286  | -                                       | 38,286   |
| Purchased and Contracted Services                           | 600,309                                       | -                                       | 600,309  |
| Total Administrative and Support                            | <u>638,595</u>                                | <u>-</u>                                | <u>638,595</u>                                       |
| Capital Outlay  | 64,059  | -                                       | 64,059   |
| Total Expenditures  | <u>1,049,771</u>                              | <u>4,391</u>                            | <u>1,054,162</u>                                     |
| Excess (deficiency) of Revenue<br>over (under) Expenditures | <u>197,566</u>                                | <u>(4,390)</u>                          | <u>193,176</u>                                       |
| Fund Balances at Beginning of Year                          | <u>1,696,577</u>                              | <u>72,538</u>                           | <u>1,769,115</u>                                     |
| Fund Balances at End of Year                                | <u>\$ 1,894,143</u>                           | <u>\$ 68,148</u>                        | <u>\$ 1,962,291</u>                                  |

**COLUMBUS METROPOLITAN LIBRARY**  
**Combining Balance Sheet**  
**Nonmajor Special Revenue Funds**  
**December 31, 2009**

|   | <b>Restricted<br/>Fund</b> | <b>Land<br/>Development<br/>Fund</b> | <b>LSTA<br/>Grant<br/>Fund</b> | <b>FEMA<br/>Grant<br/>Fund</b> | <b>Total Nonmajor<br/>Special Revenue<br/>Funds</b> |
|---|----------------------------|--------------------------------------|--------------------------------|--------------------------------|---|
| <b>ASSETS</b>                                 |                            |                                      |                                |                                |   |
| Equity in Pooled Cash<br>and Cash Equivalents | \$ 329,508                 | \$ 1,620,545                         | \$ -                           | \$ -                           | \$ 1,950,053  |
| Receivables                                   | 11,300                     | 7,093                                | -                              | -                              | 18,393  |
| Prepays                                       | 25                         | 17,314                               | -                              | -                              | 17,339  |
| <b>Total Assets</b>                           | <b>\$ 340,833</b>          | <b>\$ 1,644,952</b>                  | <b>\$ -</b>                    | <b>\$ -</b>                    | <b>\$ 1,985,785</b>                                 |
| <b>LIABILITIES</b>                            |                            |                                      |                                |                                |   |
| Accounts Payable                              | 3,611                      | 11,579                               | -                              | -                              | 15,190  |
| Accrued Liabilities                           | 325                        | 68,927                               | -                              | -                              | 69,252  |
| Deferred Revenue                              | -                          | 7,200                                | -                              | -                              | 7,200   |
| <b>Total Liabilities</b>                      | <b>3,936</b>               | <b>87,706</b>                        | <b>-</b>                       | <b>-</b>                       | <b>91,642</b>                                       |
| <b>FUNDS BALANCE</b>                          |                            |                                      |                                |                                |   |
| Reserved for Encumbrances                     | 2,960                      | -                                    | -                              | -                              | 2,960   |
| Reserved for Prepays                          | 25                         | 17,314                               | -                              | -                              | 17,339  |
| Unreserved:                                   |                            |                                      |                                |                                |   |
| Special Revenue                               | 333,912                    | 1,539,932                            | -                              | -                              | 1,873,844   |
| <b>Total Fund Balance</b>                     | <b>336,897</b>             | <b>1,557,246</b>                     | <b>-</b>                       | <b>-</b>                       | <b>1,894,143</b>                                    |
| <b>Total Liabilities and<br/>Fund Balance</b> | <b>\$ 340,833</b>          | <b>\$ 1,644,952</b>                  | <b>\$ -</b>                    | <b>\$ -</b>                    | <b>\$ 1,985,785</b>                                 |



**COLUMBUS METROPOLITAN LIBRARY**  
**Combining Statement of Revenues, Expenditures and**  
**Changes in Funds Balance**  
**Nonmajor Special Revenue Funds**  
**For the Year Ended December 31, 2009**

|   | <b>Restricted<br/>Fund</b> | <b>Land<br/>Development<br/>Fund</b> | <b>LSTA<br/>Grant<br/>Fund</b> | <b>FEMA<br/>Grant<br/>Fund</b> | <b>Total Nonmajor<br/>Special Revenue<br/>Funds</b> |
|---|----------------------------|--------------------------------------|--------------------------------|--------------------------------|---|
| <b>REVENUES</b>   |                            |                                      |                                |                                |   |
| Intergovernmental   | \$ -                       | \$ -                                 | \$ 39,200                      | \$ 17,629                      | \$ 56,829   |
| Investment Earnings   | -                          | 30,570                               | -                              | -                              | 30,570  |
| Charges for Services  | -                          | 653,018                              | -                              | -                              | 653,018   |
| Contributions and Donations                                 | 491,477                    | -                                    | -                              | -                              | 491,477   |
| Miscellaneous   | -                          | 15,443                               | -                              | -                              | 15,443  |
| <b>Total Revenues</b>                                       | <b>491,477</b>             | <b>699,031</b>                       | <b>39,200</b>                  | <b>17,629</b>                  | <b>1,247,337</b>                                    |
| <b>EXPENDITURES</b>   |                            |                                      |                                |                                |   |
| Public Services:  |                            |                                      |                                |                                |   |
| Salaries and Benefits                                       | 19,852                     | -                                    | -                              | -                              | 19,852  |
| Supplies  | 211,566                    | -                                    | -                              | -                              | 211,566   |
| Purchased/Contracted Services                               | 27,542                     | -                                    | -                              | -                              | 27,542  |
| Library Materials   | 88,157                     | -                                    | -                              | -                              | 88,157  |
| <b>Total Public Service</b>                                 | <b>347,117</b>             | <b>-</b>                             | <b>-</b>                       | <b>-</b>                       | <b>347,117</b>                                      |
| Administrative and Support:                                 |                            |                                      |                                |                                |   |
| Supplies  | -                          | 36,726                               | -                              | 1,560                          | 38,286  |
| Purchased/Contracted Services                               | -                          | 584,240                              | -                              | 16,069                         | 600,309   |
| <b>Total Administrative and Support</b>                     | <b>-</b>                   | <b>620,966</b>                       | <b>-</b>                       | <b>17,629</b>                  | <b>638,595</b>                                      |
| Capital Outlay  | 24,859                     | -                                    | 39,200                         | -                              | 64,059  |
| <b>Total Expenditures</b>                                   | <b>371,976</b>             | <b>620,966</b>                       | <b>39,200</b>                  | <b>17,629</b>                  | <b>1,049,771</b>                                    |
| Excess (deficiency) of Revenue<br>over (under) Expenditures | 119,501                    | 78,065                               | -                              | -                              | 197,566   |
| <b>Net Change in Fund Balances</b>                          | <b>119,501</b>             | <b>78,065</b>                        | <b>-</b>                       | <b>-</b>                       | <b>197,566</b>                                      |
| Fund Balances Beginning of Year                             | 217,396                    | 1,479,181                            | -                              | -                              | 1,696,577   |
| <b>Fund Balances at End of Year</b>                         | <b>\$ 336,897</b>          | <b>\$ 1,557,246</b>                  | <b>\$ -</b>                    | <b>\$ -</b>                    | <b>\$ 1,894,143</b>                                 |

THIS PAGE LEFT INTENTIONALLY BLANK

**COLUMBUS METROPOLITAN LIBRARY**  
**Combining Schedule of Revenues, Expenditures and Changes**  
**in Account Balances - Budget (Non-GAAP) and Actual**  
**General Fund**  
**For the Year Ended December 31, 2009**

|   | <u>General Operating Account</u> |                     |                     | <b>Variance with<br/>Final Budget<br/>Positive<br/>(Negative)</b> |
|---|----------------------------------|---------------------|---------------------|---|
|   | <u>Budgeted Amounts</u>          |                     | <u>Actual</u>       |   |
|   | <u>Original</u>                  | <u>Final</u>        |                     |   |
| <b>REVENUES</b>   |                                  |                     |                     |   |
| Property Taxes  | \$ 15,707,910                    | \$ 16,376,176       | \$ 15,940,449       | \$ (435,727)  |
| Intergovernmental   | 28,435,090                       | 24,231,350          | 25,103,992          | 872,642   |
| Fines and Fees  | 2,200,000                        | 2,000,000           | 1,897,114           | (102,886)   |
| Charges for Services  | 760,000                          | 760,000             | 737,041             | (22,959)  |
| Investment Earnings   | 419,000                          | 350,000             | 286,385             | (63,615)  |
| Contributions and Donations                                 | -                                | 20,000              | 144                 | (19,856)  |
| Miscellaneous   | 350,000                          | 330,000             | 267,054             | (62,946)  |
| Total Revenues  | <u>47,872,000</u>                | <u>44,067,526</u>   | <u>44,232,179</u>   | <u>164,653</u>  |
| <b>EXPENDITURES</b>   |                                  |                     |                     |   |
| Current:  |                                  |                     |                     |   |
| Public Service:   |                                  |                     |                     |   |
| Salaries and Benefits                                       | 22,790,535                       | 22,721,157          | 21,209,838          | 1,511,319   |
| Supplies  | 365,332                          | 240,159             | 214,334             | 25,825  |
| Purchased and Contracted Services                           | 3,280,102                        | 3,014,426           | 2,951,012           | 63,414  |
| Library Materials   | 6,331,274                        | 5,177,098           | 4,995,988           | 181,110   |
| Administrative and Support:                                 |                                  |                     |                     |   |
| Salaries and Benefits                                       | 10,158,775                       | 8,339,087           | 9,240,399           | (901,312)   |
| Supplies  | 750,851                          | 719,298             | 563,918             | 155,380   |
| Purchased and Contracted Services                           | 4,882,897                        | 4,436,228           | 3,830,168           | 606,060   |
| Library Materials   | 60,090                           | 38,383              | 25,344              | 13,039  |
| Other   | 819,644                          | 819,644             | 789,014             | 30,630  |
| Equipment   | 182,500                          | 29,600              | 14,183              | 15,417  |
| Total Expenditures  | <u>49,622,000</u>                | <u>45,535,080</u>   | <u>43,834,198</u>   | <u>1,700,882</u>  |
| Excess (deficiency) of Revenue<br>over (under) Expenditures | <u>(1,750,000)</u>               | <u>(1,467,554)</u>  | <u>397,981</u>      | <u>1,865,535</u>  |
| Fund Balances at Beginning of Year                          | 3,670,260                        | 3,670,260           | 3,670,260           | -   |
| Funds Balance End of Year                                   | <u>\$ 1,920,260</u>              | <u>\$ 2,202,706</u> | <u>\$ 4,068,241</u> | <u>\$ 1,865,535</u>   |

**27th Pay Period Account**

|   | <b><u>Budgeted Amounts</u></b> |                     |                      | <b>Variance with</b> |
|---|--------------------------------|---------------------|----------------------|----------------------|
|   | <b><u>Original</u></b>         | <b><u>Final</u></b> | <b><u>Actual</u></b> | <b>Final Budget</b>  |
|   |                                |                     |                      | <b>Positive</b>      |
|   |                                |                     |                      | <b>(Negative)</b>    |
| <b>REVENUES</b>   |                                |                     |                      |                      |
| Property Taxes  | \$ -                           | \$ -                | \$ -                 | \$ -                 |
| Intergovernmental   | -                              | -                   | -                    | -                    |
| Fines and Fees  | -                              | -                   | -                    | -                    |
| Charges for Services  | -                              | -                   | -                    | -                    |
| Investment earnings   | -                              | -                   | -                    | -                    |
| Contributions and donations                                 | -                              | -                   | -                    | -                    |
| Miscellaneous   | -                              | -                   | -                    | -                    |
| Total Revenues  | -                              | -                   | -                    | -                    |
| <b>EXPENDITURES</b>   |                                |                     |                      |                      |
| Current:  |                                |                     |                      |                      |
| Public Service:   |                                |                     |                      |                      |
| Salaries and Benefits                                       | -                              | -                   | -                    | -                    |
| Supplies  | -                              | -                   | -                    | -                    |
| Purchased and Contracted Services                           | -                              | -                   | -                    | -                    |
| Library Materials   | -                              | -                   | -                    | -                    |
| Administrative and Support:                                 |                                |                     |                      |                      |
| Salaries and Benefits                                       | -                              | -                   | -                    | -                    |
| Supplies  | -                              | -                   | -                    | -                    |
| Purchased and Contracted Services                           | -                              | -                   | -                    | -                    |
| Library Materials   | -                              | -                   | -                    | -                    |
| Other   | -                              | -                   | -                    | -                    |
| Capital Outlay:   | -                              | -                   | -                    | -                    |
| Total Expenditures  | -                              | -                   | -                    | -                    |
| Excess (deficiency) of Revenue<br>over (under) Expenditures | -                              | -                   | -                    | -                    |
| Fund Balances at Beginning of Year                          | 325                            | 325                 | 325                  | -                    |
| Funds Balance End of Year                                   | \$ 325                         | \$ 325              | \$ 325               | \$ -                 |

(Continued)



| <b><u>Combining General Fund Totals</u></b>                 |                                |                     |                      |  |
|---|--------------------------------|---------------------|----------------------|--|
|   | <b><u>Budgeted Amounts</u></b> |                     |                      | <b>Variance with</b>   |
|   | <b><u>Original</u></b>         | <b><u>Final</u></b> | <b><u>Actual</u></b> | <b><u>Final Budget</u></b><br><b>Positive</b><br><b>(Negative)</b> |
| <b>REVENUES</b>   |                                |                     |                      |  |
| Property Taxes  | \$ 15,707,910                  | \$ 16,376,176       | \$ 15,940,449        | \$ (435,727)   |
| Intergovernmental   | 28,435,090                     | 24,231,350          | 25,103,992           | 872,642  |
| Fines and Fees  | 2,200,000                      | 2,000,000           | 1,897,114            | (102,886)  |
| Charges for Services  | 760,000                        | 760,000             | 737,041              | (22,959)   |
| Investment earnings   | 419,000                        | 350,000             | 286,385              | (63,615)   |
| Contributions and donations                                 | 0                              | 20,000              | 144                  | (19,856)   |
| Miscellaneous   | 350,000                        | 330,000             | 267,054              | (62,946)   |
| Total Revenues  | <u>47,872,000</u>              | <u>44,067,526</u>   | <u>44,232,179</u>    | <u>164,653</u>   |
| <b>EXPENDITURES</b>   |                                |                     |                      |  |
| Current:  |                                |                     |                      |  |
| Public Service:   |                                |                     |                      |  |
| Salaries and Benefits                                       | 22,790,535                     | 22,721,157          | 21,209,838           | 1,511,319  |
| Supplies  | 365,332                        | 240,159             | 214,334              | 25,825   |
| Purchased and Contracted Services                           | 3,280,102                      | 3,014,426           | 2,951,012            | 63,414   |
| Library Materials   | 6,331,274                      | 5,177,098           | 4,995,988            | 181,110  |
| Administrative and Support:                                 |                                |                     |                      |  |
| Salaries and Benefits                                       | 10,158,775                     | 8,339,087           | 9,240,399            | (901,312)  |
| Supplies  | 750,851                        | 719,298             | 563,918              | 155,380  |
| Purchased and Contracted Services                           | 4,882,897                      | 4,436,228           | 3,830,168            | 606,060  |
| Library Materials   | 60,090                         | 38,383              | 25,344               | 13,039   |
| Other   | 819,644                        | 819,644             | 789,014              | 30,630   |
| Capital Outlay:   | 182,500                        | 29,600              | 14,183               | 15,417   |
| Total Expenditures  | <u>49,622,000</u>              | <u>45,535,080</u>   | <u>43,834,198</u>    | <u>1,700,882</u>   |
| Excess (deficiency) of Revenue<br>over (under) Expenditures | <u>(1,750,000)</u>             | <u>(1,467,554)</u>  | <u>397,981</u>       | <u>1,865,535</u>   |
| Fund Balances at Beginning of Year                          | <u>4,638,060</u>               | <u>4,638,060</u>    | <u>4,638,060</u>     | <u>-</u>   |
| Funds Balance End of Year                                   | <u>\$ 2,888,060</u>            | <u>\$ 3,170,506</u> | <u>\$ 5,036,041</u>  | <u>\$ 1,865,535</u>  |

**COLUMBUS METROPOLITAN LIBRARY**  
**Schedule of Revenues, Expenditures and Changes**  
**in Fund Balances - Budget (Non-GAAP) and Actual**  
**Restricted - Special Revenue Fund**  
**For the Year Ended December 31, 2009**

|  | <u>Budgeted Amounts</u> |                |                   | <b>Variance with</b> |
|--|-------------------------|----------------|-------------------|----------------------|
|  | <u>Original</u>         | <u>Final</u>   | <u>Actual</u>     | <b>Final Budget</b>  |
|  |                         |                |                   | <b>Positive</b>      |
|  |                         |                |                   | <b>(Negative)</b>    |
| <b>REVENUES</b>  |                         |                |                   |                      |
| Contributions and Donations                                  | \$ 300,000              | \$ 515,000     | \$ 513,977        | \$ (1,023)           |
| Total Revenues   | <u>300,000</u>          | <u>515,000</u> | <u>513,977</u>    | <u>(1,023)</u>       |
| <b>EXPENDITURES</b>  |                         |                |                   |                      |
| Current:   |                         |                |                   |                      |
| Public Service:  |                         |                |                   |                      |
| Salaries & Benefits  | -                       | 48,640         | 18,515            | 30,125               |
| Supplies   | 127,012                 | 263,140        | 215,926           | 47,214               |
| Purchased and Contracted Services                            | 1,600                   | 32,990         | 26,364            | 6,626                |
| Library Materials  | 4,100                   | 102,847        | 88,013            | 14,834               |
| Other  | 353,019                 | 215,114        | -                 | 215,114              |
| Equipment  | -                       | 38,000         | 24,859            | 13,141               |
| Total Expenditures   | <u>485,731</u>          | <u>700,731</u> | <u>373,677</u>    | <u>327,054</u>       |
| Excess (deficiency) of Revenues<br>over (under) Expenditures | (185,731)               | (185,731)      | 140,300           | 326,031              |
| Fund Balance at Beginning of Year                            | 185,732                 | 185,732        | 185,732           | -                    |
| Fund Balance End of Year                                     | <u>\$ 1</u>             | <u>\$ 1</u>    | <u>\$ 326,032</u> | <u>\$ 326,031</u>    |

**COLUMBUS METROPOLITAN LIBRARY**  
**Schedule of Revenues, Expenditures and Changes**  
**in Fund Balances - Budget (Non-GAAP) and Actual**  
**Land Development - Special Revenue Fund**  
**For the Year Ended December 31, 2009**

|                                      | <u>Budgeted Amounts</u> |                     |                     | <b>Variance with<br/>Final Budget<br/>Positive<br/>(Negative)</b> |
|--------------------------------------|-------------------------|---------------------|---------------------|---|
|                                      | <u>Original</u>         | <u>Final</u>        | <u>Actual</u>       |   |
| <b>REVENUES</b>                      |                         |                     |                     |   |
| Charges for Services                 | \$ 628,534              | \$ 628,534          | \$ 701,978          | \$ 73,444   |
| Investment Earnings                  | 28,000                  | 28,000              | 27,986              | (14)  |
| Miscellaneous                        | 20,600                  | 20,600              | 17,239              | (3,361)   |
| Total Revenues                       | <u>677,134</u>          | <u>677,134</u>      | <u>747,203</u>      | <u>70,069</u>   |
| <b>EXPENDITURES</b>                  |                         |                     |                     |   |
| Current:                             |                         |                     |                     |   |
| Administrative and Support:          |                         |                     |                     |   |
| Supplies                             | 38,700                  | 38,700              | 37,538              | 1,162   |
| Purchased and Contracted Services    | 616,396                 | 616,396             | 563,394             | 53,002  |
| Total Expenditures                   | <u>655,096</u>          | <u>655,096</u>      | <u>600,932</u>      | <u>54,164</u>   |
| Excess of Revenues Over Expenditures | 22,038                  | 22,038              | 146,271             | 124,233   |
| Fund Balance at Beginning of Year    | <u>1,384,424</u>        | <u>1,384,424</u>    | <u>1,384,424</u>    | -   |
| Fund Balance End of Year             | <u>\$ 1,406,462</u>     | <u>\$ 1,406,462</u> | <u>\$ 1,530,695</u> | <u>\$ 124,233</u>   |



**COLUMBUS METROPOLITAN LIBRARY**  
**Schedule of Revenues, Expenditures and Changes**  
**in Fund Balances - Budget (Non-GAAP) and Actual**  
**LSTA Grant - Special Revenue Fund**  
**For the Year Ended December 31, 2009**

|                                      | <u>Budgeted Amounts</u> |               | <u>Actual</u> | <u>Variance with<br/>Final Budget<br/>Positive<br/>(Negative)</u> |
|--------------------------------------|-------------------------|---------------|---------------|---|
|                                      | <u>Original</u>         | <u>Final</u>  |               |   |
| <b>REVENUES</b>                      |                         |               |               |   |
| Intergovernmental                    | \$ 55,700               | \$ 55,700     | \$ 39,200     | \$ (16,500)   |
| Total Revenues                       | <u>55,700</u>           | <u>55,700</u> | <u>39,200</u> | <u>(16,500)</u>   |
| <b>EXPENDITURES</b>                  |                         |               |               |   |
| Current:                             |                         |               |               |   |
| Capital Outlay                       | 55,700                  | 55,700        | 39,200        | 16,500  |
| Total Expenditures                   | <u>55,700</u>           | <u>55,700</u> | <u>39,200</u> | <u>16,500</u>   |
| Excess of Revenues over Expenditures | -                       | -             | -             | -   |
| Fund Balance at Beginning of Year    | -                       | -             | -             | -   |
| Fund Balance End of Year             | <u>\$ -</u>             | <u>\$ -</u>   | <u>\$ -</u>   | <u>\$ -</u>   |

**COLUMBUS METROPOLITAN LIBRARY**  
**Schedule of Revenues, Expenditures and Changes**  
**in Fund Balances - Budget (Non-GAAP) and Actual**  
**FEMA Grant - Special Revenue Fund**  
**For the Year Ended December 31, 2009**

|                                      | <u>Budgeted Amounts</u> |               |               | <b>Variance with<br/>Final Budget<br/>Positive<br/>(Negative)</b> |
|--------------------------------------|-------------------------|---------------|---------------|---|
|                                      | <u>Original</u>         | <u>Final</u>  | <u>Actual</u> |   |
| <b>REVENUES</b>                      |                         |               |               |   |
| Intergovernmental                    | \$ 17,629               | \$ 17,629     | \$ 17,629     | \$ -  |
| Total Revenues                       | <u>17,629</u>           | <u>17,629</u> | <u>17,629</u> | <u>-</u>  |
| <b>EXPENDITURES</b>                  |                         |               |               |   |
| Current:                             |                         |               |               |   |
| Administrative and Support:          |                         |               |               |   |
| Supplies                             | -                       | -             | 1,560         | (1,560)   |
| Purchased and Contracted Services    | -                       | -             | 16,069        | (16,069)  |
| Other                                | 17,629                  | 17,629        | -             | 17,629  |
| Total Expenditures                   | <u>17,629</u>           | <u>17,629</u> | <u>17,629</u> | <u>-</u>  |
| Excess of Revenues over Expenditures | -                       | -             | -             | -   |
| Fund Balance at Beginning of Year    | -                       | -             | -             | -   |
| Fund Balance End of Year             | <u>\$ -</u>             | <u>\$ -</u>   | <u>\$ -</u>   | <u>\$ -</u>   |

**COLUMBUS METROPOLITAN LIBRARY**  
**Schedule of Revenues, Expenditures and Changes**  
**in Fund Balances - Budget (Non-GAAP) and Actual**  
**Permanent Fund**  
**For the Year Ended December 31, 2009**

|   | <u>Budgeted Amounts</u> |              | <u>Actual</u> | <u>Variance with<br/>Final Budget<br/>Positive<br/>(Negative)</u> |
|---|-------------------------|--------------|---------------|---|
|   | <u>Original</u>         | <u>Final</u> |               |   |
| <b>REVENUES</b>                           |                         |              |               |   |
| Investment Earnings                       | \$ 400                  | \$ 400       | \$ 149        | \$ (251)  |
| Total Revenues                            | 400                     | 400          | 149           | (251)   |
| <b>EXPENDITURES</b>                       |                         |              |               |   |
| Current:                                  |                         |              |               |   |
| Public Service:                           |                         |              |               |   |
| Library Materials                         | 8,955                   | 8,955        | 8,705         | 250   |
| Administrative and Support:               |                         |              |               |   |
| Other                                     | 400                     | 400          | -             | 400   |
| Total Expenditures                        | 9,355                   | 9,355        | 8,705         | 650   |
| Deficiency of Revenues under Expenditures | (8,955)                 | (8,955)      | (8,556)       | 399   |
| Fund Balance at Beginning of Year         | 8,956                   | 8,956        | 8,956         | -   |
| Fund Balance End of Year                  | \$ 1                    | \$ 1         | \$ 400        | \$ -  |

THIS PAGE LEFT INTENTIONALLY BLANK

STATISTICAL SECTION

**STATISTICAL SECTION**

---

This section of the Columbus Metropolitan Library's Comprehensive Annual Financial Report (CAFR) presents current and historical information as a context for understanding the financial statements, note disclosures, and required information.

|  | <u>Pages</u> |
|--|--------------|
| <b>Financial Trends</b> .....  | 66-69        |
| These schedules summarize financial information to assist the reader in analyzing and understanding how the Library's financial performance and condition changed over time. |              |
| <b>Revenue Capacity</b> .....  | 70-76        |
| These schedules contain information to assist the reader in evaluating factors affecting the Library's ability to generate property tax revenue.                             |              |
| <b>Debt Capacity</b> .....   | N/A          |
| Currently, the Library has no debt. Therefore, these schedules are not required.   |              |
| <b>Economic and Demographic Information</b> .....  | 77-78        |
| These schedules offer economic and demographic indicators to assist the reader in understanding environmental factors that influence the Library's financial activities.     |              |
| <b>Operating Information</b> .....   | 79-82        |
| These schedules assist the reader in measuring the Library's financial performance as it relates to various operational statistics.  |              |

---

**Sources:** Unless otherwise noted, the information in these schedules is derived from the Comprehensive Annual Financial Reports for the relevant year. In fiscal year 2003, the Library implemented Governmental Accounting Standards Board Statement No. 34 (GASB 34). Schedules presenting government-wide information commenced with that year.

**Columbus Metropolitan Library**  
**Net Assets by Component,**  
**Last Seven Fiscal Years**  
*(accrual basis of accounting)*

|   | <b>Fiscal Year</b>   |                      |                       |                       |                      |                      |                      |
|---|----------------------|----------------------|-----------------------|-----------------------|----------------------|----------------------|----------------------|
|   | <u>2003</u>          | <u>2004</u>          | <u>2005</u>           | <u>2006</u>           | <u>2007</u>          | <u>2008</u>          | <u>2009</u>          |
| <b>Governmental activities</b>                  |                      |                      |                       |                       |                      |                      |                      |
| Invested in Capital Assets, net of related debt | \$ 76,488,699        | \$ 77,538,653        | \$ 76,346,337         | \$ 71,928,282         | \$ 70,477,531        | \$ 69,437,656        | \$ 68,643,901        |
| Restricted                                      | 9,588,057            | 10,931,502           | 13,663,182            | 13,365,169            | 11,011,649           | 9,180,837            | 7,729,262            |
| Unrestricted                                    | 9,410,729            | 9,057,840            | 21,822,333            | 23,030,705            | 12,714,129           | 11,259,145           | 7,265,132            |
| <b>Total primary government net assets</b>      | <u>\$ 95,487,485</u> | <u>\$ 97,527,995</u> | <u>\$ 111,831,852</u> | <u>\$ 108,324,156</u> | <u>\$ 94,203,309</u> | <u>\$ 89,877,638</u> | <u>\$ 83,638,295</u> |

**Note:** The Library began to report accrual information when it implemented GASB Statement 34 in 2003

**Columbus Metropolitan Library**  
**Changes in Net Assets,**  
**Last Seven Fiscal Years**  
*(accrual basis of accounting)*

|   | <b>Fiscal Year</b>     |                        |                        |                        |                        |                        |                        |
|---|------------------------|------------------------|------------------------|------------------------|------------------------|------------------------|------------------------|
|   | <u>2003</u>            | <u>2004</u>            | <u>2005</u>            | <u>2006</u>            | <u>2007</u>            | <u>2008</u>            | <u>2009</u>            |
| <b>Expenses</b>   |                        |                        |                        |                        |                        |                        |                        |
| Governmental activities:                                |                        |                        |                        |                        |                        |                        |                        |
| Public Service  | \$ 31,863,473          | \$ 32,481,244          | \$ 32,512,093          | \$ 33,456,423          | \$ 34,198,334          | \$ 34,999,765          | \$ 33,105,824          |
| Administrative and Support                              | 17,016,864             | 16,200,886             | 16,768,918             | 17,956,008             | 19,428,007             | 20,324,972             | 18,339,648             |
| Total primary government expenses                       | <u>\$ 48,880,337</u>   | <u>\$ 48,682,130</u>   | <u>\$ 49,281,011</u>   | <u>\$ 51,412,431</u>   | <u>\$ 53,626,341</u>   | <u>\$ 55,324,737</u>   | <u>\$ 51,445,472</u>   |
| <b>Program Revenues</b>                                 |                        |                        |                        |                        |                        |                        |                        |
| Governmental activities:                                |                        |                        |                        |                        |                        |                        |                        |
| Charges for Services                                    |                        |                        |                        |                        |                        |                        |                        |
| Public Service  | \$ 3,013,381           | \$ 2,490,354           | \$ 2,517,277           | \$ 2,150,708           | \$ 2,418,348           | \$ 2,264,448           | \$ 2,201,915           |
| Administrative and Support                              | 702,286                | 991,232                | 1,247,755              | 1,468,269              | 1,618,728              | 1,418,800              | 1,355,577              |
| Operating grants and contributions                      | 858,135                | 504,607                | 105,987                | 209,120                | 130,556                | 294,952                | 583,625                |
| Capital grants and contributions                        | 130,594                | 63,000                 | -                      | -                      | -                      | -                      | 64,059                 |
| Total primary government program revenues               | <u>\$ 4,704,396</u>    | <u>\$ 4,049,193</u>    | <u>\$ 3,871,019</u>    | <u>\$ 3,828,097</u>    | <u>\$ 4,167,632</u>    | <u>\$ 3,978,200</u>    | <u>\$ 4,205,176</u>    |
| <b>Net (Expense) Revenue</b>                            |                        |                        |                        |                        |                        |                        |                        |
| Total primary government net expense                    | <u>\$ (44,175,941)</u> | <u>\$ (44,632,937)</u> | <u>\$ (45,409,992)</u> | <u>\$ (47,584,334)</u> | <u>\$ (49,458,709)</u> | <u>\$ (51,346,537)</u> | <u>\$ (47,240,296)</u> |
| <b>General Revenues and Other Changes in Net Assets</b> |                        |                        |                        |                        |                        |                        |                        |
| Governmental activities:                                |                        |                        |                        |                        |                        |                        |                        |
| Property taxes  | \$ 18,463,751          | \$ 18,502,301          | \$ 20,243,252          | \$ 18,096,282          | \$ 18,233,344          | \$ 17,530,349          | \$ 15,808,287          |
| Intergovernmental, unrestricted                         | 26,478,734             | 26,528,795             | 38,571,919             | 27,358,159             | 16,019,512             | 28,487,444             | 24,799,451             |
| Unrestricted Investment Earnings                        | 293,723                | 289,987                | 766,584                | 1,404,862              | 1,495,748              | 1,089,794              | 260,402                |
| Total primary government                                | <u>\$ 45,236,208</u>   | <u>\$ 45,321,083</u>   | <u>\$ 59,581,755</u>   | <u>\$ 46,859,303</u>   | <u>\$ 35,748,604</u>   | <u>\$ 47,107,587</u>   | <u>\$ 40,868,140</u>   |
| <b>Changes in Net Assets</b>                            |                        |                        |                        |                        |                        |                        |                        |
| Total primary government                                | <u>\$ 1,060,267</u>    | <u>\$ 688,146</u>      | <u>\$ 14,171,763</u>   | <u>\$ (725,031)</u>    | <u>\$ (13,710,105)</u> | <u>\$ (4,238,950)</u>  | <u>\$ (6,372,156)</u>  |

**Notes:** The Library began to report accrual information when it implemented GASB Statement 34 in 2003.



**Columbus Metropolitan Library  
Fund Balances, Governmental Funds,  
Last Ten Fiscal Years**  
*(modified accrual basis of accounting)*

|                                    | <b>Fiscal Year</b>   |                      |                      |                      |                      |                      |                      |                      |                      |                      |
|------------------------------------|----------------------|----------------------|----------------------|----------------------|----------------------|----------------------|----------------------|----------------------|----------------------|----------------------|
|                                    | <u>2000</u>          | <u>2001</u>          | <u>2002</u>          | <u>2003</u>          | <u>2004</u>          | <u>2005</u>          | <u>2006</u>          | <u>2007</u>          | <u>2008</u>          | <u>2009</u>          |
| General Fund                       |                      |                      |                      |                      |                      |                      |                      |                      |                      |                      |
| Reserved                           | \$ 2,904,460         | \$ 2,964,839         | \$ 2,407,513         | \$ 2,378,884         | \$ 2,481,749         | \$ 2,700,933         | \$ 2,043,617         | \$ 2,373,149         | \$ 2,224,307         | \$ 1,029,204         |
| Unreserved                         | 3,329,160            | 5,820,642            | 10,476,615           | 8,011,240            | 7,799,574            | 8,192,614            | 14,221,722           | 8,881,711            | 6,089,229            | 6,475,532            |
| Total general fund                 | <u>\$ 6,233,620</u>  | <u>\$ 8,785,481</u>  | <u>\$ 12,884,128</u> | <u>\$ 10,390,124</u> | <u>\$ 10,281,323</u> | <u>\$ 10,893,547</u> | <u>\$ 16,265,339</u> | <u>\$ 11,254,860</u> | <u>\$ 8,313,536</u>  | <u>\$ 7,504,736</u>  |
| All Other Governmental Funds       |                      |                      |                      |                      |                      |                      |                      |                      |                      |                      |
| Reserved                           | \$ 183,945           | \$ 6,121,706         | \$ 2,920,075         | \$ 1,244,097         | \$ 1,306,002         | \$ 1,566,655         | \$ 1,128,643         | \$ 285,254           | \$ 1,547,609         | \$ 526,397           |
| Unreserved reported in:            |                      |                      |                      |                      |                      |                      |                      |                      |                      |                      |
| Special revenue fund               | 1,184,297            | 1,527,847            | 1,600,938            | 1,808,492            | 1,793,711            | 1,347,298            | 1,569,790            | 1,487,467            | 1,670,468            | 1,873,844            |
| Capital projects fund              | 16,332,243           | 11,917,997           | 6,515,306            | 7,448,295            | 7,804,484            | 8,613,615            | 9,282,602            | 8,645,802            | 5,571,885            | 4,386,977            |
| Permanent fund                     | -                    | -                    | -                    | 8,304                | 8,364                | 10,525               | 14,694               | 12,234               | 4,796                | 406                  |
| Total all other governmental Funds | <u>\$ 23,934,105</u> | <u>\$ 28,353,031</u> | <u>\$ 23,920,447</u> | <u>\$ 20,899,312</u> | <u>\$ 21,193,884</u> | <u>\$ 22,431,640</u> | <u>\$ 28,261,068</u> | <u>\$ 21,685,617</u> | <u>\$ 17,108,294</u> | <u>\$ 14,292,360</u> |

**Note:** The Library implemented GASB Statement 34 in 2003. Therefore, financial data related to Schedule 4 for fiscal years 2002 and prior have not been restated to include Internal Service Fund, Trust and Agency Fund and the Expendable Fund.

**Columbus Metropolitan Library**  
**Changes in Fund Balances, Governmental Funds,**  
**Last Ten Fiscal Years**  
*(modified accrual basis of accounting)*

|   | Fiscal Year         |                     |                       |                       |                   |                     |                     |                       |                       |                       |
|---|---------------------|---------------------|-----------------------|-----------------------|-------------------|---------------------|---------------------|-----------------------|-----------------------|-----------------------|
|   | <u>2000</u>         | <u>2001</u>         | <u>2002</u>           | <u>2003</u>           | <u>2004</u>       | <u>2005</u>         | <u>2006</u>         | <u>2007</u>           | <u>2008</u>           | <u>2009</u>           |
| <b>Revenues</b>   |                     |                     |                       |                       |                   |                     |                     |                       |                       |                       |
| Property Taxes  | \$ 19,401,783       | \$ 19,665,370       | \$ 20,427,733         | \$ 18,463,751         | \$ 18,502,301     | \$ 18,378,399       | \$ 18,566,700       | \$ 18,307,983         | \$ 16,515,427         | \$ 15,976,544         |
| Intergovernmental                                       | 26,612,381          | 26,909,882          | 24,845,572            | 26,486,233            | 26,573,796        | 26,987,656          | 32,557,054          | 22,536,974            | 28,487,444            | 24,856,280            |
| Fines and Fees  | 1,924,045           | 2,085,581           | 2,201,380             | 1,875,357             | 1,857,329         | 1,918,291           | 1,866,936           | 1,945,475             | 2,041,208             | 1,864,263             |
| Investment Earnings                                     | 1,635,419           | 1,351,384           | 611,715               | 285,907               | 274,599           | 716,174             | 1,292,009           | 1,350,592             | 806,956               | 733,130               |
| Charges for Services                                    | 1,501,421           | 1,559,283           | 1,575,048             | 1,305,124             | 1,357,039         | 1,328,725           | 1,425,250           | 1,486,019             | 1,549,539             | 873,260               |
| Contributions and Donations                             | 120,400             | 291,157             | 202,646               | 955,636               | 271,667           | 105,987             | 209,120             | 130,556               | 296,196               | 590,855               |
| Miscellaneous   | 161,675             | 486,496             | 152,081               | 591,984               | 504,528           | 534,148             | 322,795             | 601,492               | 221,996               | 282,552               |
| <b>Total revenues</b>                                   | <b>51,357,124</b>   | <b>52,349,153</b>   | <b>50,016,175</b>     | <b>49,963,992</b>     | <b>49,341,259</b> | <b>49,969,380</b>   | <b>56,239,864</b>   | <b>46,359,091</b>     | <b>49,918,766</b>     | <b>45,176,884</b>     |
| <b>Expenditures</b>                                     |                     |                     |                       |                       |                   |                     |                     |                       |                       |                       |
| Public Service  | 24,734,509          | 27,038,038          | 27,578,545            | 30,457,034            | 30,703,177        | 31,941,341          | 32,335,004          | 33,012,423            | 33,385,801            | 31,053,545            |
| Administrative  | 16,371,241          | 17,287,713          | 18,594,176            | 15,477,281            | 15,321,179        | 14,587,253          | 15,825,673          | 17,405,684            | 18,882,474            | 15,703,784            |
| Capital Outlay  | 3,360,156           | 3,597,230           | 10,128,668            | 6,843,228             | 3,022,331         | 2,203,030           | 2,249,759           | 2,516,435             | 2,141,093             | 1,368,302             |
| Debt Service  |                     |                     |                       |                       |                   |                     |                     |                       |                       |                       |
| Principal   | 2,885,000           | -                   | -                     | -                     | -                 | -                   | -                   | -                     | -                     | -                     |
| Interest  | 123,889             | -                   | -                     | -                     | -                 | -                   | -                   | -                     | -                     | -                     |
| <b>Total expenditures</b>                               | <b>47,474,795</b>   | <b>47,922,981</b>   | <b>56,301,389</b>     | <b>52,777,543</b>     | <b>49,046,687</b> | <b>48,731,624</b>   | <b>50,410,436</b>   | <b>52,934,542</b>     | <b>54,409,368</b>     | <b>48,125,631</b>     |
| Excess of revenues over (under) expenditures            | 3,882,329           | 4,426,172           | (6,285,214)           | (2,813,551)           | 294,572           | 1,237,756           | 5,829,428           | (6,575,451)           | (4,490,602)           | (2,948,747)           |
| <b>Other Financing Sources (Uses)</b>                   |                     |                     |                       |                       |                   |                     |                     |                       |                       |                       |
| Transfers In  | 4,468,552           | 12,674,700          | 1,670,000             | 6,192,490             | 3,450,000         | 2,501,520           | 1,500,000           | 22,768                | 5,419,996             | -                     |
| Transfers Out   | (4,468,552)         | (12,674,700)        | (1,670,000)           | (6,192,490)           | (3,450,000)       | (2,501,520)         | (1,500,000)         | (22,768)              | (5,419,996)           | -                     |
| Proceeds from sale of property                          | 721,345             | 212,199             | -                     | -                     | -                 | -                   | -                   | -                     | -                     | -                     |
| Total other financing sources (uses)                    | 721,345             | 212,199             | -                     | -                     | -                 | -                   | -                   | -                     | -                     | -                     |
| <b>Net change in fund balances</b>                      | <b>\$ 4,603,674</b> | <b>\$ 4,638,371</b> | <b>\$ (6,285,214)</b> | <b>\$ (2,813,551)</b> | <b>\$ 294,572</b> | <b>\$ 1,237,756</b> | <b>\$ 5,829,428</b> | <b>\$ (6,575,451)</b> | <b>\$ (4,490,602)</b> | <b>\$ (2,948,747)</b> |
| Debt service as a percentage of noncapital expenditures | 6.82%               | 0.00%               | 0.00%                 | 0.00%                 | 0.00%             | 0.00%               | 0.00%               | 0.00%                 | 0.00%                 | 0.00%                 |

**Columbus Metropolitan Library  
Assessed and Estimated Actual Value of Taxable Property,  
Last Ten Fiscal Years  
(in thousands)**

| <b>Tax<br/>Year<sup>1</sup></b> | <b>Real Property</b>      |                                       | <b>Personal Property</b>  |                                       |
|---------------------------------|---------------------------|---------------------------------------|---------------------------|---------------------------------------|
|                                 | <b>Assessed<br/>Value</b> | <b>Estimated<br/>Actual<br/>Value</b> | <b>Assessed<br/>Value</b> | <b>Estimated<br/>Actual<br/>Value</b> |
| 2000                            | 12,038,975                | 34,397,071                            | 1,881,401                 | 7,525,604                             |
| 2001                            | 12,439,564                | 35,541,611                            | 1,908,473                 | 7,633,892                             |
| 2002                            | 12,877,239                | 36,792,111                            | 1,970,966                 | 7,883,864                             |
| 2003                            | 15,015,039                | 42,900,111                            | 1,642,488                 | 6,569,952                             |
| 2004                            | 15,432,104                | 44,091,726                            | 1,575,753                 | 6,303,012                             |
| 2005                            | 17,927,605                | 51,221,729                            | 1,154,863                 | 4,619,452                             |
| 2006                            | 18,455,997                | 52,731,420                            | 814,754                   | 3,259,016                             |
| 2007                            | 18,820,172                | 53,771,920                            | 466,184                   | 1,864,736                             |
| 2008                            | 19,197,804                | 54,850,869                            | 58,937                    | 589,370                               |
| 2009                            | 19,279,860                | 55,085,314                            | 29,468                    | 294,680                               |

Source: Franklin County Auditor

<sup>1</sup>Tax year ended December 31, yyyy represents the year taxes are collected. However, they are

<sup>2</sup> Rate per \$1,000 of assessed value

| <b>Public Utilities</b>   |                                       | <b>Total</b>              |                                       | <b>Total<br/>Direct<br/>Tax Rate<sup>2</sup></b> | <b>Assessed<br/>Value as a<br/>Percentage of<br/>Actual Value</b> |
|---------------------------|---------------------------------------|---------------------------|---------------------------------------|--|---|
| <b>Assessed<br/>Value</b> | <b>Estimated<br/>Actual<br/>Value</b> | <b>Assessed<br/>Value</b> | <b>Estimated<br/>Actual<br/>Value</b> |  |   |
| 712,261                   | 2,035,031                             | 14,632,637                | 43,957,706                            | 16.99  | 33.288  |
| 696,282                   | 1,989,377                             | 15,044,319                | 45,164,880                            | 16.99  | 33.310  |
| 581,963                   | 1,662,751                             | 15,430,168                | 46,338,726                            | 16.99  | 33.299  |
| 579,702                   | 1,656,291                             | 17,237,229                | 51,126,354                            | 16.99  | 33.715  |
| 608,039                   | 1,737,254                             | 17,615,896                | 52,131,992                            | 16.99  | 33.791  |
| 579,631                   | 1,656,089                             | 19,662,099                | 57,497,270                            | 17.79  | 34.197  |
| 549,787                   | 1,570,820                             | 19,820,538                | 57,561,256                            | 17.79  | 34.434  |
| 408,559                   | 1,167,311                             | 19,694,915                | 56,803,967                            | 17.79  | 34.672  |
| 422,371                   | 1,206,774                             | 19,679,112                | 56,647,013                            | 17.84  | 34.740  |
| 436,874                   | 1,248,211                             | 19,746,202                | 56,628,205                            | 17.84  | 34.870  |

applied the following year (e.g. taxes collected in 2007 are applied in 2008).

**Columbus Metropolitan Library  
Direct and Overlapping Property Tax Rates,  
Last Ten Fiscal Years**  
*(rate per \$1,000 of assessed value)*

|                   | Years               |                     |                     |                     |                     |                     |                     |                     |                     |                     |
|-------------------|---------------------|---------------------|---------------------|---------------------|---------------------|---------------------|---------------------|---------------------|---------------------|---------------------|
|                   | 1999<br>for<br>2000 | 2000<br>for<br>2001 | 2001<br>for<br>2002 | 2002<br>for<br>2003 | 2003<br>for<br>2004 | 2004<br>for<br>2005 | 2005<br>for<br>2006 | 2006<br>for<br>2007 | 2007<br>for<br>2008 | 2008<br>for<br>2009 |
| COUNTY -          |                     |                     |                     |                     |                     |                     |                     |                     |                     |                     |
| Franklin County   | \$16.99             | \$16.99             | \$16.99             | \$16.99             | \$16.99             | \$17.79             | \$17.79             | \$17.79             | \$17.84             | \$18.02             |
| SCHOOL DISTRICT:  |                     |                     |                     |                     |                     |                     |                     |                     |                     |                     |
| Canal Winchester  | \$55.91             | \$55.91             | \$62.80             | \$61.20             | \$61.05             | \$61.00             | \$61.25             | \$61.25             | \$61.25             | \$62.93             |
| Columbus          | 57.57               | 57.37               | 57.37               | 58.80               | 59.18               | 67.65               | 66.47               | 67.65               | 67.65               | 75.50               |
| Dublin            | 65.22               | 65.22               | 65.22               | 64.60               | 64.60               | 64.60               | 72.50               | 72.50               | 72.50               | 72.50               |
| Gahanna-Jefferson | 61.35               | 61.21               | 61.24               | 60.90               | 61.19               | 60.14               | 59.24               | 66.95               | 65.80               | 66.78               |
| Groveport-Madison | 55.40               | 55.05               | 54.50               | 53.78               | 53.88               | 53.36               | 52.60               | 52.75               | 52.81               | 52.81               |
| Hamilton          | 47.09               | 54.10               | 54.11               | 53.75               | 53.65               | 53.43               | 55.57               | 55.15               | 55.60               | 55.60               |
| Hilliard          | 59.71               | 65.61               | 65.61               | 64.44               | 64.44               | 74.40               | 73.14               | 75.89               | 75.89               | 82.79               |
| Licking Heights   | 39.60               | 48.50               | 48.10               | 47.53               | 47.52               | 47.52               | 48.50               | 48.52               | 47.07               | 47.00               |
| Reynoldsburg      | 55.49               | 55.39               | 55.28               | 58.20               | 58.21               | 59.63               | 59.30               | 59.30               | 59.10               | 65.70               |
| Upper Arlington   | 83.95               | 83.32               | 89.52               | 89.15               | 89.11               | 96.24               | 95.88               | 95.88               | 95.88               | 102.08              |
| Whitehall         | 65.49               | 65.52               | 65.49               | 65.40               | 65.40               | 65.40               | 65.33               | 65.45               | 65.45               | 72.42               |

(Continued)

**Columbus Metropolitan Library  
Direct and Overlapping Property Tax Rates,  
Last Ten Fiscal Years**  
*(rate per \$1,000 of assessed value)*

|  | <b>Years</b>                 |                              |                              |                              |                              |                              |                              |                              |                              |                              |
|--|------------------------------|------------------------------|------------------------------|------------------------------|------------------------------|------------------------------|------------------------------|------------------------------|------------------------------|------------------------------|
|  | <b>1999<br/>for<br/>2000</b> | <b>2000<br/>for<br/>2001</b> | <b>2001<br/>for<br/>2002</b> | <b>2002<br/>for<br/>2003</b> | <b>2003<br/>for<br/>2004</b> | <b>2004<br/>for<br/>2005</b> | <b>2005<br/>for<br/>2006</b> | <b>2006<br/>for<br/>2007</b> | <b>2007<br/>for<br/>2008</b> | <b>2008<br/>for<br/>2009</b> |
| <b>JOINT VOCATIONAL SCHOOL DISTRICT:</b> |                              |                              |                              |                              |                              |                              |                              |                              |                              |                              |
| Central Ohio                             | \$1.60                       | \$1.10                       | \$1.10                       | \$0.50                       | \$0.50                       | \$0.50                       | \$0.50                       | \$1.30                       | \$1.30                       | \$1.30                       |
| Eastland                                 | 2.00                         | 2.00                         | 2.00                         | 2.00                         | 2.00                         | 2.00                         | 2.00                         | 2.00                         | 2.00                         | 2.00                         |
| Licking County                           | 2.00                         | 2.00                         | 2.00                         | 3.00                         | 2.80                         | 3.00                         | 3.00                         | 3.00                         | 3.00                         | 2.50                         |
| <b>MUNICIPAL CORPORATIONS:</b>           |                              |                              |                              |                              |                              |                              |                              |                              |                              |                              |
| Brice                                    | \$3.20                       | \$3.20                       | \$3.20                       | \$3.20                       | \$3.20                       | \$3.20                       | \$3.20                       | \$3.20                       | \$3.20                       | \$3.20                       |
| Canal Winchester                         | 2.00                         | 2.00                         | 2.00                         | 2.00                         | 2.00                         | 2.00                         | 2.00                         | 2.00                         | 2.00                         | 2.00                         |
| Columbus                                 | 3.14                         | 3.14                         | 3.14                         | 3.14                         | 3.14                         | 3.14                         | 3.14                         | 3.14                         | 3.14                         | 3.14                         |
| Dublin                                   | 2.97                         | 2.97                         | 2.97                         | 2.97                         | 2.96                         | 2.96                         | 2.95                         | 2.95                         | 2.95                         | 2.95                         |
| Gahanna                                  | 2.40                         | 2.40                         | 2.40                         | 2.40                         | 2.40                         | 2.40                         | 2.40                         | 2.40                         | 2.40                         | 2.40                         |
| Groveport                                | 1.40                         | 1.40                         | 1.40                         | 1.40                         | 1.40                         | 1.40                         | 1.40                         | 1.40                         | 1.40                         | 1.40                         |
| Hilliard                                 | 1.60                         | 1.60                         | 1.60                         | 1.60                         | 1.60                         | 1.60                         | 1.60                         | 1.60                         | 1.60                         | 1.60                         |
| Lockbourne                               | 2.50                         | 2.50                         | 2.50                         | 2.50                         | 2.50                         | 2.50                         | 2.50                         | 2.50                         | 2.50                         | 2.50                         |
| New Albany                               | 1.57                         | 1.23                         | 1.72                         | 1.73                         | 1.94                         | 1.94                         | 1.94                         | 1.94                         | 1.94                         | 1.94                         |
| Obetz                                    | 1.70                         | 1.70                         | 1.70                         | 1.70                         | 1.70                         | 1.70                         | 1.70                         | 1.70                         | 1.70                         | 1.70                         |
| Reynoldsburg                             | 0.76                         | 0.76                         | 0.70                         | 0.70                         | 0.70                         | 0.70                         | 0.70                         | 0.70                         | 0.70                         | 0.70                         |
| Valleyview                               | 24.53                        | 24.53                        | 24.53                        | 24.53                        | 24.53                        | 24.53                        | 24.53                        | 22.53                        | 22.53                        | 22.53                        |
| Whitehall                                | 1.50                         | 1.50                         | 1.50                         | 1.50                         | 1.50                         | 1.50                         | 1.50                         | 1.50                         | 1.50                         | 1.50                         |
| Lithopolis                               | 5.90                         | 5.90                         | 5.90                         | 5.90                         | 5.90                         | 5.90                         | 5.90                         | 5.90                         | 5.90                         | 5.90                         |

(Continued)

**Columbus Metropolitan Library  
Direct and Overlapping Property Tax Rates,  
Last Ten Fiscal Years**  
*(rate per \$1,000 of assessed value)*

|                                  | Years               |                     |                     |                     |                     |                     |                     |                     |                     |                     |
|----------------------------------|---------------------|---------------------|---------------------|---------------------|---------------------|---------------------|---------------------|---------------------|---------------------|---------------------|
|                                  | 1999<br>for<br>2000 | 2000<br>for<br>2001 | 2001<br>for<br>2002 | 2002<br>for<br>2003 | 2003<br>for<br>2004 | 2004<br>for<br>2005 | 2005<br>for<br>2006 | 2006<br>for<br>2007 | 2007<br>for<br>2008 | 2008<br>for<br>2009 |
| <b>TOWNSHIPS:</b>                |                     |                     |                     |                     |                     |                     |                     |                     |                     |                     |
| Blendon                          | \$22.41             | \$22.16             | \$22.00             | \$25.40             | \$25.07             | \$25.05             | \$25.02             | \$26.55             | \$26.51             | \$26.56             |
| Brown                            | 9.60                | 9.60                | 9.60                | 9.60                | 9.60                | 12.80               | 12.80               | 12.80               | 12.80               | 12.80               |
| Clinton                          | 25.64               | 25.64               | 25.64               | 25.64               | 25.64               | 25.64               | 31.14               | 31.14               | 31.14               | 29.74               |
| Franklin                         | 13.05               | 13.05               | 13.05               | 13.05               | 13.05               | 18.05               | 18.05               | 21.31               | 21.31               | 25.20               |
| Hamilton                         | 15.05               | 15.55               | 15.80               | 15.80               | 15.80               | 15.80               | 15.80               | 15.80               | 15.80               | 15.80               |
| Jefferson                        | 10.59               | 10.53               | 10.50               | 10.37               | 10.37               | 10.28               | 10.21               | 10.09               | 9.12                | 9.17                |
| Madison                          | 21.80               | 21.80               | 21.80               | 21.80               | 21.80               | 21.80               | 21.80               | 21.80               | 21.80               | 21.80               |
| Mifflin                          | 20.80               | 21.80               | 21.80               | 21.80               | 21.80               | 22.80               | 22.80               | 22.80               | 22.80               | 26.80               |
| Norwich                          | 18.80               | 18.80               | 18.80               | 21.60               | 21.60               | 21.60               | 21.60               | 21.60               | 21.60               | 21.60               |
| Perry                            | 23.80               | 20.50               | 23.80               | 23.80               | 20.40               | 18.40               | 18.40               | 21.20               | 21.20               | 17.67               |
| Plain                            | 10.72               | 13.58               | 13.52               | 13.43               | 13.12               | 13.37               | 13.27               | 13.15               | 12.85               | 15.35               |
| Prairie                          | 14.20               | 16.20               | 14.20               | 14.20               | 14.20               | 14.20               | 18.20               | 18.20               | 18.20               | 18.20               |
| Sharon                           | 19.10               | 19.08               | 19.00               | 23.50               | 23.50               | 23.50               | 23.50               | 23.50               | 23.50               | 23.50               |
| Truro                            | 12.65               | 12.65               | 12.65               | 16.65               | 16.65               | 16.65               | 16.65               | 16.65               | 16.65               | 16.65               |
| Washington                       | 20.01               | 20.00               | 20.00               | 20.00               | 20.00               | 19.99               | 19.99               | 19.95               | 14.47               | 14.48               |
| <b>OTHER ENTITIES:</b>           |                     |                     |                     |                     |                     |                     |                     |                     |                     |                     |
| Columbus Metropolitan<br>Library | \$2.20              | \$2.20              | \$2.20              | \$2.20              | \$2.20              | \$2.20              | \$2.20              | \$2.20              | \$2.20              | \$2.20              |
| Metropolitan Park<br>District    | 0.65                | 0.65                | 0.65                | 0.65                | 0.65                | 0.65                | 0.65                | 0.65                | 0.65                | 0.65                |

Source: Franklin County Auditor

**Columbus Metropolitan Library  
Principal Property Taxpayers,  
Current Year and Nine Years Ago**

| <u>Taxpayer</u>                       | <u>Fiscal Year 2009<sup>3</sup></u> |             |  | <u>Fiscal Year 2000<sup>4</sup></u> |             |  |
|---------------------------------------|-------------------------------------|-------------|--|-------------------------------------|-------------|--|
|                                       | <u>Assessed Value</u>               | <u>Rank</u> | <u>Percentage of Total City Taxable Assessed Value<sup>1</sup></u> | <u>Assessed Value</u>               | <u>Rank</u> | <u>Percentage of Total City Taxable Assessed Value<sup>2</sup></u> |
| Columbus Southern Power               | \$ 498,187,180                      | 1           | 1.81 %   | \$ 342,444,140                      | 1           | 2.28 %   |
| Nationwide Mutual Insurance Co.       | 71,764,960                          | 2           | 0.26   | 100,358,180                         | 4           | 0.67   |
| Distribution Land Corp.               | 70,122,890                          | 3           | 0.26   | 42,892,790                          | 9           | 0.29   |
| Columbia Gas of Ohio, Inc.            | 67,939,680                          | 4           | 0.25   | 122,360,790                         | 3           | 0.82   |
| OhioHealth Corp.                      | 62,094,680                          | 5           | 0.23   |                                     |             |  |
| Duke Realty                           | 54,968,440                          | 6           | 0.20   | 40,157,690                          | 10          | 0.27   |
| Huntington Center Associates          | 39,830,000                          | 7           | 0.15   | 48,698,179                          | 7           | 0.32   |
| American Electric Power Service Corp. | 26,330,730                          | 8           | 0.10   |                                     |             |  |
| New Albany Company                    | 21,816,520                          | 9           | 0.08   |                                     |             |  |
| Olentangy Commons                     | 20,405,030                          | 10          | 0.07   |                                     |             |  |
| Ohio Bell Telephone Co                |                                     |             |  | 137,958,900                         | 2           | 0.92   |
| New Par                               |                                     |             |  |                                     |             |  |
| Lucent Technologies Inc.              |                                     |             |  | 69,849,110                          | 5           | 0.47   |
| Abbott Laboratories                   |                                     |             |  |                                     |             |  |
| Capitol South Community               |                                     |             |  | 65,558,190                          | 6           | 0.44   |
| Techneglas Inc.                       |                                     |             |  | 45,674,400                          | 8           | 0.30   |
| Total                                 | <u>\$ 933,460,110</u>               |             | <u>3.40 %</u>  | <u>\$ 1,015,952,369</u>             |             | <u>6.77 %</u>  |

<sup>1</sup>The total assessed valuation for 2009 equals: \$27,463,405,070

<sup>2</sup>The total assessed valuation for 2000 equals: \$15,006,756,756

Source of Principal Property Taxpayer Listing:

<sup>3</sup>Franklin County Auditor

<sup>4</sup>Columbus Metropolitan Library's 2000 CAFR



**Columbus Metropolitan Library  
Property Tax Levies and Collections,  
Last Ten Fiscal Years**

| Fiscal Year<br>Ended<br>December 31, | Taxes Levied<br>for the<br>Fiscal Year | Collected within the<br>Fiscal Year of the Levy |                       | Collections<br>in Subsequent<br>Years | Total Collections to Date |                       |
|--------------------------------------|--|---|-----------------------|---------------------------------------|---------------------------|-----------------------|
|                                      |  | Amount  | Percentage<br>of Levy |                                       | Amount                    | Percentage<br>of Levy |
| 2000                                 | 19,358,825                             | 18,552,034                                      | 95.83                 | 681,859                               | 19,233,893                | 99.35                 |
| 2001                                 | 20,051,448                             | 19,080,748                                      | 95.16                 | 735,808                               | 19,816,556                | 98.83                 |
| 2002                                 | 20,342,296                             | 19,440,388                                      | 95.57                 | 949,406                               | 20,389,794                | 100.23                |
| 2003                                 | 20,295,199                             | 19,004,793                                      | 93.64                 | 1,002,198                             | 20,006,991                | 98.58                 |
| 2004                                 | 20,446,512                             | 18,976,377                                      | 92.81                 | 1,144,646                             | 20,121,023                | 98.41                 |
| 2005                                 | 20,895,559                             | 20,256,245                                      | 96.94                 | 834,776                               | 21,091,021                | 100.94                |
| 2006                                 | 20,533,480                             | 18,711,078                                      | 91.12                 | 943,001                               | 19,654,079                | 95.72                 |
| 2007                                 | 20,423,141                             | 18,272,720                                      | 89.47                 | 939,357                               | 19,212,077                | 94.07                 |
| 2008                                 | 19,816,075                             | 17,286,854                                      | 87.24                 | 860,646                               | 18,147,500                | 91.58                 |
| 2009                                 | 19,066,250                             | 17,650,285                                      | 92.57                 | 885,022                               | 18,535,307                | 97.22                 |

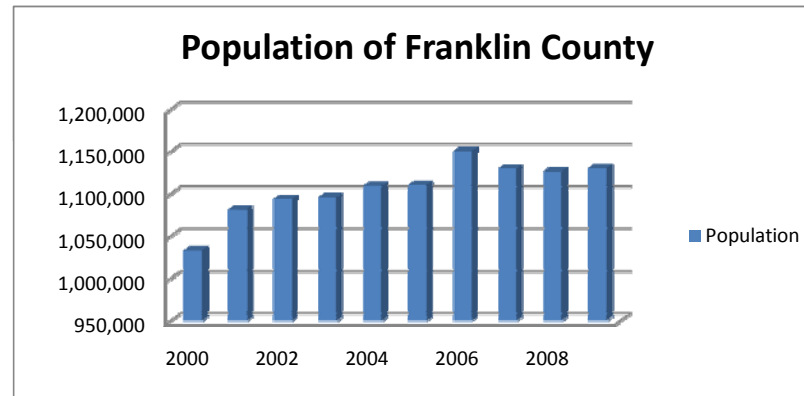
-76-

Source: Franklin County Auditor

**Columbus Metropolitan Library  
Demographic and Economic Statistics,  
Last Ten Calendar Years**

| Year | Population    | Personal<br>Income (1) | Per<br>Capita<br>Personal<br>Income (1) | Median<br>Age | K-12 School<br>Enrollment (2) | Unemployment<br>Rates |                  |                  |
|------|---------------|------------------------|---|---------------|-------------------------------|-----------------------|------------------|------------------|
|      |               |                        |   |               |                               | Franklin<br>County    | State of<br>Ohio | United<br>States |
| 2000 | 1,033,293 (4) | 31,616,000             | 31,527                                  | 33.7 (4)      | 193,618                       | 2.1 (3)               | 3.7 (3)          | 3.7 (3)          |
| 2001 | 1,081,784 (4) | 31,913,000             | 32,664                                  | 32.9 (4)      | 200,462                       | 3.1 (5)               | 4.8 (5)          | 5.8 (5)          |
| 2002 | 1,094,050 (1) | 32,955,000             | 33,144                                  | 32.9 (1)      | 203,724                       | 3.9 (5)               | 5.3 (5)          | 6.0 (5)          |
| 2003 | 1,096,230 (1) | 33,205,000             | 34,456                                  | 33.3 (1)      | 204,586                       | 4.0 (5)               | 6.0 (5)          | 5.7 (5)          |
| 2004 | 1,109,630 (1) | 34,043,000             | 35,199                                  | 33.4 (1)      | 203,149                       | 4.3 (5)               | 5.9 (5)          | 5.4 (5)          |
| 2005 | 1,110,830 (1) | 34,754,000             | 36,714                                  | 34.0 (1)      | 204,878                       | 4.8 (5)               | 5.5 (5)          | 4.6 (5)          |
| 2006 | 1,150,722 (4) | 35,526,000             | 39,395                                  | 38.8 (4)      | 207,204                       | 4.5 (6)               | 5.4 (6)          | 4.3 (6)          |
| 2007 | 1,130,253 (4) | 39,485,000             | 38,773                                  | 34.0 (4)      | 203,394                       | 4.7 (5)               | 5.6 (5)          | 4.6 (5)          |
| 2008 | 1,126,742 (4) | 40,331,000             | 40,009                                  | 34.0 (4)      | 200,001                       | 6.1 (5)               | 7.7 (5)          | 7.1 (5)          |
| 2009 | 1,130,782 (4) | 40,785,460             | 41,077                                  | 34.0 (4)      | 207,675                       | 8.2 (5)               | 10.2 (5)         | 9.3 (5)          |

-77-



Source: (1) State Profile. Ohio  
Woods & Poole Economics, Inc., Washington, D.C.  
(2) Quality Education Data, Inc., School Guide  
(3) State of Ohio Labor Market Information  
(4) Community Sourcebook of County Demographics  
ESRI Business Informations

(5) Ohio Dept. of Job and Family Services, LMI; <http://lmi.state.oh.us>  
ERSI Business Informations  
(6) Franklin County Auditor

**Columbus Metropolitan Library  
Principal Employers,  
Current Year and Nine Years Ago**

| <u>Employer</u>                                     | <u>Fiscal Year 2009<sup>1</sup></u> |             |  | <u>Fiscal Year 2000<sup>1</sup></u> |             |  |
|---|-------------------------------------|-------------|--|-------------------------------------|-------------|--|
|   | <u>Employees</u>                    | <u>Rank</u> | <u>Percentage<br/>of Total County<br/>Employment</u> | <u>Employees</u>                    | <u>Rank</u> | <u>Percentage<br/>of Total County<br/>Employment</u> |
| State of Ohio                                       | 27,961                              | 1           | 4.29 %   | 27,610                              | 1           | 4.24 %   |
| The Ohio State University                           | 22,454                              | 2           | 3.45 %   | 21,741                              | 2           | 3.34 %   |
| JP Morgan Chase & Co. (formerly Bank One)           | 15,800                              | 3           | 2.42 %   | 10,072                              | 6           | 1.55 %   |
| Nationwide  | 11,373                              | 4           | 1.75 %   | 10,947                              | 4           | 1.68 %   |
| United States Federal Government                    | 10,800                              | 5           | 1.66 %   | 10,269                              | 5           | 1.58 %   |
| Ohio Health (formerly Grant/Riverside)              | 10,400                              | 6           | 1.60 %   | 7,251                               | 9           | 1.11 %   |
| Columbus Public Schools                             | 8,198                               | 7           | 1.26 %   | 8,821                               | 7           | 1.35 %   |
| City of Columbus                                    | 8,149                               | 8           | 1.25 %   | 8,368                               | 8           | 1.28 %   |
| Honda of America Manufacturing, Inc.                | 7,400                               | 9           | 1.14 %   | 13,000                              | 3           | 1.99 %   |
| Mount Carmel Health System<br>Limited Inc.          | 5,523                               | 10          | 0.85 %   | 4,237                               |             | 0.65 %   |
|   |                                     |             | - %  | 7,200                               | 10          | 1.10 %   |
| Average County Employment for the Year <sup>2</sup> | <u>651,700</u>                      |             |  | <u>129,516</u>                      |             | <u>19.87 %</u>                                       |
|   |                                     |             |  | <u>567,300</u>                      |             |  |

Source:

<sup>1</sup>Business First of Columbus, Book of Lists 2009 and 2000

<sup>2</sup>Ohio Workforce Informer

**Columbus Metropolitan Library  
Capital Asset Statistics by Branch  
Last Six Fiscal Years**

The Columbus Metropolitan Library has 21 branch locations that service customers in Franklin County and the surrounding areas.

|                                  | <b>Fiscal Year</b> |                    |                    |                    |                    |                    |
|----------------------------------|--------------------|--------------------|--------------------|--------------------|--------------------|--------------------|
|                                  | <b><u>2004</u></b> | <b><u>2005</u></b> | <b><u>2006</u></b> | <b><u>2007</u></b> | <b><u>2008</u></b> | <b><u>2009</u></b> |
| <b>Driving Park (1973)</b>       |                    |                    |                    |                    |                    |                    |
| Number of Registered Borrowers   | 4,858              | 4,858              | 4,858              | 5,139              | 4,655              | 5,257              |
| Volume Size (Collection)         | 29,000             | 29,000             | 29,000             | 29,000             | 29,000             | 29,000             |
| Circulation                      | 134,186            | 131,800            | 119,347            | 106,594            | 93,618             | 76,985             |
| <b>Dublin (1981)</b>             |                    |                    |                    |                    |                    |                    |
| Number of Registered Borrowers   | 30,067             | 30,067             | 30,067             | 33,365             | 33,483             | 37,667             |
| Volume Size (Collection)         | 160,000            | 160,000            | 160,000            | 160,000            | 160,000            | 160,000            |
| Circulation                      | 1,352,672          | 1,464,079          | 1,529,032          | 1,630,425          | 1,739,138          | 1,713,453          |
| <b>Franklinton (1995)</b>        |                    |                    |                    |                    |                    |                    |
| Number of Registered Borrowers   | 5,849              | 5,849              | 5,849              | 5,583              | 5,401              | 6,091              |
| Volume Size (Collection)         | 33,000             | 33,000             | 33,000             | 33,000             | 33,000             | 33,000             |
| Circulation                      | 163,499            | 172,133            | 156,707            | 135,920            | 138,550            | 124,564            |
| <b>Gahanna (1991)</b>            |                    |                    |                    |                    |                    |                    |
| Number of Registered Borrowers   | 32,261             | 31,581             | 31,987             | 32,833             | 32,481             | 36,400             |
| Volume Size (Collection)         | 143,000            | 143,000            | 143,000            | 143,000            | 143,000            | 143,000            |
| Circulation                      | 1,181,822          | 1,153,960          | 1,182,590          | 1,263,524          | 1,353,457          | 1,338,952          |
| <b>Hilliard (1996)</b>           |                    |                    |                    |                    |                    |                    |
| Number of Registered Borrowers   | 37,161             | 37,954             | 38,901             | 40,606             | 41,020             | 46,109             |
| Volume Size (Collection)         | 170,000            | 170,000            | 170,000            | 170,000            | 170,000            | 170,000            |
| Circulation                      | 1,484,093          | 1,589,055          | 1,637,625          | 1,749,510          | 1,863,562          | 1,799,007          |
| <b>Hilltop (1996)</b>            |                    |                    |                    |                    |                    |                    |
| Number of Registered Borrowers   | 23,613             | 23,171             | 23,741             | 24,490             | 23,426             | 25,821             |
| Volume Size (Collection)         | 145,000            | 145,000            | 145,000            | 145,000            | 145,000            | 145,000            |
| Circulation                      | 755,969            | 734,511            | 676,625            | 659,391            | 660,015            | 594,335            |
| <b>Karl Road (1988)</b>          |                    |                    |                    |                    |                    |                    |
| Number of Registered Borrowers   | 32,581             | 32,252             | 32,252             | 32,282             | 31,009             | 34,478             |
| Volume Size (Collection)         | 170,000            | 170,000            | 170,000            | 170,000            | 170,000            | 170,000            |
| Circulation                      | 1,108,873          | 1,141,037          | 1,051,858          | 985,798            | 946,994            | 859,353            |
| <b>Linden (2004)</b>             |                    |                    |                    |                    |                    |                    |
| Number of Registered Borrowers   | 7,485              | 10,446             | 10,446             | 10,438             | 9,714              | 10,973             |
| Volume Size (Collection)         | 32,000             | 32,000             | 32,000             | 32,000             | 32,000             | 32,000             |
| Circulation                      | 221,530            | 195,609            | 175,826            | 175,469            | 178,532            | 152,642            |
| <b>Livingston (1992)</b>         |                    |                    |                    |                    |                    |                    |
| Number of Registered Borrowers   | 13,293             | 13,235             | 14,399             | 15,192             | 13,976             | 15,597             |
| Volume Size (Collection)         | 90,000             | 90,000             | 90,000             | 90,000             | 90,000             | 90,000             |
| Circulation                      | 320,773            | 321,463            | 287,361            | 281,320            | 300,800            | 274,717            |
| <b>Main Library (1901)</b>       |                    |                    |                    |                    |                    |                    |
| Number of Registered Borrowers   | 75,778             | 71,070             | 70,791             | 78,846             | 79,331             | 90,348             |
| Volume Size (Collection)         | 928,000            | 928,000            | 928,000            | 928,000            | 928,000            | 928,000            |
| *Circulation                     | 3,002,018          | 3,075,642          | 3,041,414          | 3,041,972          | 2,898,452          | 1,971,498          |
| <b>Martin Luther King (1969)</b> |                    |                    |                    |                    |                    |                    |
| Number of Registered Borrowers   | 5,798              | 5,335              | 5,484              | 5,402              | 5,203              | 5,932              |
| Volume Size (Collection)         | 30,000             | 30,000             | 30,000             | 30,000             | 30,000             | 30,000             |
| Circulation                      | 153,269            | 161,761            | 147,531            | 143,224            | 162,779            | 144,400            |

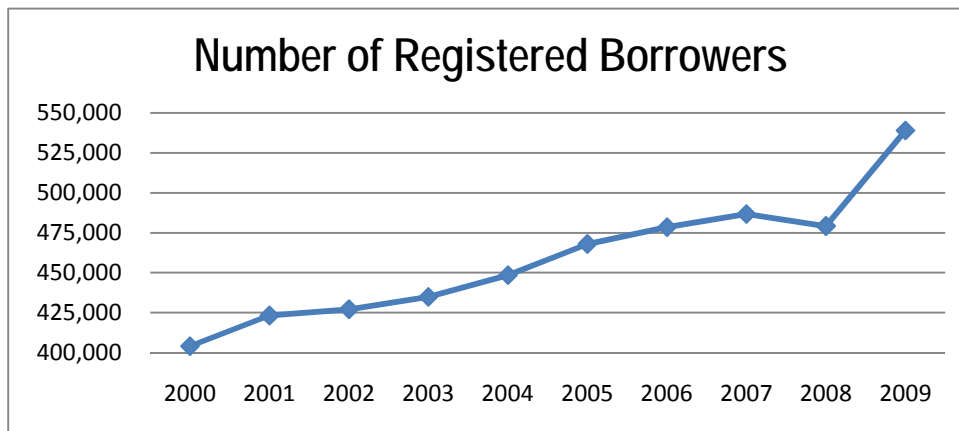
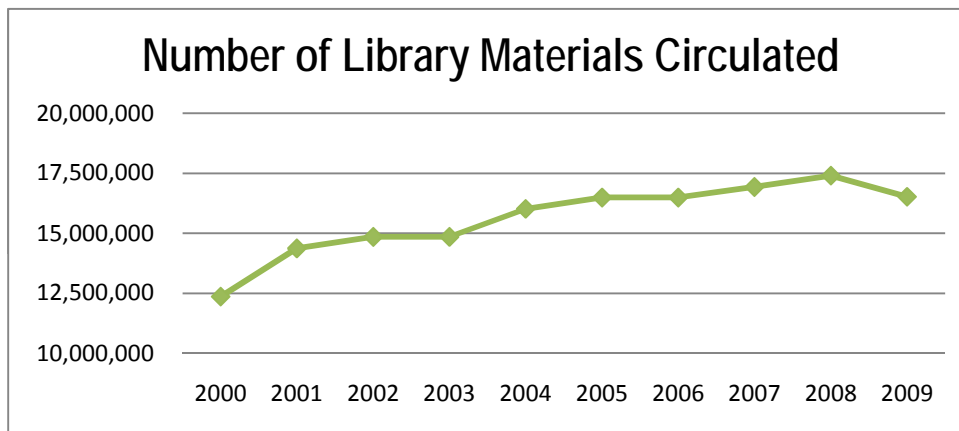
**Columbus Metropolitan Library  
Capital Asset (Library Materials) Statistics by Branch  
Last Six Fiscal Years**

|                                | Fiscal Year |             |             |             |             |             |
|--------------------------------|-------------|-------------|-------------|-------------|-------------|-------------|
|                                | <u>2004</u> | <u>2005</u> | <u>2006</u> | <u>2007</u> | <u>2008</u> | <u>2009</u> |
| <b>New Albany (2004)</b>       |             |             |             |             |             |             |
| Number of Registered Borrowers | 5,496       | 10,120      | 15,353      | 18,827      | 19,526      | 22,082      |
| Volume Size (Collection)       | 120,000     | 120,000     | 120,000     | 120,000     | 120,000     | 120,000     |
| Circulation                    | 706,147     | 784,162     | 868,032     | 935,378     | 979,920     | 969,944     |
| <b>Northern Lights (1993)</b>  |             |             |             |             |             |             |
| Number of Registered Borrowers | 16,439      | 15,995      | 16,843      | 16,671      | 15,550      | 17,410      |
| Volume Size (Collection)       | 72,000      | 72,000      | 72,000      | 72,000      | 72,000      | 72,000      |
| Circulation                    | 379,914     | 367,434     | 363,203     | 353,919     | 385,163     | 347,390     |
| <b>Northside (1991)</b>        |             |             |             |             |             |             |
| Number of Registered Borrowers | 10,790      | 11,200      | 11,810      | 13,521      | 13,081      | 15,149      |
| Volume Size (Collection)       | 48,000      | 48,000      | 48,000      | 48,000      | 48,000      | 48,000      |
| Circulation                    | 436,643     | 468,681     | 477,942     | 506,680     | 501,656     | 460,684     |
| <b>Parsons (1956)</b>          |             |             |             |             |             |             |
| Number of Registered Borrowers | 7,924       | 7,582       | 8,012       | 8,074       | 7,552       | 8,393       |
| Volume Size (Collection)       | 37,000      | 37,000      | 37,000      | 37,000      | 37,000      | 37,000      |
| Circulation                    | 194,794     | 200,023     | 184,034     | 178,203     | 197,213     | 172,957     |
| <b>Reynoldsburg (1981)</b>     |             |             |             |             |             |             |
| Number of Registered Borrowers | 38,374      | 38,052      | 38,798      | 39,573      | 38,766      | 42,774      |
| Volume Size (Collection)       | 170,000     | 170,000     | 170,000     | 170,000     | 170,000     | 170,000     |
| Circulation                    | 1,374,100   | 1,428,857   | 1,397,845   | 1,393,610   | 1,466,922   | 1,360,013   |
| <b>Shepard (1986)</b>          |             |             |             |             |             |             |
| Number of Registered Borrowers | 4,215       | 4,136       | 4,346       | 4,594       | 4,448       | 5,083       |
| Volume Size (Collection)       | 33,000      | 33,000      | 33,000      | 33,000      | 33,000      | 33,000      |
| Circulation                    | 146,882     | 154,409     | 163,632     | 155,974     | 134,556     | 125,325     |
| <b>Southeast (2001)</b>        |             |             |             |             |             |             |
| Number of Registered Borrowers | 23,922      | 24,910      | 26,969      | 29,334      | 29,202      | 33,043      |
| Volume Size (Collection)       | 112,000     | 112,000     | 112,000     | 112,000     | 112,000     | 112,000     |
| Circulation                    | 857,012     | 862,107     | 901,580     | 977,527     | 996,428     | 977,868     |
| <b>South High (1992)</b>       |             |             |             |             |             |             |
| Number of Registered Borrowers | 13,134      | 13,004      | 13,523      | 13,968      | 13,536      | 15,234      |
| Volume Size (Collection)       | 84,000      | 84,000      | 84,000      | 84,000      | 84,000      | 84,000      |
| Circulation                    | 352,501     | 334,314     | 336,883     | 329,242     | 346,657     | 326,269     |
| <b>Whetstone (1986)</b>        |             |             |             |             |             |             |
| Number of Registered Borrowers | 26,162      | 26,152      | 26,829      | 27,701      | 27,663      | 30,645      |
| Volume Size (Collection)       | 170,000     | 170,000     | 170,000     | 170,000     | 170,000     | 170,000     |
| Circulation                    | 1,285,310   | 1,341,553   | 1,386,441   | 1,518,429   | 1,655,248   | 1,563,128   |
| <b>Whitehall (1959)</b>        |             |             |             |             |             |             |
| Number of Registered Borrowers | 13,655      | 26,152      | 26,829      | 14,523      | 14,196      | 16,162      |
| Volume Size (Collection)       | 63,000      | 63,000      | 63,000      | 63,000      | 63,000      | 63,000      |
| Circulation                    | 406,587     | 407,748     | 404,391     | 409,467     | 405,180     | 385,790     |

\*Main Library's circulation total also includes totals credited to Outreach, Inter-Library Loans (ILLs), Virtual Branch (E-Branch) and Library Partners.

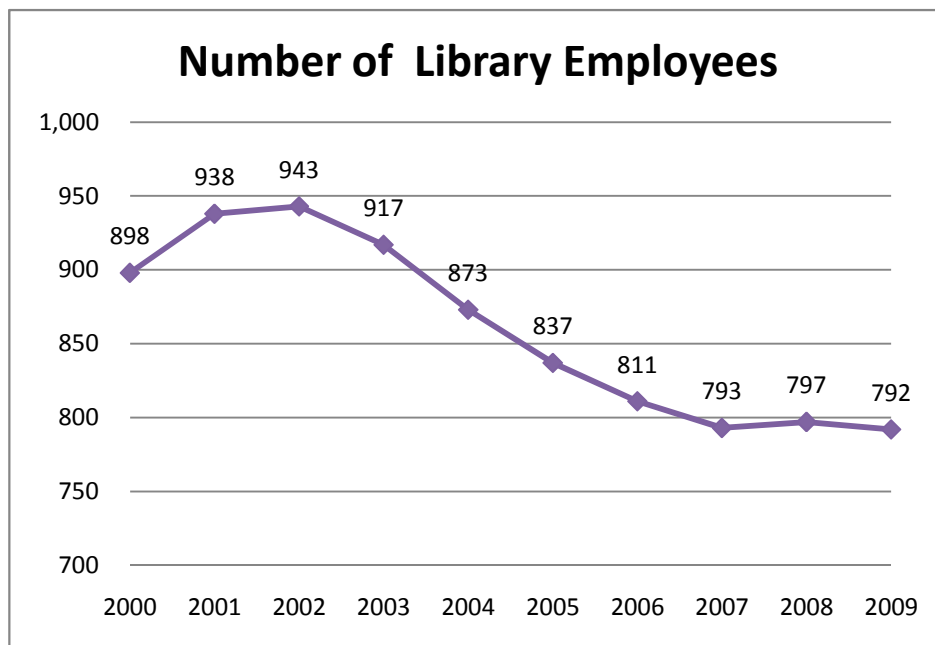
**Columbus Metropolitan Library  
Operation Indicators,  
Last Ten Fiscal Years**

| <u>Year</u> | <u>Number of<br/>Library Materials<br/>Circulated</u> | <u>Number of<br/>Registered<br/>Borrowers</u> |
|-------------|---|---|
| 2000        | 12,364,216  | 404,018                                       |
| 2001        | 14,372,353  | 423,167                                       |
| 2002        | 14,851,071  | 427,137                                       |
| 2003        | 14,852,582  | 434,884                                       |
| 2004        | 16,018,594  | 448,422                                       |
| 2005        | 16,490,338  | 467,986                                       |
| 2006        | 16,489,899  | 478,465                                       |
| 2007        | 16,931,576  | 486,674                                       |
| 2008        | 17,404,840  | 479,219                                       |
| 2009        | 16,526,936  | 539,005                                       |



**Columbus Metropolitan Library  
Employment Trend,  
Last Ten Fiscal Years**

| <u>Year</u> | <u>Number of<br/>Library Employees<sup>1</sup></u> | <u>Percentage of<br/>Change<br/>Over Prior Year</u> |
|-------------|--|---|
| 2000        | 898  | 6.27%   |
| 2001        | 938  | 4.45%   |
| 2002        | 943  | 0.53%   |
| 2003        | 917  | -2.76%  |
| 2004        | 873  | -4.80%  |
| 2005        | 837  | -4.12%  |
| 2006        | 811  | -3.11%  |
| 2007        | 793  | -2.22%  |
| 2008        | 797  | 0.50%   |
| 2009        | 792  | -0.63%  |



(1) Includes full-time, part-time and part-time temporary employees

COMPLIANCE SECTION



**INDEPENDENT ACCOUNTANTS' REPORT ON INTERNAL CONTROL OVER FINANCIAL REPORTING AND  
ON COMPLIANCE AND OTHER MATTERS REQUIRED BY GOVERNMENT AUDITING STANDARDS**

Columbus Metropolitan Library  
Franklin County  
96 South Grant Street  
Columbus, Ohio 43215

To the Board of Trustees:

We have audited the financial statements of the governmental activities, each major fund, and the aggregate remaining fund information of the Columbus Metropolitan Library, Franklin County, Ohio (the "Library") as of and for the year ended December 31, 2009, which collectively comprise the Library's basic financial statements, and have issued our report thereon dated May 18, 2010. We conducted our audit in accordance with auditing standards generally accepted in the United States of America and the standards applicable to financial audits contained in the Comptroller General of the United States' *Government Auditing Standards*.

**Internal Control over Financial Reporting**

In planning and performing our audit, we considered the Library's internal control over financial reporting as a basis for designing our auditing procedures for the purpose of expressing our opinions on the financial statements, but not for the purpose of opining on the effectiveness of the Library's internal control over financial reporting. Accordingly, we have not opined on the effectiveness of the Library's internal control over financial reporting.

A *deficiency in internal control* exists when the design or operation of a control does not allow management or employees, when performing their assigned functions, to prevent, or detect and timely correct misstatements. A *material weakness* is a deficiency, or combination of internal control deficiencies, resulting in more than a reasonable possibility that a material misstatement of the Library's financial statements will not be prevented, or detected and timely corrected.

Our consideration of internal control over financial reporting was for the limited purpose described in the first paragraph of this section and was not designed to identify all deficiencies in internal control over financial reporting that might be deficiencies, significant deficiencies, or material weaknesses. We did not identify any deficiencies in internal control over financial reporting that we consider material weaknesses, as defined above.

**Compliance and Other Matters**

As part of reasonably assuring whether the Library's financial statements are free of material misstatement, we tested its compliance with certain provisions of laws, regulations, contracts, and grant agreements, noncompliance with which could directly and materially affect the determination of financial statement amounts. However, providing an opinion on compliance with those provisions was not an objective of our audit and accordingly, we do not express an opinion. The results of our tests disclosed no instances of noncompliance or other matters we must report under *Government Auditing Standards*.

Columbus Metropolitan Library  
Independent Accountants' Report on Internal Control  
Over Financial Reporting and on Compliance and  
Other Matters Required by *Government Auditing Standards*  
Page 2

We intend this report solely for the information and use of management, the Audit Committee, the Board of Trustees, and others within the Library. We intend it for no one other than these specified parties.

*Kennedy Cottrell Richards LLC*

Kennedy Cottrell Richards LLC  
May 18, 2010



**Mary Taylor, CPA**  
Auditor of State

**COLUMBUS METROPOLITAN LIBRARY**

**FRANKLIN COUNTY**

**CLERK'S CERTIFICATION**

**This is a true and correct copy of the report which is required to be filed in the Office of the Auditor of State pursuant to Section 117.26, Revised Code, and which is filed in Columbus, Ohio.**

*Susan Babbitt*

**CLERK OF THE BUREAU**

**CERTIFIED  
JUNE 22, 2010**