

Mary Taylor, CPA
Auditor of State

CITY OF WESTLAKE
CUYAHOGA COUNTY

TABLE OF CONTENTS

TITLE	PAGE
Independent Accountants' Report on Internal Control Over Financial Reporting and on Compliance and Other Matters Required by <i>Government Auditing Standards</i>	1
Schedule of Findings	3

This page intentionally left blank.



Mary Taylor, CPA

Auditor of State

INDEPENDENT ACCOUNTANTS' REPORT ON INTERNAL CONTROL OVER FINANCIAL REPORTING AND ON COMPLIANCE AND OTHER MATTERS REQUIRED BY *GOVERNMENT AUDITING STANDARDS*

City of Westlake
Cuyahoga County
27700 Hilliard Blvd.
Westlake, Ohio 44145

To the Members of City Council:

We have audited the financial statements of the governmental activities, the business-type activities, each major fund, and the aggregate remaining fund information of the City of Westlake, Cuyahoga County, Ohio (the City), as of and for the year ended December 31, 2009, which collectively comprise the City's basic financial statements and have issued our report thereon dated June 3, 2010, wherein we noted the City implemented Governmental Accounting Standard Board Statement No. 54, "Fund Balance Reporting and Governmental Fund Type Definitions" and restated the December 31, 2008 net assets of the Governmental Activities and the fund balances of the General Fund and the Nonmajor Governmental Funds due to a change in fund structure. We conducted our audit in accordance with auditing standards generally accepted in the United States of America and the standards applicable to financial audits contained in the Comptroller General of the United States' *Government Auditing Standards*.

Internal Control Over Financial Reporting

In planning and performing our audit, we considered the City's internal control over financial reporting as a basis for designing our audit procedures for the purpose of expressing our opinions on the financial statements, but not for the purpose of opining on the effectiveness of the City's internal control over financial reporting. Accordingly, we have not opined on the effectiveness of the City's internal control over financial reporting.

A *deficiency in internal control* exists when the design or operation of a control does not allow management or employees, when performing their assigned functions, to prevent, or detect and timely correct misstatements. A *material weakness* is a deficiency or combination of deficiencies in internal control such that there is a reasonable possibility that material financial statement misstatements will not be prevented, or detected and timely corrected.

Our consideration of internal control over financial reporting was for the limited purpose described in the first paragraph of this section and would not necessarily identify all deficiencies in internal control that might be deficiencies, significant deficiencies or material weaknesses. We did not identify any deficiencies in internal control over financial reporting that we consider material weaknesses, as defined above. However, we identified a certain deficiency in internal control over financial reporting, described in the accompanying schedule of findings that we consider a significant deficiency in internal control over financial reporting. We consider finding 2009-001 to be a significant deficiency.

A *significant deficiency* is a deficiency, or a combination of deficiencies, in internal control that is less severe than a material weakness, yet important enough to merit attention by those charged with governance.

Compliance and Other Matters

As part of reasonably assuring whether the City's financial statements are free of material misstatement, we tested its compliance with certain provisions of laws, regulations, contracts, and grant agreements, noncompliance with which could directly and materially affect the determination of financial statement amounts. However, providing an opinion on compliance with those provisions was not an objective of our audit and accordingly, we do not express an opinion. The results of our tests disclosed no instances of noncompliance or other matters we must report under *Government Auditing Standards*.

We also noted certain matters not requiring inclusion in this report that we reported to the City's management in a separate letter dated June 3, 2010.

The City's response to the finding identified in our audit is described in the accompanying schedule of findings. We did not audit the City's response and, accordingly, we express no opinion on it.

We intend this report solely for the information and use of management, the audit committee, City Council, and others within the City. We intend it for no one other than these specified parties.

A handwritten signature in cursive script that reads "Mary Taylor".

Mary Taylor, CPA
Auditor of State

June 3, 2010

CITY OF WESTLAKE
CUYAHOGA COUNTY

SCHEDULE OF FINDINGS
DECEMBER 31, 2009

FINDINGS RELATED TO THE FINANCIAL STATEMENTS
REQUIRED TO BE REPORTED IN ACCORDANCE WITH GAGAS

FINDING NUMBER 2009-001

Financial Reporting – Significant Deficiency

Sound financial reporting is the responsibility of management and City Council and is essential to ensure the information provided to the readers of the financial statements is complete and accurate.

During our testing of the City's payables at December 31, 2009 we noted that Batch 4964 was not included in the year-end payables. This resulted in an adjustment in the amount of \$705,504 in the Infrastructure Tax Improvement Fund. In addition, we noted an invoice was not included in the contracts payable for the Sewer Fund in the amount of \$101,646. This resulted in an adjustment to the Sewer Fund.

The lack of controls over the posting of year-end financial transactions and financial reporting can result in errors and irregularities that may go undetected and decreases the reliability of financial data at year-end.

We recommend the City adopt policies and procedures for controls over recording of year-end financial transactions and over financial reporting to help ensure the information accurately reflects the activity of the City and thereby increasing the reliability of the financial data at year-end. Although the City has contracted with a third party to perform their GAAP conversion, the City's management needs to review the financial statements to be sure all items are being properly recorded.

Official's Response:

This was a one-time simple human error involving how accounts payable at year-end were processed. The accounts payable clerk had separated the 2009 payables into separate batches from the 2010 payments, and in prior years' (since 2003) had used the fiscal year as the "control number" so that in the computerized search all accounts payable would be included for the fiscal year using the "control number" as the search. The accounts payable clerk forgot to use the control number in the system in early 2010, so she gave a manual listing of the batch numbers for the 2009 payables, which was used for the accounts payable search, and one batch number was missing from the list.

In the future, the accounts payable clerk has been instructed to put the procedures in writing and make sure the control number is used so that each batch would not have to be searched manually, possible leading to human error such as in this instance.

City of Westlake, Ohio

Comprehensive Annual Financial Report

For the year ended December 31, 2009



***Overseas Connection - Sister City International
Westlake, Ohio and Tralee, Ireland***

City of Westlake, Ohio

**Comprehensive
Annual Financial Report**
for the year ended December 31, 2009

Prepared by the Department of Finance
Anne A. Fritz, Director
Bonnie L. Freeh, Assistant Director



City of Westlake, Ohio
Comprehensive Annual Financial Report
For the Year Ended December 31, 2009
Table of Contents

	<i>Page</i>
I. Introductory Section	
Title Page	i
Table of Contents	ii
Letter of Transmittal	vi
Organizational Chart Departments.....	xiii
Organizational Chart Commissions	xiv
List of Principal Officials.....	xv
GFOA Certificate of Achievement	xvi
 II. Financial Section	
Independent Accountants' Report.....	1
Management's Discussion and Analysis.....	3
 Basic Financial Statements	
Government-wide Financial Statements:	
Statement of Net Assets	17
Statement of Activities.....	18
 Fund Financial Statements:	
Balance Sheet - Governmental Funds.....	20
Reconciliation of Total Governmental Fund Balances to Net Assets of Governmental Activities.....	21
Statement of Revenues, Expenditures and Changes in Fund Balances - Governmental Funds	22
Reconciliation of the Statement of Revenues, Expenditures and Changes in Fund Balances of Governmental Funds to the Statement of Activities.....	23
Statement of Revenues, Expenditures and Changes in Fund Balances - Budget (Non-GAAP Basis) and Actual:	
General Fund	24
Recreation Fund	25
Statement of Fund Net Assets - Proprietary Funds.....	26
Statement of Revenues, Expenses and Changes in Fund Net Assets - Proprietary Funds	27
Statement of Cash Flows - Proprietary Funds	28

Statement of Fiduciary Assets and Liabilities – Fiduciary Funds.....	30
Notes to the Basic Financial Statements	31
Combining Statements and Individual Fund Schedules:	
Combining Statements - Nonmajor Funds:	
Fund Descriptions	65
Combining Balance Sheet - Nonmajor Governmental Funds.....	67
Combining Statement of Revenues, Expenditures and Changes in Fund Balances - Nonmajor Governmental Funds	68
Combining Balance Sheet - Nonmajor Special Revenue Funds	69
Combining Statement of Revenues, Expenditures and Changes in Fund Balances - Nonmajor Special Revenue Funds	72
Combining Balance Sheet - Nonmajor Debt Service Funds	76
Combining Statement of Revenues, Expenditures and Changes in Fund Balances - Nonmajor Debt Service Funds	77
Combining Balance Sheet - Nonmajor Capital Projects Funds	78
Combining Statement of Revenues, Expenditures and Changes in Fund Balances - Nonmajor Capital Projects Funds	80
Combining Statement - Internal Service Funds:	
Fund Descriptions.....	82
Combining Statement of Fund Net Assets Internal Service Funds	83
Combining Statement of Cash Flows - Internal Service Funds	84
Combining Statement of Revenues, Expenditures and Changes in Fund Net Assets - Internal Service Funds.....	85
Combining Statement - Fiduciary Funds:	
Fund Descriptions.....	86
Combining Statement of Changes in Assets and Liabilities Agency Funds	87
Individual Fund Schedules of Revenues, Expenditures/Expenses and Changes in Fund Balances/Fund Equity - Budget (Non-GAAP Basis) and Actual:	
Major Funds:	
General Fund	89
Recreation Fund	96
Special Assessment Bond Retirement Fund.....	97

Issue 11 Improvements Fund.....	98
Sewer Fund.....	99

Nonmajor Funds:

Street Maintenance Fund.....	100
State Highway Fund.....	101
Permissive Motor Vehicle License Fund.....	102
Police Pension Fund.....	103
Fire Pension Fund.....	104
Police and Fire Operating Fund.....	105
Law Enforcement Fund.....	106
Mandatory Drug Fines Fund.....	107
Alcohol Education Fund.....	108
Juvenile Diversion Fund.....	109
Federal Equitable Fund.....	110
FEMA Fund.....	111
Emergency Medical Service Fund.....	112
Cemetery Investment Fund.....	113
Westlake/Bay Ecological Fund.....	114
City Donations Fund.....	115
General Obligation Bond Retirement Fund.....	116
Sanitary Sewer Improvement Fund.....	117
Storm Drainage Fund.....	118
Crocker Road Improvements Fund.....	119
Issue 2 Improvements Fund.....	120
Grants Fund.....	121
Impact Fees Fund.....	122
Sidewalks Fund.....	123
Service Center Construction Fund.....	124
Recreation Center Construction Fund.....	125
Golf Course Fund.....	126
Hospitalization Fund.....	127
Information Technology Fund.....	128

III. Statistical Section

Contents.....	S1
Net Assets by Component - Last Nine Years.....	S2
Changes in Net Assets - Last Nine Years.....	S4
Fund Balances, Governmental Funds - Last Two Years.....	S8
Fund Balances, Governmental Funds - Last Eight Years.....	S10
Changes in Fund Balances, Governmental Funds - Last Ten Years.....	S12
Property Tax Rates – Direct and Overlapping Governments - Last Ten Collection Years.....	S14
Assessed Valuation and Estimated True Values of Taxable Property - Last Ten Years.....	S16
Property Tax Levies and Collections – Last Ten Years.....	S18

Principal Taxpayers – 2009 and 2000.....	S19
Income Tax Revenue Base and Collections - Last Ten Years	S20
Income Tax Statistics - Current Year and Eight Years Ago	S21
Ratio of Outstanding Debt to Total Personal Income and Debt per Capita - Last Ten Years	S22
Ratio of General Obligation Bonded Debt to Estimated Actual Value and Bonded Debt Per Capita - Last Ten Years.....	S24
Computation of Direct and Overlapping Governmental Activities Debt.....	S25
Legal Debt Margin - Last Ten Years	S26
Principal Employers - 2009 and 2003.....	S28
Demographic and Economic Statistics- Last Ten Years	S30
Full-Time Equivalent City Government Employees by Function/Program - Last Ten Years.....	S32
Operating Indicators by Function/Program - Last Ten Years	S34
Capital Asset Statistics by Function/Program - Last Ten Years	S36



FINANCE DEPARTMENT

27700 Hilliard Blvd. Phone 440.871.3300
Westlake, OH 44145 Fax 440.617.4284

June 3, 2010

Members of City Council
Citizens of Westlake, Ohio

We are pleased to submit the comprehensive annual financial report of the City of Westlake for the year ended December 31, 2009.

This report enables the City to comply with Ohio Administrative Code Section 117-2-03 (B), which requires reporting on a GAAP (Generally Accepted Accounting Principles) basis, and Ohio Revised Code Section 117.38 which requires cities to file unaudited general purpose external financial statements with the Auditor of State within 150 days of fiscal year end.

Management assumes full responsibility for both the completeness and reliability of the information contained in this report, based upon a comprehensive framework of internal control that it has established for this purpose. Because the cost of internal control should not exceed anticipated benefits, the objective is to provide reasonable, rather than absolute, assurance that the financial statements are free of any material misstatements.

Mary Taylor, CPA, Auditor of State, has issued an unqualified (“clean”) opinion on the City of Westlake’s financial statements for the year ended December 31, 2009. The independent accountants’ report is located at the front of the financial section of this report.

Management’s discussion and analysis (MD&A) immediately follows the independent accountants’ report and provides a narrative introduction, overview, and analysis of the basic financial statements. The MD&A complements this letter of transmittal, and should be read in conjunction with it.

HISTORY OF WESTLAKE

In October of 1811, the Porter and Cahoon families settled in an area known as Township 7, Range 15 of the Connecticut Western Reserve. By 1812, enough people resided in the region to make it necessary to elect trustees to oversee the community and the Township of Dover was established. With Lake Erie as the northern boundary, the township grew, reaching a population of over 2,200 by the early 1900s. By 1908, the township split into three communities with Bay Village to the north and North Olmsted to the south. In 1912, the township was incorporated as Dover Village, making Frank Bailey the first mayor. Dover Village was renamed the Village of Westlake in 1940 to avoid confusion with Dover, Ohio located in Tuscarawas County. As the Cleveland suburbs grew following World War II, so did Westlake, reaching a population just under 5,000 by 1950. In 1957, the Village of Westlake became the City of Westlake.

Situated in the western reach of Cuyahoga County, Westlake is thirteen miles from downtown Cleveland. Current population, per the 2000 Census, is 31,972 with a total land area of 16.5 square miles. Proximity to interstate highways I-80, I-90, and I-480 and to Cleveland Hopkins International Airport makes Westlake a desirable locality for residents and commercial enterprise.

FORM OF GOVERNMENT

Westlake operates and is governed by the laws of the State of Ohio and its own charter that was first adopted by the electorate on November 6, 1956. The charter provides for a mayor-council form of government. Legislative authority is vested in a seven-member council. The Council is composed of a president who is elected at-large and six councilpersons elected by wards for four-year terms. All members of Council serve in a part-time capacity.

The City's chief executive and administrative officer is the Mayor who is elected to a four-year term and serves in a full-time capacity. The Mayor may veto legislation passed by Council. A two-thirds vote of all members of Council will override a veto.

The Rocky River Municipal Court provides judicial services for the City of Westlake. The jurisdiction of the court, as established by the Ohio Revised Code, encompasses the contiguous cities of Westlake, Rocky River, Bay Village, Fairview Park, and North Olmsted.

Established by the charter, the municipal government consists of eleven departments. A director, who reports directly to the Mayor, heads each department. All directors work closely with the Mayor in providing the citizens of Westlake with the highest quality of services while maintaining efficiency and cost effectiveness.

The **Police Department** enforces local, state, and federal laws in addition to protecting citizens and their property. The department takes a community oriented policing approach that has met with great success. Numerous programs are offered to citizens and students. The department, which is headed by the Chief of Police, consists of three bureaus. The Field Operations Bureau oversees jail operations, animal control, and the auxiliary police, as well as the staff of patrol officers. Administrative Services Bureau consists of secretaries, dispatchers, school guards, park patrol officers, building/vehicle maintenance, and community services. The Criminal Investigations Bureau is responsible for the City's investigative services. The Police Department is located in a separate facility next to City Hall.

The **Fire Department** provides fire protection and emergency medical services to citizens, as well as placing strong emphasis on community involvement and education. A chief and his assistant head the department. A Fire Prevention unit focuses on the reduction of potential fires and loss of property within the City. Two fire facilities located on the east and west sides of the City provide protection. The Central Dispatch Center, a joint partnership with the cities of Bay Village, Rocky River, Fairview Park, and North Ridgeville, is under the jurisdiction of the Fire Department. The City began invoicing for ambulance service in 2008.

The **Service Department** is comprised of several divisions administered by a director. The City Service Division is responsible for the maintenance of all City vehicles, buildings and signs, and snow and leaf removal. The Storm/Sanitary Sewers Division maintains proper drainage control. The Parks Division maintains five parks and includes forestry services. The Streets Division is responsible for all non-contractual street repairs. In August of 2002, the City outsourced rubbish and recycling services. The City also owns and operates two cemeteries. A new Service Center facility was completed in 2006 and includes administrative offices, vehicle storage and maintenance areas.

The **Recreation Department** provides numerous courses and programs throughout the year. During summer months, the department operates a pool at Clague Park where swimming lessons are also offered. The City owns the twenty-seven hole Meadowood Golf Course which operates on a profit/loss basis. The

department's main responsibility is the operation of the Recreation Center that offers numerous programs and classes to residents. A fitness facility and expanded office space were added in 2006.

The **Community Services Department** provides programs and assistance to older adults and numerous residents participate and volunteer their time. The department also provides assistance and aid to families in need. Renovations to the Westlake Center for Community Services were completed in 2004.

The **Finance Department** is responsible for the accurate recording of all receipts and disbursements. The department issues bi-weekly payrolls and maintains a fixed asset system. The department compiles the Annual Budget, prepares the Comprehensive Annual Financial Report and Popular Annual Financial Report for residents and assists the Mayor in all financial decisions.

The **Law Department** advises the Mayor, Council, and all departments on legal matters concerning the City. The department prepares all contracts, legislation, and legal documents.

The **Purchasing Department** furnishes the City with the materials, equipment, and supplies needed to maintain operations. At present, the department also handles all personnel matters including health insurance. A separate human resource department will be established in the near future.

The **Planning Department** is responsible for implementing plans and programs that promote the comprehensive and orderly development of the City. The department works in conjunction with the Planning Commission, Board of Zoning Appeals, and Board of Building Appeals and Architectural Standards.

The **Inspections Department** is responsible for interpreting and enforcing all building codes in the City. The department issues permits and citations, conducts site inspections, and licenses all contractors.

The **Engineering Department** must insure that all contractors working in Westlake meet the general engineering requirements of the City. Engineering controls the review and implementation of plans and programs relating to infrastructure.

The chief executive powers of the City are vested in the Mayor. As administrator, he appoints all department heads and is ultimately responsible for the operation of all departments and divisions. The Mayor's Office also oversees the functions of Communications and Information Technology.

ECONOMIC CONDITION AND OUTLOOK

Residential and commercial expansion has grown considerably over the past years resulting in several new subdivisions, offices, and retail spaces in Westlake. In November of 2000, voters approved the construction of Crocker Park, a mixed-use planned development on seventy-five acres in western Westlake. The development features high-end retailers, restaurants, office space, and residential dwellings within a "pedestrian-friendly" setting and Crocker Park has quickly become the "downtown" of Westlake, hosting art shows, parades, concerts, and a summer farmer's market. In 2006, the Coral Company began construction of Westhampton at Crocker Park situated on twenty-one acres. The project is an example of "New Urbanist" design featuring townhomes, loft-style units, and attached homes arranged around small parks and urban gardens. Several new stores were added to Crocker Park in 2008 including Guess, Apple Computer, and DSW Shoe Warehouse. In 2009, apartments were constructed on two levels above the retail space resulting in \$9.7 million in new Crocker Park construction.

Office facilities are located throughout the City. The King James Office Park, Phases I through V, houses 335,000 square feet of office space including a fitness center. The Reserve Office Park was completed next to the Gemini Office Towers and features an Applebee's Restaurant. The Jamestown Office Building on Detroit Road and the Clemens Road West Office Building also feature office space. The Eveready Energizer Research Center is the fifth largest employer in the City. Premier Physicians Office Building which opened in 2007, features medical offices.

Several industrial parks are also located in Westlake. The Sharon Drive Industrial Park features numerous businesses including the North American headquarters for Radiometer America. Several businesses are located on Sperry Drive in addition to the Marriott Courtyard and Towneplace Suites. Five restaurants are also situated on Sperry Drive. The First Street Industrial area and the Crocker Road Industrial area are sites of such facilities as Bonne Bell and USG/American Metals. The Clemens/Ranney Corporate Parkway is home to the headquarters of Hyland Software, a leader in software development and management and the second largest City employer.

St. John West Shore Hospital is a seventy-acre health campus and is the City's largest employer with a staff of almost 1,200 employees. The hospital expanded its cardiac care center in 2000. University Hospital opened an ambulatory surgical center that also features an emergency and treatment center. Satellites of Lakewood Hospital and the Cleveland Clinic are also located in Westlake.

New housing development has definitely slowed as economic conditions worsened and less land became available for development. At present, only two housing developments have a small number of homes under construction. Commercial expansion has also declined considerably over past years. The Clemens West Office Campus was completed in 2009 and construction also commenced on the Paramount West Tennis Club. Yet, total residential and commercial construction fell from \$51.2 million in 2008 to \$37.9 million in 2009.

Two major projects will begin in 2010. Cuyahoga Community College will begin Phase I of a new campus to be located at the western edge of Westlake at the corner of Clemens and Bradley Roads. The first phase is over 79,000 square feet of space with a master plan that includes three buildings totaling 150,000 square feet. Nordson Corporation will break ground on a new headquarters on property adjacent to its current location within Westlake. The new 29,000 square foot building will seek certification from the U.S. Green Buildings Council incorporating eco-friendly systems into energy management and operations. The company, a manufacturer in equipment that dispenses industrial coatings, has operations in over thirty countries.

To encourage industrial and commercial development, the City offers four financial assistance tools. Through Industrial Development Revenue Bonds, State law allows the Westlake Community Improvement Corporation (C.I.C.) and City Council to approve the issuance of revenue bonds. The principal of these reduced interest bonds can be used for land acquisition, building construction, and equipment purchases.

In 1994, Westlake established an Enterprise Zone under State law. This program offers real and personal property tax abatement for the construction and expansion of commercial facilities located within the designated zone. The State of Ohio and Cuyahoga County Commissioners allow up to 75 percent abatement over ten years upon approval.

Westlake received State approval to establish a Community Reinvestment Area in 1996. This program covers enterprises located in most of Westlake's industrial zone north of Detroit Road. New construction and renovation over \$100,000 can receive up to 100 percent real property tax abatement with a ten year maximum for commercial development and fifteen years for industry. This program requires the approval of City Council and Westlake Tax Incentive Review Council.

The Cuyahoga County Department of Development has also established Improved Target Areas (ITA) by which local business owners can apply for small grants and low interest loans to renovate commercial buildings. Five ITA areas currently exist in Westlake.

In addition to the above mentioned financial tools for commercial enterprises, the City participates with Cuyahoga County on a low interest loan program. The Housing Enhancement Loan Program offers homeowners whose homes are valued under \$250,000 improvement loans at 3.0 percent below the bond equivalent yield of the two-year treasury. Loans can be attained for up to \$200,000 over five or ten-year terms.

Starting in the mid-1960's, the City has used an outside firm to formulate a guide plan to govern future development. The plan is updated approximately every twenty years and the City finished its third plan in December of 2006. The plan addresses residential and commercial development through usage factors and recommends the placement of roadways and green spaces. The plan forecasts full growth by 2020 and the City refers to the guide when planning future development.

Current Year Activities The mission of the City of Westlake, its mayor, council, and employees, is to enhance the quality of life for all residents by providing the highest level of service in an efficient and cost effective manner. In 2009, the City upheld that mission by expanding and improving services, upgrading infrastructure, and enhancing public grounds and facilities.

The Police Department continued its commitment to public safety and awareness responding to 34,600 calls and making over 6,200 arrests. Sixty-four community policing programs were offered in 2009. Programs such as the Community Police Academy, the Police Teen Academy, and the Ride-Along Program provided residents first-hand training and experiences. Student programs such as Safety Town and Drug Awareness Resistance Education (D.A.R.E.) continued with much success, and classes in firearm safety and Rape Aggression Defense were held.

The Fire Department responded to 4,134 emergency runs in 2009. The department also conducted 2,351 fire inspections and re-inspections and held 45 community programs. In 2004, the City was awarded a Federal Emergency Management Agency (F.E.M.A.) grant for the purchase of equipment for the new Central Dispatching Center, which opened in March of 2006. The new center is shared by the cities of Westlake, Bay Village, Rocky River, Fairview Park and North Ridgeville. Located in 1,042 square feet of emergency room space at St. John West Shore Hospital, the Center employs seven full-time and seven part-time dispatchers.

The Service Department is comprised of fifty-five full-time employees and involved in numerous activities such as the maintenance of City streets, sewers, parks, buildings, and vehicles. In August of 2002, the City out-sourced rubbish and recycling collection to an outside contractor in efforts to better utilize the time and skills of City personnel. Almost 15,120 tons of refuse and 1,500 tons of recyclables were collected in 2009. The department is also responsible for snow, leaf, and brush removal and assists with such community events as the Easter Egg and Pumpkin Hunts, the July 4th Party in the Park, and summer band concerts. Over 6,100 resident calls for service were answered. A new service department facility opened in the fall of 2006. The 66,650 square foot structure incorporates all divisions of the department.

The Inspections Department issued 1,172 permits during 2009 with an estimated value of almost \$38 million. Twelve homes and condominiums were constructed at an average cost of \$403,000. The Planning Department was instrumental in the success of the "Westlake in Bloom" project with numerous residents and businesses competing for awards in various categories relating to City beautification. The department also assisted in the publication of the "Westlake Magazine". In 2009, the department met with 184 businesses.

The Community Services Department provided over 33,000 duplicated services through activities, trips, support, health services, transportation, and social services. The Westlake Assistance Program supplied in excess of 10,000 duplicated social services including 359 holiday baskets and 505 emergency food distributions. The department provided over 6,400 transportation trips and 200 volunteers donated their time.

The Westlake Recreation Center opened in November of 1998. Situated in an eighty-six acre park setting, the 102,000 square foot facility offers numerous amenities to residents. The Center features five pools, a gymnasium with two full size basketball courts, an overhead track, and exercise and craft rooms. An addition was completed in 2006 which added a one-story fitness center and renovated office space. Over 5,000 square feet in the mezzanine exercise area was reconfigured to conference, multi-

purpose, and exercise rooms. The department offered 886 programs in 2009 and almost 4,600 memberships were sold at the Center. 832 children enrolled in the “Learn to Swim” program at Peterson Pool this past summer. In addition to the numerous classes and activities held at the Recreation Center, the department organized the Fourth of July Party in the Park, the Fall Pumpkin Festival and Hunt, the Junior Olympics, and the annual Fishing Derby.

Several infrastructure projects were initiated in 2009. Hilliard Boulevard was widened from Crocker Road to Westlake High School and water lines in the Canterbury Estate subdivision were updated. \$9.3 million will be bonded in 2010 to finance these two projects. The effectiveness of water delivery services was studied and further investigation will take place in 2010. Improvements were done to the City’s main sanitary sewer interceptor. Renovations were completed on the Recreation Center pool slide and further upgrades were done to the Center’s HVAC system. Restrooms were also added at the Bradley Road nature park.

Future Projects The City of Westlake has planned several capital projects for 2010. A network upgrade will connect the City’s fiber optic network with new “core/edge” devices, provide the means necessary to upgrade the video surveillance systems around the City and reduce the City’s dependence on T-1 circuits. Clague Road will be widened to three lanes from Detroit to Center Ridge Road and the Detroit/Dover Roads intersection will be widened to five lanes with storm, water, and traffic signal upgrades. The Hilliard Boulevard water main will be replaced from Lincoln to Schwartz Roads and the Hollywood Drive water line will be refurbished. Planning will commence on the Crocker Park Civic Space on nearly two acres of donated land within Crocker Park. The space will consist of a grassy area surrounded by tree-lined streets, a large hard-surfaced plaza for events like craft shows or a farmer’s market, and a small enclosed glass structure for events and community organizations. Numerous Service and Recreation Department projects are also planned.

LONG-TERM FINANCIAL PLANNING

The City has been recognized as a leader in long-term financial planning. Since 1976, the City has been “cash” funding depreciation of sewer lines to accumulate resources for their maintenance and eventual replacement. From a budget perspective, these resources are segregated into a separate fund that can only be used for its intended purpose.

In addition to the funding of sewer line replacement, the City also established an equipment replacement funding mechanism in 1976. When vehicles and large equipment are purchased, they are depreciated over their estimated useful life and the respective department is charged annually for the “cash” funding of the depreciation. The resources are segregated and accumulated so that when the equipment or vehicle needs replacement, the resources are available.

The City also utilizes long-term planning for the funding of capital projects through a Five-Year Capital Plan. The plan is a document through which the major capital projects of the City are identified and subsequently matched to funding sources. The plan is updated annually to include new projects, revise projects listed and remove those completed.

Although the City has not adopted a formal minimum fund balance policy, the City has always tried to maintain a general fund balance that would finance a minimum of three months operations. The Finance Department reviews all monetary transactions on an on-going basis and works diligently to monitor revenues and reprioritize expenditures so that all fund balances, especially the General Fund, maintain optimal balances.

OTHER INFORMATION


Certificate of Achievement. The Government Finance Officers Association of the United States and Canada (GFOA) awarded a Certificate of Achievement for Excellence in Financial Reporting to the City of Westlake, Ohio, for its comprehensive annual financial report (CAFR) for the year ended December 31, 2008. The Certificate of Achievement is a prestigious national award recognizing conformance with the highest standards for preparation of state and local government financial reports.

In order to be awarded a Certificate of Achievement, a government unit must publish an easily readable and efficiently organized comprehensive annual financial report, whose contents conform to the program standards. The CAFR must satisfy both generally accepted accounting principles and applicable legal requirements.

A Certificate of Achievement is valid for a period of one year only. The City of Westlake has received a Certificate of Achievement for the last twenty-five consecutive years. We believe our current report continues to conform to the Certificate of Achievement program requirements, and we are submitting it to GFOA.

Acknowledgments. This comprehensive annual financial report was prepared by the Finance Department with the efficient and dedicated services of its entire staff. This report was prepared in accordance with generally accepted accounting principles (GAAP). Appreciation also is expressed to those other City departments that assisted in preparing supporting documentation. In addition, we would like to thank the Mayor and Members of Council for their continuing support toward the preparation of this report.


Respectfully submitted,



Dennis M. Clough
Mayor

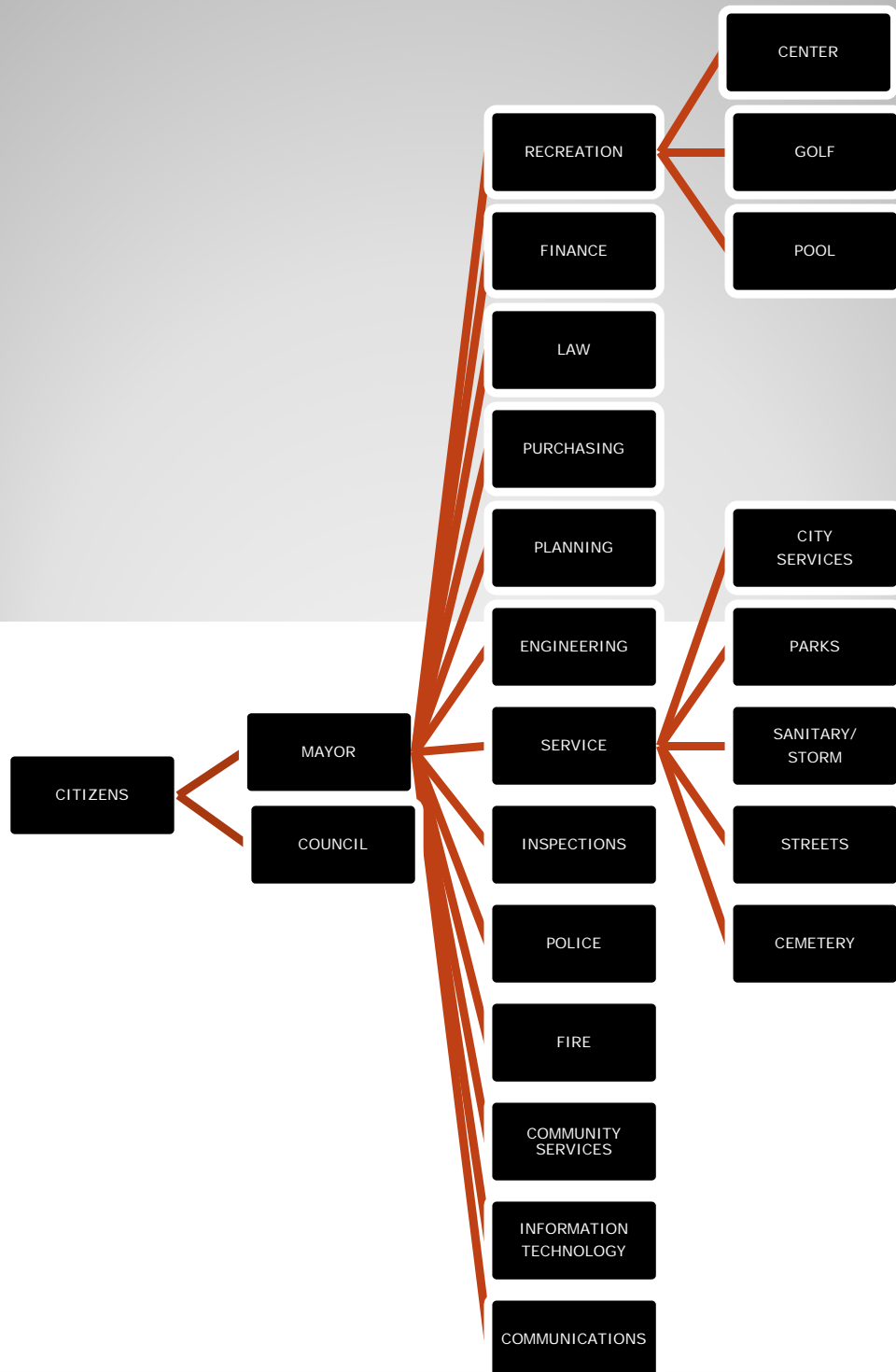


Anne A. Fritz
Director of Finance

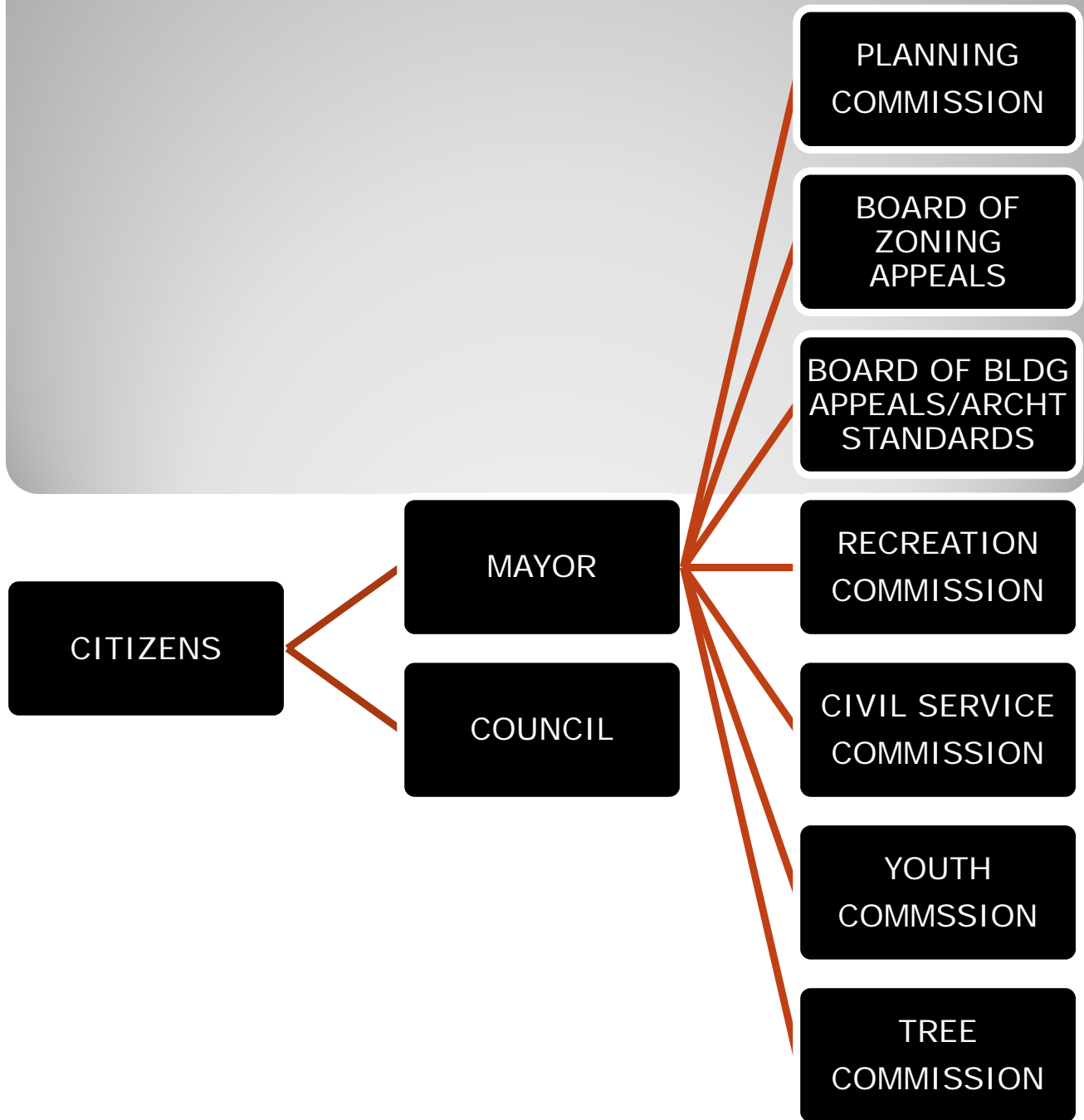


Bonnie L. Freeh
Assistant Director of Finance

CITY OF WESTLAKE ORGANIZATIONAL CHART DEPARTMENTS



CITY OF WESTLAKE ORGANIZATION CHART COMMISSIONS



CITY OF WESTLAKE, OHIO

**PRINCIPAL OFFICIALS
DECEMBER 31, 2009**

ELECTED OFFICIALS

Mayor Dennis M. Clough
President of Council..... Michael F. Killeen
Council Members
 Ward 1 Edward Hack
 Ward 2 James Connole
 Ward 3 Dennis Sullivan
 Ward 4 Michael O'Donnell
 Ward 5 Kenneth Brady
 Ward 6 Mark Getsay

APPOINTED OFFICIALS

Director of Engineering Robert Kelly
Director of Finance Anne Fritz
Director of Inspections..... Donald Grayem
Director of Law John Wheeler
Director of Planning..... Robert Parry
Director of Purchasing Mary Calabrese
Director of Recreation..... Michael Rump
Director of Community Services Joyce Able Schroth
Director of Service..... Donald Glauner
Chief of Police Richard Walling
Chief of Fire Dale Kraus

Certificate of Achievement for Excellence in Financial Reporting

Presented to

City of Westlake
Ohio

For its Comprehensive Annual
Financial Report
for the Fiscal Year Ended
December 31, 2008

A Certificate of Achievement for Excellence in Financial Reporting is presented by the Government Finance Officers Association of the United States and Canada to government units and public employee retirement systems whose comprehensive annual financial reports (CAFRs) achieve the highest standards in government accounting and financial reporting.



A stylized handwritten signature in black ink.

President

A handwritten signature in black ink that reads "Jeffrey R. Emer".

Executive Director





Mary Taylor, CPA

Auditor of State

INDEPENDENT ACCOUNTANTS' REPORT

City of Westlake
Cuyahoga County
27700 Hilliard Blvd.
Westlake, Ohio 44145

To the Members of City Council:

We have audited the accompanying financial statements of the governmental activities, the business-type activities, each major fund, and the aggregate remaining fund information of the City of Westlake, Cuyahoga County, Ohio (the City), as of and for the year ended December 31, 2009, which collectively comprise the City's basic financial statements as listed in the table of contents. These financial statements are the responsibility of the City's management. Our responsibility is to express opinions on these financial statements based on our audit.

We conducted our audit in accordance with auditing standards generally accepted in the United States of America and the standards applicable to financial audits contained in the Comptroller General of the United States' *Government Auditing Standards*. Those standards require that we plan and perform the audit to reasonably assure whether the financial statements are free of material misstatement. An audit includes examining, on a test basis, evidence supporting the amounts and disclosures in the financial statements. An audit also includes assessing the accounting principles used and significant estimates made by management, as well as evaluating the overall financial statement presentation. We believe our audit provides a reasonable basis for our opinions.

In our opinion, the financial statements referred to above present fairly, in all material respects, the respective financial position of the governmental activities, the business-type activities, each major fund, and the aggregate remaining fund information of the City of Westlake, Cuyahoga County, Ohio, as of December 31, 2009, and the respective changes in financial position and where applicable, cash flows, thereof and the respective budgetary comparisons for the General and Recreation Funds for the year then ended in conformity with accounting principles generally accepted in the United States of America.

As described in Note 3, the City implemented Governmental Accounting Standard Board Statement No. 54, "Fund Balance Reporting and Governmental Fund Type Definitions" and restated the December 31, 2008 net assets of the Governmental Activities and the fund balances of the General Fund and the Nonmajor Governmental Funds due to a change in fund structure.

In accordance with *Government Auditing Standards*, we have also issued our report dated June 3, 2010, on our consideration of the City's internal control over financial reporting and our tests of its compliance with certain provisions of laws, regulations, contracts and grant agreements and other matters. While we did not opine on the internal control over financial reporting or on compliance, that report describes the scope of our testing of internal control over financial reporting and compliance and the results of that testing. That report is an integral part of an audit performed in accordance with *Government Auditing Standards*. You should read it in conjunction with this report in assessing the results of our audit.

Management's Discussion and Analysis is not a required part of the basic financial statements but is supplementary information accounting principles generally accepted in the United States of America requires. We have applied certain limited procedures, consisting principally of inquiries of management regarding the methods of measuring and presenting the required supplementary information. However, we did not audit the information and express no opinion on it.

We conducted our audit to opine on the financial statements that collectively comprise the City's basic financial statements. The introductory section, combining nonmajor fund statements and schedules and statistical tables provide additional information and are not a required part of the basic financial statements. We subjected the combining nonmajor fund statements and schedules to the auditing procedures applied in the audit of the basic financial statements. In our opinion, this information is fairly stated in all material respects in relation to the basic financial statements taken as a whole. We did not subject the introductory section and statistical tables to the auditing procedures applied in the audit of the basic financial statements, and accordingly, we express no opinion on them.

A handwritten signature in cursive script that reads "Mary Taylor".

Mary Taylor, CPA
Auditor of State

June 3, 2010

City of Westlake, Ohio
Management's Discussion and Analysis
For the Year Ended December 31, 2009
Unaudited

The discussion and analysis of the City of Westlake's financial performance provides an overall review of the City's financial activities for the year ended December 31, 2009. The intent of this discussion and analysis is to look at the City's financial performance as a whole; readers should also review the transmittal letter and the basic financial statements to enhance their understanding of the City's financial performance.

Financial Highlights

Key Financial highlights for 2009 are as follows:

- During 2009, the City implemented Governmental Accounting Standard Board (GASB) Statement No. 54, "Fund Balance Reporting and Governmental Fund Type Definitions" which recognizes constraints imposed upon the use of the resources in governmental funds and categorizes the constraints into five classifications.
- The City began construction on widening Hilliard Boulevard from Crocker Road to Bordeaux Way to facilitate traffic flow by reducing congestion and the need for future maintenance to the road. The City issued \$9,300,000 in general obligation notes to finance this project as well as other street maintenance projects. The City is committed to maintaining infrastructure as outlined in the City's five year capital plan.
- During 2009, the City restructured the Information Technology (IT) department. The IT department costs are charged to the individual departments on a per use basis. This enables the City to better track costs and usage.
- The City is committed to providing the Citizens of Westlake with the highest quality of services while maintaining efficiency and cost effectiveness. Overall, governmental activities expenses decreased as a result of diligent financial management. In addition, the City completed payment of a litigation settlement in 2008. The City actively pursues grants to offset costs of providing services and to offer new programs.

Overview of the Financial Statements

This discussion and analysis is intended to serve as an introduction to the City of Westlake's basic financial statements. The City of Westlake's basic financial statements are comprised of three components: 1) government-wide financial statements, 2) fund financial statements, and 3) notes to the basic financial statements. This report also contains other supplementary information in addition to the basic financial statements themselves.

Government-wide Financial Statements. The *government-wide financial statements* are designed to provide readers with a broad overview of the City of Westlake's finances, in a manner similar to private-sector businesses. The statement of net assets and statement of activities provide information about the activities of the whole City, presenting both an aggregate view of the City's finances and a longer-term view of those assets. Major fund financial statements provide the next level of detail. For governmental funds, these statements tell how services were financed in the short term as well as what dollars remain for future spending. The fund financial statements also looks at the City's most significant funds with all other funds presented in total in one column.

City of Westlake, Ohio
Management's Discussion and Analysis
For the Year Ended December 31, 2009
Unaudited

The *statement of net assets* presents information on all of the City of Westlake's assets and liabilities, with the difference between the two reported as *net assets*. Over time, increases or decreases in net assets may serve as a useful indicator of whether the financial position of the City of Westlake is improving or deteriorating.

The *statement of activities* presents information showing how the City's net assets changed during the recent fiscal year. All changes in net assets are reported as soon as the underlying event giving rise to the change occurs, *regardless of the timing of cash flows*. Thus, revenues and expenses are reported in this statement for some items that will only result in cash flows in future fiscal periods (e.g. uncollected taxes and earned but unused vacation leave).

Both of the government-wide financial statements distinguish functions of the City of Westlake that are principally supported by taxes and intergovernmental revenues (governmental activities) from other functions that are intended to recover all or a significant portion of their costs through user fees and charges (business-type activities). The governmental activities of the City of Westlake include general government, security of persons and property, public health services, transportation, community environment, basic utility services and leisure time activities. The business-type activities include sewer and golf course.

The government-wide financial statements can be found starting on page 17 of this report.

Fund financial statements. A *fund* is a grouping of related accounts that is used to maintain control over resources that have been segregated for specific activities or objectives. The City of Westlake, like other state and local governments, uses fund accounting to ensure and demonstrate compliance with finance-related legal requirements. All of the funds of the City of Westlake can be divided into three categories: governmental funds, proprietary funds, and fiduciary funds.

Governmental Funds *Governmental funds* are used to account for essentially the same functions reported as *governmental activities* in the government-wide financial statements. However, unlike the government-wide financial statements, governmental funds financial statements focus on *near-term inflows and outflows of spendable resources*, as well as on balances of spendable resources available at the end of the fiscal year. Such information may be useful in evaluating a government's near term financing requirements.

Because the focus of governmental funds is narrower than that of the government-wide financial statements, it is useful to compare the information presented for governmental funds with similar information presented for governmental activities in the government-wide financial statements. By doing so, readers may better understand the long-term impact of the government's near term financing decisions. Both the governmental fund balance sheet and the governmental fund statement of revenues, expenditures, and changes in fund balances provide a reconciliation to facilitate this comparison between *governmental funds* and *governmental activities*.

The City of Westlake maintains 31 individual governmental funds. Information is presented separately in the governmental funds balance sheet and in the governmental funds statement of revenues, expenditures, and changes in fund balances, for the general fund, recreation special revenue fund, special assessment bond retirement fund, and Issue 11 improvements capital projects fund, all of which are considered to be major funds. Data from the other 27 governmental funds are combined into a single, aggregate presentation. Individual fund data for each of these nonmajor governmental funds is provided in the form of combining statements elsewhere in this report.

City of Westlake, Ohio
Management's Discussion and Analysis
For the Year Ended December 31, 2009
Unaudited

The City of Westlake adopts an annual appropriated budget for each of its funds. A budgetary comparison statement (non-GAAP basis) has been provided for each governmental and proprietary fund to demonstrate budgetary compliance.

Proprietary Funds The City of Westlake maintains two different types of proprietary funds. Enterprise funds are used to report the same functions presented as business-type activities in the government-wide financial statements. The City uses enterprise funds to account for its sewer operations and golf course activity. Internal service funds are an accounting device used to accumulate and allocate costs internally among the City's various functions. The City maintains such funds for its self-insurance of health related employee benefits and the City department costs of the information technology department. Because these funds predominately benefit governmental rather than business functions, they have been included within governmental activities in the government-wide financial statements.

Proprietary funds provide the same type of information as the government-wide financial statements, only in more detail. The proprietary fund financial statements provide separate information for the sewer operations as it is considered a major fund, while the golf course enterprise fund is a nonmajor fund.

The basic proprietary fund financial statements can be found on pages 26 through 29 of this report.

Notes to the Basic Financial Statements The notes provide additional information that is essential for a full understanding of the data provided in the government-wide and fund financial statements. The notes to the basic financial statements can be found on pages 31 through 63 of this report.

Other information In addition to the basic financial statements and accompanying notes, this report also presents certain other information that the City believes readers will find useful. After the notes to the basic financial statements, the combining statements referred to earlier in connection with nonmajor governmental funds are presented, as well as individual detailed budgetary comparisons for all nonmajor funds. This information can be found on pages 64 through 128 of this report.

Government-Wide Financial Analysis

While this document contains information about the funds used by the City to provide services to our citizens, the view of the City as a whole looks at all financial transactions and asks the question, "How did we do financially during 2009?" The Statement of Net Assets and the Statement of Activities answers this question. These statements include all assets and liabilities using the accrual basis of accounting similar to the accounting used by the private sector. The basis for this accounting takes into account all of the current year's revenues and expenses regardless of when the cash is received or paid.

These two statements report the City's net assets and the changes in those assets. The change in net assets is important because it tells the reader whether, for the City as a whole, the financial position of the City has improved or diminished. However, in evaluating the overall position of the City, non-financial information such as changes in the City's tax base and the condition of City capital assets will also need to be evaluated.

The Statement of Net Assets and the Statement of Activities are divided into the following categories:

- Assets
- Liabilities
- Net Assets (Assets minus Liabilities)
- Program Expenses and Revenues
- General Revenues
- Net Assets Beginning and End of Year

City of Westlake, Ohio
Management's Discussion and Analysis
For the Year Ended December 31, 2009
Unaudited

The City of Westlake as a Whole

Recall that the Statement of Net Assets looks at the City as a whole. The following provides a summary of the City's net assets for 2009 compared to 2008.

NET ASSETS
TABLE I

	Governmental Activities		Business-Type Activities		Total	
	2009	2008	2009	2008	2009	2008
Current and Other Assets	\$89,559,364	\$87,346,616	\$18,757,006	\$19,718,072	\$108,316,370	\$107,064,688
Capital Assets, Net	136,638,498	132,413,633	31,092,605	31,760,772	167,731,103	164,174,405
<i>Total Assets</i>	<u>226,197,862</u>	<u>219,760,249</u>	<u>49,849,611</u>	<u>51,478,844</u>	<u>276,047,473</u>	<u>271,239,093</u>
Current and Other Liabilities	15,221,436	24,944,064	383,165	307,769	15,604,601	25,251,833
Long-Term Liabilities:						
Due within One Year	1,789,155	1,756,772	0	0	1,789,155	1,756,772
Due in More than One Year	30,345,407	21,979,979	0	0	30,345,407	21,979,979
<i>Total Liabilities</i>	<u>47,355,998</u>	<u>48,680,815</u>	<u>383,165</u>	<u>307,769</u>	<u>47,739,163</u>	<u>48,988,584</u>
Invested in Capital Assets, Net of Related Debt	115,906,207	116,235,290	31,092,605	31,760,772	146,998,812	147,996,062
Restricted for:						
Capital Projects	24,776,362	22,240,319	0	0	24,776,362	22,240,319
Debt Service	6,268,660	7,062,130	0	0	6,268,660	7,062,130
Other Purposes	7,957,617	9,085,916	0	0	7,957,617	9,085,916
Unrestricted	23,933,018	16,455,779	18,373,841	19,410,303	42,306,859	35,866,082
<i>Total Net Assets</i>	<u>\$178,841,864</u>	<u>\$171,079,434</u>	<u>\$49,466,446</u>	<u>\$51,171,075</u>	<u>\$228,308,310</u>	<u>\$222,250,509</u>

As noted earlier, net assets may serve over time as a useful indicator of a government's financial position. The largest portion of the City's net assets reflects investments in capital assets (e.g. land, construction in progress, buildings, improvements, machinery and equipment, vehicles, and infrastructure), less any related debt to acquire those assets that is still outstanding. The City uses these capital assets to provide services to its citizens; consequently, these assets are not available for future spending. In 2009, the City purchased 31.2 acres of land for future recreational development. Although the City's investment in its capital assets is reported net of related debt, it should be noted that resources needed to repay this debt must be provided from other sources, since the capital assets themselves cannot be used to liquidate these liabilities.

Due to the increase in non-depreciable capital assets for the land purchase mentioned above, total assets increased \$4,808,380 from 2008 to 2009. The City's total liabilities decreased by \$1,249,421 as long term debt was repaid as well as the balance of the land purchase/litigation settlement was paid in 2009.

At the end of the current year, the City of Westlake is able to report positive balances in all three categories of net assets, both for the government as a whole, as well as for its separate governmental and business-type activities.

Our total net assets of the City's governmental activities increased \$7,762,430 (4.54 percent) during the current year due to revenues exceeding expenses. Unrestricted net assets increased by \$7,477,239. Restricted net assets for capital projects increased by \$2,536,043 which was the result of accumulating resources for future projects planned for the coming year.

City of Westlake, Ohio
Management's Discussion and Analysis
For the Year Ended December 31, 2009
Unaudited

In order to further understand what makes up the changes in net assets for the current year, the following table gives readers further details regarding the results of activities for the current year.

CHANGES IN NET ASSETS

TABLE 2

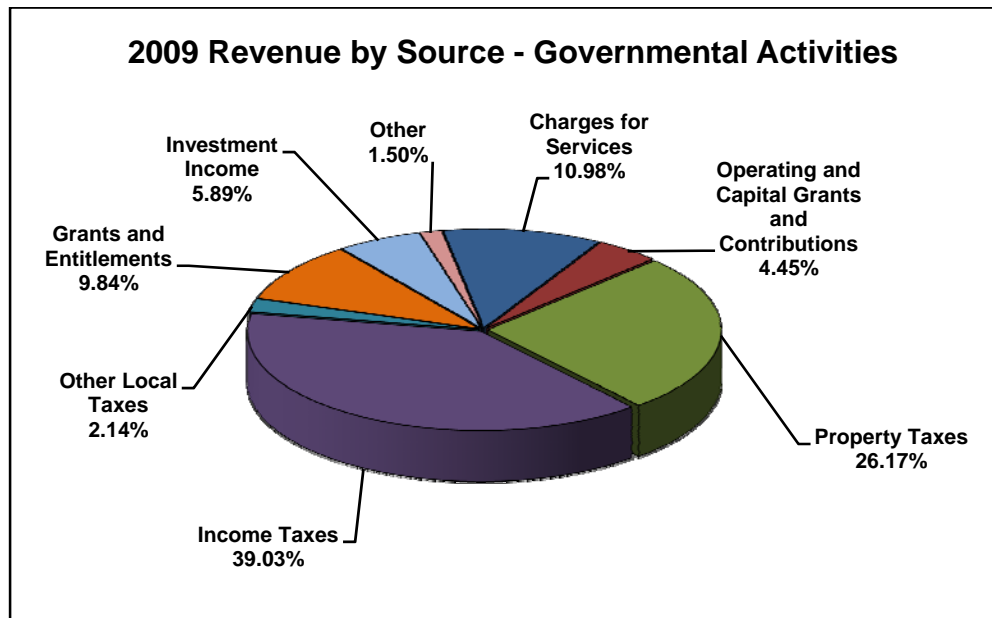
	Governmental Activities		Business-Type Activities		Total	
	2009	2008	2009	2008	2009	2008
Revenues						
<i>Program Revenues:</i>						
Charges for Services	\$5,191,432	\$5,257,791	\$2,133,940	\$2,477,434	\$7,325,372	\$7,735,225
Operating Grants and Contributions	1,908,400	1,999,419	0	0	1,908,400	1,999,419
Capital Grants and Contributions	198,262	861,837	0	0	198,262	861,837
Total Program Revenues	7,298,094	8,119,047	2,133,940	2,477,434	9,432,034	10,596,481
<i>General Revenues:</i>						
Property Taxes	12,377,238	12,100,495	0	0	12,377,238	12,100,495
Income Taxes	18,458,455	18,825,927	0	0	18,458,455	18,825,927
Admission Taxes	188,867	197,798	0	0	188,867	197,798
Hotel Taxes	374,953	457,987	0	0	374,953	457,987
Grants and Entitlements	4,653,290	4,282,803	0	0	4,653,290	4,282,803
Franchise Taxes	450,860	438,367	0	0	450,860	438,367
Investment Income	2,788,286	2,877,142	59,969	927,845	2,848,255	3,804,987
Gain on Sale of Capital Assets	5,000	0	0	0	5,000	0
Other	702,847	687,619	8,447	9,399	711,294	697,018
Total General Revenues	39,999,796	39,868,138	68,416	937,244	40,068,212	40,805,382
Total Revenues	47,297,890	47,987,185	2,202,356	3,414,678	49,500,246	51,401,863
Program Expenses						
General Government	7,911,956	22,355,014	0	0	(7,911,956)	(22,355,014)
Security of Persons and Property	14,833,854	15,023,844	0	0	(14,833,854)	(15,023,844)
Public Health and Welfare	990,935	1,040,137	0	0	(990,935)	(1,040,137)
Transportation	7,754,905	11,143,476	0	0	(7,754,905)	(11,143,476)
Community Environment	1,461,332	1,436,256	0	0	(1,461,332)	(1,436,256)
Basic Utility	1,843,251	1,925,985	0	0	(1,843,251)	(1,925,985)
Leisure Time Activities	3,963,481	3,990,032	0	0	(3,963,481)	(3,990,032)
Interest and Fiscal Charges	775,746	832,754	0	0	(775,746)	(832,754)
Sewer	0	0	3,407,143	3,206,285	(3,407,143)	(3,206,285)
Golf Course	0	0	499,842	509,423	(499,842)	(509,423)
Total Program Expenses	39,535,460	57,747,498	3,906,985	3,715,708	(43,442,445)	(61,463,206)
<i>Increase (Decrease) in Net Assets Before Transfers</i>						
	7,762,430	(9,760,313)	(1,704,629)	(301,030)	6,057,801	(10,061,343)
Transfers	0	(8,308)	0	8,308	0	0
Change in Net Assets	7,762,430	(9,768,621)	(1,704,629)	(292,722)	6,057,801	(10,061,343)
<i>Net Assets Beginning of Year</i>	171,079,434	180,848,055	51,171,075	51,463,797	222,250,509	232,311,852
Net Assets End of Year	\$178,841,864	\$171,079,434	\$49,466,446	\$51,171,075	\$228,308,310	\$222,250,509

City of Westlake, Ohio
Management's Discussion and Analysis
For the Year Ended December 31, 2009
Unaudited

Governmental Activities

Governmental activities increased the City's net assets by \$7,762,430 during 2009, as compared to a decrease of \$9,768,621 during 2008. Total revenues decreased by \$689,295, and program expenses decreased by \$18,212,038. The decrease in program expense for 2009 was due to the prior year's inclusion of the expense relating to the settlement of outstanding litigation/land acquisition as well as reduction in operating expenses.

Several types of revenues fund our governmental activities, with the City income tax being the biggest contributor. The income tax rate was 1.5 percent for 2009, the same as the prior year. Both residents of the City and non-residents who work inside the City are subject to the income tax. However, if residents work in a locality that has a municipal income tax, the City provides 100 percent credit up to 1.5 percent for those who pay income tax to another city. City Council could by Ordinance, choose to vary that income tax credit and create additional revenues for the City.



The income tax revenue for 2009 was \$18,458,455, a decrease of \$367,472 or 1.95 percent from 2008. The decrease was due to the economic recession in the local and national economies. Of the \$47,297,890 in total revenues, income tax accounts for 39.03 percent of the total, as compared to 39.23 percent of the total for 2008. Property taxes for 2009 were \$12,377,238, a \$276,743 increase from 2008.

Charges for services decreased for 2009 by \$66,359 (1.26 percent) due to the economic recession.

Capital grants and contributions decreased \$663,575 during 2009, which primarily resulted from the one-time grants awarded in the prior year for the Columbia Road project.

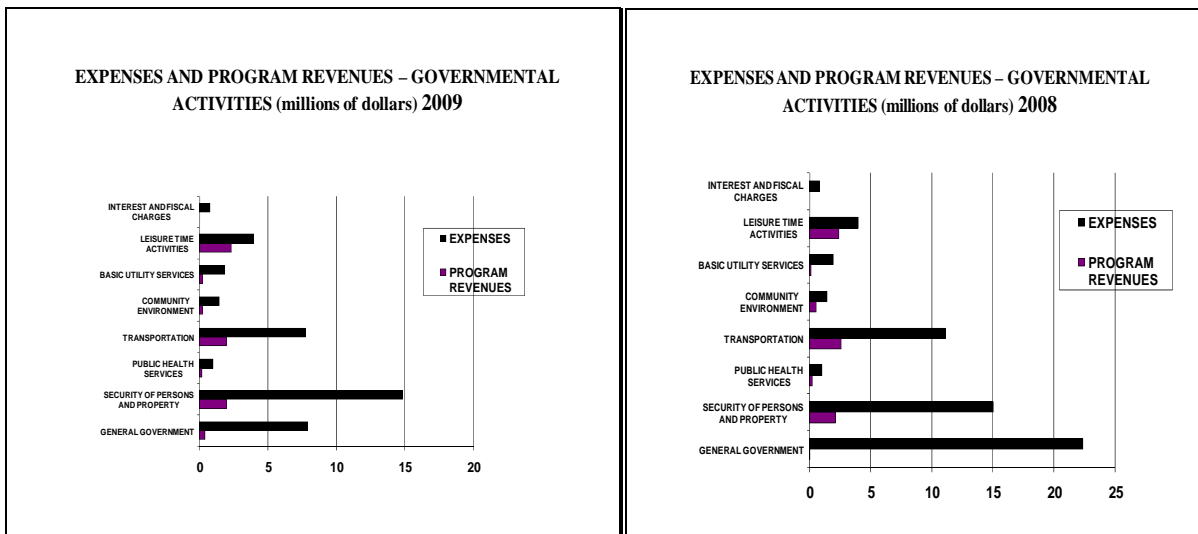
General revenues from grants and entitlements, such as local government funds, are also revenue generators. The City monitors its source of revenues very closely for fluctuations. During 2009, grants and entitlements increased by \$370,487. Investment earnings decreased by \$88,856 from 2008 due to lower rates earned on investments during 2009.

City of Westlake, Ohio
Management's Discussion and Analysis
For the Year Ended December 31, 2009
Unaudited

The largest program function for the City for 2009 is security of persons and property, with program expenses of \$14,833,854 as compared to \$15,023,844, a decrease of 1.26 percent. The next largest program is general government which accounts for the basic operations of the City including council, mayor, finance, law, purchasing, civil service, engineering, building maintenance, among other services. General government expenses for 2009 are considerably lower than the prior year, and stand at \$7,911,956 for 2009, as compared to \$22,355,014 for 2008. The 2009 decrease was due to a one-time settlement of outstanding litigation during 2008.

The next largest program expense for 2009 is transportation, with program expenses of \$7,754,905 as compared to \$11,143,476 in 2008, a decrease of 30.41 percent. The decrease was primarily due to several large street maintenance projects that were completed in the prior year.

Leisure time activity expense decreased slightly during 2009, decreasing by \$26,551, or 0.67 percent, due to operating efficiencies achieved during 2009. Community environment increased \$25,076 or 1.75 percent due to the increase in salaries and benefits for departmental employees. Expenses for basic utility services decreased from 2008 to 2009 \$82,734 or 4.30 percent due to operating efficiencies achieved during 2009.



The charts above reflect how the City funds its programs, either through program or general revenues. As can be seen above, all programs have a heavy reliance on general revenues, with over 85 percent of total 2009 revenues coming from general revenues. Leisure time activities received the most charges for services program revenue, primarily from the City recreation center which is a membership-only facility.

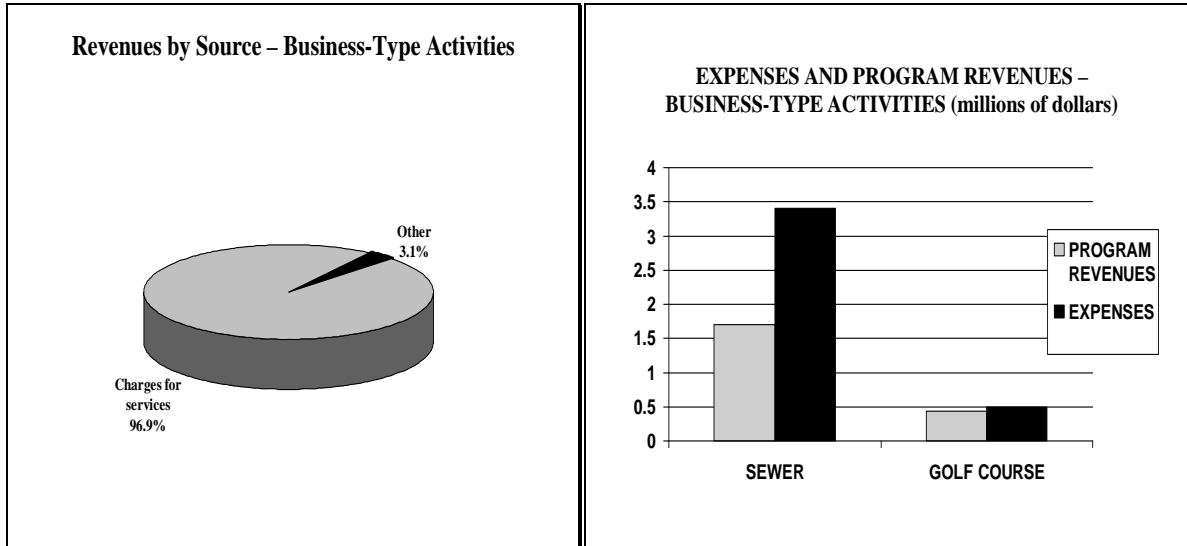
While security of persons and property is a large program expense, only a small portion of the total program expense is offset by program revenues. The primary program revenue is from police fines and forfeitures. The fire and emergency rescue department is now partially funded with the EMS fee reimbursement.

Transportation program expense is only partially funded through operating grants and contributions, which are the State-collected gasoline and motor vehicle license taxes. The remaining program expense must be funded through City general revenues. With the City's aggressive infrastructure program in place, transportation program expense will continue to make up a large portion of the City's overall expenses as the roadways are capitalized and depreciated over time.

City of Westlake, Ohio
Management's Discussion and Analysis
For the Year Ended December 31, 2009
Unaudited

Business-Type Activities and Enterprise Funds

The Business-Type activities of the City, which include the City's sewer operations and golf activities, decreased the City's net assets by \$1,704,629 during 2009, as compared to a decrease of net assets of \$292,722 during 2008.



Program expenses exceeded program revenues in the amount of \$1,702,266 for the sewer operations for 2009. This is due to increased contributions required for the City's share of operating expenses of the Rocky River Wastewater Treatment Plant, improved maintenance program for sewers through the public service department, as well as additional sewer depreciation for recently-replaced sewer lines. Investment income of \$59,969 was recognized during 2009.

Program expenses exceeded program revenues in the Golf Course activity in the amount of \$70,779 for the current year, resulting in a decrease in net assets at year end.

Financial Analysis of the Government's Funds

As noted earlier, the City of Westlake uses fund accounting to ensure and demonstrate compliance with finance-related legal requirements.

Governmental Funds

Funds are created and segregated for the purpose of carrying on specific activities or attaining certain objectives in accordance with special regulations, restrictions, or limitations. Resources that are not restricted, committed, or assigned are accounted for in the general fund.

The focus of the City's governmental funds is to provide information on near-term inflows, outflows, and balances of spendable resources. Such information is useful in assessing the City's financing requirements. In particular, unassigned fund balances may serve as a useful measure of a government's net resources available for spending at the end of the year. Information about the City's governmental funds begins on page 20. These funds are accounted for by using the modified accrual basis of accounting.

City of Westlake, Ohio
Management's Discussion and Analysis
For the Year Ended December 31, 2009
Unaudited

During 2009, the City early implemented GASB 54 "Fund Balance Reporting and Governmental Fund Type Definitions". The new standard replaces the previous reserved, unreserved, and designated fund balance categories with five classifications: nonspendable fund balance, restricted fund balance, committed fund balance, assigned fund balance, and unassigned fund balance.

Fund balances are the differences between assets and liabilities reported in a governmental fund. The nonspendable fund balance includes amounts that are not in spendable form, or amounts that are required to be maintained intact. Restricted fund balance include amounts that can be spent only for the specific purposes stipulated by external providers, such as grant providers or bondholders, as well as amounts that are restricted constitutionally or through legislation. Committed fund balance includes amounts that can be used only for specific purposes that are determined by a formal action of the government's highest level of decision-making authority. Assigned fund balance applies to amounts that are intended for specific purposes as expressed by the governing body or authorized official and applies to remaining resources in any governmental fund other than the general fund. Unassigned fund balance includes all amounts not contained in other classifications for the general fund, and deficit fund balances in any other governmental fund.

As of the end of the current year, the City of Westlake's governmental funds reported combined ending fund balances of \$64,348,292. Nonspendable fund balance of \$1,275,002 includes interfund loans, prepaids, inventory and cemetery investments. Fund balance in the amount of \$36,573,112 is restricted for road improvements, police and fire department operations, unclaimed monies and capital improvements. Fund balance in the amount of \$1,491,683 is committed to recreation and donations. Assigned fund balance includes \$12,642,845 for future severance payments, safety town, equipment replacement, franchise taxes, swimming pool operations and community services. Unassigned fund balances of \$12,365,650 represents all balances not previously classified.

All governmental funds had total revenues of \$46,975,697 and expenditures of \$44,924,670, with revenues exceeding expenditures by \$2,051,027. While revenues decreased from the previous year, expenditures decreased significantly from the previous year due to a one-time expenditure relating to the settlement of the long-outstanding litigation/land acquisition that occurred during 2008.

General Fund

The general fund is the chief operating fund of the City. At the end of the current year, total fund balance for the general fund was \$26,462,531, of which \$741,207 was nonspendable because of advances, prepaids, inventory and cemetery investments, \$724,849 was restricted for unclaimed monies, \$12,627,238 was assigned to future severance payments, safety town, capital acquisition, franchise taxes, swimming pool operations, community services, cemetery operations and encumbrances, and \$12,369,237 was unassigned for financial reporting purposes. As a measure of the general fund's liquidity, it may be useful to compare both unassigned fund balance and total fund balance to annual fund expenditures. Unassigned general fund balance represents 47.26 percent of total general fund expenditures, while total fund balance represents 101.11 percent of that same amount. Total fund balance of the City's general fund increased by \$5,207,092, resulting from revenues exceeding expenditures for the year.

Recreation Fund

The recreation special revenue fund accounts for membership and program fees which are used to operate and maintain the recreation center. At the end of the current year, total fund balance for the Recreation fund was \$1,313,073, which was a decrease from the prior year, due to the City allocating recreation income taxes to the recreation capital projects fund for future capital needs.

City of Westlake, Ohio
Management's Discussion and Analysis
For the Year Ended December 31, 2009
Unaudited

Special Assessment Bond Retirement Fund

The special assessment bond retirement debt service fund accounts for resources used for the retirement of debt issued to finance public improvements deemed to benefit the properties against which special assessments are levied. At the end of the current year, total fund balance was \$438,731, which was a small increase from the prior year. As in the prior year, revenues exceeded principal and interest payments.

Issue 11 Fund

The Issue 11 capital projects fund accounts for the infrastructure-related capital improvements which are funded through a 3/8 of one percent of dedicated income tax. At the end of the current year, total fund balance for the Issue 11 fund was \$18,626,149.

During the current year, the fund balance of the City's Issue 11 fund increased by \$7,677,724, resulting from the accumulation of income tax resources for projects set to commence during 2010.

The dedicated 3/8 of one percent income tax for infrastructure used by this fund was renewed in November 2006, and was effective for another fifteen years beginning January 1, 2008.

General Fund Budgeting Highlights

The City's budget is prepared according to Ohio law and is based on accounting for certain transactions on a basis of cash receipts, disbursements, and encumbrances. The most significant budgeted fund is the general fund. During the course of 2009 the City amended its general fund budget on various occasions. All recommendations for budget changes come to the Finance Committee of City Council for review before going to the whole Council for ordinance enactment on the change. The City does allow small interdepartmental budget changes that modify line items within the accounting system which are within their appropriation category (salaries and other expenses). The general fund supports many of our major activities such as our police and fire departments as well as most legislative and executive activities. The general fund is monitored closely, looking for possible revenue shortfalls or overspending by individual departments.

For the general fund, original budgeted revenues were \$29,206,145. The final budgeted revenues were the same as the original. Original general fund budgeted expenditures were \$39,100,267, and the final amended budget was \$40,403,390. Actual general fund expenditures were \$37,608,669 or \$2,794,721 less than budgeted due to other operating expenditures less than originally estimated.

The differences between the general fund's original budget and the final amended budget were as follows:

- \$1,000,000 for general government expenditures for the portion of land purchased for future use on Center Ridge Rd.
- \$134,773 for miscellaneous expenditures, salaries for miscellaneous, city services, and inspections, fire department, and recreation administration expenses.
- \$75,000 for legal services expenditures.
- \$93,350 for additional expenditures relating to the City's self-insured health insurance funding.

City of Westlake, Ohio
Management's Discussion and Analysis
For the Year Ended December 31, 2009
Unaudited

Capital Assets and Debt Administration

Capital Assets

Table 3 shows 2009 balances of capital assets as compared to 2008.

CAPITAL ASSETS
(NET OF DEPRECIATION)
TABLE 3

	Governmental Activities		Business-Type Activities	
	2009	2008	2009	2008
Land	\$14,161,808	\$11,330,608	\$1,499,176	\$1,499,176
Construction in Progress	10,376,062	8,644,656	1,822,042	1,430,925
Buildings	34,203,397	34,959,695	1,396,985	1,431,897
Improvements	2,311,578	2,160,361	74,369	83,544
Machinery & Equipment	1,099,866	1,295,427	58,123	53,000
Furniture and Fixtures	600,186	717,176	6,327	8,978
Vehicles	2,469,675	2,912,049	30,680	50,362
Infrastructure				
Roads	34,689,766	35,247,548	0	0
Water Mains	19,603,932	17,415,129	0	0
Storm Sewers	12,536,102	12,939,473	0	0
Sewers	0	0	26,204,903	27,202,890
Culverts	766,206	850,862	0	0
Traffic Signals	2,659,897	2,745,693	0	0
Bridges	1,160,023	1,194,956	0	0
Total	\$136,638,498	\$132,413,633	\$31,092,605	\$31,760,772

The most significant increases in governmental capital assets came in land, which increased \$2,831,200 during 2009 relating to the purchase of 31.2 acres of green space for future uses along Center Ridge Road, as well as other property acquisition. Total capital assets for business-type activities decreased \$668,167 to \$31,092,605 in 2009, due to current year depreciation outpacing current year acquisitions.

The City is committed to a long-term goal of meeting the needs of its infrastructure and facilities. We have a five-year capital plan in place that provides for street improvements and adding additional facilities to complement our current structures. For additional information see Note 10 to the basic financial statements.

City of Westlake, Ohio
Management's Discussion and Analysis
For the Year Ended December 31, 2009
Unaudited

Debt

As of December 31, 2009, the City of Westlake had \$26,118,810 in bonds and loans outstanding.

OUTSTANDING DEBT
TABLE 4

	Governmental Activities	
	2009	2008
General Obligation Bonds	\$11,090,129	\$12,113,417
Special Assessment Bonds	5,040,303	5,350,923
Notes Payable	9,301,906	0
OPWC Loans	686,472	747,233
Total	\$26,118,810	\$18,211,573

The general obligation bonds are composed of (1) Sewer Improvement – a 2004 voted debt issue repaid from charges for services; (2) 1997 Safety Facility Refunding Bonds repaid from property taxes, (3) 1997 Recreation Center voted issue for the construction of the City recreation center to be repaid from a dedicated 1/8 percent of the City's municipal income tax; and (4) Various purpose other bonds including advance refunding bonds issued in 1997 for the safety facilities debt and 2004 for street improvements.

The special assessment bonds consist of the Crocker/Detroit intersection improvement assessment, various sewer construction projects, Ranney Parkway, various sidewalk improvements, and various other improvements. The principal and interest for these bonds are paid from the collection of special assessments by the County Auditor from the specific property owners who primarily benefited from the projects.

The notes payable are notes issued in the anticipation of the issuance of bonds to pay costs related to the improvement of streets.

The OPWC loans are being paid semi-annually from the Issue Two Improvement Fund funded by property taxes for various infrastructure projects being financed through the Ohio Public Works program.

State statutes limit the amount of general obligation debt a governmental entity may issue to 10.5 percent of total assessed valuation. The City's overall legal debt margin was \$128,269,124 at December 31, 2009.

Additional information concerning the City's debt can be found in Note 17 to the basic financial statements.

Current Financial Related Activities

The City of Westlake maintained throughout 2009 a Moody's Investors Service and Fitch's Aaa rating, and Standard and Poor's AAA rating, and all ratings were affirmed in 2008. Westlake remains the first suburb in Ohio to have been awarded all of the Aaa/AAA ratings.

The Administration and City Council developed a master plan for the acquisition of equipment and the building or upgrading of City facilities. As a result, we have seen a remarkable increase in our capital assets over that period of time and the expansion of all City services. The 2009 year is no different as the City completed the street, water line, sewer line, and other infrastructure improvements.

City of Westlake, Ohio
Management's Discussion and Analysis
For the Year Ended December 31, 2009
Unaudited

On behalf of the City of Westlake, we personally thank our State Auditor, Mary Taylor, CPA and Local Government Services section of the State Auditor's office for their involvement and support in putting together the GASB 34 statements. Auditor Taylor and her staff certainly exemplify the fact that they seek the State of Ohio to be one of the more respected financial reporting governments and have committed themselves toward leading the way and providing the necessary guidance to enable all communities the opportunity to reach a level of excellence.

Contacting the City's Finance Department

This financial report is designed to provide our citizens, taxpayers, creditors and investors with a general overview of the City's finances and show the City's accountability for all money it receives, spends, or invests. If you have any questions about this report or need additional information contact Director of Finance Anne A. Fritz, City of Westlake, 27700 Hilliard Blvd., Westlake, Ohio 44145, telephone 440-617-4252, or web site at www.cityofwestlake.org.

BASIC FINANCIAL STATEMENTS

City of Westlake, Ohio

Statement of Net Assets

December 31, 2009

	Governmental Activities	Business-Type Activities	Total
Assets			
Equity in Pooled Cash and Cash Equivalents	\$62,072,018	\$8,785,403	\$70,857,421
Cash and Cash Equivalents with Fiscal Agents	35,000	0	35,000
Cash and Cash Equivalents with Escrow Agents	766,299	68,334	834,633
Materials and Supplies Inventory	331,869	9,569	341,438
Accrued Interest Receivable	1,603,791	21,567	1,625,358
Accounts Receivable	446,942	361,111	808,053
Internal Balances	190,000	(190,000)	0
Intergovernmental Receivable	2,471,031	0	2,471,031
Prepaid Items	197,022	177	197,199
Municipal Income Taxes Receivable	4,050,557	0	4,050,557
Admission Taxes Receivable	32,130	0	32,130
Hotel Taxes Receivable	24,609	0	24,609
Permissive Motor Vehicle Taxes Receivable	17,001	0	17,001
Property Taxes Receivable	12,067,720	0	12,067,720
Special Assessments Receivable	4,775,000	0	4,775,000
Deferred Charges	478,375	0	478,375
Investment in Joint Venture	0	9,700,845	9,700,845
Nondepreciable Capital Assets	24,537,870	3,321,218	27,859,088
Depreciable Capital Assets, Net	112,100,628	27,771,387	139,872,015
<i>Total Assets</i>	<u>226,197,862</u>	<u>49,849,611</u>	<u>276,047,473</u>
Liabilities			
Accounts Payable	17,111	1,095	18,206
Contracts Payable	1,150,710	101,646	1,252,356
Accrued Wages	829,757	31,376	861,133
Matured Compensated Absences	39,629	0	39,629
Retainage Payable	766,299	68,334	834,633
Accrued Interest Payable	157,181	0	157,181
Intergovernmental Payable	718,563	6,551	725,114
Deferred Revenue	11,448,789	0	11,448,789
Unearned Revenue	0	174,163	174,163
Claims Payable	93,397	0	93,397
Long-Term Liabilities:			
Due Within One Year	1,789,155	0	1,789,155
Due In More Than One Year	30,345,407	0	30,345,407
<i>Total Liabilities</i>	<u>47,355,998</u>	<u>383,165</u>	<u>47,739,163</u>
Net Assets			
Invested in Capital Assets, Net of Related Debt	115,906,207	31,092,605	146,998,812
Restricted for:			
Capital Projects	24,776,362	0	24,776,362
Debt Service	6,268,660	0	6,268,660
Street Maintenance	2,373,233	0	2,373,233
Emergency Medical Service	1,217,240	0	1,217,240
Unclaimed Monies	724,849	0	724,849
Permissive Motor Vehicle	639,414	0	639,414
Police and Fire Operating	527,854	0	527,854
Other Purposes	2,475,027	0	2,475,027
Unrestricted	23,933,018	18,373,841	42,306,859
<i>Total Net Assets</i>	<u>\$178,841,864</u>	<u>\$49,466,446</u>	<u>\$228,308,310</u>

See accompanying notes to the basic financial statements

City of Westlake, Ohio
Statement of Activities
For the Year Ended December 31, 2009

	Program Revenues			
	Expenses	Charges for Services	Operating Grants and Contributions	Capital Grants and Contributions
Governmental Activities				
General Government	\$7,911,956	\$403,368	\$1,670	\$0
Security of Persons and Property	14,833,854	1,658,886	319,467	0
Public Health Services	990,935	179,602	0	0
Transportation	7,754,905	224,745	1,547,890	180,572
Community Environment	1,461,332	179,680	39,373	0
Basic Utility Services	1,843,251	226,160	0	0
Leisure Time Activities	3,963,481	2,318,991	0	17,690
Interest and Fiscal Charges	775,746	0	0	0
<i>Total Governmental Activities</i>	<u>39,535,460</u>	<u>5,191,432</u>	<u>1,908,400</u>	<u>198,262</u>
Business-Type Activities				
Sewer	3,407,143	1,704,877	0	0
Golf Course	499,842	429,063	0	0
<i>Total Business-Type Activities</i>	<u>3,906,985</u>	<u>2,133,940</u>	<u>0</u>	<u>0</u>
<i>Total</i>	<u><u>\$43,442,445</u></u>	<u><u>\$7,325,372</u></u>	<u><u>\$1,908,400</u></u>	<u><u>\$198,262</u></u>

General Revenues

Property Taxes Levied for:

General Purposes
Police Pension
Fire Pension
Police and Fire Operating
Debt Service

Municipal Income Taxes Levied for:

General Purposes
Debt Service
Capital Outlay

Admission Taxes

Hotel Taxes

Grants and Entitlements not Restricted
to Specific Programs

Franchise Taxes

Investment Earnings

Gain on Sale of Capital Assets

Miscellaneous

Total General Revenues

Change in Net Assets

Net Assets Beginning of Year - Restated (See Note 3)

Net Assets End of Year

See accompanying notes to the basic financial statements

Net (Expense) Revenue and Changes in Net Assets		
Governmental Activities	Business-Type Activities	Total
(\$7,506,918)	\$0	(\$7,506,918)
(12,855,501)	0	(12,855,501)
(811,333)	0	(811,333)
(5,801,698)	0	(5,801,698)
(1,242,279)	0	(1,242,279)
(1,617,091)	0	(1,617,091)
(1,626,800)	0	(1,626,800)
(775,746)	0	(775,746)
<u>(32,237,366)</u>	<u>0</u>	<u>(32,237,366)</u>
0	(1,702,266)	(1,702,266)
<u>0</u>	<u>(70,779)</u>	<u>(70,779)</u>
0	(1,773,045)	(1,773,045)
<u>(32,237,366)</u>	<u>(1,773,045)</u>	<u>(34,010,411)</u>
10,340,850	0	10,340,850
387,081	0	387,081
387,081	0	387,081
1,161,243	0	1,161,243
100,983	0	100,983
12,306,589	0	12,306,589
975,491	0	975,491
5,176,375	0	5,176,375
188,867	0	188,867
374,953	0	374,953
4,653,290	0	4,653,290
450,860	0	450,860
2,788,286	59,969	2,848,255
5,000	0	5,000
<u>702,847</u>	<u>8,447</u>	<u>711,294</u>
39,999,796	68,416	40,068,212
7,762,430	(1,704,629)	6,057,801
<u>171,079,434</u>	<u>51,171,075</u>	<u>222,250,509</u>
<u>\$178,841,864</u>	<u>\$49,466,446</u>	<u>\$228,308,310</u>

City of Westlake, Ohio

*Balance Sheet
Governmental Funds
December 31, 2009*

	General	Recreation	Special Assessment Bond Retirement	Issue 11 Improvements	Other Governmental Funds	Total Governmental Funds
Assets						
Equity in Pooled Cash and Cash Equivalents	\$22,147,674	\$1,378,786	\$438,731	\$18,809,018	\$17,327,344	\$60,101,553
Cash and Cash Equivalents:						
with Fiscal Agents	0	0	0	0	35,000	35,000
with Escrow Agents	3,281	0	0	452,320	310,698	766,299
Materials and Supplies Inventory	330,192	1,677	0	0	0	331,869
Accrued Interest Receivable	1,443,620	848	0	127,186	32,025	1,603,679
Accounts Receivable	150,254	1,473	0	0	265,171	416,898
Interfund Receivable	341,700	0	0	60,000	0	401,700
Intergovernmental Receivable	1,348,052	0	0	0	1,122,979	2,471,031
Prepaid Items	171,015	859	0	0	1,033	172,907
Municipal Income Taxes Receivable	2,701,335	0	0	1,017,864	331,358	4,050,557
Admission Taxes Receivable	32,130	0	0	0	0	32,130
Hotel Taxes Receivable	24,609	0	0	0	0	24,609
Permissive Motor Vehicle Taxes Receivable	0	0	0	0	17,001	17,001
Property Taxes Receivable	10,056,432	0	0	0	2,011,288	12,067,720
Special Assessments Receivable	0	0	4,775,000	0	0	4,775,000
Advances to Other Funds	240,000	0	0	0	0	240,000
Restricted Assets:						
Equity in Pooled Cash and Cash Equivalents	724,849	0	0	0	0	724,849
Total Assets	\$39,715,143	\$1,383,643	\$5,213,731	\$20,466,388	\$21,453,897	\$88,232,802
Liabilities and Fund Balances						
Liabilities						
Accounts Payable	\$5,198	\$722	\$0	\$0	\$4,306	\$10,226
Contracts Payable	0	0	0	1,117,395	33,315	1,150,710
Accrued Wages	662,001	57,734	0	5,408	97,287	822,430
Retainage Payable	3,281	0	0	452,320	310,698	766,299
Interfund Payable	0	0	0	0	401,700	401,700
Matured Compensated Absences Payable	39,629	0	0	0	0	39,629
Intergovernmental Payable	683,441	12,114	0	1,112	20,411	717,078
Deferred Revenue	11,859,062	0	4,775,000	264,004	3,028,372	19,926,438
Advances From Other Funds	0	0	0	0	50,000	50,000
Total Liabilities	13,252,612	70,570	4,775,000	1,840,239	3,946,089	23,884,510
Fund Balances						
Nonspendable	741,207	2,536	0	0	531,259	1,275,002
Restricted	724,849	0	438,731	18,626,149	16,783,383	36,573,112
Committed	0	1,310,537	0	0	181,146	1,491,683
Assigned	12,627,238	0	0	0	15,607	12,642,845
Unassigned (Deficit)	12,369,237	0	0	0	(3,587)	12,365,650
Total Fund Balances	26,462,531	1,313,073	438,731	18,626,149	17,507,808	64,348,292
Total Liabilities and Fund Balances	\$39,715,143	\$1,383,643	\$5,213,731	\$20,466,388	\$21,453,897	\$88,232,802

See accompanying notes to the basic financial statements

City of Westlake, Ohio
*Reconciliation of Total Governmental Fund Balances to
 Net Assets of Governmental Activities
 December 31, 2009*

Total Governmental Fund Balances		\$64,348,292
 <i>Amounts reported for governmental activities in the statement of net assets are different because</i>		
Capital assets used in governmental activities are not financial resources and therefore are not reported in the funds.		136,638,498
Other long-term assets are not available to pay for current-period expenditures and therefore are deferred in the funds:		
Charges for Services	248,800	
Property Taxes	618,931	
Municipal Income Tax	1,149,010	
Intergovernmental	1,685,908	
Special Assessments	4,775,000	
Total	8,477,649	8,477,649
An internal service fund is used by management to charge the costs of insurance to individual funds. The assets and liabilities of the internal service fund are included in governmental activities in the statement of net assets.		1,190,793
Bond issuance costs will be amortized over the life of the bonds on the statement of net assets.		478,375
In the statement of activities, interest is accrued on outstanding bonds, whereas in governmental funds, an interest expenditure is reported when due.		(157,181)
Long-term liabilities are not due and payable in the current period and therefore are not reported in the funds:		
Notes Payable	(9,301,906)	
General Obligation Bonds	(11,090,129)	
Special Assessment Bonds	(5,040,303)	
OPWC Loans	(686,472)	
Landfill Postclosure Costs	(526,645)	
Compensated Absences Payable	(5,489,107)	
Total	(32,134,562)	(32,134,562)
<i>Net Assets of Governmental Activities</i>		\$178,841,864

See accompanying notes to the basic financial statements

City of Westlake, Ohio
Statement of Revenues, Expenditures and Changes in Fund Balances
Governmental Funds
For the Year Ended December 31, 2009

	General	Recreation	Special Assessment Bond Retirement	Issue 11 Improvements	Other Governmental Funds	Total Governmental Funds
Revenues						
Property Taxes	\$10,180,287	\$0	\$0	\$0	\$2,036,055	\$12,216,342
Municipal Income Taxes	12,149,560	0	0	4,584,292	1,519,851	18,253,703
Admission Taxes	188,867	0	0	0	0	188,867
Hotel Taxes	374,953	0	0	0	0	374,953
Permissive Motor Vehicle Taxes	0	0	0	0	224,745	224,745
Charges for Services	459,447	2,024,787	0	0	842,966	3,327,200
Licenses, Permits and Fees	449,730	0	0	0	91,049	540,779
Fines and Forfeitures	221,381	0	0	0	568,747	790,128
Intergovernmental	4,661,239	0	0	53,070	1,937,583	6,651,892
Special Assessments	0	0	300,000	0	0	300,000
Interest	1,919,079	848	283,422	311,070	247,431	2,761,850
Rentals	77,291	74,867	0	0	0	152,158
Contributions and Donations	1,300	0	0	0	38,073	39,373
Franchise Taxes	450,860	0	0	0	0	450,860
Miscellaneous	690,744	11,478	0	625	0	702,847
<i>Total Revenues</i>	<u>31,824,738</u>	<u>2,111,980</u>	<u>583,422</u>	<u>4,949,057</u>	<u>7,506,500</u>	<u>46,975,697</u>
Expenditures						
Current:						
General Government	7,602,214	0	0	0	1,633	7,603,847
Security of Persons and Property	10,122,958	0	0	0	3,793,389	13,916,347
Public Health Services	933,362	0	0	0	855	934,217
Transportation	4,568,331	0	0	705,504	1,229,277	6,503,112
Community Environment	1,448,226	0	0	0	34,517	1,482,743
Basic Utility Services	658,769	0	0	0	82,951	741,720
Leisure Time Activities	806,115	2,443,401	0	0	0	3,249,516
Capital Outlay	30,773	0	0	5,587,153	2,782,776	8,400,702
Debt Service:						
Principal Retirement	0	0	300,000	0	986,743	1,286,743
Interest and Fiscal Charges	0	0	230,059	0	418,768	648,827
Capital Appreciation Bonds Interest	0	0	0	0	134,018	134,018
Bond Issuance Costs	0	0	0	22,878	0	22,878
<i>Total Expenditures</i>	<u>26,170,748</u>	<u>2,443,401</u>	<u>530,059</u>	<u>6,315,535</u>	<u>9,464,927</u>	<u>44,924,670</u>
<i>Excess of Revenues Over (Under) Expenditures</i>	<u>5,653,990</u>	<u>(331,421)</u>	<u>53,363</u>	<u>(1,366,478)</u>	<u>(1,958,427)</u>	<u>2,051,027</u>
Other Financing Sources (Uses)						
Sale of Capital Assets	13,902	0	0	0	0	13,902
Bond Anticipation Notes Issued	0	0	0	9,300,000	0	9,300,000
Bond Anticipation Notes Premium	0	0	0	22,878	0	22,878
Transfers In	0	0	0	0	889,476	889,476
Transfers Out	(460,800)	0	0	(278,676)	(150,000)	(889,476)
<i>Total Other Financing Sources (Uses)</i>	<u>(446,898)</u>	<u>0</u>	<u>0</u>	<u>9,044,202</u>	<u>739,476</u>	<u>9,336,780</u>
<i>Net Change in Fund Balances</i>	<u>5,207,092</u>	<u>(331,421)</u>	<u>53,363</u>	<u>7,677,724</u>	<u>(1,218,951)</u>	<u>11,387,807</u>
<i>Fund Balances Beginning of Year - Restated (See Note 3)</i>	<u>21,255,439</u>	<u>1,644,494</u>	<u>385,368</u>	<u>10,948,425</u>	<u>18,726,759</u>	<u>52,960,485</u>
<i>Fund Balances End of Year</i>	<u>\$26,462,531</u>	<u>\$1,313,073</u>	<u>\$438,731</u>	<u>\$18,626,149</u>	<u>\$17,507,808</u>	<u>\$64,348,292</u>

See accompanying notes to the basic financial statements

City of Westlake, Ohio
*Reconciliation of the Statement of Revenues, Expenditures and Changes
in Fund Balances of Governmental Funds to the Statement of Activities
For the Year Ended December 31, 2009*

Net Change in Fund Balances - Total Governmental Funds \$11,387,807

Amounts reported for governmental activities in the statement of activities are different because

Governmental funds report capital outlays as expenditures. However, in the statement of activities, the cost of those assets is allocated over their estimated useful lives as depreciation expense. This is the amount by which capital outlay exceeded depreciation in the current period.

Capital Asset Additions	11,058,862	
Current Year Depreciation	(6,789,142)	
Total	4,269,720	4,269,720

Governmental funds only report the disposal of capital assets to the extent proceeds are received from the sale. In the statement of activities, a gain or loss is reported for each disposal. (44,855)

Revenues in the statement of activities that do not provide current financial resources are not reported as revenues.

Delinquent Property Taxes	160,896	
Municipal Income Taxes	204,752	
Intergovernmental	68,687	
Special Assessments	(300,000)	
Charges for Services	156,422	
Total	290,757	290,757

Repayment of principal is an expenditure in the governmental funds, but the repayment reduces long-term liabilities in the statement of net assets.

General Obligation Bonds	820,000	
Capital Appreciation Bonds	240,000	
Special Assessment Bonds	300,000	
OPWC Loans Payable	60,761	
Total	1,420,761	1,420,761

Other financing sources in the governmental funds increase long-term liabilities in the statement of net assets.

Bond Anticipation Notes Issued	(9,300,000)	
Premium on Bond Anticipation Notes Issued	(22,878)	
Total	(9,322,878)	(9,322,878)

In the statement of activities, bond issuance costs are amortized over the term of the bonds, whereas in governmental funds a bond issuance expenditure is reported when bonds are issued. 22,878

Some expenses reported in the statement of activities do not require the use of current financial resources and therefore are not reported as expenditures in governmental funds.

Accrued Interest	(81,351)	
Annual Accretion on Capital Appreciation Bonds	(28,266)	
Amortization of Bond Premium	12,610	
Amortization of Note Premium	20,972	
Amortization of Bond Issuance Costs	(40,448)	
Amortization of Loss on Refunding	(10,436)	
Total	(126,919)	(126,919)

Some expenses reported in the statement of activities do not require the use of current financial resources and, therefore, are not reported as expenditures in governmental funds.

Compensated Absences	(516,586)	
Landfill	26,012	
Total	(490,574)	(490,574)

The internal service fund used by management to charge the costs of insurance to individual funds is not reported in entity-wide statement of activities. Governmental expenditures and related internal service fund revenues are eliminated.

The net revenue (expense) of the internal service fund is allocated among the governmental activities. 355,733

Change in Net Assets of Governmental Activities \$7,762,430

See accompanying notes to the basic financial statements

City of Westlake, Ohio
Statement of Revenues, Expenditures and Changes
in Fund Balance - Budget (Non-GAAP Basis) and Actual
General Fund
For the Year Ended December 31, 2009

	<u>Budgeted Amounts</u>		<u>Actual</u>	Variance with
	<u>Original</u>	<u>Final</u>		Final Budget Positive (Negative)
Revenues				
Property Taxes	\$9,705,514	\$9,705,514	\$10,180,287	\$474,773
Municipal Income Taxes	12,300,000	12,300,000	12,390,124	90,124
Admission Taxes	200,000	200,000	188,616	(11,384)
Hotel Taxes	435,000	435,000	381,236	(53,764)
Charges for Services	581,500	581,500	459,147	(122,353)
Licenses, Permits and Fees	450,900	450,900	449,730	(1,170)
Fines and Forfeitures	201,000	201,000	203,375	2,375
Intergovernmental	2,876,381	2,876,381	4,736,259	1,859,878
Interest	1,624,000	1,624,000	1,359,227	(264,773)
Rentals	82,450	82,450	74,580	(7,870)
Contributions and Donations	0	0	1,300	1,300
Franchise Taxes	430,000	430,000	447,216	17,216
Miscellaneous	319,400	319,400	674,901	355,501
<i>Total Revenues</i>	<u>29,206,145</u>	<u>29,206,145</u>	<u>31,545,998</u>	<u>2,339,853</u>
Expenditures				
Current:				
General Government	17,952,239	19,203,512	18,161,744	1,041,768
Security of Persons and Property	10,627,771	10,635,771	10,113,612	522,159
Public Health Services	1,133,031	1,148,881	951,105	197,776
Transportation	5,715,430	5,723,030	5,196,638	526,392
Community Environment	1,604,854	1,609,854	1,485,819	124,035
Basic Utility Services	775,524	775,524	670,645	104,879
Leisure Time Activities	994,024	1,009,424	820,464	188,960
Capital Outlay	297,394	297,394	208,642	88,752
<i>Total Expenditures</i>	<u>39,100,267</u>	<u>40,403,390</u>	<u>37,608,669</u>	<u>2,794,721</u>
<i>Excess of Revenues Under Expenditures</i>	<u>(9,894,122)</u>	<u>(11,197,245)</u>	<u>(6,062,671)</u>	<u>5,134,574</u>
Other Financing Sources (Uses)				
Sale of Capital Assets	0	0	13,902	13,902
Advances In	1,941,700	1,941,700	1,510,000	(431,700)
Advances Out	(51,700)	(51,700)	(51,700)	0
Transfers Out	(460,800)	(460,800)	(460,800)	0
<i>Total Other Financing Sources (Uses)</i>	<u>1,429,200</u>	<u>1,429,200</u>	<u>1,011,402</u>	<u>(417,798)</u>
<i>Net Change in Fund Balance</i>	<u>(8,464,922)</u>	<u>(9,768,045)</u>	<u>(5,051,269)</u>	<u>4,716,776</u>
<i>Fund Balance Beginning of Year</i>	15,779,542	15,779,542	15,779,542	0
Prior Year Encumbrances Appropriated	11,001,020	11,001,020	11,001,020	0
<i>Fund Balance End of Year</i>	<u>\$18,315,640</u>	<u>\$17,012,517</u>	<u>\$21,729,293</u>	<u>\$4,716,776</u>

See accompanying notes to the basic financial statements

City of Westlake, Ohio
Statement of Revenues, Expenditures and Changes
in Fund Balance - Budget (Non-GAAP Basis) and Actual
Recreation Fund
For the Year Ended December 31, 2009

	<u>Budgeted Amounts</u>		<u>Actual</u>	Variance with Final Budget Positive (Negative)
	<u>Original</u>	<u>Final</u>		
Revenues				
Municipal Income Taxes	\$250,000	\$250,000	\$0	(\$250,000)
Charges for Services	2,133,500	2,133,500	2,068,042	(65,458)
Interest	60,000	60,000	0	(60,000)
Rentals	87,500	87,500	74,867	(12,633)
Miscellaneous	7,100	7,100	11,253	4,153
<i>Total Revenues</i>	2,538,100	2,538,100	2,154,162	(383,938)
Expenditures				
Current:				
Leisure Time Activities	2,788,715	2,908,089	2,512,830	395,259
<i>Net Change in Fund Balance</i>	(250,615)	(369,989)	(358,668)	11,321
<i>Fund Balance Beginning of Year</i>	1,597,881	1,597,881	1,597,881	0
Prior Year Encumbrances Appropriated	93,675	93,675	93,675	0
<i>Fund Balance End of Year</i>	<u>\$1,440,941</u>	<u>\$1,321,567</u>	<u>\$1,332,888</u>	<u>\$11,321</u>

See accompanying notes to the basic financial statements

City of Westlake, Ohio
Statement of Fund Net Assets
Proprietary Funds
December 31, 2009

	<u>Business Type Activities - Enterprise Funds</u>			Governmental
	<u>Sewer</u>	<u>Golf Course</u>	<u>Total</u>	Activities - Internal Service Funds
Assets				
<i>Current Assets</i>				
Equity in Pooled Cash and Cash Equivalents	\$8,774,417	\$10,986	\$8,785,403	\$1,245,616
Cash and Cash Equivalents with Escrow Agents	68,334	0	68,334	0
Materials and Supplies Inventory	0	9,569	9,569	0
Accrued Interest Receivable	21,567	0	21,567	112
Accounts Receivable	361,111	0	361,111	30,044
Prepaid Items	177	0	177	24,115
<i>Total Current Assets</i>	<u>9,225,606</u>	<u>20,555</u>	<u>9,246,161</u>	<u>1,299,887</u>
<i>Noncurrent Assets</i>				
Investment in Joint Venture	9,700,845	0	9,700,845	0
Nondepreciable Capital Assets	1,822,042	1,499,176	3,321,218	0
Depreciable Capital Assets, Net	27,006,081	765,306	27,771,387	0
<i>Total Noncurrent Assets</i>	<u>38,528,968</u>	<u>2,264,482</u>	<u>40,793,450</u>	<u>0</u>
<i>Total Assets</i>	<u>47,754,574</u>	<u>2,285,037</u>	<u>50,039,611</u>	<u>1,299,887</u>
Liabilities				
<i>Current Liabilities</i>				
Accounts Payable	51	1,044	1,095	6,885
Contracts Payable	101,646	0	101,646	0
Claims Payable	0	0	0	93,397
Accrued Wages	23,456	7,920	31,376	7,327
Retainage Payable	68,334	0	68,334	0
Intergovernmental Payable	4,890	1,661	6,551	1,485
Unearned Revenue	174,163	0	174,163	0
<i>Total Current Liabilities</i>	<u>372,540</u>	<u>10,625</u>	<u>383,165</u>	<u>109,094</u>
<i>Long-Term Liabilities</i>				
Advances From Other Funds	0	190,000	190,000	0
<i>Total Liabilities</i>	<u>372,540</u>	<u>200,625</u>	<u>573,165</u>	<u>109,094</u>
Net Assets				
Invested in Capital Assets	28,828,123	2,264,482	31,092,605	0
Unrestricted (Deficit)	18,553,911	(180,070)	18,373,841	1,190,793
<i>Total Net Assets</i>	<u>\$47,382,034</u>	<u>\$2,084,412</u>	<u>\$49,466,446</u>	<u>\$1,190,793</u>

See accompanying notes to the basic financial statements

City of Westlake, Ohio
*Statement of Revenues, Expenses
and Changes in Fund Net Assets
Proprietary Funds
For the Year Ended December 31, 2009*

	Business Type Activities - Enterprise Funds			Governmental Activities - Internal Service Funds
	Sewer	Golf Course	Total	
Operating Revenues				
Charges for Services	\$1,657,425	\$410,398	\$2,067,823	\$4,118,726
Tap-In-Fees	47,452	0	47,452	0
Rentals	0	18,665	18,665	0
Miscellaneous	600	7,847	8,447	0
<i>Total Operating Revenues</i>	<u>1,705,477</u>	<u>436,910</u>	<u>2,142,387</u>	<u>4,118,726</u>
Operating Expenses				
Personal Services	374,202	252,056	626,258	215,551
Fringe Benefits	162,424	70,054	232,478	51,539
Contractual Services	1,571,583	65,657	1,637,240	557,317
Materials and Supplies	13,048	55,490	68,538	1,442
Depreciation	1,047,684	39,802	1,087,486	0
Other	58,434	16,783	75,217	0
Claims	0	0	0	2,963,580
<i>Total Operating Expenses</i>	<u>3,227,375</u>	<u>499,842</u>	<u>3,727,217</u>	<u>3,789,429</u>
<i>Operating Income (Loss)</i>	<u>(1,521,898)</u>	<u>(62,932)</u>	<u>(1,584,830)</u>	<u>329,297</u>
Non Operating Revenue (Expenses)				
Interest	59,969	0	59,969	26,436
Equity in Loss of Joint Venture	(179,768)	0	(179,768)	0
<i>Total Non Operating Revenues (Expenses)</i>	<u>(119,799)</u>	<u>0</u>	<u>(119,799)</u>	<u>26,436</u>
<i>Change in Net Assets</i>	(1,641,697)	(62,932)	(1,704,629)	355,733
<i>Net Assets Beginning of Year</i>	<u>49,023,731</u>	<u>2,147,344</u>	<u>51,171,075</u>	<u>835,060</u>
<i>Net Assets End of Year</i>	<u>\$47,382,034</u>	<u>\$2,084,412</u>	<u>\$49,466,446</u>	<u>\$1,190,793</u>

See accompanying notes to the basic financial statements

City of Westlake, Ohio
Statement of Cash Flows
Proprietary Funds
For the Year Ended December 31, 2009

	Business Type Activities - Enterprise Funds			Governmental Activities - Internal Service Funds
	Sewer	Golf Course	Total	
<i>Increase (Decrease) In Cash and Cash Equivalents</i>				
Cash Flows from Operating Activities				
Cash Received from Customers	\$1,685,978	\$429,063	\$2,115,041	\$0
Cash Received from Interfund Services	0	0	0	4,110,651
Cash Received from Other Operating Sources	600	7,847	8,447	0
Cash Received from Tap-In Fees	47,452	0	47,452	0
Cash Payments to Suppliers for Goods and Services	(1,495,078)	(118,562)	(1,613,640)	(575,989)
Cash Payments for Claims	0	0	0	(3,163,050)
Cash Payments for Employee Services and Benefits	(551,586)	(319,719)	(871,305)	(258,278)
Cash Payments for Other Operating Expenses	(58,434)	(16,783)	(75,217)	0
<i>Net Cash Provided by (Used for) Operating Activities</i>	<u>(371,068)</u>	<u>(18,154)</u>	<u>(389,222)</u>	<u>113,334</u>
Cash Flows from Noncapital Financing Activities				
Advance In	0	50,000	50,000	0
Advance Out	0	(60,000)	(60,000)	0
<i>Net Cash Used for Noncapital Financing Activities</i>	<u>0</u>	<u>(10,000)</u>	<u>(10,000)</u>	<u>0</u>
Cash Flows from Capital and Related Financing Activities				
Acquisition of Capital Assets	(413,815)	(5,504)	(419,319)	0
Cash Flows from Investing Activities				
Interest	240,704	0	240,704	26,324
Capital Contributions to Joint Venture	(250,711)	0	(250,711)	0
<i>Net Cash Provided by (Used for) Investing Activities</i>	<u>(10,007)</u>	<u>0</u>	<u>(10,007)</u>	<u>26,324</u>
<i>Net Increase (Decrease) In Cash and Cash Equivalents</i>	(794,890)	(33,658)	(828,548)	139,658
<i>Cash and Cash Equivalents Beginning of Year</i>	<u>9,637,641</u>	<u>44,644</u>	<u>9,682,285</u>	<u>1,105,958</u>
<i>Cash and Cash Equivalents End of Year</i>	<u><u>\$8,842,751</u></u>	<u><u>\$10,986</u></u>	<u><u>\$8,853,737</u></u>	<u><u>\$1,245,616</u></u>

(continued)

City of Westlake, Ohio
Statement of Cash Flows
Proprietary Funds (continued)
For the Year Ended December 31, 2009

	Business Type Activities - Enterprise Funds			Governmental Activities - Internal Service Funds
	Sewer	Golf Course	Total	
Reconciliation of Operating Income (Loss) to Net Cash Provided by Operating Activities				
<i>Operating Income (Loss)</i>	(\$1,521,898)	(\$62,932)	(\$1,584,830)	\$329,297
Adjustments:				
Depreciation	1,047,684	39,802	1,087,486	0
(Increase)/Decrease in Assets:				
Accounts Receivable	29,609	0	29,609	(8,075)
Materials and Supplies Inventory	0	3,294	3,294	0
Prepaid Items	(177)	0	(177)	(24,115)
Increase/(Decrease) in Liabilities:				
Accounts Payable	(530)	(698)	(1,228)	6,885
Contracts Payable	90,260	0	90,260	0
Accrued Wages	5,460	1,692	7,152	7,327
Retainage Payable	(22,567)	0	(22,567)	0
Intergovernmental Payable	2,147	688	2,835	1,485
Unearned Revenue	(1,056)	0	0	0
Claims Payable	0	0	0	(199,470)
<i>Net Cash Provided by Operating Activities</i>	<u>(\$371,068)</u>	<u>(\$18,154)</u>	<u>(\$389,222)</u>	<u>\$113,334</u>

See accompanying notes to the basic financial statements

City of Westlake, Ohio
Statement of Fiduciary Assets and Liabilities
Agency Funds
December 31, 2009

Assets

Equity in Pooled Cash and Cash Equivalents	<u><u>\$1,193,711</u></u>
--	---------------------------

Liabilities

Deposits Held and Due to Others	<u><u>\$1,193,711</u></u>
---------------------------------	---------------------------

See accompanying notes to the basic financial statements

City of Westlake, Ohio
Notes to the Basic Financial Statements
For the Year Ended December 31, 2009

Note 1 – Reporting Entity

The City of Westlake is a home rule municipal corporation established under the laws of the State of Ohio which operates under its own Charter. The current Charter, which provides for a Council/Mayor form of government, was adopted in 1956.

A reporting entity is comprised of the primary government, component units, and other organizations that are included to ensure that the financial statements are not misleading. This definition of reporting entity is found in GASB Statement No. 14, “The Financial Report Entity”.

The City of Westlake’s primary government consists of all funds and departments which are not legally separate from the City. They include a police force, a fire fighting force, and a street maintenance and sanitation force, planning and zoning departments, a parks and recreation system, a sewer system, one golf course, and a staff to provide essential support to these service providers.

Component units are legally separate organizations for which the City is financially accountable. The City is financially accountable for an organization if the City appoints a voting majority of the organization’s governing board and (1) the City is able to significantly influence the programs or services performed or provided by the organization; or (2) the City is legally entitled to or can otherwise access the organization’s resources; the City is legally obligated or has otherwise assumed the responsibility to finance the deficits of, or provide financial support to, the organization; or the City is obligated for the debt of the organization. Component units may also include organizations which are fiscally dependent on the City in that the City approves the budget, the issuance of debt, or the levying of taxes. The reporting entity of the City does not include any component units.

The Rocky River Wastewater Treatment Plant is a joint venture, owned and operated by the cities of Westlake, Rocky River, Bay Village and Fairview Park. The mayors of each city serve during their term in office as members of the Management Committee of the Rocky River Wastewater Treatment Plant. Each City is responsible for a percentage of the operating expenses of the plant based on volume of flow into the plant (See Note 20).

The City is associated with four jointly governed organizations, the West Shore Council of Governments, Tri-City Park, Safe Air For Environment (S.A.F.E) Council of Governments, and West Shore Area Rescue Association. These organizations are presented in Note 21 to the basic financial statements.

The City is also associated with the Westlake Community Improvement Corporation (WCIC). The WCIC is a not-for-profit corporation which was founded in 1976. The seven-member Board, which consists of three elected officials of the City and four members appointed by the trustees promotes industrial, commercial, distribution and research activities within the City. The City does not have a majority control in the Board and therefore, has been excluded from the reporting entity.

Note 2 – Summary of Significant Accounting Policies

The financial statements of the City of Westlake have been prepared in conformity with generally accepted accounting principles (GAAP) as applied to governmental units. The Governmental Accounting Standards Board (GASB) is the accepted standard-setting body for establishing governmental accounting and financial reporting principles. The City also applies Financial Accounting Standards Board (FASB) statements and interpretations issued on or before November 30, 1989, to its governmental and business-type activities and to its proprietary funds unless those pronouncements conflict with or contradict GASB pronouncements.

City of Westlake, Ohio
Notes to the Basic Financial Statements
For the Year Ended December 31, 2009

The City has elected not to apply FASB statements after November 30, 1989 to its business-type activities and its enterprise funds. The more significant of the City's accounting policies are described below.

Basis of Presentation

The City's basic financial statements consist of government-wide statements, including a statement of net assets and a statement of activities, and fund financial statements, which provide a more detailed level of financial information.

Government-wide Financial Statements The statement of net assets and the statement of activities display information about the City as a whole. These statements include the financial activities of the primary government, except for fiduciary funds. The activities of the internal service funds are eliminated to avoid "doubling up" revenues and expenses. The statements distinguish between those activities of the City that are governmental and those that are considered business-type.

The statement of net assets presents the financial condition of the governmental and business-type activities of the City at year-end. The statement of activities presents a comparison between direct expenses and program revenues for each program or function of the City's governmental activities and for the business-type activities of the City. Direct expenses are those that are specifically associated with a service, program or department and therefore clearly identifiable to a particular function. Program revenues include charges paid by the recipient of the goods or services offered by the program, grants and contributions that are restricted to meeting the operational or capital requirements of a particular program or interest earned on grants that is required to be used to support a particular program. Revenues which are not classified as program revenues are presented as general revenues of the City, with certain limited exceptions. The comparison of direct expenses with program revenues identifies the extent to which each governmental program or business activity is self-financing or draws from the general revenues of the City.

Fund Financial Statements During the year, the City segregates transactions related to certain City functions or activities in separate funds in order to aid financial management and to demonstrate legal compliance. Fund financial statements are designed to present financial information of the City at this more detailed level. The focus of governmental and enterprise fund financial statements is on major funds. Each major fund is presented in a separate column. Nonmajor funds are aggregated and presented in a single column. The internal service funds are presented in a single column on the face of the proprietary fund statements. Fiduciary funds are reported by type.

Fund Accounting

The City uses funds to maintain its financial records during the year. A fund is defined as a fiscal and accounting entity with a self balancing set of accounts. There are three categories of funds: governmental, proprietary and fiduciary.

Governmental Funds Governmental funds are those through which most governmental functions are financed. Governmental fund reporting focuses on the sources, uses and balances of current financial resources. Expendable assets are assigned to the various governmental funds according to the purposes for which they may or must be used. Current liabilities are assigned to the fund from which they will be paid. The difference between governmental fund assets and liabilities is reported as fund balance. The following are the City's major governmental funds:

City of Westlake, Ohio
Notes to the Basic Financial Statements
For the Year Ended December 31, 2009

General Fund The general fund accounts and reports for all financial resources not accounted for and reported in another fund. The general fund balance is available to the City for any purpose provided it is expended or transferred according to the charter of the City of Westlake and/or the general laws of Ohio.

Recreation Fund The recreation fund accounts for membership and program fees and one-eighth percent voted income tax to be used for the operation and maintenance of recreation programs and the recreation center.

Special Assessment Bond Retirement Fund The special assessment bond retirement fund accounts for resources used for the retirement of debt issued to finance public improvements deemed to benefit the properties against which special assessments are levied.

Issue 11 Improvements Fund This fund accounts for the costs of all capital projects funded by a 3/8 percent voted increase in the municipal income tax.

The other governmental funds of the City account for grants and other resources whose use is restricted, committed or assigned to a particular purpose.

Proprietary Funds Proprietary fund reporting focuses on the determination of operating income, changes in net assets, financial position and cash flows. Proprietary funds are classified as either enterprise or internal service.

Enterprise Funds Enterprise funds may be used to account for any activity for which a fee is charged to external users for goods or services. The sewer fund is the City's major enterprise fund.

Sewer Fund The sewer fund accounts for the provision of sanitary sewer service to the residents and commercial users located within the City.

Golf Course Fund The golf course fund accounts for the operations of the City owned golf course.

Internal Service Fund Internal service funds account for the financing of services provided by one department or agency to other departments or agencies of the City on a cost-reimbursement basis. The City's internal service funds report on a self-insurance program for employee hospital/medical, prescription, dental and vision insurance benefits and City department costs of the information technology department.

Fiduciary Funds Fiduciary fund reporting focuses on net assets and changes in net assets. The fiduciary fund category is split into four classifications: pension trust funds, investment trust funds, private-purpose trust funds and agency funds. Trust funds are used to account for assets held by the City under a trust agreement for individuals, private organizations, or other governments and are therefore not available to support the City's own program. The City has no trust funds. Agency funds are custodial in nature (assets equal liabilities) and do not involve measurement of results of operations. The City's agency funds account for central dispatching services for the West Shore Council of Governments, deposits held for contractors and developers and assessments due to other governments.

City of Westlake, Ohio
Notes to the Basic Financial Statements
For the Year Ended December 31, 2009

Measurement Focus

Government-wide Financial Statements The government-wide financial statements are prepared using a flow of economic resources measurement focus. All assets and liabilities associated with the operation of the City are included on the Statement of Net Assets. The Statement of Activities presents increases (i.e. revenues) and decreases (i.e. expenses) in total net assets.

Fund Financial Statements All governmental funds are accounted for using a flow of current financial resources measurement focus. With this measurement focus, only current assets and current liabilities generally are included on the balance sheet. The statement of revenues, expenditures and changes in fund balances reports on the sources (i.e., revenues and other financing sources) and uses (i.e., expenditures and other financing uses) of current financial resources. This approach differs from the manner in which the governmental activities of the government-wide financial statements are prepared. Governmental fund financial statements therefore include a reconciliation with brief explanations to better identify the relationship between the government-wide statements and the statements for the governmental funds.

Like the government-wide statements, all proprietary funds are accounted for on a flow of economic resources measurement focus. All assets and all liabilities associated with the operation of these funds are included on the statement of fund net assets. The statement of revenues, expenses and changes in fund net assets presents increases (i.e., revenues) and decreases (i.e., expenses) in total net assets. The statement of cash flows provides information about how the City finances and meets the cash flow needs of its proprietary activities.

Basis of Accounting

Basis of accounting determines when transactions are recorded in the financial records and reported on the financial statements. Government-wide financial statements are prepared using the accrual basis of accounting; proprietary and fiduciary funds also use the accrual basis of accounting. Governmental funds use the modified accrual basis of accounting. Differences in the accrual and modified accrual basis of accounting arise in the recognition of revenue, the recording of deferred revenue and in the presentation of expenses versus expenditures.

Revenues – Exchange and Nonexchange Transactions Revenue resulting from exchange transactions, in which each party gives and receives essentially equal value, is recorded on the accrual basis when the exchange takes place. On a modified accrual basis, revenue is recorded in the year in which the resources are measurable and become available. Available means that the resources will be collected within the current year or are expected to be collected soon enough thereafter to be used to pay liabilities of the current year. For the City, available means expected to be received within sixty days of year end.

Nonexchange transactions, in which the City receives value without directly giving equal value in return, include income taxes, property taxes, grants, entitlement and donations. On an accrual basis, revenue from income taxes is recognized in the period in which the income is earned. Revenue from property taxes is recognized in the year for which the taxes are levied (See Note 9). Revenue from grants, entitlements and donations is recognized in the year in which all eligibility requirements have been satisfied. Eligibility requirements include timing requirements, which specify the year when the resources are required to be used or the year when use is first permitted, matching requirements, in which the City must provide local resources to be used for a specified purpose, and expenditure requirements, in which the resources are provided to the City on a reimbursement basis. On the modified accrual basis, revenue from nonexchange transactions must also be available before it can be recognized.

City of Westlake, Ohio
Notes to the Basic Financial Statements
For the Year Ended December 31, 2009

Under the modified accrual basis, the following revenue sources are considered to be both measurable and available at year-end: income tax, state-levied locally shared taxes (including gasoline tax and motor vehicle license fees), fines and forfeitures, interest, grants and entitlements and rentals.

Deferred Revenue Deferred revenue arises when assets are recognized before revenue recognition criteria have been satisfied.

Property taxes for which there is an enforceable legal claim as of December 31, 2009, but which were levied to finance year 2010 operations, have been recorded as deferred revenue. Grants and entitlements received before the eligibility requirements are met are also recorded as deferred revenue.

On governmental fund financial statements, receivables that will not be collected within the available period have also been reported as deferred revenue.

Unearned Revenues On enterprise fund financial statements, revenue received as of December 31, 2009, for 2010 services, has been recorded as unearned revenue.

Expenses/Expenditures On the accrual basis of accounting, expenses are recognized at the time they are incurred.

The measurement focus of governmental fund accounting is on decreases in net financial resources (expenditures) rather than expenses. Expenditures are generally recognized in the accounting period in which the related fund liability is incurred, if measurable. Allocations of costs, such as depreciation and amortization, are not recognized in governmental funds.

Budgetary Data

All funds, except agency funds, are legally required to be budgeted and appropriated. The major documents prepared are the tax budget, the certificate of estimated resources, and the appropriations resolution, all of which are prepared on the budgetary basis of accounting. The tax budget demonstrates a need for existing or increased tax rates. The certificate of estimated resources establishes a limit on the amount Council may appropriate. The appropriations resolution is Council's authorization to spend resources and set annual limits on expenditures plus encumbrances at the level of control selected by Council. The legal level of control has been established by Council at the object level within each department in the general fund and at the object level (salaries and other expenses) for all other funds. Budgetary modifications may only be made by resolution of the City Council at the legal level of control.

The certificate of estimated resources may be amended during the year if projected increases or decreases in revenue are identified by the Finance Director. The amounts reported as the original and final budgeted amounts on the budgetary statements reflect the amount on the amended certificate of estimated resources in effect at the time the original and final appropriations were enacted by Council.

The appropriation resolution is subject to amendment throughout the year with the restriction that appropriations cannot exceed estimated resources. The amounts reported as original budgeted amounts reflect the first appropriation resolution for that fund that covered the entire year, including amounts automatically carried forward from prior years. The amounts reported as the final budgeted amounts represent the final appropriation amounts passed by Council during that year.

City of Westlake, Ohio
Notes to the Basic Financial Statements
For the Year Ended December 31, 2009

Pooled Cash and Cash Equivalents

To improve cash management, cash received by the City is pooled. Monies for all funds, including proprietary funds, are maintained in this pool. Individual fund integrity is maintained through the City's records. Interest in the pool is presented as "equity in pooled cash and cash equivalents".

During 2009, investments were limited to non-negotiable certificates of deposit, federal agency securities, U.S. treasury bills, and STAROhio. Non-negotiable certificates of deposit are reported at cost. Investments are reported at fair value, which is based on quoted market price or current share.

STAR Ohio is an investment pool, managed by the State Treasurer's Office, which allows governments within the State to pool their funds for investment purposes. STAR Ohio is not registered with the SEC as an investment company, but does operate in a manner consistent with Rule 2a7 of the Investment Company Act of 1940. Investments in STAR Ohio are valued at STAR Ohio's share price, which is the price the investment could be sold for on December 31, 2009.

Interest earnings are allocated to City funds according to State statutes, City Charter, grant requirements, or debt related restrictions. Interest revenue credited to the general fund during 2009 was \$1,919,079, which includes \$576,521 assigned from other City funds.

Cash held for the City by The Bank of New York, for the payment of debt principal and interest as they come due, is included on the financial statements as "Cash and Cash Equivalents with Fiscal Agents".

Cash and cash equivalents that are held separately by the City for payment of retainage to contractors upon project completion are recorded as "Cash and Cash Equivalents with Escrow Agents".

Investments of the cash management pool and investments with an original maturity of three months or less at the time of purchase are presented on the financial statements as cash equivalents.

Materials and Supplies Inventory

Inventories are presented at cost on a first-in, first-out basis and are expended/expensed when used. Inventory consists of expendable supplies held for consumption, using the consumption method.

Prepaid Items

Payments made to vendors for services that will benefit periods beyond December 31, 2009 are recorded as prepaid items using the consumption method. A current asset for the prepaid amount is recorded at the time of the purchase and an expenditure/expense is reported the year in which services are consumed.

Restricted Assets

Assets are reported as restricted when limitations on their use change in nature or normal understanding of the availability of the asset. Such constraints are either externally imposed by creditors, contributors, grantors, or laws of other governments or imposed by law through constitutional provisions or enabling legislation. Restricted assets in the general fund represent money set aside for unclaimed monies.

City of Westlake, Ohio
Notes to the Basic Financial Statements
For the Year Ended December 31, 2009

Capital Assets

General capital assets are capital assets which are associated with and generally arise from governmental activities. They generally result from expenditures in the governmental funds. General capital assets are reported in the governmental activities column of the government-wide statement of net assets but are not reported in the fund financial statements. Capital assets utilized by the proprietary funds are reported both in the business-type activities column of the government-wide statement of net assets and in the respective funds.

All capital assets are capitalized at cost (or estimated historical cost) and updated for additions and retirements during the year. Donated capital assets are recorded at their fair market values as of the date received. The City was able to estimate the historical cost for the initial reporting of infrastructure by backtrending (i.e. estimating the current replacement cost of the infrastructure to be capitalized and using an appropriate price-level index to deflate the cost to the acquisition year or estimated acquisition year). The City maintains a capitalization threshold of one thousand dollars. Improvements are capitalized; the costs of normal maintenance and repairs that do not add to the value of the asset or materially extend an asset's life are not. Interest incurred during the construction of proprietary fund capital assets is also capitalized.

All capital assets are depreciated except for land and construction in progress. Improvements are depreciated over the remaining useful lives of the related capital assets. Useful lives for infrastructure were estimated based on the City's historical records of necessary improvements and replacement. Depreciation is computed using a straight-line method over the following useful lives:

Description	Governmental Activities Estimated Lives	Business-Type Activities Estimated Lives
Buildings and Improvements	50 years	50 years
Land Improvements	N/A	20 years
Machinery and Equipment	5 years	5 years
Furniture and Fixtures	10 years	10 years
Vehicles	2 - 15 years	2 - 15 years
Infrastructure	20 - 50 years	50 years

The City's infrastructure consists of roads, water mains, storm sewers, culverts, traffic signals and bridges and includes infrastructure acquired prior to December 31, 1980.

Interfund Balances

On fund financial statements, outstanding interfund loans and unpaid amounts for interfund services are reported as "interfund receivables/payables". Interfund loans which do not represent available expendable resources are classified as nonspendable fund balance. Interfund balance amounts are eliminated in the statement of net assets, except for any net residual amounts due between governmental and business-type activities, which are presented as internal balances.

On fund financial statements, long-term interfund loans, reported as "advances to/from other funds", are classified as nonspendable fund balance which indicate that they are not in spendable form even though it is a component of net current assets. Repayment is expected to be made within a reasonable period of time.

City of Westlake, Ohio
Notes to the Basic Financial Statements
For the Year Ended December 31, 2009

Compensated Absences

Vacation benefits are accrued as a liability as the benefits are earned if the employees' rights to receive compensation are attributable to services already rendered and it is probable that the employer will compensate the employees for the benefits through paid time off or some other means. The City records a liability for all accumulated unused vacation time when earned for all employees with more than one year of service.

Sick leave benefits are accrued as a liability using the vesting method. The liability includes the employees who are currently eligible to receive termination benefits and those that the City has identified as probable of receiving payment in the future (those employees who will be eligible to receive termination payments in the next twenty years). The amount is based on accumulated sick leave and employee wage rates at year end taking into consideration any limits specified in the City's termination policy.

The entire compensated absence liability is reported on the government-wide financial statements.

On the governmental fund financial statements, compensated absences are recognized as a liability and expenditure to the extent payments come due each period upon the occurrence of employee resignations and retirements. These amounts are recorded in the account "Matured Compensated Absences Payable" in the general fund.

Accrued Liabilities and Long-term Obligations

All payables, accrued liabilities and long-term obligations are reported in the government-wide financial statements, and all payables, accrued liabilities and long-term obligations payable from proprietary funds are reported on the proprietary fund financial statements.

In general, governmental fund payables and accrued liabilities that, once incurred, are paid in a timely manner and in full from current financial resources, are reported as obligations of the funds. However, claims and judgments, compensated absences, and contractually required pension contributions that will be paid from governmental funds are reported as a liability in the fund financial statements only to the extent that they are due for payment during the current year. Bonds and long-term loans are recognized as a liability on the governmental fund financial statements when due.

Fund Balance

Fund balance is divided into five classifications based primarily on the extent to which the City is bound to observe constraints imposed upon the use of the resources in the governmental funds. The classifications are as follows:

Nonspendable The nonspendable fund balance category includes amounts that cannot be spent because they are not in spendable form, or legally or contractually required to be maintained intact. The "not in spendable form" criterion includes items that are not expected to be converted to cash. It also includes the long-term amount of interfund loans.

Restricted Fund balance is reported as restricted when constraints placed on the use of resources are either externally imposed by creditors (such as through debt covenants), grantors, contributors, or laws or regulations of other governments or is imposed by law through constitutional provisions or enabling legislation (City ordinances).

City of Westlake, Ohio
Notes to the Basic Financial Statements
For the Year Ended December 31, 2009

Enabling legislation authorizes the City to assess, levy, charge, or otherwise mandate payment of resources (from external resource providers) and includes a legally enforceable requirement that those resources be used only for the specific purposes stipulated in the legislation. Legal enforceability means that the City can be compelled by an external party—such as citizens, public interest groups, or the judiciary to use resources created by enabling legislation only for the purposes specified by the legislation.

Committed The committed fund balance classification includes amounts that can be used only for the specific purposes imposed by formal action (ordinance or resolution) of City Council. Those committed amounts cannot be used for any other purpose unless City Council removes or changes the specified use by taking the same type of action (ordinance or resolution) it employed to previously commit those amounts. In contrast to fund balance that is restricted by enabling legislation, committed fund balance classification may be redeployed for other purposes with appropriate due process. Constraints imposed on the use of committed amounts are imposed by City Council, separate from the authorization to raise the underlying revenue; therefore, compliance with these constraints are not considered to be legally enforceable. Committed fund balance also incorporates contractual obligations to the extent that existing resources in the fund have been specifically committed for use in satisfying those contractual requirements.

Assigned Amounts in the assigned fund balance classification are intended to be used by the City for specific purposes but do not meet the criteria to be classified as restricted or committed. In governmental funds other than the general fund, assigned fund balance represents the remaining amount that is not restricted or committed. In the general fund, assigned amounts represent intended uses established by City Council or a City official delegated that authority by City Charter or ordinance, or by State Statute.

Unassigned Unassigned fund balance is the residual classification for the general fund and includes all spendable amounts not contained in the other classifications. In other governmental funds, the unassigned classification is used only to report a deficit balance resulting from overspending for specific purposes for which amounts had been restricted, committed, or assigned.

The City applies restricted resources first when expenditures are incurred for purposes for which either restricted or unrestricted (committed, assigned, and unassigned) amounts are available. Similarly, within unrestricted fund balance, committed amounts are reduced first followed by assigned, and then unassigned amounts when expenditures are incurred for purposes for which amounts in any of the unrestricted fund balance classifications could be used.

Net Assets

Net assets represent the difference between assets and liabilities. Net assets invested in capital assets, net of related debt consists of capital assets, net of accumulated depreciation, reduced by the outstanding balances of any borrowing used for the acquisition, construction or improvement of those assets. Net assets are reported as restricted when there are limitations imposed on their use either through enabling legislation adopted by the City or through external restrictions imposed by creditors, grantors or laws or regulations of other governments.

Net assets restricted for other purposes include street and state highway maintenance and repair, security of persons and property through the police and fire departments, community development and recreational activities. The City applies restricted resources when an expense is incurred for purposes for which both restricted and unrestricted net assets are available.

City of Westlake, Ohio
Notes to the Basic Financial Statements
For the Year Ended December 31, 2009

Operating Revenues and Expenses

Operating revenues are those revenues that are generated directly from the primary activity of the proprietary funds. For the City, these revenues are charges for services for sewer services, golf, self-insurance programs and information technology. Operating expenses are necessary costs that have been incurred in order to provide the good or service that is the primary activity of the fund. All revenues and expenses not meeting this definition are reported as nonoperating.

Interfund Activity

Transfers between governmental and business-type activities on the government-wide statements are reported in the same manner as general revenues. Transfers between governmental activities are eliminated on the government-wide financial statements. Internal allocations of overhead expenses from one function to another or within the same function are eliminated on the Statement of Activities. Interfund payments for services provided and used are not eliminated.

Exchange transactions between funds are reported as revenues in the seller funds and as expenditures/expenses in the purchaser funds. Flows of cash or goods from one fund to another without a requirement for a repayment are reported as interfund transfers. Interfund transfers are reported as other financing sources/uses in governmental funds and after nonoperating revenues/expenses in proprietary funds. Repayments from funds responsible for particular expenditures/expenses to the funds that initially paid for them are presented on the financial statements.

Bond Issuance Costs

On the government-wide financial statements, bond issuance costs are deferred and amortized over the term of the applicable bonds using the effective interest method. Within the governmental fund statements, bond issuance costs are expended when incurred.

As permitted by State statute, the City paid bond issuance costs from the bond proceeds and therefore does not consider that portion of the debt to be capital-related debt. That portion of the debt was offset against the unamortized bond issuance cost which were included in the determination of unrestricted net assets. Reporting both within the same element of net assets prevents one classification from being overstated while another is understated by the same amount.

Bond Premium

On the government-wide financial statements, bond premiums are deferred and amortized over the term of the bonds using the effective interest method. Bond premiums are presented as an increase of the face amount of the bonds payable. On the governmental fund statements, bond premiums are receipted in the year the bonds are issued.

Gain/Loss on Refunding

On the government-wide financial statements, the difference between the reacquisition price (funds required to refund the old debt) and the net carrying amount of the old debt, the gain/loss on refunding, is being amortized as a component of interest expense. This deferred amount is amortized over the life of the old debt or the life of the new debt, whichever is shorter, using the effective interest method.

City of Westlake, Ohio
Notes to the Basic Financial Statements
For the Year Ended December 31, 2009

Extraordinary and Special Items

Extraordinary items are transactions or events that are both unusual in nature and infrequent in occurrence. Special items are transactions or events that are within the control of the City Administration and that are either unusual in nature or infrequent in occurrence.

Estimates

The preparation of the financial statements in conformity with generally accepted accounting principles requires management to make estimates and assumptions that affect the amounts reported in the financial statements and accompanying notes. Actual results may differ from those estimates.

Note 3 – Changes in Accounting Principles and Restatement of Prior Year’s Fund Balance

Changes in Accounting Principles

For fiscal year 2009, the City has implemented Governmental Accounting Standard Board (GASB) Statement No. 52, “Land and Other Real Estate Held as Investments by Endowments”, Statement No. 53, “Accounting and Financial Reporting for Derivative Instruments”, Statement No. 54, “Fund Balance Reporting and Governmental Fund Type Definitions”, Statement No. 55, “The Hierarchy of Generally Accepted Accounting Principles for State and Local Governments,” Statement No. 56, “Codification of Accounting and Financial Reporting Guidance Contained in the AICPA Statements on Auditing Standards”, Statement No. 57, “OPEB Measurements by Agent Employers and Agent Multiple-Employer Plans”, and Statement No. 58, “Accounting and Financial Reporting for Chapter 9 Bankruptcies”.

GASB Statement No. 52 establishes consistent standards for the reporting of land and other real estate held as investments by essentially similar entities. It requires endowments to report their land and other real estate investments at fair value. Governments are also required to report the changes in fair value as investment income and to disclose the methods and significant assumptions employed to determine fair value. The implementation of this statement did not result in any change in the City’s financial statements.

GASB Statement No. 53 addresses the recognition, measurement, and disclosure of information regarding derivative instruments entered into by state and local governments. It requires governments to measure derivative instruments, with the exception of synthetic guaranteed investment contracts that are fully benefit-responsive, at fair value in their economic resources measurement focus financial statements. The implementation of this statement did not result in any change in the City’s financial statements.

GASB Statement No. 54 enhances the usefulness of fund balance information by providing clearer fund balance classifications that can be more consistently applied and by clarifying the existing governmental fund type definitions. This statement establishes fund balance classifications that comprise a hierarchy based primarily on the extent to which a government is bound to observe constraints imposed upon the use of the resources reported in governmental funds. The implementation of this statement resulted in the reclassification of certain funds and restatement of the City’s financial statements.

GASB Statement No. 55 incorporates the hierarchy of generally accepted accounting principles (GAAP) for state and local governments into the GASB authoritative literature. The GAAP hierarchy consists of the sources of accounting principles used in the preparation of financial statements of state and local governmental entities that are presented in conformity with GAAP, and the framework for selecting those principles. The implementation of this statement did not result in any change in the City’s financial statements.

City of Westlake, Ohio
Notes to the Basic Financial Statements
For the Year Ended December 31, 2009

GASB Statement No. 56 incorporates accounting and financial reporting guidance previously only contained in the American Institute of Certified Public Accountants' and auditing literature into the GASB's accounting and financial reporting literature for state and local governments. The statement's guidance addresses related party transactions, going concern considerations, and subsequent events from the AICPA literature. The implementation of this statement did not result in any change in the City's financial statements.

GASB Statement No. 57 addresses issues related to the use of the alternative measurement method and the frequency and timing of measurements by employers that participate in agent multiple-employer other postemployment benefit (OPEB) plans (that is, agent employers). The requirements in this Statement will allow more agent employers to use the alternative measurement method to produce actuarially based information for purposes of financial reporting and clarify that OPEB measures reported by agent multiple-employer OPEB plans and their participating employers should be determined at the same minimum frequency and as of a common date to improve the consistency of reporting with regard to funded status and funding progress information. The implementation of this statement did not result in any change in the City's financial statements.

GASB Statement No. 58 provides accounting and financial reporting guidance for governments that have petitioned for protection from creditors by filing for bankruptcy under Chapter 9 of the United States Bankruptcy Code. The requirements in this Statement will provide more consistent recognition, measurement, display, and disclosure guidance for governments that file for Chapter 9 bankruptcy. The implementation of this statement did not result in any change in the City's financial statements.

Restatement of Prior Year's Fund Balance

During 2009, it was determined that the central dispatching fund was improperly classified as a special revenue fund. This misclassification and the implementation of GASB Statement No. 54 had the following effect on fund balances of the major and nonmajor funds as they were previously reported.

	General Fund	Recreation	Special Assessment Bond Retirement	Issue 11 Improvements	Nonmajor Governmental Funds	Total
Fund Balance at December 31, 2008	\$19,137,508	\$1,644,494	\$385,368	\$10,948,425	\$20,953,062	\$53,068,857
GASB 54 Change in in Fund Structure	2,117,931	0	0	0	(2,117,931)	0
Misclassification Change in Fund Structure	0	0	0	0	(108,372)	(108,372)
Adjusted Fund Balance at December 31, 2008	<u>\$21,255,439</u>	<u>\$1,644,494</u>	<u>\$385,368</u>	<u>\$10,948,425</u>	<u>\$18,726,759</u>	<u>\$52,960,485</u>

As a result of the fund reclassification, net assets for governmental activities decreased \$108,372 from \$171,187,806 to \$171,079,434 as of December 31, 2008.

City of Westlake, Ohio
Notes to the Basic Financial Statements
For the Year Ended December 31, 2009

Note 4 – Fund Balances

Fund balance is classified as nonspendable, restricted, committed, assigned and/or unassigned based primarily on the extent to which the City is bound to observe constraints imposed upon the use of the resources in the government funds. The constraints placed on fund balance for the major governmental funds and all other governmental funds are presented below:

Fund Balances	General Fund	Recreation	Special Assessments Bond Retirement	Issue 11 Improvements	Nonmajor Governmental Funds	Total
<u>Nonspendable:</u>						
Interfund loans	\$240,000	\$0	\$0	\$0	\$0	\$240,000
Prepays	171,015	859	0	0	1,033	172,907
Inventory	330,192	1,677	0	0	0	331,869
Cemetery	0	0	0	0	530,226	530,226
<i>Total Nonspendable</i>	<u>741,207</u>	<u>2,536</u>	<u>0</u>	<u>0</u>	<u>531,259</u>	<u>1,275,002</u>
<u>Restricted for:</u>						
Road improvements	0	0	0	0	3,044,192	3,044,192
Police and fire departments	0	0	0	0	1,187,767	1,187,767
Law enforcement	0	0	0	0	673,568	673,568
Drug and alcohol enforcement	0	0	0	0	119,715	119,715
Juvenile diversion	0	0	0	0	1,722	1,722
Unclaimed monies	724,849	0	0	0	0	724,849
Natural disaster restoration	0	0	0	0	37	37
West/Bay ecological	0	0	0	0	145,318	145,318
Emergency medical services	0	0	0	0	968,440	968,440
Sanitary sewer improvements	0	0	0	0	4,422,118	4,422,118
Sidewalks	0	0	0	0	157,391	157,391
Construction and improvement of City facilities	0	0	0	0	4,675,573	4,675,573
Debt service payments	0	0	438,731	0	1,387,542	1,826,273
Issue 11 improvements	0	0	0	18,626,149	0	18,626,149
<i>Total Restricted</i>	<u>724,849</u>	<u>0</u>	<u>438,731</u>	<u>18,626,149</u>	<u>16,783,383</u>	<u>36,573,112</u>
<u>Committed to:</u>						
Recreation	0	1,310,537	0	0	0	1,310,537
Other purposes	0	0	0	0	181,146	181,146
<i>Total Committed</i>	<u>\$0</u>	<u>\$1,310,537</u>	<u>\$0</u>	<u>\$0</u>	<u>\$181,146</u>	<u>\$1,491,683</u>

(continued)

City of Westlake, Ohio
Notes to the Basic Financial Statements
For the Year Ended December 31, 2009

Fund Balances	General Fund	Recreation	Special Assessments Bond Retirement	Issue 11 Improvements	Nonmajor Governmental Funds	Total
<u>Assigned to:</u>						
Compensated absences	1,623,670	0	0	0	0	1,623,670
Safety town	8,985	0	0	0	0	8,985
Equipment replacement	7,577,848	0	0	0	0	7,577,848
Cable Television Programming	2,226,058	0	0	0	0	2,226,058
Swimming pool operations	35,265	0	0	0	0	35,265
Community services	56,003	0	0	0	0	56,003
Cemetery operations	262,613	0	0	0	0	262,613
Service center construction	0	0	0	0	15,607	15,607
Other purposes	836,796	0	0	0	0	836,796
<i>Total Assigned</i>	<u>12,627,238</u>	<u>0</u>	<u>0</u>	<u>0</u>	<u>15,607</u>	<u>12,642,845</u>
Unassigned (Deficits):	<u>12,369,237</u>	<u>0</u>	<u>0</u>	<u>0</u>	<u>(3,587)</u>	<u>12,365,650</u>
Total Fund Balances	<u>\$26,462,531</u>	<u>\$1,313,073</u>	<u>\$438,731</u>	<u>\$18,626,149</u>	<u>\$17,507,808</u>	<u>\$64,348,292</u>

Note 5 – Accountability

The deficit fund balance in the Issue 2 Improvements capital projects fund, in the amount of \$3,587, is the result of interfund loans which are used to finance activities until resources are available to repay the general fund.

Note 6 – Budgetary Basis of Accounting

While the City is reporting financial position, results of operations, and changes in fund balances on the basis of generally accepted accounting principles (GAAP), the budgetary basis as provided by law is based upon accounting for certain transactions on a basis of cash receipts, disbursements, and encumbrances. The Statements of Revenues, Expenditures, and Changes in Fund Balance – Budget (Non-GAAP Basis) and Actual presented for the general fund and the recreation major special revenue fund are presented on the budgetary basis to provide a meaningful comparison of actual results with the budget. The major differences between the budget basis and the GAAP basis are that:

- (a) Revenues are recorded when received in cash (budget basis) as opposed to when susceptible to accrual (GAAP basis).
- (b) Expenditures are recorded when paid in cash (budget basis) as opposed to when the liability is incurred (GAAP basis).
- (c) Encumbrances are treated as expenditures (budget basis) rather than as restricted, committed or assigned fund balance (GAAP).
- (d) Advances-In and Advances-Out are operating transactions (budget basis) as opposed to balance sheet transactions (GAAP).
- (e) Investments are reported at fair value (GAAP) rather than cost (budget basis).

City of Westlake, Ohio
Notes to the Basic Financial Statements
For the Year Ended December 31, 2009

The following table summarizes the adjustments necessary to reconcile the GAAP basis statements to the budget basis statements for the general fund and the recreation special revenue fund.

	General	Recreation
GAAP Basis	\$5,207,092	(\$331,421)
Net Adjustment for Revenue Accruals	(246,157)	42,182
Advances In	1,510,000	0
Beginning Fair Value Adjustment for Investments	8,745	0
Ending Fair Value Adjustment for Investments	(41,328)	0
Net Adjustment for Expenditure Accruals	(10,332,738)	(23,531)
Advances Out	(51,700)	0
Encumbrances	(1,105,183)	(45,898)
Budget Basis	<u>(\$5,051,269)</u>	<u>(\$358,668)</u>

Note 7 – Deposits and Investment

The City is a charter City and has adopted an investment policy through City Ordinance. The City has elected to follow the provisions of State statute. State statutes classify monies held by the City into three categories.

Active deposits are public deposits determined to be necessary to meet current demands upon the City treasury. Active monies must be maintained either as cash in the City Treasury, in commercial accounts payable withdrawable on demand, including negotiable order of withdrawal (NOW) accounts, or in money market deposit accounts.

Inactive deposits are public deposits that the Council has identified as not required for use within the current five year period of designation of depositories. Inactive deposits must either be evidenced by certificates of deposit maturing not later than the end of the current period of designation of depositories, or by savings or deposit accounts including, but not limited to, passbook accounts.

Interim deposits are deposits of interim monies. Interim monies are those monies which are not needed for immediate use but which will be needed before the end of the current period of designation of depositories. Interim deposits must be evidenced by time certificates of deposit maturing not more than one year from the date of deposit or by savings or deposit accounts including passbook accounts.

Interim monies held by the City can be deposited or invested in the following securities:

1. United States Treasury bills, bonds, notes, or any other obligation or security issued by the United States Treasury, or any other obligation guaranteed as to payment of principal and interest by the United States;
2. Bonds, notes, debentures, or any other obligations or securities issued by any federal government agency or instrumentality, including, but not limited to, Federal National Mortgage Association, Federal Home Loan Bank, Federal Farm Credit Bank, Federal Home Loan Mortgage Corporation, Government National Mortgage Association, and Student Loan Marketing Association. All federal agency securities shall be direct issuances of federal government agencies or instrumentalities;

City of Westlake, Ohio
Notes to the Basic Financial Statements
For the Year Ended December 31, 2009

3. Written repurchase agreements in securities listed above provided that the market value of the securities subject to the repurchase agreement must exceed the principal value of the agreement by at least two percent and be marked to market daily, and that the term of the agreement must not exceed thirty days;
4. Bonds and other obligations of the State of Ohio;
5. Time certificates of deposit or savings or deposit accounts including, but not limited to, passbook accounts;
6. No-load money market mutual funds consisting exclusively of obligations described in (1) or (2) of this section and repurchase agreements secured by such obligations, provided that investments in securities described in this division are made only through eligible institutions;
7. The State Treasurer's investment pool (STAROhio); and
8. Certain bankers' acceptances and commercial paper notes for a period not to exceed one hundred eighty days in an amount not to exceed 25 percent of the interim monies available for investment at any one time.

The City may also invest monies not required to be used for a period of six months or more in the following:

1. Bonds of the State of Ohio;
2. Bonds of any municipal corporation, village, county, township, or other political subdivision of this State, as to which there is no default of principal, interest, or coupons; and
3. Obligations of the City.

Investments in stripped principal or interest obligations, reverse repurchase agreements and derivatives are prohibited. The issuance of taxable notes for the purpose of arbitrage, the use of leverage and short selling are also prohibited. An investment must mature within five years from the date of purchase unless matched to a specific obligation or debt of the City, and must be purchased with the expectation that it will be held to maturity.

Investments may only be made through specified dealers and institutions. Payment for investments may be made only upon delivery of the securities representing the investments to the finance director or qualified trustee or, if the securities are not represented by a certificate, upon receipt of confirmation of transfer from the custodian.

City of Westlake, Ohio
Notes to the Basic Financial Statements
For the Year Ended December 31, 2009

Investments

As of December 31, 2009, the City had the following investments:

	Fair Value	Maturity
Federal Home Loan Bank Bonds	\$1,022,500	03/11/11
Federal Home Loan Bank Bonds	1,000,880	08/05/11
Federal Home Loan Bank Bonds	2,007,500	08/12/11
Federal Home Loan Bank Bonds	2,416,909	09/16/11
Federal Home Loan Bank Bonds	5,694,642	10/07/11
U.S. Treasury Bills	2,033,828	01/31/10
STAROhio	14,634	Average 61.2 Days
Total Portfolio	\$14,190,893	

Interest Rate Risk As a means of limiting its exposure to fair value losses caused by rising interest rates, the City's investment policy requires that operating funds be invested primarily in short-term investments maturing within five years from the date of purchase and that the City's investment portfolio be structured so that securities mature to meet cash requirements for ongoing operations and/or long-term debt payments. The stated intent of the policy is to avoid the need to sell securities prior to maturity.

Credit Risk The Federal Home Loan Bank Bonds carry a rating of AAA by Moody's. STAROhio carries a rating of AAA by Standard and Poor's. Ohio law requires that STAROhio maintain the highest rating provided by at least one nationally recognized standard rating service. The City has no investment policy that addresses credit risk.

Concentration of Credit Risk The City places no limit on the amount it may invest in any one issuer. The Federal Home Loan Bank Bonds represent 85.56 percent of the City's investments.

Note 8 – Interfund Transfers and Balances

Interfund Transfers

At December 31, 2009 interfund transfers were as follows:

Transfers To	Transfers From			Total
	General	Issue 11 Improvements	Other Governmental Funds	
Other Governmental Activities				
Police Pension	\$150,000	\$0	\$0	\$150,000
Fire Pension	250,000	0	0	250,000
Issue 2 Improvements	60,800	278,676	150,000	489,476
Total	\$460,800	\$278,676	\$150,000	\$889,476

City of Westlake, Ohio
Notes to the Basic Financial Statements
For the Year Ended December 31, 2009

The general fund transfers to the nonmajor governmental funds were made to provide additional resources for current operations and capital improvements. The transfers from the Issue 11 improvements capital projects fund and from other nonmajor governmental funds to the Issue 2 improvements capital projects fund were to provide additional resources for capital improvements.

Interfund Balances

As of December 31, 2009, interfund balances were as follows:

	<u>Receivable</u>		<u>Payable</u>	
	Interfund	Advance to Other Funds	Interfund	Advance from Other Funds
Major Funds				
General Fund	\$341,700	\$240,000	\$0	\$0
Issue 11 Improvements	60,000	0	0	0
Nonmajor Funds				
FEMA	0	0	1,700	0
Issue 2 Improvements	0	0	60,000	50,000
Grants	0	0	340,000	0
<i>Total Governmental Activities</i>	401,700	240,000	401,700	50,000
Business-Type Activity				
Golf Course	0	0	0	190,000
Total	<u>\$401,700</u>	<u>\$240,000</u>	<u>\$401,700</u>	<u>\$240,000</u>

Interfund balances at December 31, 2009, consisted of a general fund advance of \$190,000 to the golf enterprise fund to pay for the construction of a new clubhouse and \$451,700 advanced to nonmajor governmental funds to finance capital projects. The \$1,700, \$60,000 and \$340,000 advances are expected to be repaid within one year. Advances to/from other funds are not expected to be repaid within one year.

Note 9 – Receivables

Receivables at December 31, 2009, consisted primarily of municipal income taxes, property and hotel taxes, intergovernmental receivables arising from entitlements and shared revenues, special assessments, accrued interest on investments, and accounts (billings for utility service).

No allowance for doubtful accounts has been recorded because uncollectible amounts are expected to be insignificant. All receivables, except for delinquent property taxes and special assessments, are expected to be collected within one year. Property taxes, although ultimately collectible, include some portion of delinquencies that will not be collected within one year.

Special assessments expected to be collected in more than one year amount to \$4,490,000 in the special assessment bond retirement fund. At December 31, 2009, the amount of delinquent special assessments was \$67,731.

City of Westlake, Ohio
Notes to the Basic Financial Statements
For the Year Ended December 31, 2009

Property Taxes

Property taxes include amounts levied against all real, public utility and tangible personal property located in the City. Property tax revenue received during 2009 for real and public utility property taxes represents collections of 2008 taxes. Property tax payments received during 2009 for tangible personal property (other than public utility property) are for 2009 taxes.

2009 real property taxes are levied after October 1, 2009 on the assessed value as of January 1, 2009, the lien date. Assessed values are established by State law at 35 percent of appraised market value. 2009 real property taxes are collected in and intended to finance 2010.

Real property taxes are payable annually or semi-annually. If paid annually, payment is due December 31; if paid semi-annually, the first payment is due December 31, with the remainder payable by June 20. Under certain circumstances, State statute permits later payment dates to be established.

Public utility tangible personal property currently is assessed at varying percentages of true value; public utility real property is assessed at 35 percent of true value. 2009 public utility property taxes which became a lien December 31, 2008, are levied after October 1, 2009, and are collected in 2010 with real property taxes.

Tangible personal property tax revenue received during 2009 (other than public utility property tax) represents the collection of 2009 taxes levied against local and inter-exchange telephone companies. Tangible personal property tax on business inventory, manufacturing machinery and equipment, furniture and fixtures is no longer levied and collected. Tangible personal property taxes received from telephone companies in 2009 were levied after October 1, 2008, on the value as of December 31, 2008. Payments by multi-county taxpayers are due September 20. Single county taxpayers may pay annually or semi-annually. If paid annually, payment is due April 30; if paid semi-annually, the first payment is due April 30, with the remainder payable by September 20.

The full tax rate for all City operations for the year ended December 31, 2009 was \$9.60 per \$1,000 of assessed value. The assessed values of real property, public utility tangible property, and tangible personal property upon which 2009 property tax receipts were based are as follows:

Real Property	\$1,382,016,100
Public Utility Tangible Property	16,859,840
Tangible Personal Property	12,193,793
	<u>\$1,411,069,733</u>

The County Treasurer collects property taxes on behalf of all taxing districts in the county, including the City of Westlake. The County Auditor periodically remits to the City its portion of the taxes collected. Property taxes receivable represents real and tangible personal property taxes and public utility taxes which are measurable as of December 31, 2009 and for which there is an enforceable legal claim. In the general fund, police pension, fire pension, police and fire operating special revenue funds, and the general obligation bond retirement debt service fund, the entire receivable has been offset by deferred revenue since the current taxes were not levied to finance 2009 operations and the collection of delinquent taxes during the available period is not subject to reasonable estimation. On a full accrual basis, collectible delinquent property taxes have been recorded as a receivable and revenue while the remainder of the receivable is deferred.

City of Westlake, Ohio
Notes to the Basic Financial Statements
For the Year Ended December 31, 2009

Income Taxes

The City levies an income tax of 1.5 percent on all income earned within the City as well as income of residents earned outside the City. The City allows a credit of 100 percent of the tax paid to another municipality, not to exceed the amount owed. Employers within the City are required to withhold income tax on employee earnings and remit the tax to the City at least quarterly. Corporations and other individual taxpayers are also required to pay their estimated tax at least quarterly and file a final return annually.

The Regional Income Tax Agency administers and collects income taxes for the City. Payments are remitted monthly net of collection fees of 3 percent. Taxes collected by RITA in one month are remitted to the City on the first and tenth business days of the following month. Income tax revenue is credited to the general fund, general obligation bond retirement fund, and the issue 11 and recreation center construction capital projects funds.

Intergovernmental Receivables

A summary of the principal items of intergovernmental receivables follows:

	Amount
Governmental Activities	
Homestead and Rollback	\$688,397
Local Government	501,977
Gas Excise Tax	397,395
Highway Distribution	203,344
Estate Tax	170,748
Emergency Medical Services	163,173
Auto Registration	146,130
Tangible Personal Property Loss Reimbursements	81,144
Columbia Corridor Project Grant	43,176
OPWC Issue 2 Grant	35,407
Fuel Service Contract	27,414
Drug Use Prevention Grant	11,056
Community Emergency Response Team Grant	1,670
Total	\$2,471,031

City of Westlake, Ohio
Notes to the Basic Financial Statements
For the Year Ended December 31, 2009

Note 10 – Capital Assets

A summary of changes in capital assets during 2009 follows:

	Balance 12/31/2008	Additions	Deletions	Balance 12/31/2009
Governmental Activities				
<i>Nondepreciable Capital Assets</i>				
Land	\$11,330,608	\$2,831,200	\$0	\$14,161,808
Construction in Progress	8,644,656	7,547,573	(5,816,167)	10,376,062
Total Nondepreciable Capital Assets	19,975,264	10,378,773	(5,816,167)	24,537,870
<i>Depreciable Capital Assets</i>				
Buildings	42,415,474	88,015	0	42,503,489
Improvements	5,091,126	403,782	(23,305)	5,471,603
Machinery and Equipment	5,693,655	295,285	(257,096)	5,731,844
Furniture and Fixtures	1,353,564	5,900	(7,800)	1,351,664
Vehicles	7,580,826	231,845	(97,556)	7,715,115
Infrastructure				
Roads	101,075,842	2,682,530	(274,652)	103,483,720
Water Mains	31,186,464	2,709,518	(132,208)	33,763,774
Storm Sewers	24,427,605	79,381	0	24,506,986
Culverts	3,278,631	0	0	3,278,631
Traffic Signals	3,337,271	0	0	3,337,271
Bridges	1,980,831	0	0	1,980,831
Total Depreciable Capital Assets	227,421,289	6,496,256	(792,617)	233,124,928
<i>Less Accumulated Depreciation:</i>				
Buildings	(7,455,779)	(844,313)	0	(8,300,092)
Improvements	(2,930,765)	(236,225)	6,965	(3,160,025)
Machinery and Equipment	(4,398,228)	(485,322)	251,572	(4,631,978)
Furniture and Fixtures	(636,388)	(122,890)	7,800	(751,478)
Vehicles	(4,668,777)	(662,640)	85,977	(5,245,440)
Infrastructure				
Roads	(65,828,294)	(3,228,900)	263,240	(68,793,954)
Water Mains	(13,771,335)	(520,715)	132,208	(14,159,842)
Storm Sewers	(11,488,132)	(482,752)	0	(11,970,884)
Culverts	(2,427,769)	(84,656)	0	(2,512,425)
Traffic Signals	(591,578)	(85,796)	0	(677,374)
Bridges	(785,875)	(34,933)	0	(820,808)
Total Accumulated Depreciation	(114,982,920)	(6,789,142) *	747,762	(121,024,300)
Total Depreciable Capital Assets, Net	112,438,369	(292,886)	(44,855)	112,100,628
Total Governmental Capital Assets, Net	\$132,413,633	\$10,085,887	(\$5,861,022)	\$136,638,498

City of Westlake, Ohio
Notes to the Basic Financial Statements
For the Year Ended December 31, 2009

	Balance 12/31/2008	Additions	Deletions	Balance 12/31/2009
Business-Type Activities				
<i>Nondepreciable Capital Assets</i>				
Land	\$1,499,176	\$0	\$0	\$1,499,176
Construction in Progress	1,430,925	391,117	0	1,822,042
<i>Total Nondepreciable Capital Assets</i>	<u>2,930,101</u>	<u>391,117</u>	<u>0</u>	<u>3,321,218</u>
<i>Depreciable Capital Assets</i>				
Land Improvements	243,495	0	0	243,495
Buildings	1,758,202	0	0	1,758,202
Machinery and Equipment	385,284	28,202	(68,538)	344,948
Furniture and Fixtures	26,508	0	0	26,508
Vehicles	718,257	0	0	718,257
Infrastructure				
Sewer Lines	49,899,351	0	0	49,899,351
<i>Total Depreciable Capital Assets</i>	<u>53,031,097</u>	<u>28,202</u>	<u>(68,538)</u>	<u>52,990,761</u>
<i>Less Accumulated Depreciation:</i>				
Land Improvements	(159,951)	(9,175)	0	(169,126)
Buildings	(326,305)	(34,912)	0	(361,217)
Machinery and Equipment	(332,284)	(23,079)	68,538	(286,825)
Furniture and Fixtures	(17,530)	(2,651)	0	(20,181)
Vehicles	(667,895)	(19,682)	0	(687,577)
Infrastructure				
Sewer Lines	(22,696,461)	(997,987)	0	(23,694,448)
<i>Total Accumulated Depreciation</i>	<u>(24,200,426)</u>	<u>(1,087,486) *</u>	<u>68,538</u>	<u>(25,219,374)</u>
<i>Total Depreciable Capital Assets, Net</i>	<u>28,830,671</u>	<u>(1,059,284)</u>	<u>0</u>	<u>27,771,387</u>
<i>Total Business-Type Activities Capital Assets, Net</i>	<u>\$31,760,772</u>	<u>(\$668,167)</u>	<u>\$0</u>	<u>\$31,092,605</u>

* Depreciation expense was charged to governmental functions as follows:

General Government	\$355,014
Security of Persons and Property	665,387
Public Health Services	90,010
Transportation	3,882,021
Community Environment	3,849
Basic Utility Services	1,088,123
Leisure Time Activities	704,738
Total	<u>\$6,789,142</u>

Note 11 – Risk Management

The City is exposed to various risks of loss related to torts; theft, damage to, and destruction of assets; errors and omissions; injuries to employees; and natural disasters. During the year the City contracted with McGowan and Company for all their commercial insurance.

City of Westlake, Ohio
Notes to the Basic Financial Statements
For the Year Ended December 31, 2009

The types of coverage and deductibles are as follows:

Type of Coverage	Coverage	Deductible
Argonaut Insurance Company		
Blanket Property and Contents, Replacement	\$69,506,190	\$1,000
Inland Marine	6,850,000	500
General Liability	1,000,000/2,000,000	0
Automobile Liability	1,000,000	500/1,000
Public Officials Liability	1,000,000/2,000,000	25,000
Police Professional Liability	1,000,000/2,000,000	10,000
Employment Practice Liability	1,000,000/2,000,000	25,000
Computer - Hardware	2,272,749	1,000
Computer - Software	1,000,000	1,000
Public Employee Dishonesty	100,000	500
Money and Securities	25,000	500
American Alternative Insurance		
Umbrella Excess Liability	10,000,000	0

Settled claims have not exceeded this commercial coverage in any of the past three years and there was no significant reduction in coverage from the prior year.

The City has elected to provide employee hospital/medical, prescription, dental and vision insurance benefits through a partially self insured program. The City established a hospitalization internal service fund to account for and finance the cost of this program.

The program provides four medical plans with different deductible options for single and family coverage, a dental plan with a \$25 deductible and a \$1,500 limit per person per year, a \$10 co-pay on generic, a \$20 co-pay on formulary and a variable co-pay on name brand non-formulary, and a vision plan providing \$50 every 2 years for exams and up to \$150 for prescription lenses.

A third party administrator reviews and processes the claims which the City then pays. The City purchased stop loss coverage of \$80,000 per individual and \$2,459,700 aggregate per year. For each employee, the City paid monthly into the hospitalization internal service fund \$450 for single and \$1,000 for family coverage. These rates are paid by the fund from which the employees' salary is paid.

The claims liability of \$93,397 as estimated by the third party administrator and reported in the hospitalization internal service fund at December 31, 2009, is based on the requirements of GASB Statement No. 30 which requires a liability for unpaid claims costs, including estimates of costs relating to incurred but not reported claims, be reported if information prior to the issuance of the financial statements indicates that it is probable that a liability has been incurred at the date of the financial statements and the amount of the loss can be reasonably estimated. The estimate was not affected by incremental claims adjustment expenses and does not include other allocated or unallocated claim adjustment expenses.

Changes in the fund claims liability amount in 2008 and 2009 were as follows:

	Balance at Beginning of Year	Current Year Claims	Claim Payments	Balance at End of Year
2008	\$338,914	2,190,430	2,236,477	\$292,867
2009	292,867	2,963,580	3,163,050	93,397

City of Westlake, Ohio
Notes to the Basic Financial Statements
For the Year Ended December 31, 2009

Workers' compensation coverage is provided by the State of Ohio. The City pays the State Workers' Compensation System a premium based on a rate per \$100 of salaries. This rate is calculated based on accident history and administrative costs.

Note 12 – Construction and Other Significant Commitments

At December 31, 2009, the City's significant contractual commitments consisted of:

Project	Contract Amount	Amount Paid	Remaining on Contract
Hilliard Road Widening	\$6,493,906	\$5,255,545	\$1,238,361
2009 Concrete and Asphalt Rehabilitation	986,990	781,177	205,813
Sanitary Interceptor Rehabilitation	1,497,085	278,105	1,218,980
Total	<u>\$8,977,981</u>	<u>\$6,314,827</u>	<u>\$2,663,154</u>

Note 13 – Defined Benefit Pension Plan

Ohio Public Employees Retirement System

Plan Description - The City participates in the Ohio Public Employees Retirement System (OPERS). OPERS administers three separate pension plans. The Traditional Pension Plan is a cost-sharing, multiple-employer defined benefit pension plan. The Member-Directed Plan is a defined contribution plan in which the member invests both member and employer contributions (employer contributions vest over five years at 20 percent per year). Under the Member-Directed Plan, members accumulate retirement assets equal to the value of the member and vested employer contributions plus any investment earnings. The Combined Plan is a cost-sharing, multiple-employer defined benefit pension plan. Under the Combined Plan, OPERS invests employer contributions to provide a formula retirement benefit similar in nature to the Traditional Pension Plan benefit. Member contributions, the investment of which is self-directed by the members, accumulate retirement assets in a manner similar to the Member-Directed Plan.

OPERS provides retirement, disability, survivor and death benefits and annual cost-of-living adjustments to members of the Traditional Pension and Combined Plans. Members of the Member-Directed Plan do not qualify for ancillary benefits. Authority to establish and amend benefits is provided by Chapter 145 of the Ohio Revised Code. OPERS issues a stand-alone financial report. Interested parties may obtain a copy by writing to OPERS, 277 East Town Street, Columbus, OH 43215-4642, or by calling 614-222-5601 or 800-222-7377.

Funding Policy – The Ohio Revised Code provides statutory authority for member and employer contributions. For the year ended December 31, 2009, the members in state and local classifications contributed 10.0 percent of covered payroll and public safety and law enforcement members contributed 10.1 percent.

The City's 2009 contribution rate was 14.0 percent, except for those plan members in law enforcement or public safety, for whom the City's contribution was 17.63 percent of covered payroll. For the period January 1 through March 31, a portion of the City's contribution equal to 7.0 percent of covered payroll was allocated to fund the post-employment health care plan; for the period April 1 through December 31, 2009 this amount was decreased to 5.5 percent. Employer contribution rates are actuarially determined. State statute sets a maximum contribution rate for the City of 14.0 percent, except for public safety and law enforcement, where the maximum employer contribution rate is 18.1 percent.

City of Westlake, Ohio
Notes to the Basic Financial Statements
For the Year Ended December 31, 2009

The City's required contributions for pension obligations to the Traditional Pension and Combined Plans for the years ended December 31, 2009, 2008, and 2007 were \$699,461, \$693,295, and \$688,622 respectively; 93 percent has been contributed for 2009 and 100 percent for 2008 and 2007. Contributions to the member-directed plan for 2009 were \$18,068 made by the City and \$12,906 made by the plan members.

Ohio Police and Fire Pension Fund

Plan Description - The City contributes to the Ohio Police and Fire Pension Fund (OP&F), a cost-sharing multiple-employer defined benefit pension plan. OP&F provides retirement and disability benefits, annual cost-of-living adjustments, and death benefits to plan members and beneficiaries. Benefit provisions are established by the Ohio State Legislature and are codified in Chapter 742 of the Ohio Revised Code. OP&F issues a publicly available financial report that includes financial information and required supplementary information for the plan. That report may be obtained by writing to OP&F, 140 East Town Street, Columbus, Ohio 43215-5164.

Funding Policy - Plan members are required to contribute 10.0 percent of their annual covered salary, while employers are required to contribute 19.5 percent for police officers and 24.0 percent for firefighters. The City's contributions to OP&F for police and firefighters were \$505,406 and \$543,774 for the year ended December 31, 2009, \$496,099 and \$534,753 for the year ended December 31, 2008, and \$436,020 and \$487,225 for the year ended December 31, 2007. 88 percent has been contributed for police and 89 percent for firefighters has been contributed for 2009. The full amount has been contributed for 2008 and 2007.

Note 14 - Postemployment Benefits

Ohio Public Employees Retirement System

Plan Description – Ohio Public Employees Retirement System (OPERS) maintains a cost-sharing multiple-employer defined benefit post-employment health care plan for qualifying members of both the Traditional Pension and Combined Plans. Members of the Member-Directed Plan do not qualify for ancillary benefits, including post-employment health care coverage. The plan includes a medical plan, a prescription drug program and Medicare Part B premium reimbursement.

In order to qualify for post-employment health care coverage, age and service retirees under the Traditional Pension and Combined Plans must have 10 or more years of qualifying Ohio service credit. Health care coverage for disability benefit recipients and qualified survivor benefit recipients is available. The Ohio Revised Code permits, but does not require, OPERS to provide health care benefits to its eligible members and beneficiaries. Authority to establish and amend benefits is provided in Chapter 145 of the Ohio Revised Code.

Disclosures for the health care plan are presented separately in the OPERS financial report which may be obtained by writing to OPERS, 277 East Town Street, Columbus, Ohio 43215-4642 or by calling 614-222-5601 or 800-222-7377.

Funding Policy – The post-employment health care plan was established under, and is administered in accordance with, Internal Revenue Code 401(h). State statute requires that public employers fund post-employment health care through contributions to OPERS. A portion of each employer's contribution to OPERS is set aside for the funding of post-retirement health care.

City of Westlake, Ohio
Notes to the Basic Financial Statements
For the Year Ended December 31, 2009

Employer contribution rates are expressed as a percentage of the covered payroll of active members. In 2009, state and local government employers contributed at a rate of 14.0 percent of covered payroll, and public safety and law enforcement employers contributed at 17.63 percent. Each year, the OPERS Retirement Board determines the portion of the employer contribution rate that will be set aside for funding post-employment health care benefits. The amount of employer contributions which were allocated to fund post-employment health care was 7.0 percent from January 1 through March 31, 2009, and 5.5 percent from April 1 through December 31, 2009.

The OPERS Retirement Board is also authorized to establish rules for the payment of a portion of the health care benefits provided, by the retiree or their surviving beneficiaries. Payment amounts vary depending on the number of covered dependents and the coverage selected. Active members do not make contributions to the post-employment health care plan.

The City's contributions allocated to fund post-employment health care benefits for the years ended December 31, 2009, 2008, and 2007 were \$602,212, \$710,193, and \$463,325 respectively; 92 percent has been contributed for 2009 and 100 percent for 2008 and 2007.

The Health Care Preservation Plan (HCPP) adopted by the OPERS Retirement Board on September 9, 2004, was effective January 1, 2007. Member and employer contribution rates increased as of January 1 of each year from 2006 to 2008. Rates for law and public safety employers increased over a six year period beginning on January 1, 2006, with a final rate increase on January 1, 2011. These rate increases allowed additional funds to be allocated to the health care plan.

Ohio Police and Fire Pension Fund

Plan Description – The City contributes to the Ohio Police and Fire Pension Fund (OP&F) sponsored health care program, a cost-sharing multiple-employer defined post-employment health care plan administered by OP&F. OP&F provides health care benefits including coverage for medical, prescription drugs, dental, vision, Medicare Part B Premium reimbursement and long-term care to retirees, qualifying benefit recipients and their eligible dependents.

OP&F provides access to post-retirement health care coverage for any person who receives or is eligible to receive a monthly service, disability, or survivor benefit check or is a spouse or eligible dependent child of such person. The health care coverage provided by OP&F meets the definition of an Other Post-Employment Benefit (OPEB) as described in GASB Statement No. 45.

The Ohio Revised Code allows, but does not mandate OP&F to provide OPEB benefits. Authority for the OP&F Board of Trustees to provide health care coverage to eligible participants and to establish and amend benefits is codified in Chapter 742 of the Ohio Revised Code.

OP&F issues a publicly available financial report that includes financial information and required supplementary information for the plan. That report may be obtained by writing to OP&F, 140 East Town Street, Columbus, Ohio 43215-5164.

City of Westlake, Ohio
Notes to the Basic Financial Statements
For the Year Ended December 31, 2009

Funding Policy – The Ohio Revised Code provides for contribution requirements of the participating employers and of plan members to the OP&F defined benefit pension plan. Participating employers are required to contribute to the pension plan at rates expressed as percentages of the payroll of active pension plan members, currently, 19.5 percent and 24.0 percent of covered payroll for police and fire employers, respectively. The Ohio Revised Code states that the employer contribution may not exceed 19.5 percent of covered payroll for police employer units and 24.0 percent of covered payroll for fire employer units. Active members do not make contributions to the OPEB Plan.

OP&F maintains funds for health care in two separate accounts. One for health care benefits under an IRS Code Section 115 trust and one for Medicare Part B reimbursements administered as an Internal Revenue Code 401(h) account, both of which are within the defined benefit pension plan, under the authority granted by the Ohio Revised Code to the OP&F Board of Trustees.

The Board of Trustees is authorized to allocate a portion of the total employer contributions made into the pension plan to Section 115 trust and the Section 401(h) account as the employer contribution for retiree health care benefits. For the year ended December 31, 2009, the employer contribution allocated to the health care plan was 6.75 percent of covered payroll. The amount of employer contributions allocated to the health care plan each year is subject to the Trustees' primary responsibility to ensure that pension benefits are adequately funded and is limited by the provisions of Section 115 and 401(h).

The OP&F Board of Trustees is also authorized to establish requirements for contributions to the health care plan by retirees and their eligible dependents, or their surviving beneficiaries. Payment amounts vary depending on the number of covered dependents and the coverage selected.

The City's contributions to OP&F which were allocated to fund post-employment health care benefits for police and firefighters were \$267,568 and \$212,781 for the year ended December 31, 2009, \$262,641 and \$209,251 for the year ended December 31, 2008, and \$230,834 and \$190,653 for the year ended December 31, 2007. The full amount has been contributed for 2008 and 2007. 88 percent has been contributed for police and 89 percent has been contributed for firefighters for 2009.

Note 15 – Compensated Absences

Vacation leave is earned at rates which vary depending upon length of service and standard work week. Current policy permits vacation leave to be accumulated up to two years. City employees are paid for earned, unused vacation leave at the time of termination of employment.

Sick leave is earned at the rate of four and sixth-tenths hours for every eighty hours worked. A maximum of 2,500 hours may be accumulated by each employee. Those employees whose accumulation exceeds 2,500 hours are paid, in December of each year, one-fourth of those hours at their current rate. Each employee with ten or more years of service with the City is paid for one-half of the employee's earned unused sick leave upon termination with the City, transfer to another governmental agency, or retirement, 60 percent after 17 years of service, 68 percent after 20 years of service and 75 percent after 25 years of service.

Note 16 – Contingent Liabilities

Litigation

The City of Westlake is a party to legal proceedings seeking damages. The City management is of opinion that ultimate disposition of these claims and legal proceeding will not have a material effect, if any, on the financial condition of the City.

City of Westlake, Ohio
Notes to the Basic Financial Statements
For the Year Ended December 31, 2009

Federal and State Grants

The City receives financial assistance from federal and state agencies in the form of grants. The disbursements of funds received under these programs generally require compliance with terms and conditions specified in the grant agreements and is subject to audit by the grantor agencies. Any disallowed claims resulting from such audits could become a liability of the general fund or other applicable funds. However, in the opinion of management, any such disallowed claims will not have a material effect on the overall financial position of the City at December 31, 2009.

Note 17 – Long-term Obligations

The original issue date, maturity date, interest rate and original issuance amount for each of the City’s bonds follows:

	Original Issue Date	Maturity Date	Interest Rate	Original Issue Amount
General Obligation Bond Anticipation Notes				
Various Purpose Bond Anticipation Notes, Series 2009	2009	2010	1.25 %	\$9,300,000
General Obligation Bonds				
Issue 11 Sewers Refunding Bonds	2004	2013	1.25-2.00	\$1,390,000
Street Improvements Refunding Bonds	2004	2014	1.25-3.40	1,020,000
Recreation Center	1997	2020	3.85-6.90	12,600,000
Recreational Facilities Refunding Bonds	2008	2020	3.00-3.88	9,990,000
Safety Facility Refunding Capital Appreciation Bonds	1997	2010	3.85-10.90	354,900
Special Assessment Bonds				
Issue 11 Sewers Refunding Bonds	2004	2013	1.25-3.30	345,000
Sewer System Phase III Refunding Bonds	2004	2014	1.25-3.40	225,000
Street Improvement Bonds	2005	2025	3.00-5.25	4,620,000
Various Purpose Improvements	1999	2009	3.30-4.15	285,000
Various Purpose Improvements	2001	2021	2.65-5.00	765,000
OPWC Loans				
Issue 11	1994	2014	0	411,308
Issue 2	2003	2025	0	806,235

Changes in long-term obligations during the year ended December 31, 2009, consisted of the following:

	Balance 12/31/2008	Increase	Decrease	Balance 12/31/2009	Amounts Due in One Year
Governmental Activities					
General Obligation Bond Anticipation Notes					
Various Purpose Bond Anticipation Notes	\$0	\$9,300,000	\$0	\$9,300,000	\$0
Unamortized Premium	0	22,878	20,972	1,906	0
Total Various Purpose Bond Anticipation Notes	\$0	\$9,322,878	\$20,972	\$9,301,906	\$0

(continued)

City of Westlake, Ohio
Notes to the Basic Financial Statements
For the Year Ended December 31, 2009

	Balance 12/31/2008	Increase	Decrease	Balance 12/31/2009	Amounts Due in One Year
Governmental Activities (continued)					
General Obligation Bonds					
Issue 11 Sewers Refunding Bonds	\$750,000	\$0	\$140,000	\$610,000	\$145,000
Unamortized Premium	1,762	0	329	1,433	0
Deferred Amount on Refunding	(19,451)	0	(3,631)	(15,820)	0
Total Issue 11 Sewers Refunding Bonds	<u>732,311</u>	<u>0</u>	<u>136,698</u>	<u>595,613</u>	<u>145,000</u>
Street Improvements Refunding Bonds	500,000	0	80,000	420,000	80,000
Unamortized Premium	1,175	0	188	987	0
Deferred Amount on Refunding	(12,968)	0	(2,075)	(10,893)	0
Total Street Improvements Refunding Bonds	<u>488,207</u>	<u>0</u>	<u>78,113</u>	<u>410,094</u>	<u>80,000</u>
Recreation Center	775,000	0	495,000	280,000	280,000
Recreational Facilities Refunding Bonds	9,990,000	0	105,000	9,885,000	375,000
Unamortized Premium	4,776	0	50	4,726	0
Deferred Amount on Refunding	(314,657)	0	(3,307)	(311,350)	0
Total Recreational Facilities Refunding Bonds	<u>9,680,119</u>	<u>0</u>	<u>101,743</u>	<u>9,578,376</u>	<u>375,000</u>
Safety Facility Refunding					
Capital Appreciation Bonds	205,250	0	105,982	99,268	99,268
Accretion on Capital Appreciation Bonds	232,530	28,266	134,018	126,778	126,778
Total Safety Facility Refunding					
Capital Appreciation Bonds	<u>437,780</u>	<u>28,266</u>	<u>240,000</u>	<u>226,046</u>	<u>226,046</u>
<i>Total General Obligation Bonds</i>	<u>12,113,417</u>	<u>28,266</u>	<u>1,051,554</u>	<u>11,090,129</u>	<u>1,106,046</u>
Special Assessment Bonds					
(with governmental commitment)					
Issue 11 Sewers Refunding Bonds	180,000	0	35,000	145,000	35,000
Unamortized Premium	423	0	82	341	0
Deferred Amount on Refunding	(4,656)	0	(906)	(3,750)	0
Total Issue 11 Sewers Refunding Bonds	<u>175,767</u>	<u>0</u>	<u>34,176</u>	<u>141,591</u>	<u>35,000</u>
Sewer System Phase III Refunding Bonds	130,000	0	20,000	110,000	20,000
Unamortized Premium	305	0	47	258	0
Deferred Amount on Refunding	(3,362)	0	(517)	(2,845)	0
Total Sewer System Phase III Refunding Bonds	<u>126,943</u>	<u>0</u>	<u>19,530</u>	<u>107,413</u>	<u>20,000</u>
Street Improvement Bonds	4,160,000	0	175,000	3,985,000	185,000
Unamortized Premium	283,213	0	11,914	271,299	0
Total Street Improvement Bonds	<u>4,443,213</u>	<u>0</u>	<u>186,914</u>	<u>4,256,299</u>	<u>185,000</u>
Various Purpose Improvements	35,000	0	35,000	0	0
Various Purpose Improvements	570,000	0	35,000	535,000	45,000
<i>Total Special Assessment Bonds</i>	<u>5,350,923</u>	<u>0</u>	<u>310,620</u>	<u>5,040,303</u>	<u>285,000</u>
OPWC Loans					
Issue 11	102,245	0	20,449	81,796	20,449
Issue 2	644,988	0	40,312	604,676	40,312
<i>Total OPWC Loans</i>	<u>747,233</u>	<u>0</u>	<u>60,761</u>	<u>686,472</u>	<u>60,761</u>
Other Long-Term Obligations					
Compensated Absences Payable	4,972,521	2,157,579	1,640,993	5,489,107	310,000
Landfill Postclosure Costs	552,657	0	26,012	526,645	27,348
<i>Total Other Long-Term Obligations</i>	<u>5,525,178</u>	<u>2,157,579</u>	<u>1,667,005</u>	<u>6,015,752</u>	<u>337,348</u>
Total Governmental Long-Term Liabilities	<u>\$23,736,751</u>	<u>\$11,508,723</u>	<u>\$3,110,912</u>	<u>\$32,134,562</u>	<u>\$1,789,155</u>

City of Westlake, Ohio
Notes to the Basic Financial Statements
For the Year Ended December 31, 2009

General obligation bond anticipation notes General obligation bond anticipation notes are direct obligations of the City for which its full faith and credit are pledged for repayment. On January 29, 2009, the City issued \$9,300,000 in general obligation bond anticipation notes to pay costs of improving streets. The notes will be paid from the Issue 11 improvements capital projects fund. At December 31, 2009, \$5,616,409 of the proceeds had been spent.

General obligation bonds General obligation bonds are direct obligations of the City for which its full faith and credit are pledged for repayment. General obligation bonds are to be repaid from both voted and unvoted general property taxes levied on all taxable property located within the City as well as municipal income taxes. Tax monies will be received in and the debt will be retired from the General Obligation Bond Retirement and issue 11 Bond Retirement debt service funds.

The 1997 safety facility refunding and advance refunding bonds include serial bonds and capital appreciation bonds. This year the addition on these bonds was \$28,266 which represents the annual accretion of discounted interest. The final amount of these bonds will be \$480,000, with a maturity date of December 2010.

Special assessment bonds Special assessment bonds are payable from the proceeds of assessments against the specific property owners who primarily benefited from the project. Special assessment monies will be received in and the debt will be retired from the special assessment debt service fund. In the event that property owners fail to make their special assessment payments, the City is responsible for providing the resources to meet the annual principal and interest payments.

Refunded Bonds On March 22, 2004, the City issued \$6,155,000 in general obligation refunding bonds and \$685,000 in special assessment refunding bonds at interest rates varying from 1.25 percent to 3.40 percent. Proceeds were used to refund \$6,540,000 of the outstanding 1993, 1994 and 1997 Issue 11 and street and water line improvements general obligation and special assessment bonds.

Proceeds were deposited in an irrevocable trust with an escrow agent to provide for all future debt payments on the refunded 1993 and 1994 water and sewer construction bonds. As a result, \$6,540,000 of these bonds were considered defeased and the liability for the refunded bonds has been removed from the City's financial statements. The amount still outstanding at December 31, 2009 is \$1,455,000.

On September 3, 2008, the City issued general obligation bonds, in the amount of \$9,990,000, to partially refund bonds previously issued in fiscal year 1997 for the Recreation Center and Marview Waterline. The bonds were issued with interest rates varying from 3 percent to 3.88 percent. The bonds were issued for a twelve year period with final maturity during fiscal year 2020. The bonds will be retired through the General Obligation Bond Retirement debt service fund.

Proceeds were deposited in an irrevocable trust with an escrow agent to provide for all future debt payments on the refunded 1997 Recreation Center bonds. As a result, \$9,500,000 of these bonds were considered defeased and the liability for the refunded bonds has been removed from the City's financial statements. The amount still outstanding at December 31, 2009 is \$8,585,000.

Other long-term obligations Compensated absences will be paid from the general fund. The Issue 2 and Issue 11 loan liabilities are payable semiannually from the General Obligation Bond Retirement debt service fund and the Issue 2 Improvements capital projects fund. The loans are interest free.

City of Westlake, Ohio
Notes to the Basic Financial Statements
For the Year Ended December 31, 2009

The City's overall legal debt margin was \$128,269,124 at December 31, 2009. Principal and interest requirements to retire the long-term obligations outstanding at December 31, 2009, are as follows:

Year	General Obligation Bonds			
	Serial Bonds		Capital Appreciation Bonds	
	Principal	Interest	Principal	Interest
2010	\$880,000	\$384,570	\$99,268	\$140,731
2011	975,000	352,490	0	0
2012	1,030,000	323,480	0	0
2013	1,085,000	292,335	0	0
2014	980,000	259,050	0	0
2015-2019	5,090,000	795,075	0	0
2020	1,155,000	44,756	0	0
Total	\$11,195,000	\$2,451,756	\$99,268	\$140,731

Year	Special Assessment Bonds		OPWC
	Principal	Interest	Loans
2010	\$285,000	\$213,606	\$60,761
2011	290,000	204,410	60,761
2012	290,000	194,655	60,761
2013	305,000	184,420	60,761
2014	275,000	173,375	40,312
2015-2019	1,400,000	701,000	201,560
2020-2024	1,585,000	337,750	201,556
2025	345,000	18,112	0
Total	\$4,775,000	\$2,027,328	\$686,472

Note 18 – Industrial Development Revenue Bonds

The City has issued two series of industrial development revenue bonds in the aggregate outstanding principal amount of \$25,450,000 at December 31, 2009 for facilities used by private corporations or other entities. The City is not obligated in any way to pay debt related charges on the bonds from any of its funds, and therefore, they have been excluded entirely from the City's debt presentation. There has not been and there is not currently any condition of default under the bonds or the related financing documents.

Note 19 – Landfill Closure and Postclosure Care Cost

State and Federal laws and regulations require the City to perform certain maintenance and monitoring functions at the landfill site for thirty years after closure. The City's landfill placed its final cover in 1989. The \$526,645 reported as landfill postclosure costs in the long-term liabilities due in more than one year line of the governmental activities column of the statement of net assets at December 31, 2009, represents the estimated cost of maintenance and monitoring through 2023. Actual costs may be higher due to inflation,

City of Westlake, Ohio
Notes to the Basic Financial Statements
For the Year Ended December 31, 2009

changes in technology, or changes in regulations. The City is required by State and Federal laws and regulations to provide assurances that financial resources will be available to provide for postclosure care and remediation or containment of environmental hazards at the landfill. Financial assurance may take the form of a financial test and corporate guarantee. The financial test was performed on the 2009 audited financial statements and the City was in compliance.

Note 20 – Joint Venture – Rocky River Wastewater Treatment Plant

The Rocky River Wastewater Treatment Plant (the “Plant”) is a joint venture among the cities of Fairview Park, Bay Village, Rocky River and Westlake. The plant is governed by a Management Committee consisting of the elected mayors of the four member cities and a fifth person nominated and elected by the mayors. The Management Committee has authority over all aspects of the Plant’s operation, however, all employees are employees of the City of Rocky River. The Plant supplies all participating residents of the member cities with sewer services. Each city owns the sewage lines located in its city and bills its residents for usage.

Continued existence of the Plant is dependent on the City’s continued participation, and the City has an equity interest in the Plant. The City’s equity interest is \$9,700,845 which represents 39.42 percent of the total equity in the Plant. The Plant is not accumulating significant financial resources or experiencing fiscal stress which would cause additional financial benefit to or burden on the City. Complete financial statements can be obtained from the City of Rocky River, 21012 Hilliard Boulevard, Rocky River, Ohio 44116.

Note 21 – Jointly Governed Organizations

West Shore Council of Governments

The West Shore Council of Governments helps foster cooperation between municipalities in areas affecting health, safety, welfare, education, economic conditions and regional development. The board is comprised of one member from each of the six participating entities. The board exercises total control over the operation of the Council including budgeting, appropriating, contracting and designating management. Budgets are adopted by the board. Each City’s degree of control is limited to its representation on the board. In 2009, the City contributed \$66,575 which represented 18.78 percent of total contributions. Complete financial information statements can be obtained from the City of Bay Village, 350 Dover Center Road, Bay Village, Ohio 44140.

The council has established two subsidiary organizations, the West Shore Hazardous Materials Committee (“HAZMAT”) which provides hazardous material protection and assistance, and the West Shore Enforcement Bureau which provides extra assistance to cities in the form of a Swat Team.

Tri-City Park

The Tri-City Park provides a recreational park to the cities of Westlake, Rocky River, and Fairview Park. The Park is governed by a board consisting of the elected mayors of the three cities. The Board exercises total control over the operation of the park including budgeting, appropriating, contracting, and designating management.

Budgets are adopted by the Board. Each City’s degree of control is limited to its representation on the Board. The City of Westlake did not make any contributions to Tri-City Park in 2009.

City of Westlake, Ohio
Notes to the Basic Financial Statements
For the Year Ended December 31, 2009

S.A.F.E Council of Governments

The S.A.F.E. Council of Governments was formed between municipalities to oppose changes to Cleveland Hopkins International Airport air traffic pattern. The Cities of Rocky River, Bay Village, Fairview Park and Westlake govern by a board consisting of the elected mayors. The board exercises total control over the operation of the Council including budgeting, appropriating, contracting, and designating management.

Budgets are adopted by the board. Each City's degree of control is limited to its representation on the board. The City of Westlake did not make any contributions to the S.A.F.E. in 2009.

West Shore Area Rescue Association

The West Shore Area Rescue Association (Weshare) helps foster cooperation between municipalities and hospitals to provide optimum emergency medical services. The Board is comprised of one member from each of the nine participating entities. The Board exercises total control over the operation of Weshare including budgeting, appropriating, contracting, and designating management.

Budgets are adopted by the Board. Each City's degree of control is limited to its representation on the Board. In 2009, the City contributed \$300 which represented 10 percent of total contributions.

Note 22 – Subsequent Event

The City issued \$9,300,000 in various purpose improvement notes at 1.40 percent on January 27, 2010. These notes mature on July 27, 2010 and were issued to refinance previous notes in which the City used to pay costs of improving streets. These notes are presented in Note 17.

Combining and Individual Fund Statements and Schedules

Fund Descriptions - Nonmajor Funds

Nonmajor Special Revenue Funds

To account for and report the proceeds of specific revenue sources that are restricted or committed to expenditure for specified purposes other than debt service or capital projects.

Street Maintenance Fund - To account for that portion of the State gasoline tax and motor vehicle registration fees restricted for street maintenance and repair.

State Highway Fund - To account for that portion of the State gasoline tax and motor vehicle registration fees restricted for maintenance of State highways within the City.

Permissive Motor Vehicle License Fund - To account for the additional motor vehicle registration fees restricted for maintenance and repair of streets within the City.

Police Pension Fund - To account for accumulated property taxes levied for the payment of current employer contributions for police disability and pension benefits and the accrued liability.

Fire Pension Fund - To account for accumulated property taxes levied for the payment of current employer contributions for fire disability and pension benefits and the accrued liability.

Police and Fire Operating Fund - To account for accumulated property taxes levied for the payment of salaries and related expenditures for the safety forces. This is in addition to expenditures made from the general fund.

Law Enforcement Fund - To account for monies seized from criminals by law enforcement officials in the course of their work and restricted, by State statute, for expenditures that would enhance the police department.

Mandatory Drug Fines Fund - To account for the resources obtained from confiscated monies from criminal offenses and restricted, by State statute, for expenditures that would enhance the police department.

Alcohol Education Fund - To account for court fees obtained from D.W.I. cases and restricted by State statute for expenditures that would promote education about driving while intoxicated.

Juvenile Diversion Fund - To account for monies received from Cuyahoga County to be used to establish or expand community policing programs.

Federal Equitable Fund - To account for Federal forfeiture monies returned to the City and restricted for certain law enforcement purposes.

FEMA Fund - To account for Federal and State monies used for restoration of areas hit by natural disasters.

Emergency Medical Service Fund - To account for monies received from emergency medical services billing to be used for equipment and training within the fire department.

Cemetery Investment Fund - To account for proceeds from the sale of cemetery lots used for maintaining the columbarium.

Westlake/Bay Ecological Fund - To account for proceeds from the sale of humus that is restricted to expenditures that promote recycling of yard waste materials and maintain and improve the appearance of the landfill.

(continued)

Fund Descriptions - Nonmajor Funds (continued)

City Donations Fund - To account for contributions and donations from private sources to various City departments. The City has passed legislation committing the resources to the needs of the departments that received them.

Nonmajor Debt Service Funds

Debt service funds are used to account for and report financial resources that are restricted, committed or assigned to expenditure for principal and interest.

General Obligation Bond Retirement Fund - To account for resources used for the payment of principal and interest and fiscal charges on general obligation debt.

Issue 11 Bond Retirement Fund - To account for resources from a 3/8 percent voted increase in the income tax levy to be used for the retirement of debt issued to finance capital projects within the City. During 2009, the fund had a small cash balance and no budgetary activity. Therefore, budgetary information is not provided for this fund.

Nonmajor Capital Projects Funds

Capital projects funds are used to account for and report financial resources that are restricted, committed or assigned to expenditure for capital outlays including the acquisition or construction of major capital facilities and other capital assets, other than those financed by proprietary fund or for assets that will be held in trust.

Sanitary Sewer Improvement Fund - To account for State monies and interest revenues to be used for the cost of construction of new sewer lines within the City that will be donated to the sewer enterprise fund.

Storm Drainage Fund - To account for charges to developers which are restricted by enabling legislation to finance the City's cost of installing or cleaning ditches.

Crocker Road Improvements Fund - To account for note proceeds to be used for the Crocker Road improvement project.

Issue 2 Improvements Fund - To account for the receipt of state grants to pay contractor's costs on the Issue 2 infrastructure project.

Grants Fund - To account for various State and Federal monies which are used for historical site preservation and the construction of recreation facilities.

Impact Fees Fund - To account for impact fees charged to developers for new park facilities.

Sidewalks Fund - To account for special assessments used for the construction of sidewalks throughout the City.

Service Center Construction Fund - To account for transfers made from the general fund with the intent to construct a new service center.

Recreation Center Construction Fund - To account for voted income tax proceeds to be used for improvements to the recreation center.

City of Westlake, Ohio
Combining Balance Sheet
Nonmajor Governmental Funds
December 31, 2009

	Nonmajor Special Revenue Funds	Nonmajor Debt Service Funds	Nonmajor Capital Projects Funds	Total Nonmajor Governmental Funds
Assets				
Equity in Pooled Cash and Cash Equivalents	\$6,299,476	\$1,212,542	\$9,815,326	\$17,327,344
Cash and Cash Equivalents:				
with Fiscal Agents	0	35,000	0	35,000
with Escrow Agents	0	0	310,698	310,698
Accrued Interest Receivable	3,862	0	28,163	32,025
Accounts Receivable	265,171	0	0	265,171
Intergovernmental Receivable	1,032,999	11,397	78,583	1,122,979
Prepaid Items	1,033	0	0	1,033
Municipal Income Taxes Receivable	0	218,023	113,335	331,358
Permissive Motor Vehicle Taxes Receivable	17,001	0	0	17,001
Property Taxes Receivable	1,885,582	125,706	0	2,011,288
<i>Total Assets</i>	<u>\$9,505,124</u>	<u>\$1,602,668</u>	<u>\$10,346,105</u>	<u>\$21,453,897</u>
Liabilities and Fund Balances				
Liabilities				
Accounts Payable	\$4,306	\$0	\$0	\$4,306
Contracts Payable	33,315	0	0	33,315
Accrued Wages	97,287	0	0	97,287
Retainage Payable	0	0	310,698	310,698
Interfund Payable	1,700	0	400,000	401,700
Intergovernmental Payable	20,411	0	0	20,411
Deferred Revenue	2,742,873	215,126	70,373	3,028,372
Advances From Other Funds	0	0	50,000	50,000
<i>Total Liabilities</i>	<u>2,899,892</u>	<u>215,126</u>	<u>831,071</u>	<u>3,946,089</u>
Fund Balances				
Nonspendable	531,259	0	0	531,259
Restricted	5,892,827	1,387,542	9,503,014	16,783,383
Committed	181,146	0	0	181,146
Assigned	0	0	15,607	15,607
Unassigned (Deficit)	0	0	(3,587)	(3,587)
<i>Total Fund Balances</i>	<u>6,605,232</u>	<u>1,387,542</u>	<u>9,515,034</u>	<u>17,507,808</u>
<i>Total Liabilities and Fund Balances</i>	<u>\$9,505,124</u>	<u>\$1,602,668</u>	<u>\$10,346,105</u>	<u>\$21,453,897</u>

City of Westlake, Ohio
Combining Statement of Revenues, Expenditures and Changes in Fund Balances
Nonmajor Governmental Funds
For the Year Ended December 31, 2009

	Nonmajor Special Revenue Funds	Nonmajor Debt Service Funds	Nonmajor Capital Projects Funds	Total Nonmajor Governmental Funds
Revenues				
Property Taxes	\$1,908,802	\$127,253	\$0	\$2,036,055
Municipal Income Taxes	0	973,300	546,551	1,519,851
Permissive Motor Vehicle Taxes	224,745	0	0	224,745
Charges for Services	842,966	0	0	842,966
Licenses, Permits and Fees	0	0	91,049	91,049
Fines and Forfeitures	568,747	0	0	568,747
Intergovernmental	1,795,140	20,155	122,288	1,937,583
Interest	69,841	0	177,590	247,431
Donations	38,073	0	0	38,073
<i>Total Revenues</i>	<u>5,448,314</u>	<u>1,120,708</u>	<u>937,478</u>	<u>7,506,500</u>
Expenditures				
Current:				
General Government	1,633	0	0	1,633
Security of Persons and Property	3,793,389	0	0	3,793,389
Public Health Services	855	0	0	855
Transportation	1,229,277	0	0	1,229,277
Community Environment	34,517	0	0	34,517
Basic Utility Services	82,951	0	0	82,951
Capital Outlay	0	0	2,782,776	2,782,776
Debt Service:				
Principal Retirement	0	925,982	60,761	986,743
Interest and Fiscal Charges	0	418,768	0	418,768
Capital Appreciation Bonds Interest	0	134,018	0	134,018
<i>Total Expenditures</i>	<u>5,142,622</u>	<u>1,478,768</u>	<u>2,843,537</u>	<u>9,464,927</u>
<i>Excess of Revenues Over (Under) Expenditures</i>	<u>305,692</u>	<u>(358,060)</u>	<u>(1,906,059)</u>	<u>(1,958,427)</u>
Other Financing Sources (Uses)				
Transfers In	400,000	0	489,476	889,476
Transfers Out	(150,000)	0	0	(150,000)
<i>Total Other Financing Sources (Uses)</i>	<u>250,000</u>	<u>0</u>	<u>489,476</u>	<u>739,476</u>
<i>Net Change in Fund Balances</i>	555,692	(358,060)	(1,416,583)	(1,218,951)
<i>Fund Balances Beginning of Year</i>	<u>6,049,540</u>	<u>1,745,602</u>	<u>10,931,617</u>	<u>18,726,759</u>
<i>Fund Balances End of Year</i>	<u><u>\$6,605,232</u></u>	<u><u>\$1,387,542</u></u>	<u><u>\$9,515,034</u></u>	<u><u>\$17,507,808</u></u>

City of Westlake, Ohio
Combining Balance Sheet
Nonmajor Special Revenue Funds
December 31, 2009

	Street Maintenance	State Highway	Permissive Motor Vehicle License	Police Pension	Fire Pension
Assets					
Equity in Pooled Cash and Cash Equivalents	\$1,688,991	\$215,824	\$655,336	\$235,429	\$253,427
Accrued Interest Receivable	2,833	22	429	0	0
Accounts Receivable	0	0	0	0	0
Intergovernmental Receivable	691,898	56,016	0	24,049	24,049
Prepaid Items	0	0	0	0	0
Permissive Motor Vehicle Taxes Receivable	0	0	17,001	0	0
Property Taxes Receivable	0	0	0	377,117	377,117
<i>Total Assets</i>	<u>\$2,383,722</u>	<u>\$271,862</u>	<u>\$672,766</u>	<u>\$636,595</u>	<u>\$654,593</u>
Liabilities and Fund Balances					
Liabilities					
Accounts Payable	\$122	\$0	\$0	\$0	\$0
Contracts Payable	0	0	33,315	0	0
Accrued Wages	8,569	0	31	0	0
Interfund Payable	0	0	0	0	0
Intergovernmental Payable	1,798	0	6	0	0
Deferred Revenue	451,629	36,620	0	401,166	401,166
<i>Total Liabilities</i>	<u>462,118</u>	<u>36,620</u>	<u>33,352</u>	<u>401,166</u>	<u>401,166</u>
Fund Balances					
Nonspendable	0	0	0	0	0
Restricted	1,921,604	235,242	639,414	235,429	253,427
Committed	0	0	0	0	0
<i>Total Fund Balances</i>	<u>1,921,604</u>	<u>235,242</u>	<u>639,414</u>	<u>235,429</u>	<u>253,427</u>
<i>Total Liabilities and Fund Balances</i>	<u>\$2,383,722</u>	<u>\$271,862</u>	<u>\$672,766</u>	<u>\$636,595</u>	<u>\$654,593</u>

(continued)

City of Westlake, Ohio
Combining Balance Sheet
Nonmajor Special Revenue Funds (continued)
December 13, 2009

	Police and Fire Operating	Law Enforcement	Mandatory Drug Fines	Alcohol Education	Juvenile Diversion
Assets					
Equity in Pooled Cash and					
Cash Equivalents	\$482,490	\$301,226	\$62,444	\$55,773	\$1,935
Accrued Interest Receivable	0	0	0	0	0
Accounts Receivable	0	0	0	1,498	0
Intergovernmental Receivable	72,144	0	0	0	0
Prepaid Items	0	1,033	0	0	0
Permissive Motor Vehicle Taxes Receivable	0	0	0	0	0
Property Taxes Receivable	1,131,348	0	0	0	0
<i>Total Assets</i>	<u>\$1,685,982</u>	<u>\$302,259</u>	<u>\$62,444</u>	<u>\$57,271</u>	<u>\$1,935</u>
Liabilities and Fund Balances					
Liabilities					
Accounts Payable	\$0	\$0	\$0	\$0	\$0
Contracts Payable	0	0	0	0	0
Accrued Wages	70,097	0	0	0	176
Interfund Payable	0	0	0	0	0
Intergovernmental Payable	14,708	0	0	0	37
Deferred Revenue	1,203,492	0	0	0	0
<i>Total Liabilities</i>	<u>1,288,297</u>	<u>0</u>	<u>0</u>	<u>0</u>	<u>213</u>
Fund Balances					
Nonspendable	0	1,033	0	0	0
Restricted	397,685	301,226	62,444	57,271	1,722
Committed	0	0	0	0	0
<i>Total Fund Balances</i>	<u>397,685</u>	<u>302,259</u>	<u>62,444</u>	<u>57,271</u>	<u>1,722</u>
<i>Total Liabilities and Fund Balances</i>	<u>\$1,685,982</u>	<u>\$302,259</u>	<u>\$62,444</u>	<u>\$57,271</u>	<u>\$1,935</u>

Federal Equitable	FEMA	Emergency Medical Service	Cemetery Investment	Westlake/ Bay Ecological	City Donations	Total Nonmajor Special Revenue Funds
\$672,947	\$67	\$816,897	\$530,226	\$145,318	\$181,146	\$6,299,476
578	0	0	0	0	0	3,862
43	0	263,630	0	0	0	265,171
0	1,670	163,173	0	0	0	1,032,999
0	0	0	0	0	0	1,033
0	0	0	0	0	0	17,001
0	0	0	0	0	0	1,885,582
<u>\$673,568</u>	<u>\$1,737</u>	<u>\$1,243,700</u>	<u>\$530,226</u>	<u>\$145,318</u>	<u>\$181,146</u>	<u>\$9,505,124</u>
\$0	\$0	\$4,184	\$0	\$0	\$0	\$4,306
0	0	0	0	0	0	33,315
0	0	18,414	0	0	0	97,287
0	1,700	0	0	0	0	1,700
0	0	3,862	0	0	0	20,411
0	0	248,800	0	0	0	2,742,873
0	1,700	275,260	0	0	0	2,899,892
0	0	0	530,226	0	0	531,259
673,568	37	968,440	0	145,318	0	5,892,827
0	0	0	0	0	181,146	181,146
<u>673,568</u>	<u>37</u>	<u>968,440</u>	<u>530,226</u>	<u>145,318</u>	<u>181,146</u>	<u>6,605,232</u>
<u>\$673,568</u>	<u>\$1,737</u>	<u>\$1,243,700</u>	<u>\$530,226</u>	<u>\$145,318</u>	<u>\$181,146</u>	<u>\$9,505,124</u>

City of Westlake, Ohio
Combining Statement of Revenues, Expenditures and Changes in Fund Balances
Nonmajor Special Revenue Funds
For the Year Ended December 31, 2009

	Street Maintenance	State Highway	Permissive Motor Vehicle License	Police Pension
Revenues				
Property Taxes	\$0	\$0	\$0	\$381,760
Permissive Motor Vehicle Taxes	0	0	224,745	0
Charges for Services	0	0	0	0
Fines and Forfeitures	0	0	0	0
Intergovernmental	1,379,234	111,906	0	60,466
Interest	44,577	569	19,444	0
Donations	0	0	0	0
<i>Total Revenues</i>	<u>1,423,811</u>	<u>112,475</u>	<u>244,189</u>	<u>442,226</u>
Expenditures				
Current:				
General Government	0	0	0	0
Security of Persons and Property	0	0	0	772,174
Public Health Services	0	0	0	0
Transportation	601,792	18,205	609,280	0
Community Environment	0	0	0	0
Basic Utility Services	0	0	0	0
<i>Total Expenditures</i>	<u>601,792</u>	<u>18,205</u>	<u>609,280</u>	<u>772,174</u>
<i>Excess of Revenues Over (Under) Expenditures</i>	<u>822,019</u>	<u>94,270</u>	<u>(365,091)</u>	<u>(329,948)</u>
Other Financing Sources (Uses)				
Transfers In	0	0	0	150,000
Transfers Out	0	(150,000)	0	0
<i>Total Other Financing Sources (Uses)</i>	<u>0</u>	<u>(150,000)</u>	<u>0</u>	<u>150,000</u>
<i>Net Change in Fund Balances</i>	822,019	(55,730)	(365,091)	(179,948)
<i>Fund Balances Beginning of Year</i>	<u>1,099,585</u>	<u>290,972</u>	<u>1,004,505</u>	<u>415,377</u>
<i>Fund Balances End of Year</i>	<u>\$1,921,604</u>	<u>\$235,242</u>	<u>\$639,414</u>	<u>\$235,429</u>

Fire Pension	Police and Fire Operating	Law Enforcement	Mandatory Drug Fines	Alcohol Education	Juvenile Diversion
\$381,760	\$1,145,282	\$0	\$0	\$0	\$0
0	0	0	0	0	0
0	0	0	0	0	0
0	0	29,832	58,990	18,287	2,000
60,466	181,398	0	0	0	0
0	0	0	0	0	0
0	0	0	0	0	0
442,226	1,326,680	29,832	58,990	18,287	2,000
0	0	0	0	0	0
764,008	1,624,814	37,426	11,978	15,117	3,813
0	0	0	0	0	0
0	0	0	0	0	0
0	0	0	0	0	0
0	0	0	0	0	0
764,008	1,624,814	37,426	11,978	15,117	3,813
(321,782)	(298,134)	(7,594)	47,012	3,170	(1,813)
250,000	0	0	0	0	0
0	0	0	0	0	0
250,000	0	0	0	0	0
(71,782)	(298,134)	(7,594)	47,012	3,170	(1,813)
325,209	695,819	309,853	15,432	54,101	3,535
\$253,427	\$397,685	\$302,259	\$62,444	\$57,271	\$1,722

(continued)

City of Westlake, Ohio
Combining Statement of Revenues, Expenditures and Changes in Fund Balances
Nonmajor Special Revenue Funds (continued)
For the Year Ended December 31, 2009

	Federal Equitable	FEMA	Emergency Medical Service	Cemetery Investment
Revenues				
Property Taxes	\$0	\$0	\$0	\$0
Permissive Motor Vehicle Taxes	0	0	0	0
Charges for Services	0	0	741,173	23,290
Fines and Forfeitures	459,638	0	0	0
Intergovernmental	0	1,670	0	0
Interest	5,251	0	0	0
Donations	0	0	0	0
<i>Total Revenues</i>	<u>464,889</u>	<u>1,670</u>	<u>741,173</u>	<u>23,290</u>
Expenditures				
Current:				
General Government	0	1,633	0	0
Security of Persons and Property	41,681	0	522,378	0
Public Health Services	0	0	0	855
Transportation	0	0	0	0
Community Environment	0	0	0	0
Basic Utility Services	0	0	0	0
<i>Total Expenditures</i>	<u>41,681</u>	<u>1,633</u>	<u>522,378</u>	<u>855</u>
<i>Excess of Revenues Over (Under) Expenditures</i>	<u>423,208</u>	<u>37</u>	<u>218,795</u>	<u>22,435</u>
Other Financing Sources (Uses)				
Transfers In	0	0	0	0
Transfers Out	0	0	0	0
<i>Total Other Financing Sources (Uses)</i>	<u>0</u>	<u>0</u>	<u>0</u>	<u>0</u>
<i>Net Change in Fund Balances</i>	423,208	37	218,795	22,435
<i>Fund Balances Beginning of Year</i>	<u>250,360</u>	<u>0</u>	<u>749,645</u>	<u>507,791</u>
<i>Fund Balances End of Year</i>	<u><u>\$673,568</u></u>	<u><u>\$37</u></u>	<u><u>\$968,440</u></u>	<u><u>\$530,226</u></u>

Westlake/ Bay Ecological	City Donations	Total Nonmajor Special Revenue Funds
\$0	\$0	\$1,908,802
0	0	224,745
78,503	0	842,966
0	0	568,747
0	0	1,795,140
0	0	69,841
0	38,073	38,073
78,503	38,073	5,448,314
0	0	1,633
0	0	3,793,389
0	0	855
0	0	1,229,277
0	34,517	34,517
82,951	0	82,951
82,951	34,517	5,142,622
(4,448)	3,556	305,692
0	0	400,000
0	0	(150,000)
0	0	250,000
(4,448)	3,556	555,692
149,766	177,590	6,049,540
\$145,318	\$181,146	\$6,605,232

City of Westlake, Ohio
Combining Balance Sheet
Nonmajor Debt Service Funds
December 31, 2009

	General Obligation Bond Retirement	Issue 11 Bond Retirement	Total Nonmajor Debt Service Funds
Assets			
Equity in Pooled Cash and Cash Equivalents	\$1,212,542	\$0	\$1,212,542
Cash and Cash Equivalents with Fiscal Agents	0	35,000	35,000
Intergovernmental Receivable	11,397	0	11,397
Municipal Income Taxes Receivable	218,023	0	218,023
Property Taxes Receivable	125,706	0	125,706
<i>Total Assets</i>	<u>\$1,567,668</u>	<u>\$35,000</u>	<u>\$1,602,668</u>
Liabilities and Fund Balances			
Liabilities			
Deferred Revenue	\$215,126	\$0	\$215,126
Fund Balances			
Restricted	1,352,542	35,000	1,387,542
<i>Total Liabilities and Fund Balances</i>	<u>\$1,567,668</u>	<u>\$35,000</u>	<u>\$1,602,668</u>

City of Westlake, Ohio
Combining Statement of Revenues, Expenditures and Changes in Fund Balances
Nonmajor Debt Service Funds
For the Year Ended December 31, 2009

	General Obligation Bond Retirement	Issue 11 Bond Retirement	Total Nonmajor Debt Service Funds
Revenues			
Property Taxes	\$127,253	\$0	\$127,253
Municipal Income Taxes	973,300	0	973,300
Intergovernmental	20,155	0	20,155
<i>Total Revenues</i>	<u>1,120,708</u>	<u>0</u>	<u>1,120,708</u>
Expenditures			
Debt Service:			
Principal Retirement	925,982	0	925,982
Interest and Fiscal Charges	418,768	0	418,768
Capital Appreciation Bonds Interest	134,018	0	134,018
<i>Total Expenditures</i>	<u>1,478,768</u>	<u>0</u>	<u>1,478,768</u>
<i>Net Change in Fund Balances</i>	(358,060)	0	(358,060)
<i>Fund Balances Beginning of Year</i>	<u>1,710,602</u>	<u>35,000</u>	<u>1,745,602</u>
<i>Fund Balances End of Year</i>	<u><u>\$1,352,542</u></u>	<u><u>\$35,000</u></u>	<u><u>\$1,387,542</u></u>

City of Westlake, Ohio
Combining Balance Sheet
Nonmajor Capital Projects Funds
December 31, 2009

	Sanitary Sewer Improvement	Storm Drainage	Crocker Road Improvements	Issue 2 Improvements	Grants
Assets					
Equity in Pooled Cash and Cash Equivalents	\$3,000	\$4,394,867	\$247,932	\$106,413	\$354,186
Cash and Cash Equivalents with Escrow Agents	0	213,157	0	72,260	0
Accrued Interest Receivable	0	24,251	0	0	0
Intergovernmental Receivable	0	0	0	35,407	43,176
Municipal Income Taxes Receivable	0	0	0	0	0
<i>Total Assets</i>	<u>\$3,000</u>	<u>\$4,632,275</u>	<u>\$247,932</u>	<u>\$214,080</u>	<u>\$397,362</u>
Liabilities and Fund Balances					
Liabilities					
Retainage Payable	\$0	\$213,157	\$0	\$72,260	\$0
Interfund Payable	0	0	0	60,000	340,000
Deferred Revenue	0	0	0	35,407	0
Advances From Other Funds	0	0	0	50,000	0
<i>Total Liabilities</i>	<u>0</u>	<u>213,157</u>	<u>0</u>	<u>217,667</u>	<u>340,000</u>
Fund Balances					
Restricted	3,000	4,419,118	247,932	0	57,362
Assigned	0	0	0	0	0
Unassigned (Deficit)	0	0	0	(3,587)	0
<i>Total Fund Balances (Deficit)</i>	<u>3,000</u>	<u>4,419,118</u>	<u>247,932</u>	<u>(3,587)</u>	<u>57,362</u>
<i>Total Liabilities and Fund Balances</i>	<u>\$3,000</u>	<u>\$4,632,275</u>	<u>\$247,932</u>	<u>\$214,080</u>	<u>\$397,362</u>

<u>Impact Fees</u>	<u>Sidewalks</u>	<u>Service Center Construction</u>	<u>Recreation Center Construction</u>	<u>Total Nonmajor Capital Projects Funds</u>
\$1,283,093	\$157,391	\$15,607	\$3,252,837	\$9,815,326
3,281	0	22,000	0	310,698
3,912	0	0	0	28,163
0	0	0	0	78,583
0	0	0	113,335	113,335
<u>\$1,290,286</u>	<u>\$157,391</u>	<u>\$37,607</u>	<u>\$3,366,172</u>	<u>\$10,346,105</u>
\$3,281	\$0	\$22,000	\$0	\$310,698
0	0	0	0	400,000
0	0	0	34,966	70,373
0	0	0	0	50,000
<u>3,281</u>	<u>0</u>	<u>22,000</u>	<u>34,966</u>	<u>831,071</u>
1,287,005	157,391	0	3,331,206	9,503,014
0	0	15,607	0	15,607
0	0	0	0	(3,587)
<u>1,287,005</u>	<u>157,391</u>	<u>15,607</u>	<u>3,331,206</u>	<u>9,515,034</u>
<u>\$1,290,286</u>	<u>\$157,391</u>	<u>\$37,607</u>	<u>\$3,366,172</u>	<u>\$10,346,105</u>

City of Westlake, Ohio
Combining Statement of Revenues, Expenditures and Changes in Fund Balances
Nonmajor Capital Projects Funds
For the Year Ended December 31, 2009

	Sanitary Sewer Improvement	Storm Drainage	Crocker Road Improvements	Issue 2 Improvements	Grants
Revenues					
Municipal Income Taxes	\$0	\$0	\$0	\$0	\$0
Licenses, Permits and Fees	0	59,748	0	0	0
Intergovernmental	0	0	0	61,422	43,176
Interest	0	83,700	0	0	0
<i>Total Revenues</i>	<u>0</u>	<u>143,448</u>	<u>0</u>	<u>61,422</u>	<u>43,176</u>
Expenditures					
Capital Outlay	0	1,730,504	0	34,918	86,717
Debt Service:					
Principal Retirement	0	0	0	60,761	0
<i>Total Expenditures</i>	<u>0</u>	<u>1,730,504</u>	<u>0</u>	<u>95,679</u>	<u>86,717</u>
<i>Excess of Revenues Over (Under) Expenditures</i>	0	(1,587,056)	0	(34,257)	(43,541)
Other Financing Sources					
Transfers In	0	0	0	489,476	0
<i>Net Change in Fund Balances</i>	0	(1,587,056)	0	455,219	(43,541)
<i>Fund Balances (Deficit) Beginning of Year</i>	<u>3,000</u>	<u>6,006,174</u>	<u>247,932</u>	<u>(458,806)</u>	<u>100,903</u>
<i>Fund Balances (Deficit) End of Year</i>	<u>\$3,000</u>	<u>\$4,419,118</u>	<u>\$247,932</u>	<u>(\$3,587)</u>	<u>\$57,362</u>

Impact Fees	Sidewalks	Service Center Construction	Recreation Center Construction	Total Nonmajor Capital Projects Funds
\$0	\$0	\$0	\$546,551	\$546,551
31,301	0	0	0	91,049
0	0	0	17,690	122,288
59,082	34,808	0	0	177,590
90,383	34,808	0	564,241	937,478
758,839	580	99,221	71,997	2,782,776
0	0	0	0	60,761
758,839	580	99,221	71,997	2,843,537
(668,456)	34,228	(99,221)	492,244	(1,906,059)
0		0	0	489,476
(668,456)	34,228	(99,221)	492,244	(1,416,583)
1,955,461	123,163	114,828	2,838,962	10,931,617
<u>\$1,287,005</u>	<u>\$157,391</u>	<u>\$15,607</u>	<u>\$3,331,206</u>	<u>\$9,515,034</u>

Fund Descriptions - Internal Service Funds

Internal service funds are used to account for the financing of services provided by one department or agency to other departments or agencies of the City on a cost-reimbursement basis.

Hospitalization Fund- This fund accounts for a self-insurance program for employee hospital/medical, prescription, dental and vision insurance benefits.

Information Technology Fund - This fund accounts for the allocation of information technology costs back to the user departments.

City of Westlake, Ohio
Combining Statement of Fund Net Assets
Internal Service Funds
December 31, 2009

	<u>Hospitalization</u>	<u>Information Technology</u>	<u>Total Internal Service Funds</u>
Assets			
Equity in Pooled Cash and Cash Equivalents	\$1,015,962	\$229,654	\$1,245,616
Accrued Interest Receivable	112	0	112
Accounts Receivable	30,044	0	30,044
Prepaid Items	0	24,115	24,115
<i>Total Assets</i>	<u>1,046,118</u>	<u>253,769</u>	<u>1,299,887</u>
Liabilities			
<i>Current Liabilities</i>			
Accounts Payable	0	6,885	6,885
Claims Payable	93,397	0	93,397
Accrued Wages	0	7,327	7,327
Intergovernmental Payable	0	1,485	1,485
<i>Total Liabilities</i>	<u>93,397</u>	<u>15,697</u>	<u>109,094</u>
Net Assets			
Unrestricted	<u>\$952,721</u>	<u>\$238,072</u>	<u>\$1,190,793</u>

City of Westlake, Ohio
Combining Statement of Revenues, Expenses and Changes in Fund Net Assets
Internal Service Funds
For the Year Ended December 31, 2009

	Hospitalization	Information Technology	Total Internal Service Funds
Operating Revenues			
Charges for Services	\$3,428,076	\$690,650	\$4,118,726
Operating Expenses			
Personal Services	0	215,551	215,551
Fringe Benefits	0	51,539	51,539
Contractual Services	373,271	184,046	557,317
Materials and Supplies	0	1,442	1,442
Claims	2,963,580	0	2,963,580
<i>Total Operating Expenses</i>	<u>3,336,851</u>	<u>452,578</u>	<u>3,789,429</u>
<i>Operating Income</i>	<u>91,225</u>	<u>238,072</u>	<u>329,297</u>
Non Operating Revenue			
Interest	<u>26,436</u>	<u>0</u>	<u>26,436</u>
<i>Change in Net Assets</i>	117,661	238,072	355,733
<i>Net Assets Beginning of Year</i>	<u>835,060</u>	<u>0</u>	<u>835,060</u>
<i>Net Assets End of Year</i>	<u>\$952,721</u>	<u>\$238,072</u>	<u>\$1,190,793</u>

City of Westlake, Ohio
Combining Statement of Cash Flows
Internal Service Funds
For the Year Ended December 31, 2009

	<u>Hospitalization</u>	<u>Information Technology</u>	<u>Total Internal Service Funds</u>
<i>Increase (Decrease) In Cash and Cash Equivalents</i>			
Cash Flows from Operating Activities			
Cash Received from Interfund Services	\$3,420,001	\$690,650	\$4,110,651
Cash Payments to Suppliers for Goods and Services	(373,271)	(202,718)	(575,989)
Cash Payments for Claims	(3,163,050)	0	(3,163,050)
Cash Payments for Employee Services and Benefits	0	(258,278)	(258,278)
<i>Net Cash Provided by (Used for) Operating Activities</i>	<u>(116,320)</u>	<u>229,654</u>	<u>113,334</u>
Cash Flows from Investing Activities			
Interest	26,324	0	26,324
<i>Net Increase (Decrease) In Cash and Cash Equivalents</i>	(89,996)	229,654	139,658
<i>Cash and Cash Equivalents Beginning of Year</i>	<u>1,105,958</u>	<u>0</u>	<u>1,105,958</u>
<i>Cash and Cash Equivalents End of Year</i>	<u><u>\$1,015,962</u></u>	<u><u>\$229,654</u></u>	<u><u>\$1,245,616</u></u>
Reconciliation of Operating Income to Net Cash Provided by (Used for) Operating Activities			
<i>Operating Income</i>	\$91,225	\$238,072	\$329,297
Increase in Assets:			
Accounts Receivable	(8,075)	0	(8,075)
Prepaid Items		(24,115)	(24,115)
Increase/(Decrease) in Liabilities:			
Accounts Payable	0	6,885	6,885
Accrued Wages	0	7,327	7,327
Intergovernmental Payable	0	1,485	1,485
Claims Payable	(199,470)	0	(199,470)
<i>Net Cash Provided by (Used for) Operating Activities</i>	<u><u>(\$116,320)</u></u>	<u><u>\$229,654</u></u>	<u><u>\$113,334</u></u>

Fund Descriptions - Fiduciary Fund

Fiduciary Fund

Fiduciary fund reporting focuses on net assets and changes in net assets. The fiduciary fund category is split into four classifications: pension trust funds, investment trust funds, private-purpose trust funds and agency funds. Trust funds are used to account for assets held by the City under a trust agreement for individuals, private organizations, or other governments and are therefore not available to support the City's own programs. Agency funds are purely custodial (assets equal liabilities) and thus do not involve measurement of results of operations.

Agency Funds

Central Dispatch Fund - To account for monies received for the West Shore Council of Governments dispatching services.

Deposits Fund - This fund accounts for deposits from various contractors, developers or individuals to insure compliance with City Ordinances. These monies are returned when the work is completed.

Toledo/Lucas County Port Authority Fund - to account for the pass-through of the annual payment of the special assessment from Crocker Park LLC to the Toledo/Lucas County Port Authority for bond payments for the public parking and other improvements made per a cooperative agreement among the City of Westlake, Crocker Park, LLC, and the Toledo/Lucas County Port Authority.

City of Westlake, Ohio
Combining Statement of Changes in Assets and Liabilities
Agency Funds
For the Year Ended December 31, 2009

	Balance 12/31/08	Additions	Reductions	Balance 12/31/09
<i>Central Dispatch</i>				
Assets				
Equity in Pooled Cash and Cash Equivalents	\$138,909	\$841,588	\$867,136	\$113,361
Liabilities				
Deposits Held and Due to Others	\$138,909	\$841,588	\$867,136	\$113,361
<i>Deposits</i>				
Assets				
Equity in Pooled Cash and Cash Equivalents	\$1,608,512	\$315,066	\$843,228	\$1,080,350
Liabilities				
Deposits Held and Due to Others	\$1,608,512	\$315,066	\$843,228	\$1,080,350
<i>Toledo/Lucas County Port Authority</i>				
Assets				
Equity in Pooled Cash and Cash Equivalents	\$0	\$4,860,319	\$4,860,319	\$0
Liabilities				
Deposits Held and Due to Others	\$0	\$4,860,319	\$4,860,319	\$0
<i>Total - All Agency Funds</i>				
Assets				
Equity in Pooled Cash and Cash Equivalents	\$1,747,421	\$6,016,973	\$6,570,683	\$1,193,711
Liabilities				
Deposits Held and Due to Others	\$1,747,421	\$6,016,973	\$6,570,683	\$1,193,711

**Individual Fund Schedules of Revenues,
Expenditures/Expenses and Changes in
Fund Balances/Fund Equity**

Budget (Non-GAAP Basis) and Actual

City of Westlake, Ohio
Schedule of Revenues, Expenditures and Changes
in Fund Balance - Budget (Non-GAAP Basis) and Actual
General Fund
For the Year Ended December 31, 2009

	<u>Budgeted Amounts</u>			Variance with Final Budget Positive (Negative)
	<u>Original</u>	<u>Final</u>	<u>Actual</u>	
Revenues				
Property Taxes	\$9,705,514	\$9,705,514	\$10,180,287	\$474,773
Municipal Income Taxes	12,300,000	12,300,000	12,390,124	90,124
Admission Taxes	200,000	200,000	188,616	(11,384)
Hotel Taxes	435,000	435,000	381,236	(53,764)
Charges for Services	581,500	581,500	459,147	(122,353)
Licenses, Permits and Fees	450,900	450,900	449,730	(1,170)
Fines and Forfeitures	201,000	201,000	203,375	2,375
Intergovernmental	2,876,381	2,876,381	4,736,259	1,859,878
Interest	1,624,000	1,624,000	1,359,227	(264,773)
Rentals	82,450	82,450	74,580	(7,870)
Contributions and Donations	0	0	1,300	1,300
Franchise Taxes	430,000	430,000	447,216	17,216
Miscellaneous	319,400	319,400	674,901	355,501
<i>Total Revenues</i>	<u>29,206,145</u>	<u>29,206,145</u>	<u>31,545,998</u>	<u>2,339,853</u>
Expenditures				
Current:				
General Government				
Council				
Salaries	163,200	163,200	161,717	1,483
Fringe Benefits	30,550	30,550	30,071	479
Contractual Services	19,424	19,424	11,231	8,193
Materials and Supplies	2,000	2,000	527	1,473
Other	30,890	30,890	29,695	1,195
Total Council	<u>246,064</u>	<u>246,064</u>	<u>233,241</u>	<u>12,823</u>
Mayor				
Salaries	215,200	215,200	211,393	3,807
Fringe Benefits	54,000	54,000	53,409	591
Contractual Services	14,640	15,590	14,699	891
Materials and Supplies	6,073	5,123	2,688	2,435
Other	15,730	15,730	13,629	2,101
Total Mayor	<u>305,643</u>	<u>305,643</u>	<u>295,818</u>	<u>9,825</u>
Finance Department				
Salaries	382,300	382,300	371,449	10,851
Fringe Benefits	120,100	120,100	110,751	9,349
Contractual Services	622,217	622,217	582,534	39,683
Materials and Supplies	14,334	14,334	13,223	1,111
Capital Outlay	49,828	49,828	43,353	6,475
Other	48,014	48,014	46,715	1,299
Total Finance Department	<u>\$1,236,793</u>	<u>\$1,236,793</u>	<u>\$1,168,025</u>	<u>\$68,768</u>

(continued)

City of Westlake, Ohio
Schedule of Revenues, Expenditures and Changes
in Fund Balance - Budget (Non-GAAP Basis) and Actual
General Fund (continued)
For the Year Ended December 31, 2009

	<u>Budgeted Amounts</u>			Variance with Final Budget Positive (Negative)
	<u>Original</u>	<u>Final</u>	<u>Actual</u>	
Communications				
Salaries	\$86,000	\$86,000	\$85,251	\$749
Fringe Benefits	24,000	24,000	23,840	160
Contractual Services	60,496	51,457	47,197	4,260
Materials and Supplies	18,352	18,352	12,907	5,445
Capital Outlay	35,000	44,790	33,698	11,092
Other	33,130	32,379	30,915	1,464
Total Communications	256,978	256,978	233,808	23,170
Law Department				
Salaries	319,300	319,300	311,023	8,277
Fringe Benefits	115,200	115,200	105,551	9,649
Contractual Services	249,807	324,807	317,696	7,111
Materials and Supplies	2,000	2,000	623	1,377
Other	24,229	24,229	22,626	1,603
Total Law Department	710,536	785,536	757,519	28,017
Purchasing				
Salaries	142,800	142,800	137,230	5,570
Fringe Benefits	51,950	51,950	50,810	1,140
Contractual Services	3,795	4,295	3,024	1,271
Materials and Supplies	7,154	6,854	5,283	1,571
Other	23,330	23,130	23,008	122
Total Purchasing	229,029	229,029	219,355	9,674
Civil Service				
Salaries	97,000	97,000	95,233	1,767
Fringe Benefits	19,000	19,000	18,683	317
Contractual Services	4,000	4,000	2,127	1,873
Material and Supplies	3,500	3,500	294	3,206
Other	2,000	2,000	682	1,318
Total Civil Service	125,500	125,500	117,019	8,481
Engineering				
Salaries	526,000	531,000	483,464	47,536
Fringe Benefits	200,300	200,300	189,470	10,830
Contractual Services	70,169	70,269	69,016	1,253
Material and Supplies	30,582	30,482	18,176	12,306
Other	87,187	87,187	86,352	835
Total Engineering	\$914,238	\$919,238	\$846,478	\$72,760

(continued)

City of Westlake, Ohio
Schedule of Revenues, Expenditures and Changes
in Fund Balance - Budget (Non-GAAP Basis) and Actual
General Fund (continued)
For the Year Ended December 31, 2009

	<u>Budgeted Amounts</u>			Variance with Final Budget Positive (Negative)
	<u>Original</u>	<u>Final</u>	<u>Actual</u>	
Building Maintenance				
Salaries	\$40,200	\$40,200	\$33,946	\$6,254
Fringe Benefits	11,800	11,800	10,744	1,056
Contractual Services	411,155	411,155	284,321	126,834
Material and Supplies	22,000	22,000	9,083	12,917
Other	1,898	1,898	1,200	698
Total Building Maintenance	487,053	487,053	339,294	147,759
Miscellaneous				
Salaries	333,000	341,000	75,408	265,592
Fringe Benefits	265,200	1,105,650	1,052,534	53,116
Contractual Services	1,614,390	831,313	616,262	215,051
Material and Supplies	115,172	111,672	82,534	29,138
Capital Outlay	24,000	24,000	24,000	0
Other	10,100,691	10,173,591	10,143,379	30,212
Total Miscellaneous	12,452,453	12,587,226	11,994,117	593,109
Cable TV				
Salaries	9,000	9,000	0	9,000
Fringe Benefits	1,000	1,000	0	1,000
Capital Outlay	191,875	1,127,875	1,123,563	4,312
Other	0	100,500	89,744	10,756
Total Cable TV	201,875	1,238,375	1,213,307	25,068
Contracts				
Contractual Services	786,077	786,077	743,763	42,314
Total General Government	17,952,239	19,203,512	18,161,744	1,041,768
Security of Persons and Property				
Police Department				
Salaries	4,741,500	4,741,500	4,651,401	90,099
Fringe Benefits	961,500	958,500	905,322	53,178
Contractual Services	508,566	504,566	429,001	75,565
Materials and Supplies	221,994	221,994	178,056	43,938
Capital Outlay	50,000	50,000	0	50,000
Other	25,745	32,745	24,128	8,617
Total Police Department	6,509,305	6,509,305	6,187,908	321,397
Fire Department				
Salaries	2,848,000	2,848,000	2,774,829	73,171
Fringe Benefits	542,100	542,100	501,365	40,735
Contractual Services	276,990	328,196	286,007	42,189
Materials and Supplies	97,983	93,483	76,941	16,542
Capital Outlay	131,000	92,294	69,375	22,919
Other	207,193	207,193	203,561	3,632
Total Fire Department	\$4,103,266	\$4,111,266	\$3,912,078	\$199,188

(continued)

City of Westlake, Ohio
Schedule of Revenues, Expenditures and Changes
in Fund Balance - Budget (Non-GAAP Basis) and Actual
General Fund (continued)
For the Year Ended December 31, 2009

	<u>Budgeted Amounts</u>			Variance with Final Budget Positive (Negative)
	<u>Original</u>	<u>Final</u>	<u>Actual</u>	
Safety Town				
Salaries	\$7,800	\$7,800	\$7,800	\$0
Fringe Benefits	1,400	1,400	1,335	65
Other	6,000	6,000	4,491	1,509
	<u>15,200</u>	<u>15,200</u>	<u>13,626</u>	<u>1,574</u>
<i>Total Security of Persons and Property</i>	<u>10,627,771</u>	<u>10,635,771</u>	<u>10,113,612</u>	<u>522,159</u>
Public Health Services				
Community Services				
Salaries	501,700	501,700	446,133	55,567
Fringe Benefits	118,150	120,350	110,210	10,140
Contractual Services	95,138	92,938	79,579	13,359
Materials and Supplies	29,645	29,645	20,608	9,037
Other	294,676	294,676	199,649	95,027
	<u>1,039,309</u>	<u>1,039,309</u>	<u>856,179</u>	<u>183,130</u>
Cemetery Operations				
Salaries	41,000	53,000	48,161	4,839
Fringe Benefits	19,900	23,750	22,607	1,143
Contractual Services	15,337	17,787	15,183	2,604
Materials and Supplies	11,495	9,045	4,941	4,104
Other	5,990	5,990	4,034	1,956
	<u>93,722</u>	<u>109,572</u>	<u>94,926</u>	<u>14,646</u>
<i>Total Public Health Services</i>	<u>1,133,031</u>	<u>1,148,881</u>	<u>951,105</u>	<u>197,776</u>
Transportation				
Service Director				
Salaries	158,200	158,200	155,897	2,303
Fringe Benefits	30,900	30,900	29,309	1,591
Contractual Services	1,000	1,000	0	1,000
Materials and Supplies	7,003	7,003	2,911	4,092
Other	44,900	44,900	43,321	1,579
	<u>242,003</u>	<u>242,003</u>	<u>231,438</u>	<u>10,565</u>
City Service				
Salaries	1,558,600	1,530,400	1,400,805	129,595
Fringe Benefits	612,985	612,985	573,331	39,654
Contractual Services	2,507,272	2,538,522	2,435,727	102,795
Materials and Supplies	358,196	357,846	241,788	116,058
Capital Outlay	4,850	6,300	6,196	104
Other	95,924	99,374	91,879	7,495
	<u>\$5,137,827</u>	<u>\$5,145,427</u>	<u>\$4,749,726</u>	<u>\$395,701</u>

(continued)

City of Westlake, Ohio
Schedule of Revenues, Expenditures and Changes
in Fund Balance - Budget (Non-GAAP Basis) and Actual
General Fund (continued)
For the Year Ended December 31, 2009

	<u>Budgeted Amounts</u>			Variance with Final Budget Positive (Negative)
	<u>Original</u>	<u>Final</u>	<u>Actual</u>	
Snow Removal				
Salaries	\$265,400	\$265,400	\$161,736	\$103,664
Fringe Benefits	41,000	41,000	24,612	16,388
Contractual Services	28,000	28,000	27,926	74
Other	1,200	1,200	1,200	0
<u>Total Snow Removal</u>	<u>335,600</u>	<u>335,600</u>	<u>215,474</u>	<u>120,126</u>
<i>Total Transportation</i>	<u>5,715,430</u>	<u>5,723,030</u>	<u>5,196,638</u>	<u>526,392</u>
Community Environment				
Planning				
Salaries	398,500	398,500	368,806	29,694
Fringe Benefits	116,950	116,950	110,518	6,432
Contractual Services	81,300	81,400	78,343	3,057
Materials and Supplies	11,539	11,439	3,188	8,251
Other	39,720	39,720	38,361	1,359
<u>Total Planning</u>	<u>648,009</u>	<u>648,009</u>	<u>599,216</u>	<u>48,793</u>
Zoning				
Contractual Services	2,400	2,400	2,142	258
Materials and Supplies	1,500	1,500	673	827
Other	100	100	0	100
<u>Total Zoning</u>	<u>4,000</u>	<u>4,000</u>	<u>2,815</u>	<u>1,185</u>
Board of Building Standards				
Contractual Services	300	300	0	300
Materials and Supplies	200	200	7	193
Other	100	100	0	100
<u>Total Board of Building Standards</u>	<u>600</u>	<u>600</u>	<u>7</u>	<u>593</u>
Inspection				
Salaries	558,500	563,500	559,333	4,167
Fringe Benefits	176,900	176,900	172,358	4,542
Contractual Services	22,812	22,812	16,074	6,738
Materials and Supplies	22,367	22,367	13,921	8,446
Other	61,154	61,154	60,260	894
<u>Total Inspection</u>	<u>841,733</u>	<u>846,733</u>	<u>821,946</u>	<u>24,787</u>
Architect				
Contractual Services	\$100,512	\$100,512	\$59,947	\$40,565

(continued)

City of Westlake, Ohio
Schedule of Revenues, Expenditures and Changes
in Fund Balance - Budget (Non-GAAP Basis) and Actual
General Fund (continued)
For the Year Ended December 31, 2009

	<u>Budgeted Amounts</u>			Variance with Final Budget Positive (Negative)
	<u>Original</u>	<u>Final</u>	<u>Actual</u>	
Unclaimed Monies				
Salaries	\$5,000	\$5,000	\$0	\$5,000
Other	5,000	5,000	1,888	3,112
Total Unclaimed Monies	<u>10,000</u>	<u>10,000</u>	<u>1,888</u>	<u>8,112</u>
<i>Total Community Environment</i>	<u>1,604,854</u>	<u>1,609,854</u>	<u>1,485,819</u>	<u>124,035</u>
Basic Utility Services				
Forester				
Salaries	223,300	223,300	201,484	21,816
Fringe Benefits	88,400	88,400	83,866	4,534
Contractual Services	25,120	25,120	23,861	1,259
Materials and Supplies	500	500	108	392
Other	6,000	6,000	5,008	992
Total Forester	<u>343,320</u>	<u>343,320</u>	<u>314,327</u>	<u>28,993</u>
Storm Drainage				
Salaries	32,000	32,000	12,281	19,719
Fringe Benefits	10,300	10,300	1,852	8,448
Contractual Services	72,058	72,058	37,979	34,079
Materials and Supplies	51,064	51,064	47,081	3,983
Capital Outlay	67	67	50	17
Other	10,000	10,000	6,959	3,041
Total Storm Drainage	<u>175,489</u>	<u>175,489</u>	<u>106,202</u>	<u>69,287</u>
Leaf Pick-Up				
Salaries	173,000	173,000	169,686	3,314
Fringe Benefits	26,700	26,700	25,983	717
Contractual Services	56,015	56,015	54,099	1,916
Other	1,000	1,000	348	652
Total Leaf Pick-Up	<u>256,715</u>	<u>256,715</u>	<u>250,116</u>	<u>6,599</u>
<i>Total Basic Utility Services</i>	<u>775,524</u>	<u>775,524</u>	<u>670,645</u>	<u>104,879</u>
Leisure Time Activities				
Swimming Pool Operations				
Salaries	129,100	129,100	106,955	22,145
Fringe Benefits	20,100	20,100	16,478	3,622
Contractual Services	49,734	56,234	41,251	14,983
Materials and Supplies	43,000	43,000	24,833	18,167
Other	9,473	8,973	4,936	4,037
Total Swimming Pool Operations	<u>\$251,407</u>	<u>\$257,407</u>	<u>\$194,453</u>	<u>\$62,954</u>

(continued)

City of Westlake, Ohio
Schedule of Revenues, Expenditures and Changes
in Fund Balance - Budget (Non-GAAP Basis) and Actual
General Fund (continued)
For the Year Ended December 31, 2009

	<u>Budgeted Amounts</u>			Variance with Final Budget Positive (Negative)
	<u>Original</u>	<u>Final</u>	<u>Actual</u>	
Recreation				
Salaries	\$188,500	\$188,500	\$165,872	\$22,628
Fringe Benefits	58,850	58,850	55,427	3,423
Contractual Services	81,941	81,941	72,250	9,691
Materials and Supplies	17,200	19,200	19,054	146
Other	500	500	471	29
Total Recreation	346,991	348,991	313,074	35,917
Park				
Salaries	181,000	181,000	131,591	49,409
Fringe Benefits	77,700	75,700	49,680	26,020
Contractual Services	115,726	123,226	109,499	13,727
Materials and Supplies	11,200	13,200	12,562	638
Other	10,000	9,900	9,605	295
Total Park	395,626	403,026	312,937	90,089
<i>Total Leisure Time Activities</i>	<i>994,024</i>	<i>1,009,424</i>	<i>820,464</i>	<i>188,960</i>
Capital Outlay				
Equipment Replacement				
Capital Outlay	297,394	297,394	208,642	88,752
Total Expenditures	39,100,267	40,403,390	37,608,669	2,794,721
<i>Excess of Revenues Under Expenditures</i>	<i>(9,894,122)</i>	<i>(11,197,245)</i>	<i>(6,062,671)</i>	<i>5,134,574</i>
Other Financing Sources (Uses)				
Sale of Capital Assets	0	0	13,902	13,902
Advances In	1,941,700	1,941,700	1,510,000	(431,700)
Advances Out	(51,700)	(51,700)	(51,700)	0
Transfers Out	(460,800)	(460,800)	(460,800)	0
Total Other Financing Sources (Uses)	1,429,200	1,429,200	1,011,402	(417,798)
Net Change in Fund Balance	(8,464,922)	(9,768,045)	(5,051,269)	4,716,776
Fund Balance Beginning of Year	15,779,542	15,779,542	15,779,542	0
Prior Year Encumbrances Appropriated	11,001,020	11,001,020	11,001,020	0
Fund Balance End of Year	\$18,315,640	\$17,012,517	\$21,729,293	\$4,716,776

City of Westlake, Ohio
Schedule of Revenues, Expenditures and Changes
in Fund Balance - Budget (Non-GAAP Basis) and Actual
Recreation Fund
For the Year Ended December 31, 2009

	Budgeted Amounts			Variance with Final Budget Positive (Negative)
	Original	Final	Actual	
Revenues				
Municipal Income Taxes	\$250,000	\$250,000	\$0	(\$250,000)
Charges for Services	2,133,500	2,133,500	2,068,042	(65,458)
Interest	60,000	60,000	0	(60,000)
Rentals	87,500	87,500	74,867	(12,633)
Miscellaneous	7,100	7,100	11,253	4,153
<i>Total Revenues</i>	2,538,100	2,538,100	2,154,162	(383,938)
Expenditures				
Current:				
Leisure Time Activities:				
Recreation:				
Salaries	1,222,700	1,222,700	1,128,150	94,550
Fringe Benefits	333,701	382,075	362,272	19,803
Contractual Services	845,465	890,465	683,581	206,884
Materials and Supplies	147,050	173,050	119,287	53,763
Other	239,799	239,799	219,540	20,259
<i>Total Expenditures</i>	2,788,715	2,908,089	2,512,830	395,259
<i>Net Change in Fund Balance</i>	(250,615)	(369,989)	(358,668)	11,321
<i>Fund Balance Beginning of Year</i>	1,597,881	1,597,881	1,597,881	0
Prior Year Encumbrances Appropriated	93,675	93,675	93,675	0
<i>Fund Balance End of Year</i>	\$1,440,941	\$1,321,567	\$1,332,888	\$11,321

City of Westlake, Ohio
Schedule of Revenues, Expenditures and Changes
in Fund Balance - Budget (Non-GAAP Basis) and Actual
Special Assessment Bond Retirement Fund
For the Year Ended December 31, 2009

	<u>Budgeted Amounts</u>			Variance with Final Budget Positive (Negative)
	<u>Original</u>	<u>Final</u>	<u>Actual</u>	
Revenues				
Special Assessments	\$300,000	\$300,000	\$300,000	\$0
Interest	348,000	348,000	283,422	(64,578)
<i>Total Revenues</i>	<u>648,000</u>	<u>648,000</u>	<u>583,422</u>	<u>(64,578)</u>
Expenditures				
Debt Service:				
Principal Retirement	310,000	310,000	300,000	10,000
Interest and Fiscal Charges	234,500	234,500	230,059	4,441
<i>Total Expenditures</i>	<u>544,500</u>	<u>544,500</u>	<u>530,059</u>	<u>14,441</u>
<i>Net Change in Fund Balance</i>	103,500	103,500	53,363	(50,137)
<i>Fund Balance Beginning of Year</i>	<u>385,368</u>	<u>385,368</u>	<u>385,368</u>	<u>0</u>
<i>Fund Balance End of Year</i>	<u><u>\$488,868</u></u>	<u><u>\$488,868</u></u>	<u><u>\$438,731</u></u>	<u><u>(\$50,137)</u></u>

City of Westlake, Ohio
Schedule of Revenues, Expenditures and Changes
in Fund Balance - Budget (Non-GAAP Basis) and Actual
Issue 11 Improvements Fund
For the Year Ended December 31, 2009

	Budgeted Amounts			Variance with Final Budget Positive (Negative)
	Original	Final	Actual	
Revenues				
Municipal Income Taxes	\$4,700,000	\$4,700,000	\$4,668,602	(\$31,398)
Intergovernmental	70,000	70,000	53,070	(16,930)
Interest	340,000	340,000	269,791	(70,209)
Miscellaneous	0	0	625	625
<i>Total Revenues</i>	<u>5,110,000</u>	<u>5,110,000</u>	<u>4,992,088</u>	<u>(117,912)</u>
Expenditures				
Capital Outlay:				
Issue 11 Improvements:				
Salaries	100,000	160,000	132,604	27,396
Fringe Benefits	15,500	25,500	20,105	5,395
Contractual Services	151,000	151,000	140,976	10,024
Capital Outlay	10,366,126	10,366,126	8,441,330	1,924,796
Other	1,890,744	1,267,866	56,596	1,211,270
Total Capital Outlay	<u>12,523,370</u>	<u>11,970,492</u>	<u>8,791,611</u>	<u>3,178,881</u>
Debt Service:				
Note Issuance Costs	0	22,878	22,878	0
<i>Total Expenditures</i>	<u>12,523,370</u>	<u>11,993,370</u>	<u>8,814,489</u>	<u>3,178,881</u>
<i>Excess of Revenues Under Expenditures</i>	<u>(7,413,370)</u>	<u>(6,883,370)</u>	<u>(3,822,401)</u>	<u>3,060,969</u>
Other Financing Sources (Uses)				
Bond Anticipation Notes Issued	10,000,000	10,000,000	9,300,000	(700,000)
Bond Anticipation Notes Premium	0	0	22,878	22,878
Advances Out	0	(60,000)	(60,000)	0
Transfers Out	0	(600,000)	(278,676)	321,324
<i>Total Other Financing Sources (Uses)</i>	<u>10,000,000</u>	<u>9,340,000</u>	<u>8,984,202</u>	<u>(355,798)</u>
<i>Net Change in Fund Balance</i>	2,586,630	2,456,630	5,161,801	2,705,171
<i>Fund Balance Beginning of Year</i>	8,650,122	8,650,122	8,650,122	0
Prior Year Encumbrances Appropriated	<u>1,772,370</u>	<u>1,772,370</u>	<u>1,772,370</u>	<u>0</u>
<i>Fund Balance End of Year</i>	<u>\$13,009,122</u>	<u>\$12,879,122</u>	<u>\$15,584,293</u>	<u>\$2,705,171</u>

City of Westlake, Ohio
Schedule of Revenues, Expenses and Changes
in Fund Equity - Budget (Non-GAAP Basis) and Actual
Sewer Fund
For the Year Ended December 31, 2009

	<u>Budgeted Amounts</u>			Variance with Final Budget Positive (Negative)
	<u>Original</u>	<u>Final</u>	<u>Actual</u>	
Revenues				
Charges for Services	\$1,820,000	\$1,820,000	\$1,685,978	(\$134,022)
Tap-In Fees	40,000	40,000	47,452	7,452
Interest	245,000	245,000	254,154	9,154
Miscellaneous	0	0	600	600
<i>Total Revenues</i>	<u>2,105,000</u>	<u>2,105,000</u>	<u>1,988,184</u>	<u>(116,816)</u>
Expenses				
Personal Services	430,300	490,300	403,962	86,338
Fringe Benefits	149,900	184,225	162,424	21,801
Contractual Services	1,913,475	1,896,875	1,783,137	113,738
Materials and Supplies	15,500	15,500	13,048	2,452
Capital Outlay	1,374,232	1,899,232	1,892,514	6,718
Other	65,244	81,845	62,681	19,164
<i>Total Expenses</i>	<u>3,948,651</u>	<u>4,567,977</u>	<u>4,317,766</u>	<u>250,211</u>
<i>Net Change in Fund Equity</i>	(1,843,651)	(2,462,977)	(2,329,582)	133,395
<i>Fund Equity Beginning of Year</i>	9,253,240	9,253,240	9,253,240	0
Prior Year Encumbrances Appropriated	<u>379,201</u>	<u>379,201</u>	<u>379,201</u>	<u>0</u>
<i>Fund Equity End of Year</i>	<u>\$7,788,790</u>	<u>\$7,169,464</u>	<u>\$7,302,859</u>	<u>\$133,395</u>

City of Westlake, Ohio
Schedule of Revenues, Expenditures and Changes
in Fund Balance - Budget (Non-GAAP Basis) and Actual
Street Maintenance Fund
For the Year Ended December 31, 2009

	<u>Budgeted Amounts</u>			Variance with Final Budget Positive (Negative)
	<u>Original</u>	<u>Final</u>	<u>Actual</u>	
Revenues				
Intergovernmental	\$1,462,000	\$1,462,000	\$1,403,635	(\$58,365)
Interest	38,000	38,000	41,744	3,744
<i>Total Revenues</i>	<u>1,500,000</u>	<u>1,500,000</u>	<u>1,445,379</u>	<u>(54,621)</u>
Expenditures				
Current:				
Transportation:				
Street Maintenance and Repair:				
Salaries	270,300	270,300	188,940	81,360
Fringe Benefits	84,900	95,750	74,753	20,997
Contractual Services	60,438	67,338	64,214	3,124
Materials and Supplies	595,543	588,643	418,517	170,126
Other	14,318	14,318	13,129	1,189
<i>Total Expenditures</i>	<u>1,025,499</u>	<u>1,036,349</u>	<u>759,553</u>	<u>276,796</u>
<i>Net Change in Fund Balance</i>	474,501	463,651	685,826	222,175
<i>Fund Balance Beginning of Year</i>	767,630	767,630	767,630	0
Prior Year Encumbrances Appropriated	<u>88,799</u>	<u>88,799</u>	<u>88,799</u>	<u>0</u>
<i>Fund Balance End of Year</i>	<u><u>\$1,330,930</u></u>	<u><u>\$1,320,080</u></u>	<u><u>\$1,542,255</u></u>	<u><u>\$222,175</u></u>

City of Westlake, Ohio
Schedule of Revenues, Expenditures and Changes
in Fund Balance - Budget (Non-GAAP Basis) and Actual
State Highway Fund
For the Year Ended December 31, 2009

	<u>Budgeted Amounts</u>			Variance with Final Budget Positive (Negative)
	<u>Original</u>	<u>Final</u>	<u>Actual</u>	
Revenues				
Intergovernmental	\$125,000	\$125,000	\$113,808	(\$11,192)
Interest	0	0	913	913
<i>Total Revenues</i>	125,000	125,000	114,721	(10,279)
Expenditures				
Current:				
Transportation:				
State Highway				
Materials and Supplies	35,092	35,092	30,273	4,819
<i>Excess of Revenues Over Expenditures</i>	89,908	89,908	84,448	(5,460)
Other Financing Uses				
Transfers Out	(150,000)	(150,000)	(150,000)	0
<i>Net Change in Fund Balance</i>	(60,092)	(60,092)	(65,552)	(5,460)
<i>Fund Balance Beginning of Year</i>	266,759	266,759	266,759	0
Prior Year Encumbrances Appropriated	5,092	5,092	5,092	0
<i>Fund Balance End of Year</i>	<u>\$211,759</u>	<u>\$211,759</u>	<u>\$206,299</u>	<u>(\$5,460)</u>

City of Westlake, Ohio
Schedule of Revenues, Expenditures and Changes
in Fund Balance - Budget (Non-GAAP Basis) and Actual
Permissive Motor Vehicle License Fund
For the Year Ended December 31, 2009

	<u>Budgeted Amounts</u>			Variance with Final Budget Positive (Negative)
	<u>Original</u>	<u>Final</u>	<u>Actual</u>	
Revenues				
Permissive Motor Vehicle Taxes	\$260,000	\$260,000	\$261,705	\$1,705
Interest	28,000	28,000	18,972	(9,028)
<i>Total Revenues</i>	<u>288,000</u>	<u>288,000</u>	<u>280,677</u>	<u>(7,323)</u>
Expenditures				
Current:				
Transportation:				
Permissive Motor Vehicle License:				
Salaries	50,000	50,000	23,872	26,128
Fringe Benefits	7,800	7,800	3,560	4,240
Capital Outlay	700,000	700,000	699,100	900
Other	42,200	42,200	6,130	36,070
<i>Total Expenditures</i>	<u>800,000</u>	<u>800,000</u>	<u>732,662</u>	<u>67,338</u>
<i>Net Change in Fund Balance</i>	(512,000)	(512,000)	(451,985)	60,015
<i>Fund Balance Beginning of Year</i>	<u>950,587</u>	<u>950,587</u>	<u>950,587</u>	<u>0</u>
<i>Fund Balance End of Year</i>	<u><u>\$438,587</u></u>	<u><u>\$438,587</u></u>	<u><u>\$498,602</u></u>	<u><u>\$60,015</u></u>

City of Westlake, Ohio
Schedule of Revenues, Expenditures and Changes
in Fund Balance - Budget (Non-GAAP Basis) and Actual
Police Pension Fund
For the Year Ended December 31, 2009

	<u>Budgeted Amounts</u>			Variance with Final Budget Positive (Negative)
	<u>Original</u>	<u>Final</u>	<u>Actual</u>	
Revenues				
Property Taxes	\$363,708	\$363,708	\$381,760	\$18,052
Intergovernmental	50,257	50,257	60,466	10,209
<i>Total Revenues</i>	413,965	413,965	442,226	28,261
Expenditures				
Current:				
Security of Persons and Property:				
Police Pension:				
Fringe Benefits	850,000	850,000	772,174	77,826
<i>Excess of Revenues Over (Under) Expenditures</i>	(436,035)	(436,035)	(329,948)	106,087
Other Financing Sources				
Transfers In	150,000	150,000	150,000	0
<i>Net Change in Fund Balance</i>	(286,035)	(286,035)	(179,948)	106,087
<i>Fund Balance Beginning of Year</i>	415,377	415,377	415,377	0
<i>Fund Balance End of Year</i>	<u>\$129,342</u>	<u>\$129,342</u>	<u>\$235,429</u>	<u>\$106,087</u>

City of Westlake, Ohio
Schedule of Revenues, Expenditures and Changes
in Fund Balance - Budget (Non-GAAP Basis) and Actual
Fire Pension Fund
For the Year Ended December 31, 2009

	<u>Budgeted Amounts</u>			Variance with Final Budget Positive (Negative)
	<u>Original</u>	<u>Final</u>	<u>Actual</u>	
Revenues				
Property Taxes	\$363,708	\$363,708	\$381,760	\$18,052
Intergovernmental	50,257	50,257	60,466	10,209
<i>Total Revenues</i>	413,965	413,965	442,226	28,261
Expenditures				
Current:				
Security of Persons and Property:				
Fire Pension:				
Fringe Benefits	830,000	830,000	764,008	65,992
<i>Excess of Revenues Under Expenditures</i>	(416,035)	(416,035)	(321,782)	94,253
Other Financing Sources				
Transfers In	250,000	250,000	250,000	0
<i>Net Change in Fund Balance</i>	(166,035)	(166,035)	(71,782)	94,253
<i>Fund Balance Beginning of Year</i>	325,209	325,209	325,209	0
<i>Fund Balance End of Year</i>	<u>\$159,174</u>	<u>\$159,174</u>	<u>\$253,427</u>	<u>\$94,253</u>

City of Westlake, Ohio
Schedule of Revenues, Expenditures and Changes
in Fund Balance - Budget (Non-GAAP Basis) and Actual
Police and Fire Operating Fund
For the Year Ended December 31, 2009

	<u>Budgeted Amounts</u>			Variance with Final Budget Positive (Negative)
	<u>Original</u>	<u>Final</u>	<u>Actual</u>	
Revenues				
Property Taxes	\$1,091,020	\$1,091,020	\$1,145,282	\$54,262
Intergovernmental	140,874	140,874	181,398	40,524
<i>Total Revenues</i>	<u>1,231,894</u>	<u>1,231,894</u>	<u>1,326,680</u>	<u>94,786</u>
Expenditures				
Current:				
Security of Persons and Property:				
Police and Fire Operating:				
Salaries	1,431,900	1,431,900	1,337,544	94,356
Fringe Benefits	243,400	299,925	274,854	25,071
<i>Total Expenditures</i>	<u>1,675,300</u>	<u>1,731,825</u>	<u>1,612,398</u>	<u>119,427</u>
<i>Net Change in Fund Balance</i>	(443,406)	(499,931)	(285,718)	214,213
<i>Fund Balance Beginning of Year</i>	<u>768,208</u>	<u>768,208</u>	<u>768,208</u>	<u>0</u>
<i>Fund Balance End of Year</i>	<u>\$324,802</u>	<u>\$268,277</u>	<u>\$482,490</u>	<u>\$214,213</u>

City of Westlake, Ohio
Schedule of Revenues, Expenditures and Changes
in Fund Balance - Budget (Non-GAAP Basis) and Actual
Law Enforcement Fund
For the Year Ended December 31, 2009

	Budgeted Amounts		Actual	Variance with Final Budget Positive (Negative)
	Original	Final		
Revenues				
Fines and Forfeitures	\$30,000	\$30,000	\$29,832	(\$168)
Expenditures				
Current:				
Security of Persons and Property:				
Police Department:				
Capital Outlay	25,000	25,000	0	25,000
Other	50,000	50,000	37,549	12,451
<i>Total Expenditures</i>	<u>75,000</u>	<u>75,000</u>	<u>37,549</u>	<u>37,451</u>
<i>Net Change in Fund Balance</i>	(45,000)	(45,000)	(7,717)	37,283
<i>Fund Balance Beginning of Year</i>	<u>308,943</u>	<u>308,943</u>	<u>308,943</u>	<u>0</u>
<i>Fund Balance End of Year</i>	<u><u>\$263,943</u></u>	<u><u>\$263,943</u></u>	<u><u>\$301,226</u></u>	<u><u>\$37,283</u></u>

City of Westlake, Ohio
Schedule of Revenues, Expenditures and Changes
in Fund Balance - Budget (Non-GAAP Basis) and Actual
Mandatory Drug Fines Fund
For the Year Ended December 31, 2009

	<u>Budgeted Amounts</u>		<u>Actual</u>	Variance with Final Budget Positive (Negative)
	<u>Original</u>	<u>Final</u>		
Revenues				
Fines and Forfeitures	\$15,000	\$15,000	\$58,990	\$43,990
Expenditures				
Current:				
Security of Persons and Property:				
Police Department:				
Other	20,000	20,000	11,978	8,022
<i>Net Change in Fund Balance</i>	(5,000)	(5,000)	47,012	52,012
<i>Fund Balance Beginning of Year</i>	15,432	15,432	15,432	0
<i>Fund Balance End of Year</i>	<u>\$10,432</u>	<u>\$10,432</u>	<u>\$62,444</u>	<u>\$52,012</u>

City of Westlake, Ohio
Schedule of Revenues, Expenditures and Changes
in Fund Balance - Budget (Non-GAAP Basis) and Actual
Alcohol Education Fund
For the Year Ended December 31, 2009

	<u>Budgeted Amounts</u>		<u>Actual</u>	<u>Variance with Final Budget Positive (Negative)</u>
	<u>Original</u>	<u>Final</u>		
Revenues				
Fines and Forfeitures	\$15,000	\$15,000	\$16,789	\$1,789
Expenditures				
Current:				
Security of Persons and Property:				
Police Department:				
Capital Outlay	21,471	21,471	18,667	2,804
Other	4,000	4,000	2,439	1,561
<i>Total Expenditures</i>	<u>25,471</u>	<u>25,471</u>	<u>21,106</u>	<u>4,365</u>
<i>Net Change in Fund Balance</i>	(10,471)	(10,471)	(4,317)	6,154
<i>Fund Balance Beginning of Year</i>	51,619	51,619	51,619	0
Prior Year Encumbrances Appropriated	8,471	8,471	8,471	0
<i>Fund Balance End of Year</i>	<u>\$49,619</u>	<u>\$49,619</u>	<u>\$55,773</u>	<u>\$6,154</u>

City of Westlake, Ohio
Schedule of Revenues, Expenditures and Changes
in Fund Balance - Budget (Non-GAAP Basis) and Actual
Juvenile Diversion Fund
For the Year Ended December 31, 2009

	<u>Budgeted Amounts</u>		<u>Actual</u>	<u>Variance with Final Budget Positive (Negative)</u>
	<u>Original</u>	<u>Final</u>		
Revenues				
Fines and Forfeitures	\$5,400	\$5,400	\$2,000	(\$3,400)
Expenditures				
Current:				
Security of Persons and Property:				
Police Department:				
Salaries	4,400	4,400	3,378	1,022
Fringe Benefits	650	650	222	428
Other	350	350	0	350
<i>Total Expenditures</i>	<u>5,400</u>	<u>5,400</u>	<u>3,600</u>	<u>1,800</u>
<i>Net Change in Fund Balance</i>	0	0	(1,600)	(1,600)
<i>Fund Balance Beginning of Year</i>	<u>3,535</u>	<u>3,535</u>	<u>3,535</u>	<u>0</u>
<i>Fund Balance End of Year</i>	<u><u>\$3,535</u></u>	<u><u>\$3,535</u></u>	<u><u>\$1,935</u></u>	<u><u>(\$1,600)</u></u>

City of Westlake, Ohio
Schedule of Revenues, Expenditures and Changes
in Fund Balance - Budget (Non-GAAP Basis) and Actual
Federal Equitable Fund
For the Year Ended December 31, 2009

	<u>Budgeted Amounts</u>			Variance with Final Budget Positive (Negative)
	<u>Original</u>	<u>Final</u>	<u>Actual</u>	
Revenues				
Fines and Forfeitures	\$7,000	\$7,000	\$474,004	\$467,004
Interest	0	0	4,673	4,673
<i>Total Revenues</i>	<u>7,000</u>	<u>7,000</u>	<u>478,677</u>	<u>471,677</u>
Expenditures				
Current:				
Security of Persons and Property:				
Police Department:				
Capital Outlay	75,000	75,000	17,003	57,997
Other	59,405	59,405	27,678	31,727
<i>Total Expenditures</i>	<u>134,405</u>	<u>134,405</u>	<u>44,681</u>	<u>89,724</u>
<i>Net Change in Fund Balance</i>	(127,405)	(127,405)	433,996	561,401
<i>Fund Balance Beginning of Year</i>	226,546	226,546	226,546	0
Prior Year Encumbrances Appropriated	<u>9,405</u>	<u>9,405</u>	<u>9,405</u>	<u>0</u>
<i>Fund Balance End of Year</i>	<u><u>\$108,546</u></u>	<u><u>\$108,546</u></u>	<u><u>\$669,947</u></u>	<u><u>\$561,401</u></u>

City of Westlake, Ohio
Schedule of Revenues, Expenditures and Changes
in Fund Balance - Budget (Non-GAAP Basis) and Actual
FEMA Fund
For the Year Ended December 31, 2009

	<u>Budgeted Amounts</u>			Variance with Final Budget Positive (Negative)
	<u>Original</u>	<u>Final</u>	<u>Actual</u>	
Revenues				
Intergovernmental	\$1,700	\$1,700	\$0	(\$1,700)
Expenditures				
Current:				
General Government:				
FEMA:				
Other	1,700	1,700	1,633	67
<i>Excess of Revenues Under Expenditures</i>	<u>0</u>	<u>0</u>	<u>(1,633)</u>	<u>(1,633)</u>
Other Financing Sources (Uses)				
Advances In	1,700	1,700	1,700	0
Advances Out	(1,700)	(1,700)	0	1,700
<i>Total Other Financing Sources (Uses)</i>	<u>0</u>	<u>0</u>	<u>1,700</u>	<u>1,700</u>
<i>Net Change in Fund Balance</i>	0	0	67	67
<i>Fund Balance Beginning of Year</i>	<u>0</u>	<u>0</u>	<u>0</u>	<u>0</u>
<i>Fund Balance End of Year</i>	<u>\$0</u>	<u>\$0</u>	<u>\$67</u>	<u>\$67</u>

City of Westlake, Ohio
Schedule of Revenues, Expenditures and Changes
in Fund Balance - Budget (Non-GAAP Basis) and Actual
Emergency Medical Service Fund
For the Year Ended December 31, 2009

	<u>Budgeted Amounts</u>			Variance with Final Budget Positive (Negative)
	<u>Original</u>	<u>Final</u>	<u>Actual</u>	
Revenues				
Charges for Services	\$720,000	\$720,000	\$829,719	\$109,719
Expenditures				
Current:				
Security of Persons and Property:				
Fire Department:				
Salaries	167,500	167,500	0	167,500
Fringe Benefits	35,100	35,100	0	35,100
Contractual Services	121,959	129,359	69,925	59,434
Materials and Supplies	4,500	24,600	9,950	14,650
Capital Outlay	18,700	211,200	195,738	15,462
Other	197,500	238,500	229,595	8,905
<i>Total Expenditures</i>	<u>545,259</u>	<u>806,259</u>	<u>505,208</u>	<u>301,051</u>
<i>Net Change in Fund Balance</i>	174,741	(86,259)	324,511	410,770
<i>Fund Balance Beginning of Year</i>	471,134	471,134	471,134	0
Prior Year Encumbrances Appropriated	<u>16,959</u>	<u>16,959</u>	<u>16,959</u>	<u>0</u>
<i>Fund Balance End of Year</i>	<u><u>\$662,834</u></u>	<u><u>\$401,834</u></u>	<u><u>\$812,604</u></u>	<u><u>\$410,770</u></u>

City of Westlake, Ohio
Schedule of Revenues, Expenditures and Changes
in Fund Balance - Budget (Non-GAAP Basis) and Actual
Cemetery Investment Fund
For the Year Ended December 31, 2009

	<u>Budgeted Amounts</u>		<u>Actual</u>	<u>Variance with Final Budget Positive (Negative)</u>
	<u>Original</u>	<u>Final</u>		
Revenues				
Charges for Services	\$30,000	\$30,000	\$23,290	(\$6,710)
Expenditures				
Current:				
Public Health Services:				
Cemetery Operations:				
Other	8,000	8,000	855	7,145
<i>Net Change in Fund Balance</i>	22,000	22,000	22,435	435
<i>Fund Balance Beginning of Year</i>	507,791	507,791	507,791	0
<i>Fund Balance End of Year</i>	<u>\$529,791</u>	<u>\$529,791</u>	<u>\$530,226</u>	<u>\$435</u>

City of Westlake, Ohio
Schedule of Revenues, Expenditures and Changes
in Fund Balance - Budget (Non-GAAP Basis) and Actual
Westlake/Bay Ecological Fund
For the Year Ended December 31, 2009

	<u>Budgeted Amounts</u>			Variance with Final Budget Positive (Negative)
	<u>Original</u>	<u>Final</u>	<u>Actual</u>	
Revenues				
Charges for Services	\$70,000	\$70,000	\$78,503	\$8,503
Expenditures				
Current:				
Basic Utility Services:				
Litter Prevention:				
Salaries	27,000	27,000	3,256	23,744
Fringe Benefits	4,100	4,100	456	3,644
Contractual Services	28,500	28,500	21,077	7,423
Capital Outlay	62,100	62,100	52,400	9,700
Other	8,375	8,375	6,111	2,264
<i>Total Expenditures</i>	<u>130,075</u>	<u>130,075</u>	<u>83,300</u>	<u>46,775</u>
<i>Net Change in Fund Balance</i>	(60,075)	(60,075)	(4,797)	55,278
<i>Fund Balance Beginning of Year</i>	149,446	149,446	149,446	0
Prior Year Encumbrances Appropriated	<u>475</u>	<u>475</u>	<u>475</u>	<u>0</u>
<i>Fund Balance End of Year</i>	<u><u>\$89,846</u></u>	<u><u>\$89,846</u></u>	<u><u>\$145,124</u></u>	<u><u>\$55,278</u></u>

City of Westlake, Ohio
Schedule of Revenues, Expenditures and Changes
in Fund Balance - Budget (Non-GAAP Basis) and Actual
City Donations Fund
For the Year Ended December 31, 2009

	<u>Budgeted Amounts</u>		<u>Actual</u>	<u>Variance with Final Budget Positive (Negative)</u>
	<u>Original</u>	<u>Final</u>		
Revenues				
Donations	\$37,100	\$38,000	\$38,073	\$73
Expenditures				
Current:				
Community Environment:				
Donations:				
Capital Outlay	6,500	6,500	0	6,500
Other	64,848	65,848	40,225	25,623
<i>Total Expenditures</i>	<u>71,348</u>	<u>72,348</u>	<u>40,225</u>	<u>32,123</u>
<i>Net Change in Fund Balance</i>	(34,248)	(34,348)	(2,152)	32,196
<i>Fund Balance Beginning of Year</i>	176,759	176,759	176,759	0
Prior Year Encumbrances Appropriated	4,248	4,248	4,248	0
<i>Fund Balance End of Year</i>	<u>\$146,759</u>	<u>\$146,659</u>	<u>\$178,855</u>	<u>\$32,196</u>

City of Westlake, Ohio
Schedule of Revenues, Expenditures and Changes
in Fund Balance - Budget (Non-GAAP Basis) and Actual
General Obligation Bond Retirement Fund
For the Year Ended December 31, 2009

	<u>Budgeted Amounts</u>			Variance with Final Budget Positive (Negative)
	<u>Original</u>	<u>Final</u>	<u>Actual</u>	
Revenues				
Property Taxes	\$121,569	\$121,569	\$127,253	\$5,684
Municipal Income Taxes	1,000,000	1,000,000	1,000,000	0
Intergovernmental	27,753	27,753	20,155	(7,598)
<i>Total Revenues</i>	<u>1,149,322</u>	<u>1,149,322</u>	<u>1,147,408</u>	<u>(1,914)</u>
Expenditures				
Debt Service:				
Principal Retirement	926,082	926,082	925,982	100
Interest and Fiscal Charges	419,100	419,100	418,768	332
Capital Appreciation Bonds Interest	134,018	134,018	134,018	0
<i>Total Expenditures</i>	<u>1,479,200</u>	<u>1,479,200</u>	<u>1,478,768</u>	<u>432</u>
<i>Net Change in Fund Balance</i>	(329,878)	(329,878)	(331,360)	(1,482)
<i>Fund Balance Beginning of Year</i>	<u>1,543,902</u>	<u>1,543,902</u>	<u>1,543,902</u>	<u>0</u>
<i>Fund Balance End of Year</i>	<u>\$1,214,024</u>	<u>\$1,214,024</u>	<u>\$1,212,542</u>	<u>(\$1,482)</u>

City of Westlake, Ohio
Schedule of Revenues, Expenditures and Changes
in Fund Balance - Budget (Non-GAAP Basis) and Actual
Sanitary Sewer Improvement Fund
For the Year Ended December 31, 2009

	Budgeted Amounts			Variance with Final Budget Positive (Negative)
	Original	Final	Actual	
Revenues	\$0	\$0	\$0	\$0
Expenditures				
Capital Outlay:				
Sanitary Sewer Improvement:				
Other	3,000	3,000	500	2,500
<i>Net Change in Fund Balance</i>	(3,000)	(3,000)	(500)	2,500
<i>Fund Balance Beginning of Year</i>	0	0	0	0
Prior Year Encumbrances Appropriated	3,000	3,000	3,000	0
<i>Fund Balance End of Year</i>	<u>\$0</u>	<u>\$0</u>	<u>\$2,500</u>	<u>\$2,500</u>

City of Westlake, Ohio
Schedule of Revenues, Expenditures and Changes
in Fund Balance - Budget (Non-GAAP Basis) and Actual
Storm Drainage Fund
For the Year Ended December 31, 2009

	<u>Budgeted Amounts</u>			Variance with Final Budget Positive (Negative)
	<u>Original</u>	<u>Final</u>	<u>Actual</u>	
Revenues				
Licenses, Permits and Fees	\$48,000	\$48,000	\$59,748	\$11,748
Interest	362,000	362,000	309,037	(52,963)
<i>Total Revenues</i>	<u>410,000</u>	<u>410,000</u>	<u>368,785</u>	<u>(41,215)</u>
Expenditures				
Capital Outlay:				
Storm Drainage:				
Salaries	25,000	25,000	68	24,932
Fringe Benefits	3,900	3,900	10	3,890
Capital Outlay	1,975,500	1,975,500	1,499,144	476,356
Other	45,600	45,600	29,318	16,282
<i>Total Expenditures</i>	<u>2,050,000</u>	<u>2,050,000</u>	<u>1,528,540</u>	<u>521,460</u>
<i>Net Change in Fund Balance</i>	(1,640,000)	(1,640,000)	(1,159,755)	480,245
<i>Fund Balance Beginning of Year</i>	<u>5,764,887</u>	<u>5,764,887</u>	<u>5,764,887</u>	<u>0</u>
<i>Fund Balance End of Year</i>	<u><u>\$4,124,887</u></u>	<u><u>\$4,124,887</u></u>	<u><u>\$4,605,132</u></u>	<u><u>\$480,245</u></u>

City of Westlake, Ohio
Schedule of Revenues, Expenditures and Changes
in Fund Balance - Budget (Non-GAAP Basis) and Actual
Crocker Road Improvements Fund
For the Year Ended December 31, 2009

	Budgeted Amounts			Variance with Final Budget Positive (Negative)
	Original	Final	Actual	
Revenues	\$0	\$0	\$0	0
Expenditures	0	0	0	0
<i>Net Change in Fund Balance</i>	0	0	0	0
<i>Fund Balance Beginning of Year</i>	247,932	247,932	247,932	0
<i>Fund Balance End of Year</i>	\$247,932	\$247,932	\$247,932	\$0

City of Westlake, Ohio
Schedule of Revenues, Expenditures and Changes
in Fund Balance - Budget (Non-GAAP Basis) and Actual
Issue 2 Improvements Fund
For the Year Ended December 31, 2009

	Budgeted Amounts			Variance with Final Budget Positive (Negative)
	Original	Final	Actual	
Revenues				
Intergovernmental	\$549,200	\$549,200	\$249,442	(\$299,758)
Expenditures				
Capital Outlay:				
Issue 2 Improvements:				
Salaries	0	10,000	2,848	7,152
Fringe Benefits	0	1,600	412	1,188
Capital Outlay	576,082	575,182	286,938	288,244
Other	1,562	62,462	49,700	12,762
Total Capital Outlay	577,644	649,244	339,898	309,346
Debt Service:				
Principal Retirement	60,800	60,800	60,761	39
<i>Total Expenditures</i>	638,444	710,044	400,659	309,385
<i>Excess of Revenues Under Expenditures</i>	(89,244)	(160,844)	(151,217)	9,627
Other Financing Sources (Uses)				
Advances In	0	0	60,000	60,000
Advances Out	(1,500,000)	(1,500,000)	(1,450,000)	50,000
Transfers In	707,641	707,641	489,476	(218,165)
<i>Total Other Financing Sources (Uses)</i>	(792,359)	(792,359)	(900,524)	(108,165)
<i>Net Change in Fund Balance</i>	(881,603)	(953,203)	(1,051,741)	(98,538)
<i>Fund Balance Beginning of Year</i>	505,467	505,467	505,467	0
Prior Year Encumbrances Appropriated	577,644	577,644	577,644	0
<i>Fund Balance End of Year</i>	\$201,508	\$129,908	\$31,370	(\$98,538)

City of Westlake, Ohio
Schedule of Revenues, Expenditures and Changes
in Fund Balance - Budget (Non-GAAP Basis) and Actual
Grants Fund
For the Year Ended December 31, 2009

	<u>Budgeted Amounts</u>			Variance with Final Budget Positive (Negative)
	<u>Original</u>	<u>Final</u>	<u>Actual</u>	
Revenues				
Intergovernmental	\$340,000	\$340,000	\$0	(\$340,000)
Expenditures				
Capital Outlay:				
Grants:				
Salaries	10,000	10,000	1,799	8,201
Fringe Benefits	1,600	1,600	272	1,328
Capital Outlay	145,483	145,483	145,483	0
Other	162,260	162,260	139,375	22,885
<i>Total Expenditures</i>	<u>319,343</u>	<u>319,343</u>	<u>286,929</u>	<u>32,414</u>
<i>Excess of Revenues Over (Under) Expenditures</i>	<u>20,657</u>	<u>20,657</u>	<u>(286,929)</u>	<u>(307,586)</u>
Other Financing Sources (Uses)				
Transfers In	110,000	110,000	0	(110,000)
Transfers Out	(340,000)	(340,000)	0	340,000
<i>Total Other Financing Sources (Uses)</i>	<u>(230,000)</u>	<u>(230,000)</u>	<u>0</u>	<u>230,000</u>
<i>Net Change in Fund Balance</i>	(209,343)	(209,343)	(286,929)	(77,586)
<i>Fund Balance Beginning of Year</i>	296,355	296,355	296,355	0
Prior Year Encumbrances Appropriated	<u>159,343</u>	<u>159,343</u>	<u>159,343</u>	<u>0</u>
<i>Fund Balance End of Year</i>	<u><u>\$246,355</u></u>	<u><u>\$246,355</u></u>	<u><u>\$168,769</u></u>	<u><u>(\$77,586)</u></u>

City of Westlake, Ohio
Schedule of Revenues, Expenditures and Changes
in Fund Balance - Budget (Non-GAAP Basis) and Actual
Impact Fees Fund
For the Year Ended December 31, 2009

	<u>Budgeted Amounts</u>			Variance with Final Budget Positive (Negative)
	<u>Original</u>	<u>Final</u>	<u>Actual</u>	
Revenues				
Licenses, Permits and Fees	\$41,400	\$41,400	\$31,301	(\$10,099)
Interest	88,600	88,600	88,628	28
<i>Total Revenues</i>	<u>130,000</u>	<u>130,000</u>	<u>119,929</u>	<u>(10,071)</u>
Expenditures				
Capital Outlay:				
Impact Fee:				
Capital Outlay	187,875	817,875	765,971	51,904
Other	0	20,000	11,974	8,026
<i>Total Expenditures</i>	<u>187,875</u>	<u>837,875</u>	<u>777,945</u>	<u>59,930</u>
<i>Net Change in Fund Balance</i>	(57,875)	(707,875)	(658,016)	49,859
<i>Fund Balance Beginning of Year</i>	1,856,985	1,856,985	1,856,985	0
Prior Year Encumbrances Appropriated	<u>70,375</u>	<u>70,375</u>	<u>70,375</u>	<u>0</u>
<i>Fund Balance End of Year</i>	<u>\$1,869,485</u>	<u>\$1,219,485</u>	<u>\$1,269,344</u>	<u>\$49,859</u>

City of Westlake, Ohio
Schedule of Revenues, Expenditures and Changes
in Fund Balance - Budget (Non-GAAP Basis) and Actual
Sidewalks Fund
For the Year Ended December 31, 2009

	Budgeted Amounts		Actual	Variance with Final Budget Positive (Negative)
	Original	Final		
Revenues				
Interest	\$34,500	\$34,500	\$34,808	\$308
Expenditures				
Capital Outlay:				
Sidewalk Improvement:				
Salaries	5,000	5,000	503	4,497
Fringe Benefits	800	800	77	723
Capital Outlay	15,000	15,000	0	15,000
Other	4,200	4,200	0	4,200
<i>Total Expenditures</i>	25,000	25,000	580	24,420
<i>Net Change in Fund Balance</i>	9,500	9,500	34,228	24,728
<i>Fund Balance Beginning of Year</i>	123,163	123,163	123,163	0
<i>Fund Balance End of Year</i>	\$132,663	\$132,663	\$157,391	\$24,728

City of Westlake, Ohio
Schedule of Revenues, Expenditures and Changes
in Fund Balance - Budget (Non-GAAP Basis) and Actual
Service Center Construction Fund
For the Year Ended December 31, 2009

	Budgeted Amounts			Variance with Final Budget Positive (Negative)
	Original	Final	Actual	
Revenues				
Charges for Services	\$73,153	\$73,153	\$0	(\$73,153)
Expenditures				
Capital Outlay:				
Service Center Construction:				
Capital Outlay	209,981	209,981	136,049	73,932
<i>Net Change in Fund Balance</i>	(136,828)	(136,828)	(136,049)	779
<i>Fund Balance Beginning of Year</i>	26,847	26,847	26,847	0
Prior Year Encumbrances Appropriated	109,981	109,981	109,981	0
<i>Fund Balance End of Year</i>	<u>\$0</u>	<u>\$0</u>	<u>\$779</u>	<u>\$779</u>

City of Westlake, Ohio
Schedule of Revenues, Expenditures and Changes
in Fund Balance - Budget (Non-GAAP Basis) and Actual
Recreation Center Construction Fund
For the Year Ended December 31, 2009

	Budgeted Amounts			Variance with Final Budget Positive (Negative)
	Original	Final	Actual	
Revenues				
Municipal Income Taxes	\$250,000	\$250,000	\$519,830	\$269,830
Intergovernmental	15,000	15,000	17,690	2,690
<i>Total Revenues</i>	<u>265,000</u>	<u>265,000</u>	<u>537,520</u>	<u>272,520</u>
Expenditures				
Capital Outlay:				
Recreation Center Construction:				
Contractual Services	55,000	55,000	45,901	9,099
Capital Outlay	29,144	39,244	39,240	4
Other	20,000	20,000	0	20,000
<i>Total Expenditures</i>	<u>104,144</u>	<u>114,244</u>	<u>85,141</u>	<u>29,103</u>
<i>Net Change in Fund Balance</i>	160,856	150,756	452,379	301,623
<i>Fund Balance Beginning of Year</i>	2,758,170	2,758,170	2,758,170	0
Prior Year Encumbrances Appropriated	29,144	29,144	29,144	0
<i>Fund Balance End of Year</i>	<u>\$2,948,170</u>	<u>\$2,938,070</u>	<u>\$3,239,693</u>	<u>\$301,623</u>

City of Westlake, Ohio
Schedule of Revenues, Expenses and Changes
in Fund Equity - Budget (Non-GAAP Basis) and Actual
Golf Course Fund
For the Year Ended December 31, 2009

	<u>Budgeted Amounts</u>			Variance with Final Budget Positive (Negative)
	<u>Original</u>	<u>Final</u>	<u>Actual</u>	
Revenues				
Charges for Services	\$533,000	\$533,000	\$410,398	(\$122,602)
Rentals	7,000	19,600	18,665	(935)
Other	10,000	10,000	7,847	(2,153)
<i>Total Revenues</i>	<u>550,000</u>	<u>562,600</u>	<u>436,910</u>	<u>(125,690)</u>
Expenses				
Personal Services	254,200	254,200	249,665	4,535
Fringe Benefits	63,300	71,000	70,054	946
Contractual Services	109,183	107,183	70,026	37,157
Materials and Supplies	69,200	65,600	52,194	13,406
Capital Outlay	20,000	25,600	5,504	20,096
Other	23,232	23,232	16,971	6,261
<i>Total Expenses</i>	<u>539,115</u>	<u>546,815</u>	<u>464,414</u>	<u>82,401</u>
<i>Excess of Revenues Over (Under) Expenses Before Advances</i>	10,885	15,785	(27,504)	(43,289)
Advances In	50,000	50,000	50,000	0
Advances Out	<u>(100,000)</u>	<u>(100,000)</u>	<u>(60,000)</u>	<u>40,000</u>
<i>Net Change in Fund Equity</i>	(39,115)	(34,215)	(37,504)	(3,289)
<i>Fund Equity Beginning of Year</i>	39,699	39,699	39,699	0
Prior Year Encumbrances Appropriated	<u>4,945</u>	<u>4,945</u>	<u>4,945</u>	<u>0</u>
<i>Fund Equity End of Year</i>	<u>\$5,529</u>	<u>\$10,429</u>	<u>\$7,140</u>	<u>(\$3,289)</u>

City of Westlake, Ohio
Schedule of Revenues, Expenses and Changes
in Fund Equity - Budget (Non-GAAP Basis) and Actual
Hospitalization Fund
For the Year Ended December 31, 2009

	<u>Budgeted Amounts</u>			Variance with Final Budget Positive (Negative)
	<u>Original</u>	<u>Final</u>	<u>Actual</u>	
Revenues				
Charges for Services	\$2,601,000	\$3,846,000	\$3,420,001	(\$425,999)
Interest	45,000	45,000	26,324	(18,676)
<i>Total Revenues</i>	<u>2,646,000</u>	<u>3,891,000</u>	<u>3,446,325</u>	<u>(444,675)</u>
Expenses				
Contractual Services	390,000	373,300	373,271	29
Claims	2,577,522	3,394,222	3,163,075	231,147
<i>Total Expenses</i>	<u>2,967,522</u>	<u>3,767,522</u>	<u>3,536,346</u>	<u>231,176</u>
<i>Net Change in Fund Equity</i>	(321,522)	123,478	(90,021)	(213,499)
<i>Fund Equity Beginning of Year</i>	1,038,436	1,038,436	1,038,436	0
Prior Year Encumbrances Appropriated	67,522	67,522	67,522	0
<i>Fund Equity End of Year</i>	<u>\$784,436</u>	<u>\$1,229,436</u>	<u>\$1,015,937</u>	<u>(\$213,499)</u>

City of Westlake, Ohio
Schedule of Revenues, Expenses and Changes
in Fund Equity - Budget (Non-GAAP Basis) and Actual
Information Technology Fund
For the Year Ended December 31, 2009

	Budgeted Amounts			Variance with Final Budget Positive (Negative)
	Original	Final	Actual	
Revenues				
Charges for Services	\$691,700	\$691,700	\$690,650	(\$1,050)
Expenses				
Personal Services	227,500	227,500	206,739	20,761
Fringe Benefits	58,350	61,500	51,539	9,961
Contractual Services	204,095	205,845	152,359	53,486
Materials and Supplies	2,500	2,500	2,032	468
Capital Outlay	118,000	116,250	92,113	24,137
Other	1,000	1,000	0	1,000
<i>Total Expenses</i>	611,445	614,595	504,782	109,813
<i>Net Change in Fund Equity</i>	80,255	77,105	185,868	108,763
<i>Fund Equity Beginning of Year</i>	0	0	0	0
<i>Fund Equity End of Year</i>	\$80,255	\$77,105	\$185,868	\$108,763



Statistical Section

This part of the City of Westlake, Ohio's Comprehensive Annual Financial Report presents detailed information as a context for understanding what the information in the financial statements, note disclosures, and required supplementary information says about the City's overall financial health.

<u>Contents</u>	<u>Page(s)</u>
Financial Trends These schedules contain trend information to help the reader understand how the City's financial performance and well-being have changed over time.	S2-S13
Revenue Capacity These schedules contain information to help the reader assess the City's most significant local revenue sources, the property tax and the municipal income tax.	S14-S21
Debt Capacity These schedules present information to help the reader assess the affordability of the City's current levels of outstanding debt and the City's ability to issue additional debt in the future.	S22-S27
Economic and Demographic Information These schedules offer economic and demographic indicators to help the reader understand the environment within which the City's financial activities take place.	S28-S31
Operating Information These schedules contain service and infrastructure data to help the reader understand how the information in the City's financial report relates to the services the City provides and the activities it performs.	S32-S37

Sources: Unless otherwise noted, the information in these schedules is derived from the Comprehensive Annual Financial Reports for the relevant year. The City implemented GASB Statement 34 in 2001; schedules presenting government-wide information include information beginning in that year.

City of Westlake, Ohio
Net Assets by Component
Last Nine Years
(accrual basis of accounting)

	2009	2008	2007	2006
Governmental Activities				
Invested in Capital Assets, Net of Related Debt	\$115,906,207	\$116,235,290	\$113,923,769	\$111,215,683
Restricted	39,002,639	38,496,737	36,851,590	29,743,519
Unrestricted	23,933,018	16,455,779	30,181,068	30,016,958
<i>Total Governmental Activities Net Assets</i>	<u>178,841,864</u>	<u>171,187,806</u>	<u>180,956,427</u>	<u>170,976,160</u>
Business-Type Activities				
Invested in Capital Assets, Net of Related Debt	31,092,605	31,760,772	32,213,389	32,600,713
Unrestricted	18,373,841	19,410,303	19,250,408	20,501,409
<i>Total Business-Type Activities Net Assets</i>	<u>49,466,446</u>	<u>51,171,075</u>	<u>51,463,797</u>	<u>53,102,122</u>
Primary government				
Invested in Capital Assets, Net of Related Debt	146,998,812	147,996,062	146,137,158	143,816,396
Restricted	39,002,639	38,496,737	36,851,590	29,743,519
Unrestricted	42,306,859	35,866,082	49,431,476	50,518,367
<i>Total Primary Government Net Assets</i>	<u>\$228,308,310</u>	<u>\$222,358,881</u>	<u>\$232,420,224</u>	<u>\$224,078,282</u>

2005	2004	2003	2002	2001
\$107,532,355	\$95,408,072	\$90,918,473	\$87,726,914	\$76,571,036
31,289,085	37,559,907	35,710,547	34,748,143	37,694,765
24,115,948	23,388,288	24,879,263	23,396,704	30,332,036
162,937,388	156,356,267	151,508,283	145,871,761	144,597,837
33,192,749	32,689,796	32,564,585	32,600,462	32,240,318
20,526,997	20,898,424	21,257,934	22,046,837	22,848,345
53,719,746	53,588,220	53,822,519	54,647,299	55,088,663
140,725,104	128,097,868	123,483,058	120,327,376	108,811,354
31,289,085	37,559,907	35,710,547	34,748,143	37,694,765
44,642,945	44,286,712	46,137,197	45,443,541	53,180,381
\$216,657,134	\$209,944,487	\$205,330,802	\$200,519,060	\$199,686,500

City of Westlake, Ohio
Changes in Net Assets
Last Nine Years
(accrual basis of accounting)

	2009	2008	2007	2006
Program Revenues				
Governmental Activities:				
Charges for Services:				
General Government	\$403,368	\$62,982	\$204,883	\$173,083
Security of Persons and Property	1,658,886	1,792,383	1,137,311	1,035,418
Public Health Services	179,602	219,131	179,762	164,790
Transportation	224,745	170,479	2,050	18,095
Community Environment	179,680	473,546	258,685	330,801
Basic Utility Services	226,160	117,076	580,438	699,054
Leisure Time Activities	2,318,991	2,422,194	2,392,074	2,457,714
Operating Grants and Contributions	1,908,400	1,999,419	2,247,881	2,326,833
Capital Grants and Contributions	198,262	861,837	86,159	779,936
<i>Total Governmental Activities Program Revenues</i>	<u>7,298,094</u>	<u>8,119,047</u>	<u>7,089,243</u>	<u>7,985,724</u>
Business-Type Activities:				
Charges for Services:				
Sewer	1,704,877	2,038,961	1,782,896	1,849,077
Golf Course	429,063	438,473	497,736	460,439
<i>Total Business-Type Activities Program Revenues</i>	<u>2,133,940</u>	<u>2,477,434</u>	<u>2,280,632</u>	<u>2,309,516</u>
<i>Total Primary Government Program Revenues</i>	<u>9,432,034</u>	<u>10,596,481</u>	<u>9,369,875</u>	<u>10,295,240</u>
Expenses				
Governmental Activities:				
General Government	7,911,956	22,355,014	7,364,070	7,343,276
Security of Persons and Property	14,833,854	15,023,844	13,159,961	12,689,539
Public Health Services	990,935	1,040,137	962,658	904,177
Transportation	7,754,905	11,143,476	10,093,953	8,837,612
Community Environment	1,461,332	1,436,256	1,305,482	1,403,325
Basic Utility Services	1,843,251	1,925,985	2,184,182	1,770,100
Leisure Time Activities	3,963,481	3,990,032	4,312,925	3,679,917
Interest and Fiscal Charges	775,746	832,754	633,706	1,372,783
<i>Total Governmental Activities Expenses</i>	<u>39,535,460</u>	<u>57,747,498</u>	<u>40,016,937</u>	<u>38,000,729</u>
Business-Type Activities:				
Sewer	3,407,143	3,206,285	3,396,803	2,619,020
Golf	499,842	509,423	475,205	498,429
<i>Total Business-Type Activities Expenses</i>	<u>3,906,985</u>	<u>3,715,708</u>	<u>3,872,008</u>	<u>3,117,449</u>
<i>Total Primary Government Expenses</i>	<u>\$43,442,445</u>	<u>\$61,463,206</u>	<u>\$43,888,945</u>	<u>\$41,118,178</u>

2005	2004	2003	2002	2001
\$127,184	\$479,604	\$439,045	\$557,528	\$328,544
982,712	697,379	358,014	301,778	315,400
245,703	217,676	109,774	112,691	102,326
800	0	0	23,335	0
2,464	395,233	422,031	367,209	413,710
591,125	375,328	271,828	283,095	420,401
2,153,198	2,159,425	1,954,280	2,009,919	1,808,310
1,991,525	1,494,552	1,561,028	1,607,321	1,252,164
6,508,012	615,617	416,865	866,330	4,290,615
<u>12,602,723</u>	<u>6,434,814</u>	<u>5,532,865</u>	<u>6,129,206</u>	<u>8,931,470</u>
1,817,584	1,847,391	1,578,261	1,648,297	1,718,173
504,641	475,011	456,882	479,338	477,505
<u>2,322,225</u>	<u>2,322,402</u>	<u>2,035,143</u>	<u>2,127,635</u>	<u>2,195,678</u>
<u>14,924,948</u>	<u>8,757,216</u>	<u>7,568,008</u>	<u>8,256,841</u>	<u>11,127,148</u>
7,374,119	6,143,020	5,579,719	8,288,139	8,405,770
12,050,809	11,750,100	10,545,048	10,701,215	10,338,153
874,171	789,438	681,078	755,224	653,421
12,801,841	9,106,958	6,468,674	7,435,759	5,967,956
1,635,242	1,628,983	1,004,252	1,253,995	1,141,786
1,688,932	1,714,687	2,274,064	2,682,560	2,919,802
3,436,612	3,308,446	3,187,993	3,321,751	3,183,996
1,176,075	1,439,879	1,524,599	1,746,348	1,784,341
<u>41,037,801</u>	<u>35,881,511</u>	<u>31,265,427</u>	<u>36,184,991</u>	<u>34,395,225</u>
3,076,178	3,021,810	3,011,609	3,255,674	2,606,026
510,441	483,123	520,339	510,649	427,768
<u>3,586,619</u>	<u>3,504,933</u>	<u>3,531,948</u>	<u>3,766,323</u>	<u>3,033,794</u>
<u>\$44,624,420</u>	<u>\$39,386,444</u>	<u>\$34,797,375</u>	<u>\$39,951,314</u>	<u>\$37,429,019</u>

(continued)

City of Westlake, Ohio
Changes in Net Assets (continued)
Last Nine Years
(accrual basis of accounting)

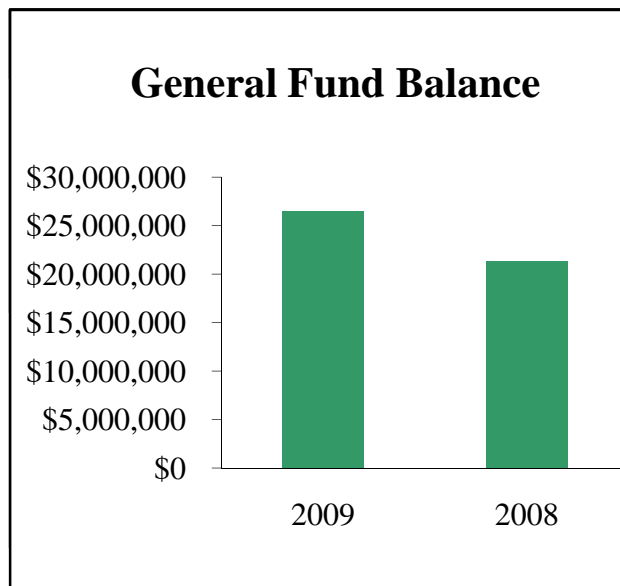
	2009	2008	2007	2006
Net (Expense)/Revenue				
Governmental Activities	(\$32,237,366)	(\$49,628,451)	(\$32,927,694)	(\$30,015,005)
Business-Type Activities	(1,773,045)	(1,238,274)	(1,591,376)	(807,933)
<i>Total Primary Government Net Expense</i>	<u>(34,010,411)</u>	<u>(50,866,725)</u>	<u>(34,519,070)</u>	<u>(30,822,938)</u>
 General Revenues and Other Changes in Net Assets				
Governmental Activities:				
Taxes:				
Property Taxes Levied For:				
General Purposes	10,340,850	9,389,659	9,943,421	8,505,234
Other Purposes	1,935,405	1,853,221	1,963,131	1,809,629
Debt Service	100,983	857,615	1,043,024	1,082,470
Municipal Income Taxes Levied For:				
General Purposes	12,306,589	12,462,547	13,895,909	11,550,068
Other Purposes	0	250,588	252,860	239,682
Debt Service	975,491	1,002,399	2,178,908	2,396,061
Capital Outlay	5,176,375	5,110,393	4,539,069	3,298,704
Admission Taxes	188,867	197,798	211,079	173,992
Hotel Taxes	374,953	457,987	492,516	405,983
Grants and Entitlements not Restricted to Specific Programs	4,653,290	4,282,803	3,569,675	5,127,705
Franchise Taxes	450,860	438,367	0	0
Investment Earnings	2,788,286	2,877,142	4,362,251	2,958,506
Gain (Loss) on Sale of Capital Assets	5,000	0	0	0
Miscellaneous	702,847	687,619	322,680	365,149
Transfers	0	(8,308)	133,438	140,594
<i>Total Governmental Activities</i>	<u>39,999,796</u>	<u>39,859,830</u>	<u>42,907,961</u>	<u>38,053,777</u>
 Business-Type Activities:				
Investment Earnings	59,969	927,845	77,528	320,903
Miscellaneous	8,447	9,399	8,961	10,000
Transfers	0	8,308	(133,438)	(140,594)
<i>Total Business-Type Activities</i>	<u>68,416</u>	<u>945,552</u>	<u>(46,949)</u>	<u>190,309</u>
<i>Total Primary Government</i>	<u>40,068,212</u>	<u>40,805,382</u>	<u>42,861,012</u>	<u>38,244,086</u>
 Change in Net Assets				
Governmental Activities	7,762,430	(9,768,621)	9,980,267	8,038,772
Business-Type Activities	(1,704,629)	(292,722)	(1,638,325)	(617,624)
<i>Total Primary Government Change in Net Assets</i>	<u>\$6,057,801</u>	<u>(\$10,061,343)</u>	<u>\$8,341,942</u>	<u>\$7,421,148</u>

2005	2004	2003	2002	2001
(\$28,435,078)	(\$29,446,697)	(\$25,732,562)	(\$30,055,785)	(\$25,463,755)
(1,264,394)	(1,182,531)	(1,496,805)	(1,638,688)	(838,116)
(29,699,472)	(30,629,228)	(27,229,367)	(31,694,473)	(26,301,871)
9,003,584	9,010,253	8,577,934	8,188,115	7,779,723
1,769,604	1,700,673	1,628,652	1,541,622	1,465,913
1,173,742	1,236,724	1,408,516	1,333,378	1,270,462
11,995,713	10,255,307	9,560,032	10,009,473	10,021,195
252,404	255,214	241,261	244,093	254,744
2,477,782	2,760,486	2,541,856	2,543,848	2,623,865
3,093,288	2,311,569	2,102,777	2,317,580	2,110,910
0	0	0	0	0
0	0	0	0	0
3,805,291	4,380,362	4,316,817	2,956,228	3,378,432
0	0	0	0	0
2,203,618	1,503,231	1,286,215	2,725,652	3,216,845
0	117,337	763,927	0	0
256,046	1,361,340	239,166	353,604	561,441
(1,054,873)	(597,815)	(824,450)	(883,884)	187,834
34,976,199	34,294,681	31,842,703	31,329,709	32,871,364
329,882	331,106	85,088	197,583	518,911
11,165	19,311	91,348	115,857	175
1,054,873	597,815	824,450	883,884	(187,834)
1,395,920	948,232	1,000,886	1,197,324	331,252
36,372,119	35,242,913	32,843,589	32,527,033	33,202,616
6,541,121	4,847,984	6,110,141	1,273,924	7,407,609
131,526	(234,299)	(495,919)	(441,364)	(506,864)
\$6,672,647	\$4,613,685	\$5,614,222	\$832,560	\$6,900,745

City of Westlake, Ohio
Fund Balances, Governmental Funds
Last Two Years
(modified accrual basis of accounting)

	2009	2008
General Fund		
Nonspendable	\$741,207	\$2,163,307
Restricted	724,849	266,845
Assigned	12,627,238	11,950,684
Unassigned	12,369,237	6,874,603
<i>Total General Fund</i>	<u>26,462,531</u>	<u>21,255,439</u>
All Other Governmental Funds		
Nonspendable	533,795	511,532
Restricted	35,848,263	29,715,408
Committed	1,491,683	1,822,084
Assigned	15,607	114,828
Unassigned (Deficit)	(3,587)	(458,806)
<i>Total All Other Governmental Funds</i>	<u>37,885,761</u>	<u>31,705,046</u>
<i>Total Governmental Funds</i>	<u><u>\$64,348,292</u></u>	<u><u>\$52,960,485</u></u>

Note: The City implemented GASB 54 in 2009.

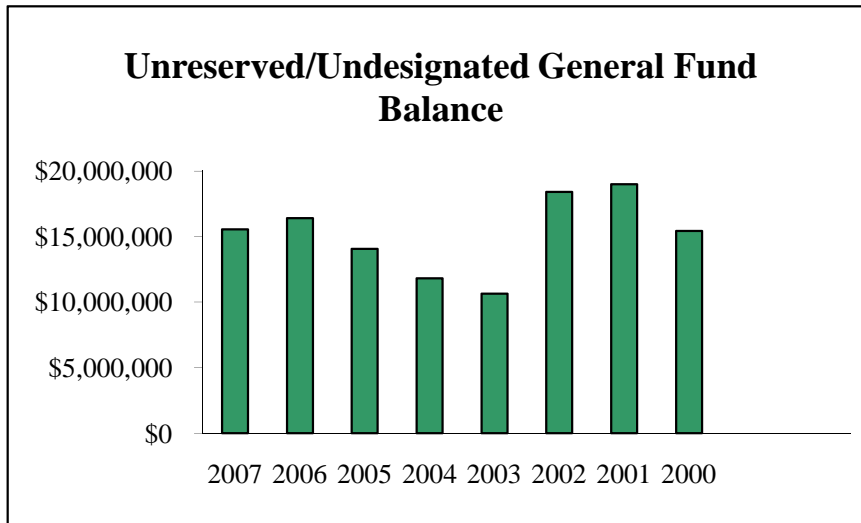


(This Page Intentionally Left Blank.)

City of Westlake, Ohio
Fund Balances, Governmental Funds
Last Eight Years
(modified accrual basis of accounting)

	2007	2006	2005	2004	2003
General Fund					
Reserved	\$7,796,807	\$9,697,876	\$7,806,445	\$6,815,484	\$10,021,597
Unreserved:					
Designated for Capital Acquisitions	8,730,585	7,975,965	7,591,251	7,969,632	7,796,347
Unreserved, Undesignated	<u>15,559,357</u>	<u>16,408,054</u>	<u>14,071,956</u>	<u>11,812,699</u>	<u>10,653,195</u>
<i>Total General Fund</i>	<u>32,086,749</u>	<u>34,081,895</u>	<u>29,469,652</u>	<u>26,597,815</u>	<u>28,471,139</u>
All Other Governmental Funds					
Reserved	2,797,164	3,034,449	7,606,938	3,305,126	12,157,135
Unreserved:					
Undesignated, Reported in:					
Special Revenue funds	9,530,790	8,632,231	7,702,689	7,193,443	6,876,787
Debt Service funds	2,032,234	2,337,907	2,279,073	2,029,627	1,918,125
Capital Projects funds	<u>17,986,851</u>	<u>10,707,187</u>	<u>6,336,540</u>	<u>19,218,232</u>	<u>9,725,106</u>
<i>Total All Other Governmental Funds</i>	<u>32,347,039</u>	<u>24,711,774</u>	<u>23,925,240</u>	<u>31,746,428</u>	<u>30,677,153</u>
<i>Total Governmental Funds</i>	<u>\$64,433,788</u>	<u>\$58,793,669</u>	<u>\$53,394,892</u>	<u>\$58,344,243</u>	<u>\$59,148,292</u>

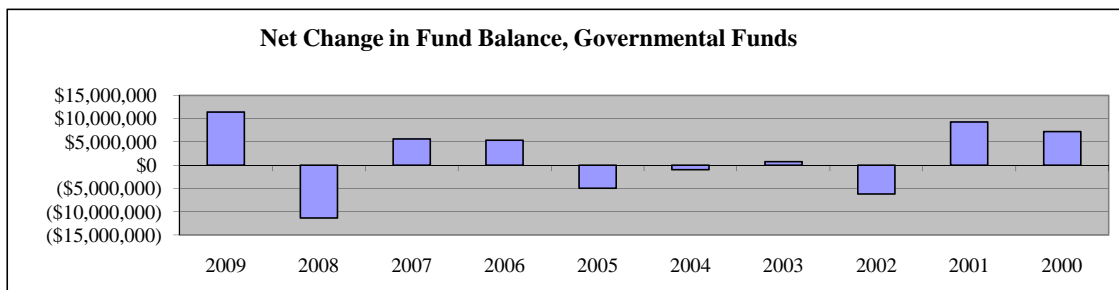
Note: During 2009, the City implemented GASB 54.



2002	2001	2000
\$7,935,585	\$8,836,531	\$7,885,805
0	0	7,342,068
18,420,711	18,986,782	15,422,886
26,356,296	27,823,313	30,650,759
2,429,131	7,937,222	3,755,925
6,549,206	7,616,917	4,515,270
1,668,871	1,435,707	0
21,400,641	19,807,379	15,961,874
32,047,849	36,797,225	24,233,069
\$58,404,145	\$64,620,538	\$54,883,828

City of Westlake, Ohio
Changes in Fund Balances, Governmental Funds
Last Ten Years
(modified accrual basis of accounting)

	2009	2008	2007	2006	2005	2004
Revenues						
Property Taxes	\$12,216,342	\$12,325,252	\$12,665,021	\$11,396,836	\$12,155,219	\$11,879,372
Municipal Income Taxes	18,253,703	19,119,560	20,164,744	18,293,898	17,578,476	15,470,140
Admission Taxes	188,867	197,798	211,079	173,992	0	0
Hotel Taxes	374,953	457,987	492,516	405,983	0	0
Permissive Motor Vehicle Taxes	224,745	242,258	0	0	0	0
Charges for Services	3,327,200	3,987,708	3,608,149	3,480,554	2,825,684	2,483,146
Licenses, Permits and Fees	540,779	584,486	761,571	929,730	924,303	1,318,527
Fines and Forfeitures	790,128	280,141	227,919	243,059	295,531	367,721
Intergovernmental	6,651,892	6,822,869	5,876,873	8,009,743	7,562,035	6,495,291
Special Assessments	300,000	340,000	320,000	357,592	221,910	236,764
Interest	2,761,850	2,850,216	4,330,669	2,958,506	2,188,708	1,503,231
Rentals	152,158	159,180	157,564	145,020	57,668	101,387
Contributions and Donations	39,373	62,864	39,963	61,882	56,852	48,095
Franchise Taxes	450,860	438,367	0	0	0	0
Miscellaneous	702,847	640,351	322,680	365,149	256,046	1,396,359
Total Revenues	46,975,697	48,509,037	49,178,748	46,821,944	44,122,432	41,300,033
Expenditures						
Current:						
General Government	7,603,847	21,996,767	5,983,975	5,910,695	5,849,475	5,734,643
Security of Persons and Property	13,916,347	13,994,489	12,507,272	11,991,168	11,079,604	10,848,006
Public Health Services	934,217	932,305	832,274	782,869	734,291	705,667
Transportation	6,503,112	6,694,353	6,112,980	4,742,667	4,484,762	5,274,082
Community Environment	1,482,743	1,399,183	1,282,164	1,373,099	1,366,438	1,559,187
Basic Utility Services	741,720	771,254	753,497	707,566	603,055	673,328
Leisure Time Activities	3,249,516	3,275,678	3,488,479	3,022,567	2,802,362	2,722,184
Capital Outlay	8,400,702	8,267,256	8,264,879	8,567,823	22,774,913	11,202,721
Debt service:						
Principal Retirement	1,286,743	1,463,142	3,101,326	3,297,761	3,117,762	3,142,450
Interest and Fiscal Charges	648,827	705,748	1,355,219	1,186,462	1,048,657	1,348,307
Capital Appreciation Bonds Interest	134,018	387,618	0	0	0	0
Bond Issuance Costs	22,878	178,495	0	0	317,417	138,718
Total Expenditures	44,924,670	60,066,288	43,682,065	41,582,677	54,178,736	43,349,293
Excess of Revenues Over (Under) Expenditures	2,051,027	(11,557,251)	5,496,683	5,239,267	(10,056,304)	(2,049,260)
Other Financing Sources (Uses)						
Sale of Capital Assets	13,902	12,201	9,998	17,635	38,985	162,092
General Obligations Notes and Bonds Issued	9,300,000	9,990,000	0	0	4,620,000	6,840,000
General Obligation Notes and Bonds Premium	22,878	4,776	0	0	314,530	16,067
Loan Issued	0	0	0	0	0	603,879
Special Assessment Bonds Issued	0	0	0	0	0	0
Payment to Refunded Bond Escrow Agent	0	(9,814,657)	0	0	0	(6,717,348)
Transfers In	889,476	1,966,471	11,961,714	3,846,676	4,217,078	10,766,761
Transfers Out	(889,476)	(1,966,471)	(11,828,276)	(3,704,801)	(4,083,640)	(10,608,011)
Total Other Financing Sources (Uses)	9,336,780	192,320	143,436	159,510	5,106,953	1,063,440
Net Change in Fund Balances	\$11,387,807	(\$11,364,931)	\$5,640,119	\$5,398,777	(\$4,949,351)	(\$985,820)
Debt Service as a Percentage of Noncapital Expenditures	6.1%	4.9%	12.0%	13.2%	9.5%	13.0%



2003	2002	2001	2000
\$11,228,925	\$11,043,798	\$10,544,876	\$9,877,335
14,784,860	15,188,139	15,615,349	14,503,879
0	0	0	0
0	0	0	0
0	0	0	0
2,105,237	2,186,143	1,954,858	2,576,524
1,053,268	1,000,703	1,080,632	336,383
290,852	244,578	263,909	1,058,014
6,296,343	5,033,425	8,867,603	8,335,592
218,000	254,419	325,453	774,745
1,243,422	2,725,652	3,216,845	3,687,324
0	0	0	0
0	0	0	0
0	0	0	0
353,887	940,834	724,365	528,143
37,574,794	38,617,691	42,593,890	41,677,939
5,466,351	8,797,996	8,353,695	4,084,882
10,225,414	9,591,265	9,328,629	9,915,392
611,694	679,044	552,394	545,759
3,591,594	3,866,492	2,331,272	2,504,899
970,432	1,292,093	1,088,805	1,084,387
1,349,688	1,969,874	1,714,022	2,101,426
2,705,819	2,759,712	2,542,274	2,288,584
8,584,014	11,509,834	3,726,438	7,272,143
2,968,450	2,814,449	2,814,453	2,829,449
1,537,386	1,728,950	1,794,213	1,948,661
0	0	0	0
0	0	0	0
38,010,842	45,009,709	34,246,195	34,575,582
(436,048)	(6,392,018)	8,347,695	7,102,357
810,651	0	0	0
0	0	0	0
0	0	0	0
202,356	0	0	0
0	0	765,000	0
0	0	0	0
2,369,281	4,225,625	6,987,834	4,537,877
(2,202,093)	(4,050,000)	(6,800,000)	(4,388,299)
1,180,195	175,625	952,834	149,578
\$744,147	(\$6,216,393)	\$9,300,529	\$7,251,935
16.9%	13.2%	14.2%	14.5%

City of Westlake, Ohio

Property Tax Rates - Direct and Overlapping Governments

(Per \$1,000 of Assessed Valuation)

Last Ten Collection Years

	2009	2008	2007	2006
Unvoted Millage				
Operating	\$1.40000	\$1.00000	\$1.00000	\$1.00000
Debt	0.10000	0.50000	0.50000	0.50000
Fire Pension	0.30000	0.30000	0.30000	0.30000
Police Pension	0.30000	0.30000	0.30000	0.30000
<i>Total Unvoted Millage</i>	<u>2.10000</u>	<u>2.10000</u>	<u>2.10000</u>	<u>2.10000</u>
Voted Millage by Levy				
1976 Charter/Current Expense	6.60000	6.60000	6.60000	6.60000
1982 Bond (\$3,200,000)	0.00000	0.00000	0.00000	0.00000
1987 Charter Police and Fire Operating	0.00000	0.00000	0.00000	0.00000
1988 Bond (\$6,000,000)	0.00000	0.20000	0.30000	0.40000
2001 Charter Police and Fire Operating	0.90000	0.90000	0.90000	0.90000
<i>Total Voted Millage by Type of Property</i>	<u>7.50000</u>	<u>7.70000</u>	<u>7.80000</u>	<u>7.90000</u>
<i>Total Millage</i>	<u><u>\$9.60000</u></u>	<u><u>\$9.80000</u></u>	<u><u>\$9.90000</u></u>	<u><u>\$10.00000</u></u>
Overlapping Rates by Taxing District				
<i>Westlake City School District</i>				
General Business and Public Utility Personal	\$66.50000	\$66.50000	\$66.50000	\$60.80000
Residential/Agricultural Real	31.74549	31.72675	31.72802	27.95490
Commercial/Industrial and Public Utility Real	35.26262	35.20358	34.98604	31.29490
<i>Westlake Porter Library</i>				
Operating - continuing				
General Business and Public Utility Personal	2.80000	2.50000	2.50000	2.50000
Residential/Agricultural Real	2.80000	2.12764	2.12775	2.29980
Commercial/Industrial and Public Utility Real	2.80000	2.23154	2.21376	2.37790
<i>Cuyahoga County</i>				
General Business and Public Utility Personal	13.32000	13.42000	13.42000	13.52000
Residential/Agricultural Real	12.66073	11.86887	11.86549	11.72270
Commercial/Industrial and Public Utility Real	12.81530	12.45356	12.49410	12.57620
<i>Special Taxing Districts (1)</i>				
General Business and Public Utility Personal	4.78000	4.78000	4.78000	4.78000
Residential/Agricultural Real	4.15975	4.15898	4.15762	4.29650
Commercial/Industrial and Public Utility Real	4.39124	4.37987	4.39621	4.55520

Note: The rates presented for a particular calendar year are the rates that, when applied to the assessed values presented in the Assessed Value Table, generated the property tax revenue billed in that year.

The City's basic property tax rate may be increased only by a majority vote of the City's residents.

Real property tax rates for voted levies are reduced so that inflationary increases in values do not generate additional revenue.

Overlapping rates are those of local and county governments that apply to property owners within the City.

(1) Metro Parks, Port Authority, Community College

Source: Cuyahoga County, Ohio; County Auditor

Note: Debt Service levies are designed to raise a fixed amount of revenue each year. A rate is set each year so that when it is applied to the total assessed value, that fixed amount is generated.

2005	2004	2003	2002	2001	2000
\$1.60000	\$1.50000	\$1.50000	\$1.50000	\$1.50000	\$1.38000
0.50000	0.60000	0.60000	0.60000	0.60000	0.72000
0.30000	0.30000	0.30000	0.30000	0.30000	0.30000
0.30000	0.30000	0.30000	0.30000	0.30000	0.30000
2.70000	2.70000	2.70000	2.70000	2.70000	2.70000
6.00000	6.00000	6.00000	6.00000	6.00000	6.00000
0.00000	0.00000	0.20000	0.20000	0.20000	0.30000
0.00000	0.00000	0.00000	0.90000	0.90000	0.90000
0.50000	0.50000	0.50000	0.50000	0.50000	0.60000
0.90000	0.90000	0.90000	0.00000	0.00000	0.00000
7.40000	7.40000	7.60000	7.60000	7.60000	7.80000
\$10.10000	\$10.10000	\$10.30000	\$10.30000	\$10.30000	\$10.50000

\$60.70000	\$61.00000	\$61.20000	\$60.60000	\$60.70000	\$61.10000
27.86250	28.14620	29.99600	29.50250	29.71760	27.62280
30.80390	31.52690	32.83400	32.06810	32.32340	33.26410

2.50000	2.50000	2.00000	2.00000	2.00000	2.00000
2.30070	2.29880	1.79720	1.80650	1.81660	1.96900
2.33610	2.38140	1.66750	1.65560	1.66670	1.96030

13.52000	13.52000	11.72000	11.72000	11.72000	10.82000
10.97540	10.98990	9.76420	9.77190	9.78450	9.60610
11.98460	12.04330	10.12350	10.05050	9.99190	10.16310

4.78000	4.48000	4.48000	4.48000	4.48000	4.48000
4.29490	3.61900	3.97250	2.88670	2.89340	3.23200
4.51750	4.00960	4.09760	3.28530	3.26260	3.71440

City of Westlake, Ohio
Assessed Valuation and Estimated True Values of Taxable Property
Last Ten Years

Collection Year	Real Property Assessed Values			Estimated Actual Value	Tangible Personal Property	
	Residential/ Agricultural	Commercial Industrial	Public Utility		Assessed Values	Estimated Actual Value
2009	\$1,013,775,970	\$368,240,130	\$0	\$3,948,617,429	\$16,859,840	\$19,158,909
2008	1,006,382,880	364,490,790	0	3,916,781,914	15,913,580	18,083,614
2007	991,271,440	375,405,920	0	3,904,792,457	20,385,360	23,165,182
2006	902,278,520	328,319,530	21,120	3,516,054,771	20,367,010	23,144,330
2005	886,479,740	323,008,610	21,120	3,455,741,343	22,225,550	25,256,307
2004	872,094,890	309,650,930	21,100	3,376,476,914	22,652,240	25,741,182
2003	790,183,380	302,350,550	21,100	3,121,585,800	22,213,040	25,242,091
2002	782,899,333	289,565,507	21,100	3,064,245,543	23,522,370	26,729,966
2001	750,906,222	277,732,438	21,100	2,939,027,886	30,491,100	34,648,977
2000	652,167,196	241,212,524	16,670	2,552,561,114	30,889,430	35,101,625

Real property is reappraised every six years with a State mandated update of the current market value in the third year following each reappraisal.

The assessed value of real property (including public utility real property) is 35 percent of estimated true value. The assessed value of public utility personal property ranges from 25 percent of true value for railroad property to 88 percent for electric transmission and distribution property. General business tangible personal property was assessed in previous years at 25 percent for machinery and equipment and 23 percent for inventories. General business tangible personal property tax was phased out beginning in 2006. Both types of general business tangible personal property were assessed at 12.5 for 2007, 6.25 percent for 2008 and zero for 2009. Beginning in 2007, House Bill 66 switched telephone companies from being public utilities to general business taxpayers and began a four year phase out of the tangible personal property tax on local and inter-exchange telephone companies. No tangible personal property taxes were levied or collected in 2009 from general business taxpayers (except telephone companies whose last year to pay tangible personal property tax is 2010).

The tangible personal property values associated with each year are the values that, when multiplied by the applicable rates, generated the property tax revenue billed in that year. For real property, the amounts generated by multiplying the assessed values by the applicable rates would be reduced by the 10%, 2 1/2% and homestead exemptions before being billed. The 10% rollback for commercial/ industrial property was eliminated in 2006.

Source: Cuyahoga County, Ohio; County Auditor

Tangible Personal Property

General Business		Total			Direct Tax Rate
Assessed Values	Estimated Actual Value	Assessed Values	Estimated Actual Value	Ratio	
\$12,193,793	\$195,100,688	\$1,411,069,733	\$4,162,877,026	33.90 %	\$9.60
21,832,430	349,318,880	1,408,619,680	4,284,184,408	32.88	9.80
57,142,606	457,140,848	1,444,205,326	4,385,098,487	32.93	9.90
58,827,680	313,747,627	1,309,813,860	3,852,946,728	34.00	10.00
64,928,167	346,283,557	1,296,663,187	3,827,281,207	33.88	10.10
67,303,512	292,623,965	1,271,722,672	3,694,842,061	34.42	10.10
74,078,302	322,079,574	1,188,846,372	3,468,907,465	34.27	10.30
77,021,986	334,878,200	1,173,030,296	3,425,853,709	34.24	10.30
74,494,491	323,889,091	1,133,645,351	3,297,565,954	34.38	10.30
69,493,252	302,144,574	993,779,072	2,889,807,313	34.39	10.50

City of Westlake, Ohio
Property Tax Levies And Collections
Last Ten Years

<u>Year</u>	<u>Total Tax Levy</u>	<u>Current Tax Collections</u>	<u>Percent of Current Tax Collections To Tax Levy</u>	<u>Delinquent Tax Collections</u>	<u>Total Tax Collections (1)</u>	<u>Percent of Total Tax Collections To Tax Levy</u>
2009	\$13,464,587	\$12,989,111	96.47 %	\$259,512	\$13,248,623	98.40 %
2008	13,598,676	13,035,174	95.86	402,478	13,437,652	98.82
2007	13,661,441	13,187,116	96.53	254,017	13,441,133	98.39
2006	12,722,123	12,555,099	98.69	397,741	12,952,840	101.81
2005	13,949,573	14,317,638	102.64	822,863	15,140,501	108.54
2004	13,961,856	12,644,208	90.56	458,047	13,102,255	93.84
2003	11,434,306	10,960,238	95.85	270,303	11,230,541	98.22
2002	11,225,940	10,695,012	95.27	307,667	11,002,679	98.01
2001	11,310,839	10,922,571	96.57	250,109	11,172,680	98.78
2000	9,908,961	9,338,060	94.24	174,345	9,512,405	96.00

Source: Cuyahoga County, Ohio; County Auditor

Note: The County does not identify delinquent collections by the year for which the tax was levied.

(1) State reimbursement of rollback and homestead exemptions are included.

City of Westlake, Ohio

Principal Taxpayers

2009 and 2000

Taxpayer	2009	
	Real Property Assessed Valuation	Percentage of Total Assessed Valuation
Toledo-Lucas County Port Authority (Crocker Park)	\$38,841,770	2.75%
Cleveland Electric Illuminating Company	14,649,680	1.04
Promenade Delaware LLC	11,229,580	0.79
Crocker Park LLC	8,297,120	0.59
Energizer Battery Manufacturing, Inc.	7,417,280	0.53
Cleveland Retirement	7,371,040	0.52
University Hospital Health Systems	7,215,120	0.51
Sturbridge Square Apartments	7,035,010	0.50
Remington-OP & F, Incorporated	6,755,010	0.48
Crossings Village Westlake LLC	5,659,650	0.40
Total	\$114,471,260	8.11%
Total Assessed Valuation	\$1,411,069,733	
Taxpayer	2000	
	Real Property Assessed Valuation	Percentage of Total Assessed Valuation
University Hospital Health Systems	\$19,978,820	2.01%
Cleveland Electric Illuminating Company	17,712,370	1.78
King James Park Ltd.	9,641,680	0.97
Westlake Center Associates	8,853,880	0.89
Eveready Battery Company	7,381,190	0.74
Columbia Gas of Ohio Inc.	6,489,620	0.65
Fort Austin Ltd. Partnership	6,037,500	0.61
J G Westlake Hotel	5,887,390	0.59
Kopf-Newton Venture I	5,728,910	0.58
Metric Institutional Apartment Fund, Ltd	5,713,120	0.58
Total	\$93,424,480	9.40%
Total Assessed Valuation	\$993,779,072	

Source: Cuyahoga County Auditor

City of Westlake, Ohio
Income Tax Revenue Base and Collections
Last Ten Years

Year	Tax Rate	Total Tax Collected (1)	Taxes From Withholding	Percentage of Taxes From Withholding	Taxes From Net Profits	Percentage of Taxes From Net Profits	Taxes From Individuals	Percentage of Taxes From Individuals
2009	1.50 %	\$18,458,455	\$14,397,595	78 %	\$1,661,261	9 %	\$2,399,599	13 %
2008	1.50	18,825,927	14,684,223	78	1,506,074	8	2,635,630	14
2007	1.50	20,866,746	16,719,401	80	1,693,789	8	2,453,556	12
2006	1.50	17,484,515	13,400,903	77	1,818,991	10	2,264,621	13
2005	1.50	17,819,187	12,981,410	73	1,316,119	7	2,213,605	12
2004	1.50	15,582,576	12,012,167	77	1,108,912	7	1,971,426	13
2003	1.50	14,445,926	11,696,293	81	1,190,241	8	1,992,143	14
2002	1.50	15,114,994	11,719,909	78	1,270,182	8	2,111,946	14
2001	1.50	15,010,714	11,202,349	75	1,511,533	10	1,997,900	13
2000	1.50	14,503,879	10,861,632	75	1,172,511	8	1,862,411	13

Sources: Regional Income Tax Agency data - certain amounts may be estimates. Number of filers does not equal total taxpayers due to taxpayers paying City taxes through employer withholding only, without filing requirement.

(1) 2001 through 2009 are on an Accrual Basis and 2000 is on a Modified Accrual Basis.

City of Westlake, Ohio
Income Tax Statistics
Current Year and Eight Years Ago

2008 (1)				
Income Range	Number of Filers	Percent of Filers	Taxable Income	Percent of Taxable Income
0-24,999	3,688	31.31 %	\$32,905,621	2.95 %
25,000-49,999	2,163	18.36	80,384,548	7.21
50,000-74,999	1,659	14.08	102,545,946	9.20
75,000-99,999	1,102	9.35	95,595,258	8.57
Over 100,000	3,168	26.90	803,701,236	72.07
Total	<u>11,780</u>		<u>\$1,115,132,609</u>	

2000 (2)				
Income Range	Number of Filers	Percent of Filers	Taxable Income	Percent of Taxable Income
0-19,999	3,436	27.64 %	26,804,405	3.06 %
20,000-49,999	3,363	27.06	116,720,464	13.34
50,000-74,999	1,865	15.00	114,720,584	13.11
75,000-99,999	1,244	10.01	107,808,814	12.32
Over 100,000	2,522	20.29	509,075,322	58.17
Total	<u>12,430</u>		<u>\$875,129,589</u>	

Sources: Regional Income Tax data - certain amounts may be estimates

(1) As of December 31, 2008, 2009 information has not been compiled.

(2) Information prior to 2000 is not available.

City of Westlake, Ohio
*Ratio of Outstanding Debt to
Total Personal Income and Debt Per Capita
Last Ten Years*

Governmental Activities					
Year	General Obligation Bonds	Special Assessment Bonds	Bond Anticipation Notes	OPWC Loans	Total Debt
2009	\$11,090,129	\$5,040,303	\$9,301,906	\$686,472	\$26,118,810
2008	12,113,417	5,350,923	0	747,233	18,211,573
2007	13,272,455	5,699,350	0	807,993	19,779,798
2006	16,737,726	6,017,943	0	868,754	23,624,423
2005	19,564,505	6,309,179	0	929,515	26,803,199
2004	19,808,197	1,584,090	4,367,000	990,277	26,749,564
2003	24,399,174	1,781,000	7,200,000	406,848	33,787,022
2002	27,129,174	1,999,000	229,000	224,942	29,582,116
2001	29,714,174	2,208,000	4,025,000	245,391	36,192,565
2000	32,182,724	1,768,453	1,480,000	265,841	35,697,018

(1) Computation of percentage of personal income divided by total debt over total personal income.
See page S30 for total personal income data.

(2) Computation of per capita divided by total debt over population.
See page S30 for population data.

<u>Percentage of Personal Income (1)</u>	<u>Per Capita (2)</u>
2.21%	\$817
1.54	570
1.67	619
1.99	739
2.26	838
2.26	837
2.85	1,057
2.50	925
3.06	1,132
3.01	1,117

City of Westlake, Ohio
*Ratio of General Obligation Bonded Debt to Estimated Actual
Value and Bonded Debt Per Capita
Last Ten Years*

Year	Population (1)	Estimated Actual Value of Taxable Property (2)	Gross Bonded Debt	Ratio of Bonded Debt to Estimated Actual Value of Taxable Property	Bonded Debt Per Capita
2009	31,972	\$4,162,877,026	\$11,090,129	0.27%	\$347
2008	31,972	4,284,184,408	12,113,417	0.28	379
2007	31,972	4,385,098,487	13,272,455	0.30	415
2006	31,972	3,852,946,728	16,737,726	0.43	524
2005	31,972	3,827,281,207	19,564,505	0.47	561
2004	31,972	3,694,842,061	19,808,197	0.50	575
2003	31,972	3,468,907,465	24,399,174	0.67	727
2002	31,972	3,425,853,709	27,129,174	0.76	818
2001	31,972	3,297,565,954	29,714,174	0.88	903
2000	31,972	2,889,807,313	32,182,724	1.09	983

Source:

(1) See S30 for population data.

(2) See S16-17 for taxable property value data.

City of Westlake, Ohio
Computation of Direct and Overlapping Governmental Activities Debt
December 31, 2009

Jurisdiction	Total Debt Outstanding	Percentage Applicable to City (1)	Amount Applicable to City of Westlake
Direct Debt			
City of Westlake			
General Obligation Bonds	\$11,090,129	100.00%	\$11,090,129
Special Assessment Bonds	5,040,303	100.00	5,040,303
Bond Anticipation Notes	9,301,906	100.00	9,301,906
OPWC Loans	686,472	100.00	686,472
Total Direct Debt	26,118,810		26,118,810
Overlapping Debt:			
Payable from Property Taxes			
Cuyahoga County Bonds	157,633,000	4.60	7,251,118
Regional Transit Authority Bonds	167,835,290	4.60	7,720,423
Westlake City School District Bonds	23,094,011	100.00	23,094,011
Payable from Other Sources:			
Cuyahoga County Capital Leases	189,000	4.60	8,694
Cuyahoga County Loans	5,796,000	4.60	266,616
Regional Transit Authority Loans	3,040,281	4.60	139,853
Regional Transit Authority Capital Lease	22,308,138	4.60	1,026,174
Westlake City School District Capital Leases	348,014	100.00	348,014
Total Overlapping Debt	380,243,734		39,854,903
Total	\$406,362,544		\$65,973,713

Source: Cuyahoga County, Ohio; County Auditor

(1) Percentages were determined by dividing each overlapping government located within the boundaries of the City by the total assessed valuation of the government. The valuations used were for the 2009 collection year.

City of Westlake, Ohio

Legal Debt Margin

Last Ten Years

	2009	2008	2007	2006
General Bonded Debt Outstanding:				
General Obligation Bonds	\$11,294,268	\$12,220,250	\$12,425,000	\$14,965,000
Special Assessment Bonds	4,775,000	5,075,000	5,415,000	5,735,000
Bond Anticipation Notes	9,300,000	0	0	0
OPWC Loans	686,472	747,233	807,993	868,754
Total	<u>26,055,740</u>	<u>18,042,483</u>	<u>18,647,993</u>	<u>21,568,754</u>
 Assessed Property Value	 <u>1,411,069,733</u>	 <u>1,408,619,680</u>	 <u>1,444,205,326</u>	 <u>1,309,813,860</u>
Less:				
Special Assessment Bonds	(4,775,000)	(5,075,000)	(5,415,000)	(5,735,000)
General Obligation Bond Retirement Fund Balance	(1,352,542)	(1,710,602)	(1,628,522)	(1,647,158)
Issue 11 Bond Retirement Fund Balance	<u>(35,000)</u>	<u>(35,000)</u>	<u>(35,000)</u>	<u>(333,073)</u>
Total Net Debt Applicable to Debt Limit	<u>19,893,198</u>	<u>11,221,881</u>	<u>11,569,471</u>	<u>13,853,523</u>
Overall Legal Debt Limit				
10 1/2% of Assessed Valuation	148,162,322	147,905,066	151,641,559	137,530,455
Legal Debt Margin Within 10 1/2% Limitations	<u>\$128,269,124</u>	<u>\$136,683,185</u>	<u>\$140,072,088</u>	<u>\$123,676,932</u>
Legal Debt Margin as a Percentage of the Debt Limit	86.57%	92.41%	92.37%	89.93%
Unvoted Debt Limitation				
5 1/2% of Assessed Valuation	<u>\$77,608,835</u>	<u>\$77,474,082</u>	<u>\$79,431,293</u>	<u>\$72,039,762</u>
Net Unvoted Indebtedness Authorized by Council	6,550,250	7,983,151	9,043,912	10,041,673
Less:				
Special Assessment Bonds	(4,775,000)	(5,075,000)	(5,415,000)	(5,735,000)
General Obligation Bond Retirement Fund Balance	(1,352,542)	(1,710,602)	(1,628,522)	(1,647,158)
Issue 11 Bond Retirement Fund Balance	<u>(35,000)</u>	<u>(35,000)</u>	<u>(35,000)</u>	<u>(333,073)</u>
Net Debt Within 5 1/2% Limitations	<u>387,708</u>	<u>1,162,549</u>	<u>1,965,390</u>	<u>2,326,442</u>
Unvoted Legal Debt Margin Within 5 1/2% Limitations	<u>\$77,221,127</u>	<u>\$76,311,533</u>	<u>\$77,465,903</u>	<u>\$69,713,320</u>
Unvoted Legal Debt Margin as a Percentage of the Unvoted Debt Limitation	99.50%	98.50%	97.53%	96.77%

Note: Details regarding the City's outstanding debt can be found in the notes to the financial statements.

2005	2004	2003	2002	2001	2000
\$17,925,000	\$19,808,197	\$24,399,174	\$27,129,174	\$29,714,174	\$32,182,724
6,012,000	1,584,090	1,781,000	1,999,000	2,208,000	1,768,453
0	4,367,000	7,200,000	229,000	4,025,000	1,480,000
929,515	990,277	406,848	224,942	245,391	265,841
24,866,515	26,749,564	33,787,022	29,582,116	36,192,565	35,697,018
1,296,663,187	1,271,722,672	1,188,846,372	1,173,030,296	1,133,645,351	993,779,072
(6,012,000)	(1,584,090)	(1,781,000)	(1,999,000)	(2,208,000)	(1,768,453)
(1,619,632)	(1,434,979)	(1,164,701)	(979,231)	(837,256)	(741,894)
(320,851)	(264,921)	(424,437)	(431,065)	(424,678)	(351,371)
16,914,032	23,465,574	30,416,884	26,172,820	32,722,631	32,835,300
136,149,635	133,530,881	124,828,869	123,168,181	119,032,762	104,346,803
\$119,235,603	\$110,065,307	\$94,411,985	\$96,995,361	\$86,310,131	\$71,511,503
87.58%	82.43%	75.63%	78.75%	72.51%	68.53%
\$71,316,475	\$69,944,747	\$65,386,550	\$64,516,666	\$62,350,494	\$54,657,849
13,461,515	15,049,564	21,852,022	17,287,116	21,364,565	21,013,565
(6,012,000)	(1,584,090)	(1,781,000)	(1,999,000)	(2,208,000)	(1,768,453)
(1,619,632)	(1,434,979)	(1,164,701)	(979,231)	(837,256)	(741,894)
(320,851)	(264,921)	(424,437)	(431,065)	(424,678)	(351,371)
5,509,032	11,765,574	18,481,884	13,877,820	17,894,631	18,151,847
\$65,807,443	\$58,179,173	\$46,904,666	\$50,638,846	\$44,455,863	\$36,506,002
92.28%	83.18%	71.73%	78.49%	71.30%	66.79%

City of Westlake, Ohio

Principal Employers

2009 and 2003

2009		
Employer	Employees	Percentage of Total City Employment
St. John West Shore Hospital	1,273	4.80 %
Hyland Software	754	2.84
Westlake City Schools	577	2.18
City of Westlake	420	1.59
Energizer	365	1.38
Westbay Care and Rehabilitation	300	1.13
Travel Centers of America	300	1.13
Lutheran Home	300	1.13
University Hospitals	248	0.94
Lake Erie Electric, Inc.	227	0.86
Total	4,764	17.98 %
Total City Employment	26,496	

2003 (1)		
Employer	Employees	Percentage of Total City Employment
St. John West Shore Hospital	1,232	3.81 %
Eveready Battery	530	1.64
Westlake City Schools	506	1.57
Bonne Bell	498	1.54
City of Westlake	409	1.27
USG Interiors, Inc.	310	0.96
Travel Centers of America	300	0.93
Lutheran Home	290	0.90
Hyland Software	267	0.83
Antares Management Solutions	250	0.77
Total	4,592	14.22 %
Total City Employment	32,288	

Source: City of Westlake, Ohio, Department of Planning of Economic Development - amounts are estimates. Total City employment based upon estimate from the Regional Regional Income Tax Authority 2009 withholding information.

n/a: Information not available

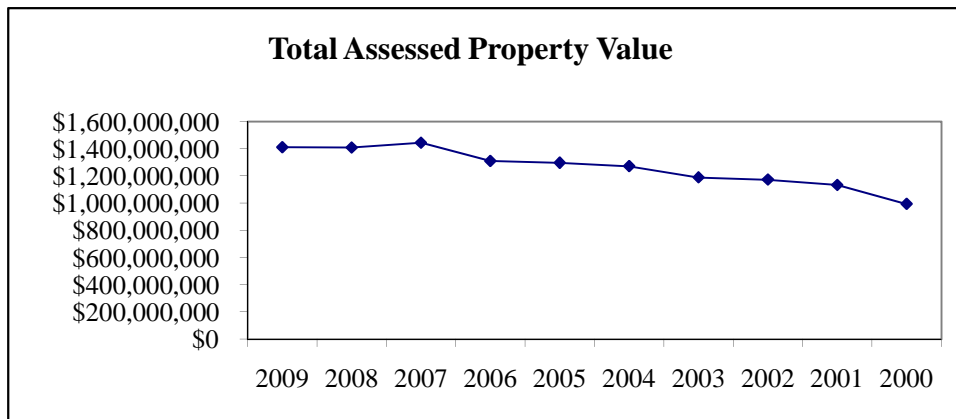
(1) Information prior to 2003 is not available.

(This Page Intentionally Left Blank.)

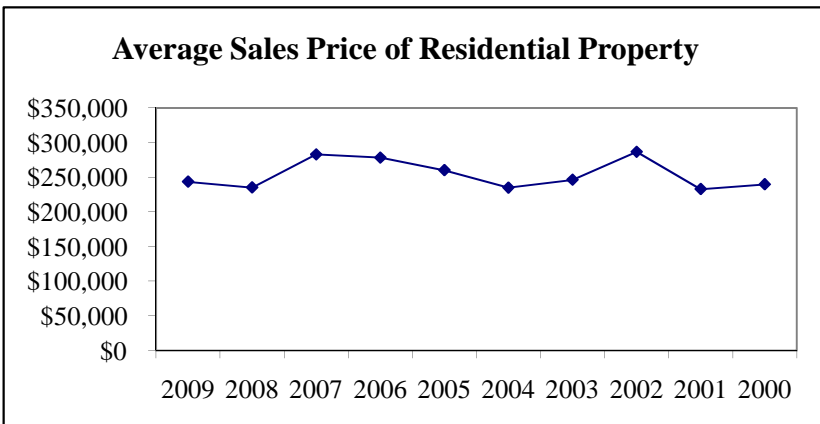
City of Westlake, Ohio
Demographic and Economic Statistics
Last Ten Years

Year	Population (1a)	Total Personal Income	Per Capita Personal Income (6) (1a)	Median Household Income (1a)	Median Age (1a)	Educational Attainment: Bachelor's Degree or higher (1a)
2009	31,972	\$1,184,370,768	\$37,044	\$65,106	42.0	45.2 %
2008	31,972	1,184,370,768	37,044	65,106	42.0	45.2
2007	31,972	1,184,370,768	37,044	65,106	42.0	45.2
2006	31,972	1,184,370,768	37,044	65,106	42.0	45.2
2005	31,972	1,184,370,768	37,044	65,106	42.0	45.2
2004	31,972	1,184,370,768	37,044	65,106	42.0	45.2
2003	31,972	1,184,370,768	37,044	65,106	42.0	45.2
2002	31,972	1,184,370,768	37,044	65,106	42.0	45.2
2001	31,972	1,184,370,768	37,044	65,106	42.0	45.2
2000	31,972	1,184,370,768	37,044	65,106	42.0	45.2

- (1) Source: U. S. Census, Census of population
 (a) 2000 Federal Census
- (2) Source: Westlake Board of Education
- (3) Source: City of Westlake Official Statement
 (b) March 9, 2004
- (4) Source: Ohio Dept. of Jobs and Family Services Civilian Labor Force Estimate
 (c) Press Release dated Jan. 20, 2006
 (d) Ohio Labor Market Information
- (5) Source: Cuyahoga County Auditor
- (6) Computation of per capita personal income divided by population



School Enrollment (2)	City Unemployment Rate (3) (4)	Average Sales Price of Residential Property (4)	Total Assessed Property Value (5)
4,019	7.4 % d	\$243,455	\$1,411,069,733
4,019	5.2 d	235,186	1,408,619,680
4,079	5.7 c	282,950	1,444,205,326
4,110	5.7 c	278,319	1,309,813,860
4,020	5.7 c	260,137	1,296,663,187
3,921	6.2 c	234,884	1,271,722,672
3,885	6.4 c	246,325	1,188,846,372
3,743	6.7 b	286,759	1,173,030,296
3,734	4.6 b	232,741	1,133,645,351
3,698	4.5 b	239,600	993,779,072



City of Westlake, Ohio
Full-Time Equivalent City Government Employees by Function/Program
Last Ten Years

<u>Function/program</u>	2009	2008	2007	2006	2005	2004
General Government:						
Council	4.5	4.5	5.0	5.0	5.0	5.0
Mayor	2.0	2.0	2.0	2.0	2.0	2.0
Finance	6.0	6.5	6.5	8.0	7.0	7.0
Information Technology	2.0	3.0	2.5	0.0	0.0	0.0
Law	6.5	6.5	6.5	6.5	7.0	7.0
Purchasing/Adm. Services	3.0	3.0	3.0	3.5	3.0	3.5
Communication	2.0	2.0	1.0	0.0	0.0	0.0
Human Resources	0.0	1.0	0.0	0.0	0.0	0.0
Planning	5.5	6.0	4.5	4.5	4.5	4.5
Safety Town	1.5	1.5	1.5	1.5	1.5	1.5
Central Dispatch	12.5	12.5	12.5	12.5	14.0	0.0
Police/Fire Operating Levy	20.0	20.0	20.0	28.0	16.0	16.0
Engineering	11.5	12.5	12.5	11.5	12.5	12.5
Inspection	9.5	9.5	9.5	10.5	11.5	11.5
Security of Persons and Property:						
Police	85.0	87.0	85.5	75.5	87.0	82.0
Fire	38.0	40.0	39.0	36.0	40.5	40.0
Recreation:						
Administration	4.5	4.5	4.0	4.0	5.0	4.0
Swimming Pool	46.5	50.0	51.5	51.5	44.5	58.0
Recreation Center	67.0	62.5	62.5	65.0	64.0	56.0
Golf Course	12.0	12.0	13.0	12.5	16.5	15.5
Senior/Community Services	14.0	13.5	11.5	11.5	12.0	11.5
Service:						
Administration	2.0	2.0	2.5	2.5	2.5	2.5
Building Maintenance	1.0	1.0	1.0	1.0	1.0	1.0
City Services	37.5	40.5	36.5	34.5	37.5	36.5
Sanitary/Storm Drainage	9.0	8.0	7.0	7.5	6.5	7.5
Rubbish/Recycling	0.0	0.0	0.0	0.0	0.0	0.0
Parks	5.0	6.0	6.0	6.0	6.5	7.0
Forester	5.0	5.0	5.0	5.0	5.0	5.0
Street Maintenance	4.0	5.5	7.5	7.5	6.0	7.0
Cemetery	2.0	2.5	2.5	2.5	1.0	1.5
Miscellaneous	1.0	1.0	3.0	2.5	4.0	3.5
Totals:	<u>420.0</u>	<u>431.5</u>	<u>425.0</u>	<u>418.5</u>	<u>423.5</u>	<u>409.0</u>

Source: City of Westlake, Ohio 2000-2009 Annual Budgets

Method: Using 1.0 for each full-time employee, and 0.50 for each part-time and seasonal employee.

Count taken at December 31.

2003	2002	2001	2000
5.0	5.0	5.0	5.0
2.0	3.0	3.0	3.0
6.5	6.5	6.5	6.0
0.0	0.0	0.0	0.0
7.5	7.0	7.0	6.0
3.0	3.0	3.0	2.5
0.0	0.0	0.0	0.0
0.0	0.0	0.0	0.0
4.5	4.5	4.0	4.0
1.5	1.0	1.5	1.5
0.0	0.0	0.0	0.0
16.0	16.0	16.0	16.0
13.0	15.5	15.5	16.0
10.5	11.0	11.0	10.5
83.5	81.0	78.5	74.0
40.5	40.5	40.5	38.5
5.0	4.5	4.5	4.5
45.0	45.0	45.0	38.0
70.5	101.5	98.0	86.0
17.0	17.5	15.5	16.0
11.0	9.0	9.0	9.5
2.5	3.0	3.0	3.5
1.5	1.5	1.5	3.0
33.5	26.0	21.5	14.5
7.0	9.0	12.0	8.0
0.0	22.0	23.5	23.0
4.0	4.0	4.0	4.0
5.0	2.0	3.0	3.0
7.5	6.0	7.0	10.0
2.5	1.5	1.5	2.0
3.5	3.0	2.0	2.0
<u>409.0</u>	<u>449.5</u>	<u>442.5</u>	<u>410.0</u>

City of Westlake, Ohio
Operating Indicators by Function/Program
Last Ten Years

Function/program	2009	2008	2007	2006
General Government				
Construction Permits Issued (2)	1,172	1,262	1,452	1,369
Estimated Value of Construction (2)	\$37,905,420	\$51,180,020	\$70,874,423	\$105,706,757
Economic Development Projects approved (square feet) (3)	160,308	108,103	118,321	347,398
Number of Planning Commission docket items (3)	82	117	113	127
Sewer Bills mailed (1)	35,477	38,687	43,236	42,880
Purchase Orders Issued (4)	2,879	3,391	3,327	4,129
Number of new litigations filed (5)	8	7	4	0
Number of pending litigations (5)	11	11	2	9
Police (6)				
Total Arrests	6,227	6,253	6,163	5,580
Part 1 Offenses (major offenses such as murder and theft)	585	486	614	605
DUI Arrests	232	246	301	231
Prisoners	1,471	1,259	1,296	1,220
Motor Vehicle Accidents	687	761	810	741
Calls for Service	34,626	33,040	32,042	30,706
Fire (7)				
Emergency responses	4,134	4,320	4,250	4,155
Fire Safety Inspections/Re-Inspections	2,351	1,627	1,304	1,485
Fire Protection Systems Inspected	638	521	963	891
Building/Fire Protection Plan Review	278	412	375	466
Number of Community Programs	45	84	79	100
Public Service (8)				
Road Maintenance (man hours)*	3,429	8,947	9,679	9,296
Asphalt (hot/cold) used in road maintenance (tons)	313	770	380	413
Concrete used in road maintenance (yards)	330	344	386	564
Number of Trees Removed	360	305	209	260
Number of Trees Planted	217	245	273	151
Truckloads of leaves picked-up	1,538	1,229	1,303	1,664
Cubic Yards of leaf humus delivered/sold	6,622	7,180	8,472	7,188
Cubic Yards of wood chips delivered/sold	4,432	4,404	4,152	3,725
Tons of snow melting salt purchased	4,262	6,842	7,665	2,418
Cemetery Internments	49	46	55	46
Grave purchases/Internment payments	\$46,440	\$51,330	\$56,505	\$38,885
Recreation (9)				
Recreation Center attendance**	512,754	517,171	378,003	402,253
No. of Peterson Pool Memberships	537	828	831	275
Learn to Swim enrollment (Peterson Pool only)	832	943	1,061	1,001
Average daily golf revenue (June, July, & August)	\$2,689	\$2,968	\$3,108	\$3,100
Senior/Community Services (10)				
Number of Activities/Programs	138	102	96	80
Activity Trips	36	47	47	59
Number of Volunteers	200	145	177	174
Newsletters	9,600	10,400	9,600	13,000
Transports	6,431	6,194	7,884	8,573
Miles Transported	46,648	54,319	58,860	60,972
Donations, Center/Assistance/Prescriptions	\$27,172	\$51,298	\$33,282	\$54,984

Sources: (1) City of Westlake Finance Department (6) City of Westlake Police Department
(2) City of Westlake Building Department (7) City of Westlake Fire Department
(3) City of Westlake Department of Planning and Economic Development (8) City of Westlake Department of Public Service
(4) City of Westlake Purchasing Department (9) City of Westlake Recreation Department
(5) City of Westlake Law Department (10) City of Westlake Department of Senior and Community Services

*Amounts are estimated

**Attendance based upon calendar year

n/a: Information not available

2005	2004	2003	2002	2001	2000
1,449	1,481	1,272	1,189	1,265	1,308
\$91,821,553	\$153,837,378	\$88,110,510	\$86,785,759	\$93,999,520	\$83,579,795
413,432	538,835	626,268	452,304	377,450	496,376
115	140	105	111	107	114
44,100	43,508	42,257	42,959	41,840	40,482
3,903	3,960	4,228	4,255	4,358	4,494
11	4	17	4	2	6
7	15	21	5	10	15
6,206	6,219	7,220	6,305	8,400	9,445
679	592	495	491	548	414
353	266	264	254	298	275
1,363	1,340	1,188	1,041	1,115	1,206
815	810	780	859	759	781
32,233	33,342	33,349	33,284	33,402	33,419
4,258	3,987	3,980	3,874	3,639	3,423
994	291	132	200	659	676
534	330	437	541	928	282
500	457	353	360	375	308
100	80	75	53	51	48
8,432	10,760	8,480	n/a	9,437	7,025
1,341	755	808	552	441	632
486	866	421	579	731	550
262	193	291	253	115	234
170	260	208	110	91	130
1,643	1,621	1,726	1,846	1,640	1,350
7,546	5,817	5,977	813	2,092	2,055
4,400	6,605	1,106	1,604	1,676	1,952
9,377	7,972	7,686	4,478	2,485	9,697
41	54	49	49	51	63
\$33,445	\$42,365	\$27,875	\$25,325	\$28,925	\$35,885
395,495	386,937	388,020	399,671	387,458	357,730
346	873	1,000	1,300	1,550	1,525
1,112	1,015	1,300	1,350	1,200	1,150
\$3,429	\$3,209	\$3,127	\$3,400	\$3,000	\$2,707
77	68	n/a	n/a	n/a	n/a
66	52	47	53	49	35
152	134	194	92	111	129
n/a	13,995	13,995	13,685	13,365	13,025
8,386	8,807	8,595	8,405	7,981	6,661
62,892	53,979	56,376	55,332	51,392	41,747
\$50,083	\$39,431	\$17,932	\$30,573	\$30,707	\$19,454

City of Westlake, Ohio
Capital Asset Statistics by Function/Program
Last Ten Years

Function/program	2009	2008	2007	2006
General Government				
Square Footage Occupied (1)	40,000	40,000	40,000	40,000
Engineering Vehicles (2)	12	12	14	10
Inspection Vehicles (2)	8	8	8	8
Other Departmental Vehicles (2)	4	4	4	4
Police				
Stations	1	1	1	1
Square Footage of Building (3)	25,000	25,000	25,000	25,000
Vehicles (2)	41	43	39	39
Fire				
Stations	2	2	2	2
Vehicles (2)	18	19	18	18
Other public works				
Streets (miles)	136	136	136	136
Number of Streetlights (per light bill)	15,074	15,068	15,057	14,918
Public Service Vehicles (5)	65	65	64	60
Recreation				
Number of Parks	5	5	5	5
Recreation Centers	1	1	1	1
Recreation Center Square Footage	102,000	102,000	102,000	102,000
Vehicles (2)	7	6	7	7
Senior/Community Services				
Vehicles (4)	6	6	6	6
Wastewater				
Sanitary sewers (miles)	122	122	122	122

Sources:

- (1) City of Westlake Department of Engineering
- (2) City of Westlake Finance Department
- (3) City of Westlake Police Department
- (4) City of Westlake Department of Senior and Community Services
- (5) City of Westlake Department of Public Service
- n/a: Information not available

2005	2004	2003	2002	2001	2000
40,000	40,000	40,000	20,000	20,000	20,000
9	9	12	10	8	9
9	9	8	8	8	8
4	4	4	4	4	4
1	1	1	1	1	1
25,000	25,000	25,000	25,000	25,000	25,000
35	35	38	35	33	33
2	2	2	2	2	2
18	20	20	19	17	17
135	135	135	135	135	134
14,888	14,622	14,407	14,407	14,288	14,288
57	57	67	68	64	73
5	5	5	5	5	5
1	1	1	1	1	1
84,000	84,000	84,000	84,000	84,000	84,000
7	7	7	6	7	5
6	5	5	5	5	4
121	121	121	121	121	120

(This Page Intentionally Left Blank.)



Mary Taylor, CPA
Auditor of State

CITY OF WESTLAKE

CUYAHOGA COUNTY

CLERK'S CERTIFICATION

This is a true and correct copy of the report which is required to be filed in the Office of the Auditor of State pursuant to Section 117.26, Revised Code, and which is filed in Columbus, Ohio.

Susan Babbitt

CLERK OF THE BUREAU

**CERTIFIED
AUGUST 17, 2010**