

CITY OF MENTOR, OHIO

AUDIT REPORT

FOR THE YEAR ENDED DECEMBER 31, 2009

James G. Zupka, CPA, Inc.
Certified Public Accountants



Mary Taylor, CPA
Auditor of State

Members of City Council
City of Mentor
8500 Civic Center Blvd.
Mentor, Ohio 44060

We have reviewed the *Independent Auditor's Report* of the City of Mentor, Lake County, prepared by James G. Zupka, CPA, Inc., for the audit period January 1, 2009 through December 31, 2009. Based upon this review, we have accepted these reports in lieu of the audit required by Section 117.11, Revised Code. The Auditor of State did not audit the accompanying financial statements and, accordingly, we are unable to express, and do not express an opinion on them.

Our review was made in reference to the applicable sections of legislative criteria, as reflected by the Ohio Constitution, and the Revised Code, policies, procedures and guidelines of the Auditor of State, regulations and grant requirements. The City of Mentor is responsible for compliance with these laws and regulations.

Mary Taylor

Mary Taylor, CPA
Auditor of State

June 14, 2010

This Page is Intentionally Left Blank.

**CITY OF MENTOR, OHIO
AUDIT REPORT
FOR THE YEAR ENDED DECEMBER 31, 2009**

TABLE OF CONTENTS

	<u>PAGE</u>
Report on Internal Control Over Financial Reporting and on Compliance and Other Matters Based on an Audit of Financial Statements Performed in Accordance with <i>Government Auditing Standards</i>	1-2
Status of Prior Year Findings and Recommendations	3

JAMES G. ZUPKA, C.P.A., INC.

*Certified Public Accountants
5240 East 98th Street
Garfield Hts., Ohio 44125*

Member American Institute of Certified Public Accountants

(216) 475 - 6136

Ohio Society of Certified Public Accountants

**REPORT ON INTERNAL CONTROL OVER FINANCIAL REPORTING AND ON
COMPLIANCE AND OTHER MATTERS BASED ON AN AUDIT OF
FINANCIAL STATEMENTS PERFORMED IN ACCORDANCE WITH
GOVERNMENT AUDITING STANDARDS**

To the Members of City Council
City of Mentor, Ohio

We have audited the financial statements of the governmental activities, each major fund, and the aggregate remaining fund information of the City of Mentor, Lake County, Ohio, as of and for the year ended December 31, 2009, which collectively comprise the City of Mentor, Ohio's basic financial statements and have issued our report thereon dated May 21, 2010. We conducted our audit in accordance with auditing standards generally accepted in the United States of America and the standards applicable to financial audits contained in *Government Auditing Standards*, issued by the Comptroller General of the United States.

Internal Control Over Financial Reporting

In planning and performing our audit, we considered the City of Mentor, Ohio's internal control over financial reporting as a basis for designing our auditing procedures for the purpose of expressing our opinions on the financial statements, but not for the purpose of expressing an opinion on the effectiveness of the City of Mentor, Ohio's internal control over financial reporting. Accordingly, we do not express an opinion on the effectiveness of the City of Mentor, Ohio's internal control over financial reporting.

A deficiency in internal control exists when the design or operation of a control does not allow management or employees, in the normal course of performing their assigned functions, to prevent, or detect and correct misstatements on a timely basis. *A material weakness* is a deficiency, or a combination of deficiencies, in internal control such that there is a reasonable possibility that a material misstatement of the entity's financial statements will not be prevented, or detected and corrected on a timely basis.


Our consideration of internal control over financial reporting was for the limited purpose described in the first paragraph of this section and was not designed to identify all deficiencies in internal control over financial reporting that might be deficiencies, significant deficiencies, or material weaknesses. We did not identify any deficiencies in internal control over financial reporting that we consider to be material weaknesses, as defined above.

Compliance and Other Matters

As part of obtaining reasonable assurance about whether the City of Mentor, Ohio's financial statements are free of material misstatement, we performed tests of its compliance with certain provisions of laws, regulations, contracts, and grant agreements, noncompliance with which could have a direct and material effect on the determination of financial statement amounts. However, providing an opinion on compliance with those provisions was not an objective of our audit, and accordingly, we do not express such an opinion. The results of our tests disclosed no instances of noncompliance or other matters that are required to be reported under *Government Auditing Standards*.

We noted certain matters that we reported to the management of the City of Mentor, Ohio, in a separate letter dated May 21, 2010.

This report is intended solely for the information and use of management, the audit committee, City Council, and others within the entity and is not intended to be and should not be used by anyone other than these specified parties.



James G. Zupka, CPA, Inc.
Certified Public Accountants

May 21, 2010

CITY OF MENTOR, OHIO
STATUS OF PRIOR YEAR FINDINGS AND RECOMMENDATIONS
FOR THE YEAR ENDED DECEMBER 31, 2009

The prior audit report, as of December 31, 2008, included no citations or instances of noncompliance. Management letter recommendations have been corrected, repeated, or procedures instituted to prevent occurrences in this audit period.

THE CITY OF MENTOR, OHIO



2009

Comprehensive Annual

FINANCIAL REPORT

For the year ended December 31, 2009

CITY OF
MENTOR, OHIO



COMPREHENSIVE ANNUAL FINANCIAL REPORT
FOR THE FISCAL YEAR ENDED DECEMBER 31, 2009

ISSUED BY THE DEPARTMENT OF FINANCE

DAVID W. MALINOWSKI, DIRECTOR
DEBORAH J. VANONE, ASSISTANT DIRECTOR

CITY OF MENTOR, OHIO

COMPREHENSIVE ANNUAL FINANCIAL REPORT YEAR ENDED DECEMBER 31, 2009 TABLE OF CONTENTS

	Page
INTRODUCTORY SECTION	
Letter of Transmittal -----	1
Principal City Officials -----	7
Department of Finance Staff -----	8
Organization Chart -----	9
Certificate of Achievement for Excellence in Financial Reporting -----	10
FINANCIAL SECTION	
Independent Auditor's Report -----	11
Management's Discussion and Analysis -----	13
Basic Financial Statements	
Statement of Net Assets -----	27
Statement of Activities -----	28
Balance Sheet – Governmental Funds -----	29
Statement of Revenues, Expenditures, and Changes in Fund Balances - Governmental Funds -----	30
Reconciliation of the Statement of Revenues, Expenditures and Changes in Fund Balances to the Statement of Activities of Governmental Funds -----	31
General Fund – Statement of Revenues, Expenditures and Changes in Fund Balances– Budget and Actual (Non-GAAP Budgetary Basis) -----	32
Statement of Fiduciary Net Assets – Fiduciary Funds -----	33
Statement of Changes in Fiduciary Net Assets – Fiduciary Funds -----	34
Notes to the Basic Financial Statements -----	35
Supplementary Information	
General Fund - Schedule of Revenues and Expenditures - Budget and Actual (Non-GAAP Budgetary Basis) -----	59
Special Assessment Bond Retirement Fund - Schedule of Revenues and Expenditures - Budget and Actual (Non-GAAP Budgetary Basis) -----	61
Combining Balance Sheet – Nonmajor Governmental Funds -----	66
Combining Statement of Revenues, Expenditures, and Changes in Fund Balances – Nonmajor Governmental Funds -----	79
Combining Statement of Changes in Assets and Liabilities – Agency Funds -----	92
Schedules of Revenues and Expenditures - Budget and Actual (Non-GAAP Budgetary Basis):	
Street Fund -----	93
TIF Fund -----	94
Police Pension Fund -----	95
Fire Pension Fund -----	96
Fire Levy Fund -----	97
Senior Citizens Services Levy Fund -----	98

CITY OF MENTOR, OHIO

COMPREHENSIVE ANNUAL FINANCIAL REPORT YEAR ENDED DECEMBER 31, 2009 TABLE OF CONTENTS

	Page
Supplementary Information (Continued)	
Community Recreation Facilities Fund-----	99
Cemetery Fund-----	100
Economic Development Fund -----	101
Subdivision Street Tree Fund-----	102
Street Lighting Fund -----	103
Court Computer Fund -----	104
Court Special Projects Fund -----	105
Enforcement and Education Fund-----	106
Court Probation Services Fund -----	107
Indigent Driver Alcohol Treatment Fund -----	108
Indigent Driver Alcohol Monitoring Fund-----	109
Law Enforcement Trust Fund-----	110
Police Canine Fund -----	111
Seat Belt Grant Fund -----	112
ARRA JAG Grant 09-13 Fund -----	113
VOCA Victims Assistance Grant 08-09 Fund -----	114
VOCA Victims Assistance Grant 09-10 Fund -----	115
Community Development Block Grant 01-02 Fund-----	116
Community Development Block Grant 06-07 Fund-----	117
Community Development Block Grant 07-08 Fund-----	118
Community Development Block Grant 08-09 Fund-----	119
Forfeited Property – U.S. Department of Justice Fund -----	120
COPS Secure Our Schools Grant-2006 Fund -----	121
COPS Secure Our Schools Grant-2007 Fund -----	122
Council Donation Fund-----	123
Police Donation Fund-----	124
Fire Donation Fund-----	125
Senior Citizens Donation Fund-----	126
Cultural Donation Fund-----	127
Beautification Donation Fund-----	128
IBIM Festival Fund -----	129
General Obligation Bond Retirement Fund -----	130
Heisley Road Improvement – Phase II-----	131
Center Street Fund-----	132
Plaza Boulevard Extension Fund-----	133
Municipal Court Expansion Fund-----	134
Police Renovation and Expansion Fund-----	135
US20 Resurfacing Fund -----	136
Market Street/Bellflower Concrete Repair Fund -----	137
Kellogg Creek/King Memorial Culvert Improvement Fund -----	138
ODNR Lagoons Fund-----	139
Heisley Road Improvement – Phase III Fund -----	140

CITY OF MENTOR, OHIO


COMPREHENSIVE ANNUAL FINANCIAL REPORT YEAR ENDED DECEMBER 31, 2009 TABLE OF CONTENTS

	Page
STATISTICAL SECTION	
Statistical Section - Contents	141
Net Assets by Components (Accrual Basis) – Last 7 Fiscal Years	142
Changes in Net Assets (Accrual Basis) – Last 7 Fiscal Years	143
Fund Balances, Governmental Funds (Modified Accrual Basis) – Last 10 Fiscal Years	145
Changes in Fund Balances, Governmental Funds (Modified Accrual Basis) – Last 10 Fiscal Years	146
Assessed Valuation and Estimated Actual Values of Taxable Property – Last 10 Fiscal Years	147
Property Tax Rates – Direct and Overlapping Governments – Last 10 Fiscal Years	148
Principal Property Tax Payers – Current Year and Nine Years Ago	149
Property Tax Levies and Collections – Last 10 Fiscal Years	150
Income Tax Revenue Base and Collections (Cash Basis) – Last 10 Fiscal Years and Top Ten Income Tax Withholders – Current Year and Ten Years Ago	151
Ratios of Outstanding Debt by Type – Last 10 Fiscal Years	152
Ratios of Net General Bonded Debt to Assessed Valuation and Net Bonded Debt per Capita – Last 10 Fiscal Years	153
Direct and Overlapping Debt	154
Legal Debt Margin – Last 10 Fiscal Years	155
Pledged-Revenue Coverage – Last 10 Fiscal Years	156
Demographic and Economic Statistics – Last 10 Fiscal Years	157
Principal Employers – Current Year and 9 Years Ago	158
Full-Time City Government Employees by Function/Program – Last 10 Fiscal Years	159
Operating Indicators by Function/Program – Last 10 Fiscal Years	160
Capital Assets Statistics by Function/Program – Last 10 Fiscal Years	161

the city of choiceSM

INTRODUCTORY SECTION







City of Mentor

8500 Civic Center Boulevard
Mentor, Ohio 44060-2499
440-255-1100
www.cityofmentor.com

Council-manager
government since 1963

May 21, 2010

City Manager, Council President
and members of City Council
of the City of Mentor, Ohio

Introduction

We are pleased to present the Comprehensive Annual Financial Report of the City of Mentor (the "City") for the year ended December 31, 2009. This report, prepared by the Department of Finance, includes the basic financial statements that summarize the various operations related to the City's 2009 activities. Our intention is to provide a clear, comprehensive, and materially accurate overview of the City's financial position at the close of last year. The enclosed information has been designed to allow the reader to gain an understanding of the City's finances, including financial trends, financial instruments, and fund performances. The City has complete responsibility for all information contained in this report.

This report consists of management's representations concerning the finances of the City. Consequently, management assumes full responsibility for the completeness and reliability of all of the information presented in this report. To provide a reasonable basis for making these representations, management of the City has established a comprehensive internal control framework that is designed both to protect the City's assets from loss, theft, or misuse and to compile sufficient reliable information for the preparation of the City's financial statements in conformity with accounting principles generally accepted in the United States of America ("GAAP"). Because the cost of internal controls should not outweigh their benefits, this comprehensive framework of internal controls has been designed to provide reasonable rather than absolute assurance that the financial statements will be free from material misstatement. As management, we assert that, to the best of our knowledge and belief, this financial report is complete and reliable in all material respects and presents fairly the financial position and results of operations of the various funds of the City. All necessary disclosures are included in this report to enable the reader to understand the City's financial activities.

The City's financial statements may be audited either by the Auditor of the State of Ohio, or with permission of the Auditor of State, by an independent certified public accountant. The audit of the City's basic financial statements for fiscal year 2009 was performed by James G. Zupka, CPA Inc., a firm of licensed certified public accountants. The goal of the independent audit was to provide reasonable assurance that the financial statements of the City for the fiscal year ended December 31, 2009, are free of material misstatement. The independent audit involved examining, on a test basis, evidence supporting the amounts and disclosures in the financial statements; assessing the accounting principles used and significant estimates made by management; and evaluating the overall financial statement presentation. The Independent

auditor concluded, based upon its audit, that there was a reasonable basis for rendering an unqualified opinion that the City's financial statements for the fiscal year ended December 31, 2009 are fairly presented, in all material respects, in conformity with GAAP. The Independent Auditor's Report is presented as the first component of the financial section of this document.

GASB require that management provide a narrative introduction, overview, and analysis to accompany the basic financial statements in the form of Management's Discussion and Analysis ("MD&A"). This letter of transmittal is designed to complement the MD&A and should be read in conjunction with it. The City's MD&A can be found immediately following the Independent Auditor's Report in the financial section of this document.

Profile of the Government

The City

The City is a municipal corporation and political subdivision of the State of Ohio. It is located on the southern shore of Lake Erie approximately 25 miles east of downtown Cleveland. Mentor has a population of 50,278 residents according to the 2000 census and is the largest city in Lake County.

City Government

The City operates under, and is governed by, a charter, which was first adopted by the voters in 1963 and has been and may be further amended by the voters from time to time. The City is also subject to certain general State laws that are applicable to all cities in the State. In addition, under Article XVIII, Section 3 of the Ohio Constitution, the City may exercise all powers of local self-government and may exercise police powers to the extent not in conflict with applicable general State laws. The charter provides for a city manager/council form of government.

Legislative authority is vested in a seven-member Council. The terms of Council members are four years. Council members are elected from four wards and three at-large representations. The Council fixes compensation of City officials and employees and enacts ordinances and resolutions relating to City services, tax levies, appropriating and borrowing money, licensing and regulating businesses and trades, and other municipal functions. The presiding officer is the President of Council, elected by the Council members for a two-year term. The Clerk of Council is appointed by Council. The charter establishes certain administrative departments; the Council may establish divisions within departments or additional departments. The City's chief executive and administrative officer is the City Manager appointed by the Council.

Financial Reporting Entity

The City has applied guidelines established by Governmental Accounting Standards Board ("GASB") Statement No. 14, *The Financial Reporting Entity*. Provisions outlined in this statement define the operational, functional and organizational units for which the City "acting as Primary Government" is required to include as part of its reporting entity. The inclusion of a component unit as part of the City's reporting entity requires the appointment of a voting majority of the component unit's board, and either (1) the City's ability to impose its will over the component unit, or (2) the possibility that the component unit will provide a financial benefit to or impose a financial burden on the City.

Under these provisions, the City's financial reporting entity acts as a single rather than multi-component unit. The provisions permit the entity to include all funds, agencies, and boards and commissions that, by definition, comprise components within the primary government itself. For

the City, these components include police and fire protection services, municipal court, planning and engineering, zoning code enforcements, street maintenance, traffic control, parks and recreation, building inspection and economic and community development.

Specifically excluded because they do not meet the established criteria for inclusion in the City's reporting entity are: the Mentor Exempted Village School District and the Mentor Public Library. These entities are operated by boards or commissions separate and independent from City Council's control. The City is not obligated to finance any deficits of the aforementioned entities, nor does it guarantee their indebtedness.

Accounting and Financial Reporting

The City's accounting system is organized and operated on a fund basis. A fund is defined as an independent fiscal and accounting entity with a self-balancing set of accounts. The types of funds to be used are determined by GASB and the number of individual funds established is determined by sound financial administration. Each fund is a separate accounting entity with its own self-balancing set of accounts, assets, liabilities, and fund balance. The City's governmental funds include the General Fund, Special Revenue Funds, Debt Service Funds, and Capital Projects Funds. The City also maintains Fiduciary Funds to account for assets held by the City as an agent or in a trust capacity for individuals, private organizations and other governments.

Except for budgetary purposes, the basis of accounting used by the City conforms to GAAP as applicable to governmental units. All governmental funds are accounted for using a current financial resources-current assets and current liabilities-measurement focus. The modified accrual basis of accounting is utilized for governmental funds. Revenues are recognized when they are susceptible to accrual (both measurable and available). Expenditures are recognized when the related liability is incurred, except for interest on long-term debt which is recorded when due.

The City's basis of accounting for budgetary purposes differs from GAAP in that revenues are recognized when received, rather than when susceptible to accrual (measurable and available), and encumbrances are included as expenditures rather than included in fund balances.

Budget Control

Budget control is maintained at the department level by appropriations adopted annually by City Council. Such appropriations are subdivided into expenditure classifications (employee compensation, other expenditures) for each department within each fund. An encumbrance system is utilized, whereby purchase orders reserve portions of applicable appropriations. By such method, overspending of an appropriation is prevented. Open encumbrances are reported as reservations of fund balances at December 31, the close of the City's fiscal year. Budget-to-actual comparisons are provided in this report for each individual governmental fund for which an appropriated annual budget has been adopted.

Factors Affecting Financial Condition

Local Economic Indicators

The information presented in the financial statements should be considered in the context of the economic climate within which the City operates. The City's economic condition tends to reflect the broader national economy. During 2009, its local economic activity slowed as reflected in a 4.9% decline in municipal income tax receipts (cash basis) compared to the previous year.

Major Industries and Employment

City officials are optimistic regarding future economic growth. Manufacturing activity, which is diverse, includes medical related products, polymers and plastics, and electrical boards and other peripherals that generally service the computer and automation industries. A proliferation of small businesses in diversified industries has strengthened the City's economic base over the past decade. The City ranks 7th in the number of manufacturers and 9th in manufacturing employment in Ohio according to the 2007 Economic Census of Manufacturing, and 6th in the state in sales volume according to the 2002 Economic Census of Retail Trade.

Current Projects and 2009 Accomplishments

In terms of roadway infrastructure improvements, the City resurfaced over 3.8 miles of asphalt streets using City forces for paving and contract services for the milling, and replaced 596 cubic yards of concrete streets. Capital improvement projects included: final completion of the expansion and renovation of the Municipal Court; major reconstruction including an additional lane to S.R. 2 between S.R. 91 in Willoughby to just east of S.R. 306; upgrades to the S.R. 306/190 traffic signal; improvements to the culvert at Kellogg Creek and King Memorial Road; improvements to the storm sewer outfall at the corner of Corduroy Road and Headlands Road; and repairs to concrete pavement on Tyler Boulevard, Market Street and Bellflower Road. The City also purchased new software for police mobile equipment and building permits.

Drainage projects undertaken in 2009 included the continued field surveying and information mapping to assemble the required base maps as part of the Mentor City Stormwater Discharge Permit application to the Ohio EPA. The City also continued its roadside ditch improvement program, including installation of over 2,300 feet of new pipe. In addition, as part of a program to help residents alleviate drainage problems, over 5,400 feet of pipe was installed benefiting approximately 68 properties.

The Fire Department continued to be one of the highest rated fire departments in the state with an ISO Class 2 public protection classification by the Insurance Services Office. This high rating means that business and commercial concerns within the City can realize savings on insurance premiums.

The Economic and Community Development Department serving as staff to the Municipal Planning Commission approved the reimagining of a 115,300 sq. ft. industrial building for Parker Hannifin and an Aldi Food Market on Mentor Avenue.

The Public Information Office promotes every City service and department. In 2009, it oversaw the complete redesign of the City's web site (www.cityofmentor.com) and the production of the Mentor City Magazine. Staff also launched a low powered AM radio station (Mentor Radio 1620), and produced four community newsletters and an Annual Report. For the City's government access channel (The Mentor Channel), staff created 104 original programs and aired another 181 productions representing 3,059 hours of programming. The City was honored with a Gold Award in the Newsletter Category from Lake Communicators for its community newsletter.

The Department of Parks, Recreation and Public Facilities had several notable accomplishments. The Recreation Division offered 2,360 courses, programs, and events to 26,663 people in 2009. The Civic Arena remodeled and updated the Community Room. The Mentor Lagoons Nature Preserve added a new restroom building just south of the old flagship location. The Nature Preserve also had work done to rehab the lakefront trails, including new drainage, leveling the trail, reestablishing ditch lines and removal of invasive species. The Public Facilities Division oversaw the completion of the \$1.5 million court renovation. The Civic

Center Pool waterslide was overhauled and refinished and Morton Pool had concrete repairs done on the baby pool. The summer concert series was overhauled bringing in 6 concerts featuring acts with regional and national recognition. The Civic Center Skatepark received a new custom designed pyramid to challenge the local skaters. The Department launched an e-newsletter to all persons who had registered for our programs.

The Police Department's security program at the Municipal Court was implemented, screening daytime visitors to the Municipal Court and Police facilities. A new public safety software system was selected, and the I.T. division began aggressively pursuing the implementation of the system through set-up and data conversion. The software should be in full use during the second quarter of 2010. The department began taking advantage of in-house and free training opportunities to insure personnel maintained high levels of proficiency and expertise.

For the Future

The City's five-year (2010-2014) capital improvement program contains the following proposed expenditures:

Facility construction and improvements	\$ 8,919,200
Roadway construction and improvements	93,740,900
Traffic control	2,491,000
Sidewalk and bikeway improvements	1,130,000
Storm drainage	3,996,500
Park acquisition, development and improvement	4,214,700
Major capital equipment	9,686,017
Miscellaneous (Waste Collection)	<u>14,777,000</u>
	<u>\$ 138,955,317</u>

Of the proposed \$138,955,317 for the five-year period, \$26,604,982 (19%) is expected to be funded by the City. The remaining \$112,350,335 (81%) is expected to be funded primarily by Federal/State/County assistance.

Projects anticipated in 2010 include the following: continuation of major reconstruction including an additional lane to S.R. 2 between S.R. 91 in Willoughby and S.R. 44 in Painesville; major reconstruction and resurfacing of Tyler Boulevard from S.R. 306 to S.R. 615 funded though the American Recovery and Reinvestment Act (ARRA); repair and resurfacing of the concrete curbs and walls on the S.R. 615 bridge over the NS and CSX railroad tracks; resurfacing Plaza Boulevard from U.S. 20 to S.R. 84; widening Plains Road from Hopkins Road to the Mentor-on-the-Lake Corp. line; and planning and engineering and land/right-of-way acquisition for widening Heisley Road between Jackson Street and Mentor Avenue, and for the extension of Plaza Boulevard. Other future improvements include restroom construction and improvements at the Mentor Lagoons and Marina and various energy savings projects funded through the ARRA.

Long-term financial planning

The City's long-term financial planning considers maintaining a healthy general fund balance reserve during the preparation of its capital budget and operating budget. The City plans on issuing bond anticipation notes of approximately \$1.5 million dollars during 2010 to finance certain capital and infrastructure improvements.

Relevant financial policies

The City's established purchasing and budgeting policies provide a framework for the budget process. All transactions utilizing financial resources require the availability of legally appropriated funds. Budgets are monitored real-time and adjusted legislatively if necessary.

Awards and Acknowledgements

Awards

The Government Finance Officers Association of the United States and Canada (GFOA) awarded a Certificate of Achievement for Excellence in Financial Reporting to the City of Mentor for its Comprehensive Annual Financial Report (CAFR) for the fiscal year ended December 31, 2008. The Certificate of Achievement is a prestigious national award recognizing conformance with the highest standards for preparation of state and local government financial reports.

In order to be awarded a Certificate of Achievement, a government unit must publish an easily readable and efficiently organized Comprehensive Annual Financial Report, whose contents conform to program standards. Such CAFR must satisfy both generally accepted accounting principles and applicable legal requirements.

A Certificate of Achievement is valid for a period of one year only. The City of Mentor has received a Certificate of Achievement for the last twenty-five consecutive years (fiscal years 1984-2008). We believe our current report continues to conform to the Certificate of Achievement program requirements, and we are submitting it to GFOA.

Acknowledgements

Appreciation is extended to the many individuals in the Finance Department who have assisted in preparing this report. Other factors that make this report possible are the cooperation of other City departments and the support and encouragement of the City Manager, the Council President, and members of Council.

Sincerely,



David W. Malinowski
Director of Finance

CITY OF MENTOR, OHIO

PRINCIPAL CITY OFFICIALS DECEMBER 31, 2009

Mentor City Council

At-Large----- Ray Kirchner
At-Large----- Scott J. Marn
At-Large----- Mark T. Freeman
Ward 1, President ----- Robert M. Shiner
Ward 2 ----- Carolyn P. Bucey
Ward 3, Vice President ----- Edward R. Walsh
Ward 4 ----- Ronald L. Micchia

Judge, Mentor Municipal Court ----- John F. Trebets

Law Director ----- Richard A. Hennig
Clerk of Council ----- Elizabeth A. Limestahl
City Manager ----- Kenneth J. Filipiak
Assistant City Manager ----- Anthony J. Zampedro
Director of Finance ----- David W. Malinowski
Director of Public Works ----- Matthew S. Schweikert
Director of Parks, Recreation and Public Facilities ----- Robert E. Martin, Jr.
City Engineer ----- Dave Swiger
Chief of Police ----- Daniel Llewellyn
Fire Chief ----- Richard L. Harvey
Director of Economic and Community Development ----- Ronald M. Traub

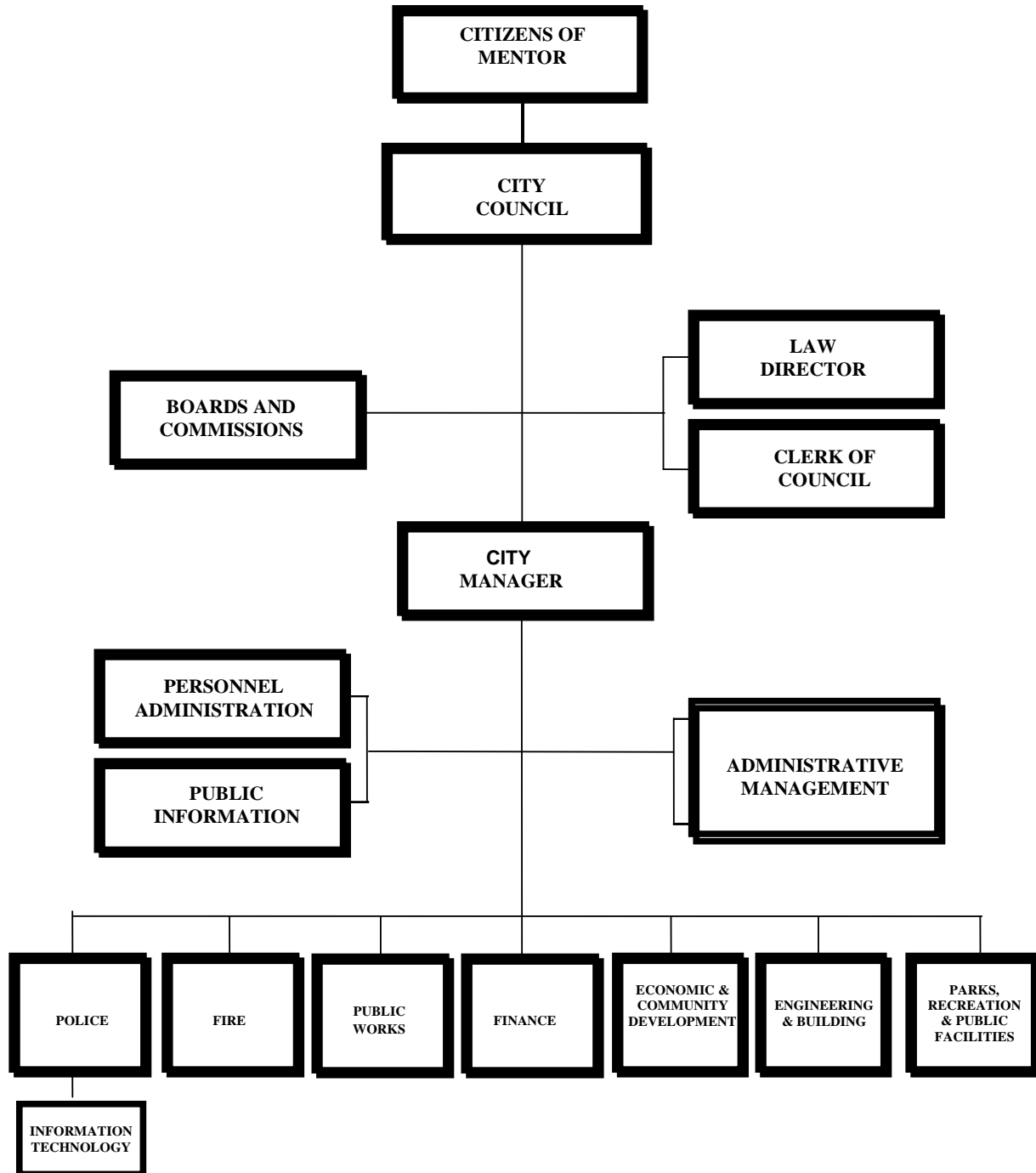
CITY OF MENTOR, OHIO

DEPARTMENT OF FINANCE STAFF DECEMBER 31, 2009

DAVID W. MALINOWSKI ----- Director of Finance
DEBORAH J. VANONE ----- Assistant Director
SHEARIN FERGUSON----- Assistant Tax Admin./Accounting Project Mgr.
DIANE L. PAULEY----- Purchasing/Accounting Coordinator
JILL T. LEHNER----- Payroll/Accounting Coordinator
LINDA HOVANCE ----- Accounting Assistant
LINDA MARTINC ----- Accounting Assistant
BARBARA YOUNG----- Accounting Assistant
HOLLIE BARTONE----- Accounting Assistant
VERONICA FETSKO ----- Accounting Assistant
DEBRA HALL ----- Accounting Assistant
KRIS HANNAN ----- Office Assistant
MARIE SAMEC----- Office Assistant
BARBARA BROWN ----- Office Assistant

CITY OF MENTOR, OHIO

ORGANIZATIONAL CHART



Certificate of Achievement for Excellence in Financial Reporting

Presented to

City of Mentor
Ohio

For its Comprehensive Annual
Financial Report
for the Fiscal Year Ended
December 31, 2008

A Certificate of Achievement for Excellence in Financial Reporting is presented by the Government Finance Officers Association of the United States and Canada to government units and public employee retirement systems whose comprehensive annual financial reports (CAFRs) achieve the highest standards in government accounting and financial reporting.




President

Executive Director

the city of choice.™

FINANCIAL SECTION





JAMES G. ZUPKA, C.P.A., INC.

Certified Public Accountants

5240 East 98th Street

Garfield Hts., Ohio 44125

Member American Institute of Certified Public Accountants

(216) 475 - 6136

Ohio Society of Certified Public Accountants

INDEPENDENT AUDITOR'S REPORT

To the Members of City Council
City of Mentor, Ohio

The Honorable Mary Taylor
Auditor of State
State of Ohio

We have audited the accompanying financial statements of the governmental activities, each major fund, and the aggregate remaining fund information of the City of Mentor, Lake County, Ohio, as of and for the year ended December 31, 2009, which collectively comprise the City's basic financial statements as listed in the table of contents. These financial statements are the responsibility of the City of Mentor, Ohio's management. Our responsibility is to express opinions on these financial statements based on our audit.

We conducted our audit in accordance with auditing standards generally accepted in the United States of America and the standards applicable to financial audits contained in *Government Auditing Standards*, issued by the Comptroller General of the United States. Those standards require that we plan and perform the audit to obtain reasonable assurance about whether the financial statements are free of material misstatement. An audit includes examining, on a test basis, evidence supporting the amounts and disclosures in the financial statements. An audit also includes assessing the accounting principles used and the significant estimates made by management, as well as evaluating the overall financial statement presentation. We believe that our audit provides a reasonable basis for our opinions.

In our opinion, the financial statements referred to above present fairly, in all material respects, the respective financial position of the governmental activities, each major fund, and the aggregate remaining fund information of the City of Mentor, Ohio, as of December 31, 2009, and the respective changes in financial position thereof and the budgetary comparison for the General Fund for the year then ended in conformity with accounting principles generally accepted in the United States of America.

In accordance with *Government Auditing Standards*, we have also issued our report dated May 21, 2010, on our consideration of the City of Mentor, Ohio's internal control over financial reporting and on our tests of its compliance with certain provisions of laws, regulations, contracts, and grant agreements and other matters. The purpose of that report is to describe the scope of our testing of internal control over financial reporting and compliance and the results of that testing, and not to provide an opinion on internal control over financial reporting or on compliance. That report is an integral part of an audit performed in accordance with *Government Auditing Standards* and should be considered in assessing the results of our audit.

Accounting principles generally accepted in the United States of America require that the Management's Discussion and Analysis on pages 13 through 26 be presented to supplement the basic financial statements. Such information, although not a part of the basic financial statements, is required by the Governmental Accounting Standards Board, who considers it to be an essential part of financial reporting for placing the basic financial statements in an appropriate operational, economic, or historical context. We have applied certain limited procedures to the required supplementary information in accordance with auditing standards generally accepted in the United States of America, which consisted of inquiries of management about the methods of preparing the information and comparing the information for consistency with management's responses to our inquiries, the basic financial statements, and other knowledge we obtained during our audit of the basic financial statements. We do not express an opinion or provide any assurance on the information because the limited procedures do not provide us with sufficient evidence to express an opinion or provide any assurance.

Our audit was conducted for the purpose of forming opinions on the financial statements that collectively comprise the City of Mentor, Ohio's financial statements as a whole. The introductory section, combining and individual nonmajor fund financial statements and schedules, and statistical section are presented for purposes of additional analysis and are not a required part of the financial statements. The combining and individual nonmajor fund financial statements and schedules are the responsibility of management and were derived from and relate directly to the underlying accounting and other records used to prepare the financial statements. The information has been subjected to the auditing procedures applied in the audit of the financial statements and certain additional procedures, including comparing and reconciling such information directly to the underlying accounting and other records used to prepare the financial statements or to the financial statements themselves, and other additional procedures in accordance with auditing standards generally accepted in the United States of America. In our opinion, the information is fairly stated in all material respects in relation to the financial statements taken as a whole. The introductory and statistical sections have not been subjected to the auditing procedures applied in the audit of the basic financial statements and, accordingly, we do not express an opinion or provide any assurance on them.



James G. Zupka, CPA, Inc.
Certified Public Accountants

May 21, 2010

CITY OF MENTOR, OHIO

MANAGEMENT'S DISCUSSION AND ANALYSIS

As management of the City of Mentor (the "City"), we offer readers of the City's financial statements this narrative overview and analysis of the financial activities of the City for the fiscal year ended December 31, 2009. Please read this information in conjunction with the City's basic financial statements and footnotes that begin on page 27.

FINANCIAL HIGHLIGHTS

- The assets of the City exceeded its liabilities at December 31, 2009 by approximately \$189.7 million (net assets). All of the net assets are accounted for as governmental activities. Of this amount, \$20.3 million (unrestricted net assets) may be used to meet the government's ongoing obligations to citizens and creditors.
- The City's net assets decreased by \$1.7 million during 2009.
- At the end of the current fiscal year, unreserved fund balance for the General Fund was \$17.8 million and is available for spending at the City's discretion. The unreserved fund balance equals 39.7 percent of total current year general fund expenditures.
- The City's total debt and other long-term obligations decreased by \$1.8 million (4.7 percent) during the current fiscal year. The decrease was primarily related to the issuance of bonds (\$4.3 million) used to retire a short-term note (\$4.1 million), and additional obligations for compensated absences offset against payments to retire bonds during the year (\$2.2 million).

OVERVIEW OF THE FINANCIAL STATEMENTS

This discussion and analysis is intended to serve as an introduction to the City's basic financial statements. The City's basic financial statements are comprised of five components: 1) government-wide financial statements, 2) fund financial statements, 3) General Fund budget and actual statement, 4) fiduciary fund financial statements, and 5) notes to the financial statements. This report also contains other supplementary information in addition to the basic financial statements.

Government-wide financial statements. The government-wide financial statements are designed to provide readers with a broad overview of the City's finances, in a manner similar to a private-sector business.

The statement of net assets presents information on all of the City's assets and liabilities, with the difference between the two reported as net assets. Over time, increases or decreases in net assets may serve as a useful indicator of whether the financial position of the City is improving or deteriorating.

The statement of activities presents information showing how the City's net assets changed during the most recent fiscal year. All changes in net assets are reported as soon as the underlying event giving rise to the change occurs, regardless of the timing of the related cash flows. Thus, revenues and expenses are reported in this statement for some items that will only result in cash flows in future fiscal periods (e.g., uncollected taxes and earned but unused vacation leave).

The government-wide financial statement of activities distinguishes functions of the City that are principally supported by taxes and intergovernmental revenues from other functions that are intended to recover all or a significant portion of their costs through user fees and charges. The governmental activities of the City principally include: general government; police; fire; streets and highways; parks, recreation and public facilities; economic and community development; and engineering and building.

The government-wide financial statements can be found on pages 27-28 of this report.

Fund financial statements. A fund is a grouping of related accounts that is used to maintain control over resources that have been segregated for specific activities or objectives. The City, like other state and local governments, uses fund accounting to ensure and demonstrate compliance with finance-related legal requirements. All of the funds of the City can be divided into two categories: governmental funds and fiduciary funds.

Governmental funds. Governmental funds are used to account for the same functions reported as governmental activities in the government-wide financial statements. However, unlike the government-wide financial statements, governmental fund financial statements focus on the near-term inflows and outflows of spendable resources, as well as on balances of spendable resources available at the end of the fiscal year. Such information may be useful in evaluating a government's near-term financing requirements.

Because the focus of governmental funds is narrower than that of the government-wide financial statements, it is useful to compare the information presented for governmental funds with similar information presented for governmental activities in the government-wide financial statements. By doing so, readers may better understand the long-term impact of the City's near-term financing decisions. Both the governmental fund balance sheet and the governmental fund statement of revenues, expenditures, and changes in fund balances provide a reconciliation to facilitate this comparison between governmental funds and governmental activities.

The City maintains 49 individual governmental funds. Information is presented separately in the governmental fund balance sheet and in the governmental fund statement of revenues, expenditures, and changes in fund balances for the General Fund and Special Assessment Bond Retirement Fund, which are considered to be major funds. Data from the other 47 governmental funds are combined into a single, aggregated presentation. Individual fund data for each of these non-major governmental funds is provided in the form of combining statements elsewhere in this report.

The basic governmental fund financial statements can be found on pages 29-31 of this report.

Fiduciary funds. Fiduciary funds are used to account for resources held for the benefit of parties outside the government. Fiduciary funds are not reflected in the government-wide financial statements because the resources of those funds are not available to support the City's own programs. The fiduciary funds reporting focuses on net assets and changes in net assets.

The basic fiduciary fund financial statements can be found on pages 33 and 34 of this report.

General Fund budget and actual statement. The City adopts an annual appropriated budget for each of its funds. The General Fund budgetary comparison on page 32 of this report has been provided as a separate financial statement to demonstrate compliance with its budget.

Notes to the financial statements. The notes provide additional information that is essential to a full understanding of the data provided in the government-wide and fund financial statements. The notes to the financial statements can be found on pages 35-58 of this report.

GOVERNMENT-WIDE FINANCIAL ANALYSIS

The Statement of Net Assets looks at the City as a whole. The table below provides a summary of the City's net assets for 2009 compared to 2008.

	Summary of Net Assets	
	Summary of Net Assets as of <u>December 31, 2009</u>	Summary of Net Assets as of <u>December 31, 2008</u>
Assets:		
Cash, investments, receivable and other assets	\$ 57,364,281	\$ 60,604,143
Capital Assets	<u>176,401,468</u>	<u>178,887,847</u>
 Total assets	 <u>233,765,749</u>	 <u>239,491,990</u>
Liabilities:		
Accounts payable, accrued liabilities, deferred revenues and other liabilities	7,485,555	13,835,962
Long-term obligations	<u>36,557,990</u>	<u>34,243,203</u>
 Total liabilities	 <u>44,043,545</u>	 <u>48,079,165</u>
Net assets:		
Invested in capital assets, net of related debt	143,354,342	143,782,111
Restricted	26,050,013	26,594,057
Unrestricted	<u>20,317,849</u>	<u>21,036,657</u>
 Total net assets	 <u>\$ 189,722,204</u>	 <u>\$ 191,412,825</u>

Total assets decreased \$5,726,241 from 2008 to 2009. The decrease was primarily due to a decrease in cash and receivables (\$3.2 million) held in the general fund and a decrease in capital assets (\$2.5 million).

Total liabilities decreased by \$4,035,620. The decrease was primarily attributable to a reduction in accounts payable and accrued liabilities along with the annual principal retirements of long-term obligations.

The result of decreased assets and liabilities is a decrease in total net assets of \$1,690,621. A portion of the City's net assets (13.7 percent) represents resources that are subject to external restrictions on how they may be used. The remaining balance of unrestricted net assets of \$20.3 million or (10.7 percent) may be used to meet the City's ongoing obligations to citizens and creditors.

In order to further understand what makes up the changes in net assets for the current and previous year, the following table provides details regarding the results of activities for those years.

Changes in Net Assets

	2009	2008
Revenues		
Program Revenues:		
Charges for Services	\$ 9,577,077	\$ 9,326,923
Operating grants and contributions	899,216	1,312,519
Capital grants and contributions	1,011,284	11,501,159
General Revenues:		
Municipal income taxes	29,690,527	32,831,801
Property taxes	5,968,931	6,061,109
Other local taxes	443,167	424,852
PILOT	232,416	-
Shared revenues	6,872,454	7,692,358
Other grants and contributions	20,047	79,068
Unrestricted investment earnings	982,064	307,232
Other	23,966	92,459
 Total Revenues	 55,721,149	 69,629,480
 Expenses		
General government	7,185,265	7,889,366
Police	12,350,647	12,274,557
Fire	11,842,353	11,790,289
Streets and highways	13,816,327	16,405,625
Parks, recreation and public facilities	7,860,266	7,763,173
Economic and community development	764,306	1,680,361
Engineering and building	2,057,180	2,191,074
Interest and other charges	1,535,426	1,577,022
 Total Expenses	 57,411,770	 61,571,467
 Increases (Decreases) in net assets	 (1,690,621)	 8,058,013
 Net assets at beginning of year	 \$ 191,412,825	 183,354,812
 Net assets at end of year	 \$ 189,722,204	 \$ 191,412,825

The decrease in net assets of \$1.7 million in 2009 is a result of significantly less program revenues for capital grants and contributions in various programs and less municipal income tax revenue offset by lower expenses per functional areas, particularly in streets and highways and economic and community development. The \$8.1 million increase in net assets in 2008 was a result of additional program revenues for capital grants and contributions in various programs offset by higher expenses in functional areas, particularly in police, fire, and streets and highways.

FINANCIAL ANALYSIS OF THE GOVERNMENT'S FUNDS

The City uses fund accounting to ensure and demonstrate compliance with finance-related legal requirements.

Governmental Funds

The focus of the City's governmental funds is to provide information on inflows, outflows, and balances of spendable resources. Such information is useful in assessing the City's financing requirements. In particular, the unreserved fund balance is a useful measure of a government's net resources available for spending at the end of the fiscal year.

As of December 31, 2009, the City's governmental funds reported combined ending fund balances of \$25.3 million, an increase of \$4.0 million from the prior year. The unreserved amount of \$20.7 million is available for spending at the City's discretion. The remainder of the combined fund balances is reserved to indicate that it is not available for general spending because it has already been committed 1) to liquidate contracts and purchase orders outstanding of \$2.2 million, 2) to pay \$1.7 million of debt service, and 3) to hold inventory of \$0.7 million.

The City reported two major funds for the year – the General Fund and the Special Assessment Bond Retirement Fund. In addition to the detailed analysis of the General Fund that follows, this other change in fund balance should be noted:

- The City recorded revenues of \$1.3 million and expenditures of \$1.4 million related to special assessments for certain bonds issued in past years. The fund balance decreased by approximately \$0.2 million as a result of debt service payments in excess of revenue collected.

The General Fund is the chief operating fund of the City. At December 31, 2009, the unreserved fund balance of the General Fund was \$17.8 million. As a measure of the General Fund's liquidity, it is useful to compare the unreserved fund balance to total fund expenditures. The unreserved fund balance represents 39.7 percent of total General Fund expenditures at December 31, 2009.

A two-year comparison of General Fund activity is shown in the following table. The revenues, expenditures and changes in fund balance shown in the comparison are presented on the modified accrual basis of accounting applicable to governmental funds.

General Fund
Statement of Revenues, Expenditures and Changes in Fund Balance Information
(Modified Accrual Basis)
Years Ended December 31, 2009 and December 31, 2008

	<u>2009</u>	<u>2008</u>
Revenues:		
Property taxes	\$ 1,784,878	\$ 1,943,949
Municipal income taxes	29,691,413	32,960,086
Intergovernmental	4,755,627	4,791,206
Charges for services	5,242,236	5,304,468
Fines and forfeitures	1,121,239	1,123,931
Licenses, permits and inspections	1,377,095	1,191,262
Investment income	982,064	307,232
Donations and other	109,147	275,105
	<u>45,063,699</u>	<u>47,897,239</u>
Expenditures:		
General government	6,753,567	7,275,723
Police	11,276,367	11,105,428
Fire	9,277,727	9,262,337
Streets and highways	7,575,746	7,472,596
Parks, recreation and public facilities	6,315,939	6,480,397
Economic and community development	586,738	1,452,747
Engineering and building	1,979,262	2,090,630
Capital outlay	983,366	977,452
Debt service - principal retirement	21,221	21,221
	<u>44,769,933</u>	<u>46,138,531</u>
Excess (deficiency) of revenues over expenditures	293,766	1,758,708
Other financing sources (uses):		
Transfers out	<u>(86,768)</u>	<u>(53,396)</u>
Excess (deficiency) of revenues and other sources over expenditures and other uses	206,998	1,705,312
Fund balance at beginning of year	19,678,130	17,993,112
Change in reserve for inventory	<u>59,136</u>	<u>(20,294)</u>
Fund balance at end of year	<u>\$ 19,944,264</u>	<u>\$19,678,130</u>

Analysis of General Fund Revenues

General Fund revenues and other sources totaled \$45.1 million in 2009, a decrease of approximately 5.9% from 2009. A discussion of each of the major types of General Fund revenues follows.

Property Taxes

Taxes collected from real property in one calendar year are levied in the preceding calendar year on assessed values as of January 1 of that preceding year. Taxes collected from tangible personal property in one calendar year are levied in the same calendar year on assessed values during and at the close of the most recent fiscal year of the taxpayer that ended on or before March 31 of the current calendar year, and at the rates determined in the preceding year. Public utility real and tangible personal property taxes collected in one calendar year are levied in the preceding calendar year on assessed values determined as of January 1 of that preceding year, the lien date.

The “assessed valuation” of real property is fixed at 35% of true value and is determined pursuant to rules of the State Tax Commissioner. An exception is that real property devoted exclusively to agricultural use is assessed at not more than 35% of its current agricultural use value. Real property devoted exclusively to forestry or timber growing is taxed at 50% of the local tax rate multiplied by the assessed value.

The assessed values of taxable property in the City for the past two years were as follows:

<u>Tax Collection Year</u>	<u>Real Property</u>	<u>Tangible Personal Property (Other than Public Utility Property)</u>	<u>Public Utility Tangible Personal Property</u>	<u>Total Assessed Valuation</u>
		(in thousands)		
2008	\$ 1,579,846	\$ 64,709	\$ 32,454	\$ 1,677,009
2009	1,603,670	1,776	34,261	1,639,707

Property tax revenues decreased by approximately 8.2% in 2009 principally due to reallocating 0.1 mills of available inside millage to the general obligation bond retirement fund from the general fund.

Municipal Income Taxes

Ohio law authorizes a municipal income tax on both business income (net profits from the operation of a business or profession) and employee wages, salaries, and other compensation at a rate of up to 1% without voter authorization and at a rate above 1% with voter authorization. The charter of the City of Mentor requires voter approval of any tax on income. On November 6, 2007, the voters in the City renewed the two percent income tax for a five year period through December 31, 2012.

The income tax is imposed on gross salaries and wages earned in the City by non-residents of the City and on salaries, wages and other compensation of City residents earned within or outside the City. The income tax liability of a City resident employed outside the City is reduced by a credit equal to 100% of the tax paid to the municipality in which the City resident is

employed. The tax on business profits is imposed on that part of profits attributable to business conducted within the City.

Income tax revenue decreased approximately \$3.3 million in 2009 versus the comparable amount in 2008 as a result of the extraordinary economic slump experienced throughout the nation and its impact on the local economy. Revenue generated from the municipal income tax is recorded in the General Fund and may be used for any governmental purpose, including debt service on general obligation bonds of the City.

Intergovernmental

Intergovernmental revenues are composed of federal and state grants and other shared revenues including taxes levied and collected by the State of Ohio and Lake County and partially redistributed to the City and other political subdivisions. Shared revenues include state income, sales, corporate franchise, estate, and cigarette taxes as well as liquor fees. Intergovernmental revenues decreased by approximately 1.0% in 2009 primarily due to lower state shared revenues (down \$0.5 million) offset by higher estate tax and other grant collections (up \$0.4 million).

The State Local Government Fund ("LGF") and Local Government Revenue Assistance Fund ("LGRA") are a significant source of non-tax General Fund revenue. Through these funds, Ohio subdivisions share in a portion of the State's collection of the sales tax, use tax, personal income tax, corporate franchise tax and public utilities excise tax. The percentages of the five taxes supporting these funds have varied over the years. At times, the dollar amounts in the funds have been capped at specified levels.

Pursuant to the Ohio Revised Code, State LGF revenues are divided into county and municipal portions. The county portion, the larger of the two, is distributed to each of the State's 88 counties and is allocated based upon a statutory formula utilizing county population and county municipal property values. Once received by a county, the funds can either be distributed to all subdivisions using the statutory formula or the county and its subdivisions may agree upon an alternate method for allocating the funds. Lake County and its recipient communities have chosen the latter method, which is comprised of a base allocation and an excess allocation. The excess allocation takes into account such factors as assessed value per capita, per capita income, population density and the number of individuals receiving public assistance. The municipal portion of the LGF is distributed directly by the State to those municipalities that collect an income tax. A municipality receives its share of the funds based upon its percentage of total municipal income taxes collected throughout the state in a given year. In 2009, the City had LGF revenue of \$3.1 million.

Charges for Services

Revenue from charges for services decreased by \$62,232, approximately 1.2% in 2009 primarily due to less revenue generated from collecting the cost of providing emergency transport services through the Fire department (down \$200,000) offset by increased revenue from recreation fees and the sale of cemetery lots (up \$140,000).

Licenses, permits and inspections

Revenue from licenses, permits and inspections increased by \$185,833 during 2009 primarily due to increased revenue from cable TV franchise fees.

Investment Income

Investment income in 2009 was \$982,064, up from \$307,232 in 2008. The City had an average of \$24.9 million invested during 2009 versus \$24.6 million in 2008, which increased investment income by about \$6,000. A lower effective yield on the portfolio of about 1.5% during 2009 caused a decrease of about \$250,000. The gain of fair market value of the City's corporate bond funds caused the remaining increase of \$920,000.

Analysis of General Fund Expenditures

General Fund expenditures and other uses totaled \$44.9 million in 2009, a decrease of 2.89% from 2008. The amount of expenditures and other uses by function on a modified accrual basis for the year ended December 31, 2009, including the increases (decreases) over the prior year, are shown in the following table:

Expenditures and Other Uses	2009	Total	2008	Total	(Decrease) Over 2008	Change
			(\$ Amounts in 000's)			
Current:						
General Government	\$ 6,754	15.06%	\$ 7,276	15.75%	\$ (522)	-7.17%
Police	11,276	25.14%	11,105	24.04%	171	1.54%
Fire	9,278	20.68%	9,262	20.05%	16	0.17%
Streets and highways	7,576	16.89%	7,473	16.18%	103	1.38%
Parks, recreation and public facilities	6,316	14.08%	6,480	14.03%	(164)	-2.53%
Economic and community development	587	1.31%	1,453	3.15%	(866)	-59.60%
Engineering and building	1,979	4.41%	2,091	4.53%	(112)	-5.36%
Capital outlay	983	2.19%	977	2.12%	6	0.61%
Debt Service - principal retirement	21	0.05%	21	0.05%	-	0.00%
Transfers out	87	0.19%	53	0.11%	34	64.15%
Total expenditures and other financing uses	\$ 44,857	100.00%	\$ 46,191	100.00%	\$ (1,334)	-2.89%

General government expenditures were lower primarily because of less payments for legal services and less fees paid to the City's tax collection agency. Expenditures for the function of economic and community development were much lower during 2009 because of higher recorded expenditures for economic incentive grants during 2008.

Major Functional Expense Categories. A discussion of the City's major functional expense categories follows:

Employee Compensation and Labor Relations

As of December 31, 2009 and 2008, the City had approximately 366 and 376 full-time employees, respectively. As of December 31, 2009, approximately 231 full-time employees are represented in 5 collective bargaining units. The labor unions, together with the approximate number of employees represented by each, are the Municipal, County and State Employees' Union 1099 – 68, the Ohio Patrolmen's Benevolent Assn. representing three units – 94, and the International Assn. of Firefighters Local 1845 – 69.

There have been no work stoppages in the City within the last 20 years. The current three-year agreements with the labor unions, which represent the full-time employees, all expire in March 2011. The agreement covering the part-time firefighters expires in March 2012. The current agreements have wage increases of generally 3%.

The Council, by ordinance, establishes schedules of salaries, wages and other economic benefits for the City's non-union employees. Generally, the terms of these ordinances have mirrored the wage increases and benefits in the union agreements.

Chapter 4117 of the Ohio Revised Code (the "Collective Bargaining Law"), establishes procedures for, and regulates public employer-employee collective bargaining and labor relations for the City and other state and local governmental units in Ohio. The Collective Bargaining Law creates a three-member State Employment Relations Board, which administers and enforces the Collective Bargaining Law. Among other things, the Collective Bargaining Law: (i) creates rights and obligations of public employers, public employees and public employee organizations with respect to labor relations; (ii) defines the employees it covers; (iii) establishes methods for (a) the recognition of employees and organizations as exclusive representatives for collective bargaining and (b) the determination of bargaining units; (iv) establishes matters for which collective bargaining is either required, prohibited, or optional; (v) establishes procedures for bargaining and the resolution of disputes, including negotiation, mediation and fact finding; and (vi) permits all covered employees to strike, except certain enumerated classes of employees, such as police and fire personnel.

Over the past two years, the total salaries and wages paid to City employees from the General Fund were as follows:

<u>Year</u>	<u>Amount Paid</u>
2009	\$ 25,618,652
2008	24,389,515

Employee Retirement Benefits

City employees (except for certain part-time firefighters who are covered by social security) are members of one of two retirement systems. These retirement systems provide both pension and postretirement health care benefits to participants, were created pursuant to Ohio statutes and are administered by state created boards of trustees. The boards are comprised of a combination of elected members from the respective retirement systems' memberships and ex-officio members from certain state government offices.

These two retirement systems are:

- Ohio Public Employees Retirement System (OPERS), created in 1935, represents state and local government employees not included in one of the other four state-mandated systems. The traditional pension and combined plans had 357,584 active contributing participants as of December 31, 2009. More data on this pension fund is shown in Notes 14 and 15 to the financial statements.
- Ohio Police and Fire Pension Fund (OP&F), created in 1966, represents sworn personnel, not civilians, employed in police and fire divisions of Ohio's local governments. All of the City's full-time police and fire officers are members of this pension fund. More data on this pension fund is shown in Notes 14 and 15 to the financial statements.

Over the past two years, the City and its employees have made actual payments in the following amounts to OPERS and OP&F:

	<u>2009</u>	<u>2008</u>
	(in thousands)	
Paid by City to		
OPERS	\$ 2,178	\$ 2,053
OP&F	<u>2,837</u>	<u>2,540</u>
Total paid by City	<u>5,015</u>	<u>4,593</u>
Paid by Employees to		
OPERS	1,555	1,466
OP&F	<u>1,310</u>	<u>1,172</u>
Total paid by Employees	<u>2,865</u>	<u>2,638</u>
Total	<u>\$ 7,880</u>	<u>\$ 7,231</u>

The increase in amounts paid to OPERS and OP&F during 2009 is primarily due to wage increases in 2009.

The City is current in all of its required contributions to the respective pension funds.

GENERAL FUND BUDGETARY ANALYSIS

The difference between the original and final amended budget for the City's General Fund expenditures, including transfers and advances out, (see page 32) was an increase of \$0.5 million, a 1.0 percent increase in appropriations. The budget for general fund expenditures was increased as a result of underestimating original appropriations due to the following:

- Various capital project funds and grant funds required temporary cash advances (\$250,000) from the General Fund. The General Fund will be reimbursed next year upon revenue received from outside funding sources.
- Fire Department incurred more over-time (\$140,000).
- Senior Citizen programs and trips increased (\$110,000).

The difference between the final amended budget and actual expenditures for the City's General Fund expenditures was a favorable \$4.6 million. The following functions reported favorable material variances:

- General government – The Finance Department incurred less expenditures for tax collection agency fees and claims (\$500,000); the Legal Department incurred less legal charges (\$200,000); City Council and the Municipal Court incurred less expenditures for operational costs (\$200,000); Temporary cash advances were less than estimated (\$200,000); City Manager and Human Resources operational costs were less than estimated (\$100,000); Other (\$100,000).
- Police – Employee compensation and benefits were favorable to budget primarily because of unfilled positions during the year.
- Streets and Highways – Employee compensation and benefits were favorable to budget primarily because of unfilled positions during the year (\$500,000) and less expenditures for maintenance and repair of certain infrastructure projects (\$500,000).

- Parks, recreation and public facilities – Employee compensation and benefits were favorable to budget primarily because of unfilled positions during the year (\$300,000) and less expenditures for maintenance and repairs on facilities throughout the City.

CAPITAL ASSETS AND DEBT ADMINISTRATION

Capital assets: The City's investment in capital assets as of December 31, 2009 equaled \$176.4 million (net of accumulated depreciation). This investment in capital assets includes land, land improvements, buildings and improvements, equipment, infrastructure, and construction in progress. The total decrease in the City's investment in capital assets in 2009 was 1.4 percent. A summary of the City's capital assets at December 31, 2009 and December 31, 2008 is as follows:

	2009	2008
	Capital Assets, Net of Accumulated Depreciation	Capital Assets, Net of Accumulated Depreciation
Land	\$ 63,033,230	\$ 63,033,230
Land improvements	1,056,660	1,188,455
Buildings and improvements	24,958,068	24,178,250
Equipment	7,684,549	8,143,195
Infrastructure	78,615,329	80,942,176
Construction in progress	<u>1,053,632</u>	<u>1,402,541</u>
Total	<u>\$ 176,401,468</u>	<u>\$ 178,887,847</u>

The following were the major transactions during the current fiscal year that affected the City's capital assets:

- Infrastructure – normal annual depreciation on existing roads, bridges, and other infrastructure without new construction and few improvements.

The primary sources for financing the City's capital improvement projects are federal, state (Issue 2), and Lake County funding sources; general obligation bond proceeds; and general fund revenues. Additional information on the City's capital assets can be found in Note 6 to the financial statements starting on page 48.

Long-term debt. As of December 31, 2009 the City had total bond and notes outstanding of \$33.0 million. These are backed by the full faith and credit of the City.

The activity affecting the City's debt obligations outstanding during the year ended December 31, 2009 is summarized below.

	Balance January 1, 2009	Debt Issued	Debt Retired	Balance December 31, 2009
		(in thousands)		
General Obligation Bonds	\$ 17,770	\$ 3,745	\$ (1,524)	\$ 19,991
Special Assessment Bonds	12,575	590	(751)	12,414
Capital Projects Notes Payable and OWDA/OPWC Loans	<u>4,761</u>	<u>34</u>	<u>(4,153)</u>	<u>642</u>
Total Government Activities	<u>\$ 35,106</u>	<u>\$ 4,369</u>	<u>\$ (6,428)</u>	<u>\$ 33,047</u>

The funds used to meet the debt service requirements of the City's general obligation bonds are from certain ad valorem taxes and other revenue sources. Ad valorem taxes, the primary source of funds, amounted to \$2.0 million in 2009 which represented 87% of the debt service requirements on the general obligation bonds. Admission tax and hotel/motel tax revenues and transfers from the general fund were used to pay the remaining 13% of debt service requirements.

The City issues its general obligation bonds within the context of its Capital Improvement Program. Programs which have benefited due to the issuance of general obligation debt include construction of and additions to City buildings (including a maintenance facility, an ice arena, a senior center, a fire station, and a City hall addition), and acquisition of a golf course, marina, and park land.

The City also issues special assessment bonds for various roadway improvements. The debt service on the special assessment bonds is paid from the revenue collected through the special assessment levies.

The City presently has an Aa2 bond rating from Moody's Investors Service that was assigned in October 2005; and reaffirmed in August of 2008 and again in July, 2009; previously the City had an Aa3 rating from Moody's that was assigned initially in August 1997 and was reaffirmed in October 2004.

The ratio of net general bonded debt to assessed valuation and the amount of bonded debt per capita are useful indicators of the City's debt position. Net general bonded debt is total general bonded debt supported by taxes less amounts available in the Debt Service Funds. This data at December 31, 2009 was:

Net General Bonded Debt	\$ 19,991,107
Ratio of Net Bonded Debt to Assessed Valuation	1.13%
Net General Bonded Debt Per Capita	\$ 367.34

The Ohio Revised Code provides that the net debt of the municipal corporation, whether or not approved by the electors, shall not exceed 10.5 percent of the assessed value of all property in the municipal corporation as listed and assessed for taxation. In addition, the unvoted net debt of municipal corporations cannot exceed 5.5 percent of the total assessed value of property. The City's total debt limit (10.5 percent) is \$172,169,298 and unvoted debt limit (5.5 percent) is \$90,183,918. These debt limitations are not expected to affect the financing of any currently planned facilities or services.

Additional information on the City's long-term debt can be found in Note 7 to the financial statements.

FACTORS EXPECTED TO IMPACT THE CITY'S FUTURE FINANCIAL POSITION OR RESULTS OF OPERATIONS

On a cash basis the City's general fund budget for 2010 projects a year-end unencumbered balance of \$7.5 million. This includes estimated income tax collections of \$30.0 million which is 2.0% less than actual 2009 collections. For the four months through April 30, 2010 income tax collections were down 3.0% from the comparable 2009 period. The general fund unencumbered balance at April 30, 2010 was \$7.9 million.


NEED ADDITIONAL INFORMATION

This financial report is designed to provide a general overview of the City's finances for all those with an interest in the City's finances. Questions concerning any of the information provided in this report or requests for additional information should be addressed to the Director of Finance, City of Mentor, 8500 Civic Center Boulevard, Mentor, Ohio 44060.

the city of choice!SM

BASIC FINANCIAL STATEMENTS





CITY OF MENTOR, OHIO

STATEMENT OF NET ASSETS

December 31, 2009

ASSETS

Cash and investments	\$	20,553,948
Receivables, net of allowance for doubtful accounts		31,586,448
Due from other governments		4,164,330
Inventory		666,578
Prepaid expenses		20,893
Deferred charges		234,084
Land held for resale		138,000
Nondepreciable capital assets		64,086,862
Depreciable capital assets, net of accumulated depreciation		112,314,606
Total assets		<u>233,765,749</u>

LIABILITIES

Accounts payable and accrued liabilities		2,759,967
Deposits		180,788
Unearned revenues		4,523,315
Unamortized Premium on Debt		21,485
Long-term obligations:		
Due within one year		4,054,416
Due in more than one year		32,503,574
Total liabilities		<u>44,043,545</u>

NET ASSETS

Invested in capital assets, net of related debt		143,332,857
Restricted for:		
Debt service		20,799,179
Streets and public safety		5,272,319
Unrestricted		20,317,849
Total net assets	\$	<u>189,722,204</u>

The notes to the financial statements are an integral part of this statement.

CITY OF MENTOR, OHIO
STATEMENT OF ACTIVITIES
For the Year Ended December 31, 2009

	Expenses	Program Revenues			Net (Expense) Revenue and Changes in Net Assets
		Charges for Services	Operating Grants and Contributions	Capital Grants and Contributions	
Functions/Programs:					
Governmental Activities:					
General Government	\$ 7,185,265	\$ 2,518,135	\$ 43,077	\$ -	\$ (4,624,053)
Police	12,350,647	201,537	71,067	6,640	(12,071,403)
Fire	11,842,353	1,002,270	48,748	-	(10,791,335)
Streets and highways	13,816,327	1,094,893	281,441	352,618	(12,087,375)
Parks, recreation and public facilities	7,860,266	4,202,393	299,751	69,432	(3,288,690)
Economic and community development	764,306	64,594	155,132	-	(544,580)
Engineering and building	2,057,180	493,255	-	-	(1,563,925)
Interest and other charges	1,535,426	-	-	582,594	(952,832)
Total governmental activities	<u>\$ 57,411,770</u>	<u>\$ 9,577,077</u>	<u>\$ 899,216</u>	<u>\$ 1,011,284</u>	<u>\$ (45,924,193)</u>
General revenues:					
Municipal income taxes					29,690,527
Property taxes levied for:					
General purpose					1,784,878
Special revenue					2,165,635
Debt service					2,018,418
Other local taxes					443,167
PILOT					232,416
Shared revenues					6,872,454
Unrestricted investment earnings					1,002,111
Other					23,966
Total general revenues					<u>44,233,572</u>
Changes in net assets					(1,690,621)
Net assets at beginning of year					191,412,825
Net assets at end of year					<u>\$ 189,722,204</u>

The notes to the financial statements are an integral part of this statement.

CITY OF MENTOR, OHIO
BALANCE SHEET - GOVERNMENTAL FUNDS
December 31, 2009

	General	Special Assessment Bond Retirement	Other Governmental Funds	Total Governmental Funds
ASSETS				
Cash and investments	\$ 14,590,651	\$ 79,727	\$ 5,883,570	\$ 20,553,948
Receivables, net	8,788,205	18,775,860	4,022,383	31,586,448
Due from other funds	1,167,366	-	-	1,167,366
Due from other governments	2,253,597	-	1,910,733	4,164,330
Inventory	666,578	-	-	666,578
Land held for resale	-	138,000	-	138,000
TOTAL ASSETS	\$ 27,466,397	\$ 18,993,587	\$ 11,816,686	\$ 58,276,670
LIABILITIES				
Accounts payable	\$ 328,345	\$ -	\$ 77,616	\$ 405,961
Accrued payroll and employee benefits	2,224,036	-	-	2,224,036
Accrued liabilities	509	12,072	-	12,581
Construction, security and bid deposits	180,788	-	-	180,788
Due to other funds	-	-	1,167,366	1,167,366
Deferred revenue	4,788,455	18,775,860	5,444,784	29,009,099
Total liabilities	7,522,133	18,787,932	6,689,766	32,999,831
FUND BALANCES				
Reserved for:				
Inventory	666,578	-	-	666,578
Debt Service	-	205,655	1,521,782	1,727,437
Encumbrances	1,496,378	-	733,334	2,229,712
Unreserved, reported in:				
General fund	17,781,308	-	-	17,781,308
Special revenue funds	-	-	3,587,542	3,587,542
Capital project funds	-	-	(715,738)	(715,738)
Total fund balances	19,944,264	205,655	5,126,920	25,276,839
TOTAL LIABILITIES AND FUND BALANCES	\$ 27,466,397	\$ 18,993,587	\$ 11,816,686	

Amounts reported for governmental activities in the statement of net assets are different because:

Capital assets used in governmental activities are not financial resources and therefore, are not reported in the funds. (See note 6.) 176,401,468

Other long-term assets are not available to pay for current-period expenditures and, therefore, are deferred in the funds. 24,740,761

Deferred charges for bond refundings in 2004/2005 and 2009 bond issuance costs 234,084
 Prepaid expenses 20,893
 Deferred revenues 24,485,784

Long-term liabilities, including bonds, unamortized premium on debt, compensated absences, claims payable and accrued interest, are not due and payable in the current period and, therefore are not reported in the funds. (See note 7, plus \$117,389 of accrued interest).

(36,696,864)

Net assets of governmental activities \$189,722,204

The notes to the financial statements are an integral part of this statement.

CITY OF MENTOR, OHIO
STATEMENT OF REVENUES, EXPENDITURES AND CHANGES IN FUND BALANCES
GOVERNMENTAL FUNDS
For the Year Ended December 31, 2009

	General	Special Assessment Bond Retirement	Other Governmental Funds	Total Governmental Funds
REVENUES				
Property taxes	\$ 1,784,878	\$ -	\$ 4,184,053	\$ 5,968,931
Municipal income taxes	29,691,413	-	-	29,691,413
Other local taxes	-	-	443,137	443,137
PILOT	-	-	232,416	232,416
Intergovernmental	4,755,627	-	3,699,362	8,454,989
Charges for services	5,242,236	-	176,087	5,418,323
Fines and forfeitures	1,121,239	-	400,712	1,521,951
Licenses, permits, and inspections	1,377,095	-	2,960	1,380,055
Special assessments	-	1,266,401	1,048,322	2,314,723
Investment income	982,064	1,428	18,619	1,002,111
Donations and other	109,147	-	34,471	143,618
Total revenues	<u>45,063,699</u>	<u>1,267,829</u>	<u>10,240,139</u>	<u>56,571,667</u>
EXPENDITURES				
Current:				
General government	6,753,567	-	357,577	7,111,144
Police	11,276,367	-	571,620	11,847,987
Fire	9,277,727	-	1,864,136	11,141,863
Streets and highways	7,575,746	-	3,042,297	10,618,043
Parks, recreation and public facilities	6,315,939	-	470,560	6,786,499
Economic and community development	586,738	-	167,514	754,252
Engineering and building	1,979,262	-	51,605	2,030,867
Capital outlay	983,366	-	1,897,723	2,881,089
Debt service:				
Principal retirement	21,221	762,481	1,524,024	2,307,726
Interest and other expenditures	-	680,206	819,414	1,499,620
Total expenditures	<u>44,769,933</u>	<u>1,442,687</u>	<u>10,766,470</u>	<u>56,979,090</u>
Excess (deficiency) of revenues over (under) expenditures	293,766	(174,858)	(526,331)	(407,423)
OTHER FINANCING SOURCES (USES)				
Bonds issued	-	-	4,335,000	4,335,000
Premium on bonds	-	1,961	19,524	21,485
Issuance of OPWC loans	-	-	34,116	34,116
Transfers in	-	1,949	541,914	543,863
Transfers out	(86,768)	-	(457,095)	(543,863)
Total other financing sources (uses)	<u>(86,768)</u>	<u>3,910</u>	<u>4,473,459</u>	<u>4,390,601</u>
NET CHANGE IN FUND BALANCES	206,998	(170,948)	3,947,128	3,983,178
FUND BALANCES AT BEGINNING OF YEAR	19,678,130	376,603	1,179,792	21,234,525
CHANGE IN RESERVE FOR INVENTORY	59,136	-	-	59,136
FUND BALANCES AT END OF YEAR	<u>\$ 19,944,264</u>	<u>\$ 205,655</u>	<u>\$ 5,126,920</u>	<u>\$ 25,276,839</u>

The notes to the financial statements are an integral part of this statement.

CITY OF MENTOR, OHIO

RECONCILIATION OF THE STATEMENT OF REVENUES, EXPENDITURES AND CHANGES IN FUND BALANCES TO THE STATEMENT OF ACTIVITIES OF GOVERNMENTAL FUNDS FOR THE YEAR ENDED DECEMBER 31, 2009

Amount reported for governmental activities in the statement of activities are different because:

Net change in fund balances - total governmental funds \$ 3,983,178

Governmental funds report capital outlays as expenditures; however, in the statement of activities, the cost of those assets is allocated over their estimated useful lives and reported as depreciation expense. This is the amount by which depreciation exceeded capital outlays in the current period:

Capital asset additions	\$ 2,755,875	
Current year depreciation	<u>(5,226,463)</u>	(2,470,588)

Governmental funds only report the disposal of capital assets to the extent proceeds are received from the sale. In the statement of activities, a gain or loss is reported for each disposal. (15,791)

Revenues in the statement of activities that do not provide current financial resources are not reported as revenues in the funds.

Municipal income and other local taxes	(859)	
Intergovernmental	(444,171)	
Special Assessment	<u>(510,887)</u>	(955,917)

The issuance of long-term debt (e.g. bonds, notes) provides current financial resources to governmental funds, while the repayment of the principal of long-term debt consumes the current financial resources of governmental funds. Neither transaction, however, has any effect on net assets. In the statement of activities interest is accrued on outstanding bonds, whereas in governmental funds an interest expenditure is reported when due. Also, governmental funds report the effect of issuance costs, premiums, discounts, and similar items when debt is first issued, whereas these amounts are deferred and amortized in the statement of activities. This amount is the net effect of these differences in the treatment of long-term debt and related items. (2,033,675)

Some expenses reported in the statement of activities do not require the use of current financial resources and, therefore, are not reported as expenditures in governmental funds. (197,828)

Changes in net assets of governmental activities \$ (1,690,621)

The notes to the financial statements are an integral part of this statement.

CITY OF MENTOR, OHIO
GENERAL FUND
STATEMENT OF REVENUES, EXPENDITURES AND CHANGES IN FUND BALANCES - BUDGET AND ACTUAL
(NON-GAAP BUDGETARY BASIS)
Year Ended December 31, 2009

	<u>Original Budget</u>	<u>Final Budget</u>	<u>Actual</u>	<u>Variance - Positive (Negative)</u>
REVENUES:				
Property taxes	\$ 1,901,400	\$ 1,901,400	\$ 1,784,878	\$ (116,522)
Municipal income tax	31,100,000	31,100,000	30,666,110	(433,890)
Intergovernmental	4,872,500	4,872,500	4,801,142	(71,358)
Charges for services	5,152,400	5,152,400	5,242,236	89,836
Fines and forfeitures	1,170,000	1,170,000	1,155,604	(14,396)
Licenses, permits and inspections	1,256,500	1,256,500	1,199,890	(56,610)
Investment income	750,000	750,000	522,893	(227,107)
Other	55,600	55,600	109,147	53,547
Total revenues	<u>46,258,400</u>	<u>46,258,400</u>	<u>45,481,900</u>	<u>(776,500)</u>
EXPENDITURES:				
Function:				
General government	9,279,029	8,404,624	7,040,692	1,363,932
Police	12,501,886	12,588,524	11,846,095	742,429
Fire	9,693,378	9,833,378	9,475,986	357,392
Streets and highways	8,785,760	8,785,760	7,686,038	1,099,722
Parks, recreation and public facilities	7,176,915	7,395,514	6,756,852	638,662
Economic and community development	1,589,598	1,589,598	1,357,391	232,207
Engineering and building	2,298,821	2,305,955	2,115,367	190,588
Total expenditures	<u>51,325,387</u>	<u>50,903,353</u>	<u>46,278,421</u>	<u>4,624,932</u>
Excess (deficiency) of revenues over expenditures	(5,066,987)	(4,644,953)	(796,521)	3,848,432
OTHER FINANCING SOURCES (USES):				
Advances in	1,900,000	1,900,000	2,064,238	164,238
Advances out	(250,000)	(1,351,696)	(1,351,696)	-
Transfers out	(250,000)	(86,805)	(86,768)	37
Total other financing sources (uses)	<u>1,400,000</u>	<u>461,499</u>	<u>625,774</u>	<u>164,275</u>
Excess (deficiency) of revenues and other sources over expenditures and other uses	(3,666,987)	(4,183,454)	(170,747)	4,012,707
Adjustment for prior year encumbrances	988,426	988,426	988,426	-
FUND BALANCES, BEGINNING OF YEAR	<u>10,849,156</u>	<u>10,849,156</u>	<u>10,849,156</u>	<u>-</u>
FUND BALANCES, END OF YEAR	<u>\$ 8,170,595</u>	<u>\$ 7,654,128</u>	<u>\$ 11,666,835</u>	<u>\$ 4,012,707</u>

The notes to the financial statements are an integral part of this statement.

CITY OF MENTOR, OHIO
STATEMENT OF FIDUCIARY NET ASSETS
FIDUCIARY FUNDS
December 31, 2009

	CEMETERY BEQUEST and ENDOWMENT PRIVATE-PURPOSE TRUST FUND	MUNICIPAL COURT AGENCY FUND
	<u> </u>	<u> </u>
ASSETS		
Cash	\$ 28,420	\$ 49,681
	<u> </u>	<u> </u>
LIABILITIES		
Accounts payable	-	-
Deposits held and due to others	-	49,681
	<u> </u>	<u> </u>
Total liabilities	-	\$ 49,681
	<u> </u>	<u> </u>
NET ASSETS		
Held in trust for decoration of specific graves	\$ 28,420	
	<u> </u>	

The notes to the financial statements are an integral part of this statement.

CITY OF MENTOR, OHIO
STATEMENT OF CHANGES IN FIDUCIARY NET ASSETS
FIDUCIARY FUNDS
For the year ended December 31, 2009

	CEMETERY BEQUEST and ENDOWMENT PRIVATE- PURPOSE TRUST FUND
ADDITIONS	
Investment Income	\$ 505
Donations and other	3,279
Total additions	<u>3,784</u>
DEDUCTIONS	
General expenses	<u>1,080</u>
Total deductions	<u>1,080</u>
Change in net assets	2,704
Net assets - beginning of year	<u>25,716</u>
Net assets - end of year	<u>\$ 28,420</u>

The notes to the financial statements are an integral part of this statement.

CITY OF MENTOR, OHIO

NOTES TO THE BASIC FINANCIAL STATEMENTS YEAR ENDED DECEMBER 31, 2009

NOTE 1 – DESCRIPTION OF CITY OPERATIONS AND REPORTING ENTITY

The City: The City of Mentor, Ohio (the “City”) was organized under the present system of government effective January 1, 1963 and was incorporated as a home rule municipal corporation under the laws of the State of Ohio. The City operates under a Council-Manager form of government and provides the following services: public safety (police and fire), highways and streets, parks and recreation, public improvements, economic and community development (planning and zoning), and general administrative services.

Reporting Entity: The accompanying financial statements as of December 31, 2009 and for the year then ended have been prepared in conformity with accounting principles generally accepted in the United States of America (“GAAP”) applicable to local governments. The Governmental Accounting Standards Board (“GASB”) is the standard-setting body for establishing governmental accounting and financial reporting principles, which are primarily set forth in the GASB’s Codification of Governmental Accounting and Financial Reporting Standards (“GASB Codification”). The City also applies Financial Accounting Standards Board (FASB) Statements and Interpretations issued on or before November 30, 1989, to its governmental activities unless those pronouncements conflict with or contradict GASB pronouncements.

In evaluating how to define the governmental reporting entity, the City complies with the provisions of GASB Statement No. 14, *The Financial Reporting Entity*, under which the financial statements include all the organizations, activities, functions, and component units for which the City (“primary government”) is financially accountable. Financial accountability is defined as the appointment of a voting majority of the component unit’s board, and either (1) the City’s ability to impose its will over the component unit, or (2) the possibility that the component unit will provide a financial benefit to or impose a financial burden on the City.

On this basis, the City’s financial reporting entity has no component units but includes the Mentor Municipal Court (the “Court”) as part of the City’s primary government in the determination of the City’s reporting entity. The Court’s operations are not legally separate from the City. In addition, the City is responsible for budgeting and appropriating funds for the operation of the Court and is ultimately responsible for any operating deficits sustained by the Court. The City’s share of the fines collected by the Court, along with its share of the Court’s administrative and operating costs, are recorded in the City’s General Fund. Moneys held by the Court in a fiduciary capacity are included in the agency fund in the accompanying basic financial statements, as further discussed in Note 5. No other organizations are included as part of the City’s reporting entity.

NOTE 2 – SUMMARY OF SIGNIFICANT ACCOUNTING POLICIES

The following is a summary of the more significant policies followed during the preparation of the accompanying financial statements.

CITY OF MENTOR, OHIO

NOTES TO THE BASIC FINANCIAL STATEMENTS YEAR ENDED DECEMBER 31, 2009

A. Government-wide and fund financial statements

GASB Statement No. 34 established new requirements and a new reporting model for the annual financial reports of state and local governments. The Statement was developed to make annual reports easier to understand and more useful to the people who use governmental financial information to make decisions. Financial information of the City is presented in the following format:

Basic Financial Statements:

1. *Government-wide financial statements* consist of a statement of net assets and a statement of activities. These statements report all of the assets, liabilities, revenues, expenses, and gains and losses of the City. Governmental activities are normally supported by taxes and intergovernmental revenues. Fiduciary funds of the City are not included in these government-wide financial statements.

Interfund receivables and payables have been eliminated in the government-wide statement of net assets. These eliminations minimize the duplicating effect on assets and liabilities within the governmental activities total column. Interfund services provided and used are not eliminated in the process of consolidation in the statement of activities. The statement of activities presents a comparison between direct expenses and program revenues for each function of the City's governmental activities.

Direct expenses are those that are specifically associated with a program or function and, therefore, are clearly identifiable to a particular function. Program revenue includes (a) charges paid by the recipients of goods or services offered by the programs and (b) grants and contributions, including special assessments that are restricted to meeting the operational or capital requirements of a particular program. Revenues that are not classified as program revenues, including all taxes, are presented as general revenues.

2. *Fund financial statements* consist of a series of statements focusing on information about the City's major governmental funds. Separate statements are presented for the governmental and fiduciary funds.

The City's major governmental funds are the General Fund and the Special Assessment Bond Retirement Fund.

The General Fund is the primary operating fund of the City. It is used to account for all financial resources, except those required to be accounted for in other funds. Its revenues consist primarily of income and property taxes, investment income, shared revenues, charges for services, and fines and forfeitures.

General Fund expenditures represent costs of general government; police; fire; streets and highways; parks, recreation and public lands; economic and community development; engineering and building; and interest and other charges. General Fund resources are also transferred annually to support other services which are accounted for in other separate funds.

CITY OF MENTOR, OHIO

NOTES TO THE BASIC FINANCIAL STATEMENTS YEAR ENDED DECEMBER 31, 2009

The Special Assessment Bond Retirement Fund is used to account for the accumulation of resources for the payment of special assessment long-term debt principal, interest, and related costs.

Also maintained by the City are fiduciary funds, such as private-purpose trust funds and agency funds, used to account for either legal trust arrangements which benefit individuals, private organizations, or other governments or assets held by the City as an agent for individuals, private organizations or other governments.

3. *The City's General Fund budget to actual statement* is presented as part of the basic financial statements.
4. Notes to the financial statements provide information that is essential to a user's understanding of the basic financial statements.

B. Financial reporting presentation

The accounts of the City are organized on the basis of funds, each of which is considered a separate accounting entity. The operations of each fund are accounted for with a separate set of self-balancing accounts that comprise its assets, liabilities, fund balance (equity), revenues, and expenditures (expenses). The fund types and classifications that exist under GAAP are as follows:

GOVERNMENTAL FUNDS

1. **General Fund** - The General Fund is the general operating fund of the City. It is used to account for all financial resources, except those required to be accounted for in another fund.
2. **Special Revenue Funds** - Special revenue funds are used to account for revenues derived from specific taxes, grants, or other restricted revenue sources. The uses and limitations of each special revenue fund are specified by legal, regulatory or administrative provisions. These funds include most federal and state grants.
3. **Debt Service Funds** - Debt service funds are used to account for the accumulation of resources for, and the payment of, general obligation and special assessment long-term debt principal, interest, and related costs.
4. **Capital Projects Funds** - The capital projects funds are used to account for financial resources used for the acquisition or construction of major capital projects.
5. **Permanent Funds** - Permanent funds are used for the purpose of accounting for resources that are legally restricted to the extent that earnings, and not principal, may be used for purposes that support the reporting government's programs. During 2009, the City did not utilize any permanent funds.

CITY OF MENTOR, OHIO

NOTES TO THE BASIC FINANCIAL STATEMENTS YEAR ENDED DECEMBER 31, 2009

PROPRIETARY FUNDS

1. **Enterprise Funds** - The enterprise funds are used to account for operations that are financed and operated in a manner similar to private business enterprises, where the intent of the governing body is that the costs of providing goods or services to the general public on a continuing basis be financed or recovered primarily through user charges. During 2009, the City did not utilize any enterprise funds.
2. **Internal Service Funds** - The internal service funds are used to account for the financing of goods or services provided by one department to other departments or to other governments on a cost-reimbursement basis. During 2009, the City did not utilize any internal service funds.

FIDUCIARY FUNDS

1. **Private-purpose Trust Funds** - Private-purpose trust funds are used to account for trust arrangements which benefit individuals, private organizations, or other governments. For accounting measurement purposes, the private-purpose trust funds are accounted for in essentially the same manner as proprietary funds. The City accounts for the cost of decorating specific graves as designated by individual donors in a Cemetery Bequest and Endowment Fund.
2. **Agency Funds** - Agency funds are used to account for assets held by the City as an agent for individuals, private organizations, and other governments. Agency funds are custodial in nature (assets equal liabilities) and do not involve the measurement of results of operations. The City's agency fund accounts for the Mentor Municipal Court.
3. **Other Fiduciary Funds** - Other fiduciary funds include pension trust funds and investment trust funds. During 2009, the City did not utilize any such trust funds.

Fiduciary Funds are not included in the government-wide statements.

C. Measurement focus and basis of accounting

Except for budgetary purposes, the basis of accounting used by the City conforms to GAAP as applicable to governmental units. The accounting and financial reporting treatment applied to a fund is determined by its measurement focus.

The government-wide, proprietary, and fiduciary fund financial statements are reported using the economic resources measurement focus and the accrual basis of accounting. Revenues are recorded when earned and expenses are recorded at the time liabilities are incurred, regardless of when the related cash flows take place. Non-exchange transactions, in which the City gives (or receives) value without directly receiving (or giving) equal value in exchange, include income taxes, property taxes, grants, shared revenue, and donations. On an accrual basis, revenue from income taxes is recognized in the period in which the taxpayer's liability occurs and revenue from property taxes is recognized in the fiscal year for which the taxes are levied. On an accrual basis, revenue in the form of shared revenue is recognized when the provider government recognizes its liability to the City. Revenue from grants and donations is recognized in the fiscal year in which all eligibility requirements have

CITY OF MENTOR, OHIO

NOTES TO THE BASIC FINANCIAL STATEMENTS YEAR ENDED DECEMBER 31, 2009

been satisfied. Eligibility requirements include timing requirements, which specify the year when the resources are required to be used or the year when use is first permitted, matching requirements, in which the City must provide local resources to be used for a specified purpose, and expenditure requirements, in which the resources are provided to the City on a cost reimbursement basis.

Governmental fund financial statements are reported using the current financial resources measurement focus and the modified accrual basis of accounting. Under this method, revenues are recognized when both measurable and available. Revenues are considered to be available when they are collected within the current period or soon enough thereafter to pay liabilities of the current period. The City generally considers all revenues reported in the governmental funds to be available if the revenues are collected within sixty days after year-end. Expenditures are generally recorded when the related fund liability is incurred, except for principal and interest on general long-term debt, claims and judgments, and compensated absences, which are recognized as expenditures only when payment is due. Capital asset acquisitions are reported as expenditures in governmental funds. Proceeds of general long-term debt are reported as other financing sources.

In applying the susceptible-to-accrual concept under the modified accrual basis, the following revenue sources are deemed both measurable and available (i.e., collectible within the current year or within sixty days after year-end and available to pay obligations of the current period): income taxes, investment earnings, and shared revenues. Reimbursements due for federal or state funded projects are accrued as revenue at the time the expenditures are made or, when received in advance, deferred until expenditures are made. Property taxes and special assessments, though measurable, are not available to finance current period obligations. Therefore, property tax and special assessment receivables are recorded and deferred until they become available. Other revenues, including licenses, fees, fines and forfeitures and charges for services are recorded as revenue when received in cash because they are generally not measurable until actually received.

When both restricted and unrestricted resources are available for use, it is the City's policy to use restricted resources first, then unrestricted resources as they are needed.

D. Budgetary Procedures

Budgetary Process: The budgetary process is prescribed by provisions of the Ohio Revised Code and entails the preparation of budgetary documents within an established timetable. The major documents prepared are the tax budget, the certificate of estimated resources, and the appropriation ordinance. These budgetary documents are subject to amendment throughout the year with the legal restriction that appropriations cannot exceed estimated resources as certified. The tax budget and appropriation ordinance are prepared under the direction of the City Manager and submitted to City Council for adoption. Budgeted expenditures represent original appropriations as modified by adjustments during the year. The primary level of budgetary control is at the departmental and object level. Budget revisions within appropriated amounts are subject to the approval of the City Manager. Changes in a department's total appropriation require action by City Council. For the year ended December 31, 2009, expenditures did not exceed appropriations in any individual department.

CITY OF MENTOR, OHIO

NOTES TO THE BASIC FINANCIAL STATEMENTS YEAR ENDED DECEMBER 31, 2009

Tax Budget: A budget of estimated cash receipts and disbursements is submitted to the County Auditor, as Secretary of the County Budget Commission, by July 20 of each year, for the period January 1 to December 31 of the following year.

Estimated Resources: The County Budget Commission certifies its actions to the City by September 1. As part of this process, the City receives the official certificate of estimated resources which states the projected cash receipts of each fund. On or about January 1, this certificate is amended to include actual unencumbered cash balances from the preceding year.

Appropriations: A temporary appropriation ordinance to control expenditures (expenses) may be passed on or about January 1 for the period through March 31. An annual appropriation ordinance must be passed by April 1 of each year for the period January 1 to December 31. The appropriation ordinance may be amended during the year as new information becomes available, provided that total appropriations do not exceed certified estimated resources, as amended. At the end of the fiscal year, all unexpended and unencumbered balances of operating appropriations revert to the fund from which the original appropriation was made, where they become available for future appropriation. Appropriations are adopted by City Council for all funds except the Municipal Court Fund (Agency Fund); however, the City is only required to report herein on the budget adopted for the General Fund.

GAAP/Budget Reconciliation: The City's budgetary process accounts for certain transactions on a basis other than accounting principles generally accepted in the United States of America (GAAP basis). The major differences between the budgetary basis and the GAAP basis is that financial transactions are recorded on a cash and encumbrance basis (budgetary basis) as opposed to when susceptible to accrual (GAAP).

A reconciliation of the General Fund's results of operations for 2009 reported on the budget basis versus the GAAP basis is as follows:

<u>Net Change in Fund Balance</u>	
Budget Basis	\$ (170,747)
Adjustments:	
Revenue accruals	(418,201)
Advances in	(2,064,238)
Advances out	1,351,696
Expenditure accruals	(243,459)
Encumbrances	<u>1,751,947</u>
GAAP Basis	<u>\$ 206,998</u>

CITY OF MENTOR, OHIO

NOTES TO THE BASIC FINANCIAL STATEMENTS YEAR ENDED DECEMBER 31, 2009

Encumbrances: Encumbrance accounting, under which purchase orders, contracts, and other commitments for the future expenditure of funds are recorded in order to reserve a portion of the applicable appropriation, is utilized during the year for budget control purposes. Encumbrances outstanding at year-end are reported as expenditures under the City's budgetary basis of accounting.

The City honors the contracts represented by year-end encumbrances, and the related appropriations are carried forward to the succeeding year. For governmental fund financial statements reporting purposes, encumbrances outstanding at year-end are reported as reservations of fund balances since they do not constitute expenditures or liabilities.

The budget and actual expenditures included in the General Fund budgetary statement include all expenditures made during the year under the City's budgetary basis of accounting, including expenditures made in the current year that were encumbered and appropriated in the prior year.

E. Other Significant Accounting Policies

Cash and Investments: Cash resources of certain individual funds are combined to form a pool of cash and investments which is managed by the Director of Finance. Interest earned on pooled cash and investments is credited to the General Fund, (except in cases where state law or City ordinances require that the income be allocated to certain specific funds, utilizing a formula based on the month-end balance of each fund).

The City reports its investments at fair value based on quoted market values and recognizes the corresponding change in the fair value of the investments as investment earnings in the year in which the change occurs.

Inventory: Inventory is valued at cost using the first-in, first-out (FIFO) method and consists of expendable supplies held for consumption and items held for resale. The cost of inventory items is recorded as an expenditure in the governmental fund financial statements at the time individual inventory items are purchased. Reported inventories are equally offset by a fund balance reserve which indicates that they do not constitute "available spendable resources" even though they are a component of net assets.

Capital Assets: Capital assets, which include land, land improvements, buildings (including renovations and improvements), equipment, and infrastructure assets are reported in the governmental activities column in the government-wide financial statements to the extent the City's capitalization threshold is met. The City defines capital assets as assets with an estimated useful life in excess of five years (except vehicles) and an individual cost of more than \$3,000. Assets are recorded at historical cost or estimated historical cost, if historical cost is not available. Contributed capital assets are recorded at their estimated fair market value on the date contributed.

As permitted under the implementation provisions of GASB Statement No. 34, the historical cost of infrastructure assets acquired, significantly reconstructed or that received significant improvements prior to January 1, 1980 have not been included as part of governmental capital assets in the government-wide financial statements.

CITY OF MENTOR, OHIO

NOTES TO THE BASIC FINANCIAL STATEMENTS YEAR ENDED DECEMBER 31, 2009

Costs for maintenance and repairs are expensed when incurred. However, costs for repairs and upgradings that materially add to the value or life of an asset and meet the above criteria are capitalized.

The City depreciates capital assets on a straight-line basis using the following estimated useful lives:

Land improvements	20
Buildings and improvements	20-40
Equipment	3-20
Infrastructure	25-50

Compensated Absences: The City accrues for accumulated, unpaid vacation and sick leave earned using the termination payment method specified under GASB Statement No. 16, Accounting for Compensated Absences. In the government-wide financial statements, the entire amount of unpaid vacation and sick leave is reported as a liability. A liability for accumulated, unpaid vacation and sick leave is accrued in the governmental fund financial statements only if the amount is currently due and payable at year end. These amounts are recorded as accrued payroll and employee benefits in the fund from which the employees who have accumulated leave are paid. The remaining portion of the liability is not reported in the governmental fund financial statements.

Normally, all vacation time is to be taken in the year available unless approval for carryover is obtained. City employees also earn sick leave which, if not taken, accumulates until retirement. Upon retirement, an employee with ten or more years of service is paid one-third of accumulated sick leave, subject to certain limitations, calculated at current wage rates.

Long-Term Obligations: In the government-wide statement of net assets, long-term debt and other long-term obligations are reported as liabilities. Bond premiums and discounts, as well as issuance costs, are deferred and amortized over the life of the bonds using the bonds-outstanding method, which approximates the effective interest method. Losses on advance refundings are deferred and amortized over the life of the new debt, or the life of the advance refunded debt, whichever is shorter. Bonds payable are reported net of the applicable unamortized bond premium, discount or advance refunding losses. Bond issuance costs are reported as other assets and amortized over the term of the related debt.

In the governmental fund financial statements, bond premiums and discounts, as well as bond issuance costs, are recognized as revenues or expenditures during the current period. The face amount of debt issued is reported as other financing sources. Premiums received on debt issuances are reported as other financing sources while discounts are reported as other financing uses. Issuance costs, whether or not withheld from the actual debt proceeds received, are reported as expenditures.

Fund Balances: In the governmental fund financial statements, reservations of fund balances are reported for amounts that are not available for appropriation or are legally restricted by outside parties for a specific purpose.

CITY OF MENTOR, OHIO

NOTES TO THE BASIC FINANCIAL STATEMENTS YEAR ENDED DECEMBER 31, 2009

Grants and Other Intergovernmental Revenues: Grants and assistance awards made on the basis of entitlement programs are recorded as intergovernmental receivables and revenues when entitlement occurs. Reimbursement-type grants are recorded as intergovernmental receivables and revenues when the related expenditures (expenses) are incurred.

Interfund Transactions: During the course of normal operations, the City has numerous transactions between funds, including the allocation of centralized expenses and transfers of resources to provide services, construct assets and service debt. Such transactions are generally reflected as transfers or direct expenses of the fund that is ultimately charged for such costs.

F. Recently Issued Accounting Pronouncement

For fiscal year 2009, the City has implemented Governmental Accounting Standards Board (GASB) Statement No. 52, "Land or Other Real Estate Held as Investments by Endowments".

GASB Statement No. 52 establishes consistent standards for the reporting of land and other real estate held as investments by essentially similar entities. It requires endowments to report their land and other real estate investments at fair value. Governments also are required to report the changes in fair value as investment income and to disclose the methods and significant assumptions employed to determine fair value.

The implementation of GASB Statement No. 52 did not have an effect on the financial statements of the City.

NOTE 3 - DEPOSITS AND INVESTMENTS

State statutes classify monies held by the City into three categories.

Active deposits are public deposits necessary to meet current demands on the treasury. Such monies must be maintained either as cash in the City treasury, in commercial accounts payable or withdrawable on demand, including negotiable order of withdrawal (NOW) accounts, or in money market deposit accounts.

Inactive deposits are monies identified as not required for use within the current five-year period of designation of depositories. Inactive deposits must either be evidenced by certificates of deposit maturing not later than the end of the current period of designation of depositories, or by savings or deposit accounts including, but not limited to, passbook accounts.

Interim monies are those monies which are not needed for immediate use but which will be needed before the end of the current period of designation of depositories. Interim monies may be deposited or invested in the following securities:

1. United States Treasury Notes, Bills, Bonds, or any other obligation or security issued by the United States Treasury or any other obligation guaranteed as to principal and interest by the United States;

CITY OF MENTOR, OHIO

NOTES TO THE BASIC FINANCIAL STATEMENTS YEAR ENDED DECEMBER 31, 2009

2. Bonds, notes, debentures, or any other obligations or securities issued by any federal government agency or instrumentality, including but not limited to, the Federal National Mortgage Association, Federal Home Loan Bank, Federal Farm Credit Bank, Federal Home Loan Mortgage Corporation, Government National Mortgage Association, and Student Loan Marketing Association. All federal agency securities shall be direct issuances of federal government agencies or instrumentalities;
3. Written repurchase agreements in the securities listed above provided that the market value of the securities subject to the repurchase agreement must exceed the principal value of the agreement by at least two percent and be marked to market daily, and that the term of the agreement must not exceed thirty days;
4. Bonds and other obligations of the State of Ohio;
5. No-load money market mutual funds consisting exclusively of obligations described in division (1) or (2) of this section and repurchase agreements secured by such obligations, provided that the investments in securities described in this division are made only through eligible institutions;
6. The State Treasurer's investment pool (STAROhio). No derivative securities or investment "pools" with the exception of STAROhio are permitted. STAROhio is an investment pool professionally managed by the State Treasurer's Office, which allows governments within the State to pool their funds for investment purposes. STAROhio is not registered with the SEC as an investment company, but does operate in a manner consistent with Rule 2a7 of the Investment Company Act of 1940. The fund follows all state statutes from the Ohio Revised Code under the Uniform Depository Act. The fund is audited by the State of Ohio to ensure compliance with these laws;
7. Certain bankers' acceptances and commercial paper notes for a period not to exceed one hundred eighty days from the purchase date in an amount not to exceed three million dollars face amount invested in the acceptances of any one bank at any time; and,
8. Under limited circumstances, three mutual funds which invest in corporate and GNMA bonds: Vanguard Short-Term Corporate Fund, Vanguard Intermediate-Term Corporate Fund, and Vanguard GNMA Fund.

Investments in stripped principal or interest obligations, reverse repurchase agreements and derivatives are prohibited. The issuance of taxable notes for the purpose of arbitrage, the use of leverage and short selling are also prohibited. An investment must mature within five years from the date of purchase unless matched to a specific obligation or debt of the City, and must be purchased with the expectation it will be held to maturity. Investments may only be made through specified dealers and institutions. Payment for investments may be made only upon delivery of the securities representing the investments to the treasurer or, if the securities are not represented by a certificate, upon receipt of confirmation of transfer from the custodian.

CITY OF MENTOR, OHIO

NOTES TO THE BASIC FINANCIAL STATEMENTS YEAR ENDED DECEMBER 31, 2009

Deposits

Custodial credit risk is the risk that in the event of bank failure, the City's deposits may not be returned to it. Protection of the City's deposits is provided by the Federal Deposit Insurance Corporation, by eligible securities pledged by the financial institution, by surety company bonds or by a single collateral pool established by the financial institution. In accordance with Chapter 135 of the Ohio Revised Code, any public depository receiving deposits pursuant to an award of City funds shall be required to pledge as security for repayment of all public moneys. Although the securities were held by the pledging financial institutions' trust department and all statutory requirements for the investments of money had been followed, noncompliance with federal requirements could potentially subject the City to a successful claim by the FDIC.

The City has no deposit policy for custodial credit risk beyond the requirements of State statute. Ohio law requires that deposits be either insured or be protected by eligible securities pledged to and deposited either with the City or a qualified trustee by the financial institution as security for repayment, or by a collateral pool of eligible securities deposited with a qualified trustee and pledged to secure the repayment of all public monies deposited in the financial institution whose market value at all times shall be at least one hundred five percent of the deposits being secured.

At year-end, the carrying amount of the City's deposits including certificates of deposit was \$5,603,311 and the bank balance was \$6,331,561. Of the bank balance \$1,000,000 was covered by Federal depository insurance and \$5,331,561 was uninsured. Of the remaining uninsured bank balance, \$5,331,561 was collateralized with securities held by the pledging institution's agent or trust department, not in the City's name.

Investments

As of December 31, 2009, the City had the following investments:

	<u>Fair Value</u>	<u>Maturity</u>		
		<u>Less than 1 year</u>	<u>1 to 2 years</u>	<u>Greater than 2 years</u>
Vanguard Short-Term Corporate Bond Fund	\$ 3,009,951	\$ -	\$ 3,009,951	\$ -
Vanguard Intermediate-Term Corporate Bond Fund	4,077,052	-	-	4,077,052
Vanguard GNMA Fund	5,126,990	-	-	5,126,990
STAROhio	<u>2,814,745</u>	<u>2,814,745</u>	<u>-</u>	<u>-</u>
Total Portfolio	<u>\$ 15,028,738</u>	<u>\$ 2,814,745</u>	<u>\$ 3,009,951</u>	<u>\$ 9,204,042</u>

Interest Rate Risk arises because potential purchasers of debt securities will not agree to pay face value for those securities if interest rates subsequently increase. The City's investment policy addresses interest rate risk requiring that the City's investment portfolio be structured so that securities mature to meet cash requirements for ongoing operations and/or long-term debt payments, thereby avoiding that need to sell securities on the open market prior to maturity and

CITY OF MENTOR, OHIO

NOTES TO THE BASIC FINANCIAL STATEMENTS YEAR ENDED DECEMBER 31, 2009

by investing operating funds primarily in short-term investments. The City investment policy also limits security purchases to those that mature five years unless the purchase is in shares of the three Vanguard Corporate and GNMA Funds. The fair value of the STAROhio investment is equal to the value of the pool shares.

Custodial Credit Risk for investments is the risk that, in the event of the failure of the counter party to a transaction, the City will not be able to recover the value of investment or collateral securities that are in the possession of an outside party. All financial institutions and broker/dealers who desire to become qualified for investment transactions with the City must meet a set of prescribed standards and be periodically reviewed.

Credit Risk is addressed by the City's general investment policy that the objective of investment activity is to maximize investment income while preserving principal and maintaining sufficient liquidity to meet cash flow requirements without having to sell securities before maturity. Investments in debt securities that mature in the future are not made unless it is reasonable to believe that the investment can be held until maturity.

The City's investment in the three mutual funds were as follows: the Vanguard Short-Term Corporate Bond Fund was rated A1 by Moody's; the Vanguard Intermediate-Term Corporate Bond Fund was rated A1 by Moody's; and the Vanguard GNMA Fund was rated Aaa by Moody's. The STAROhio investment was rated AAAM by S&P. Ohio law requires that STAROhio maintain the highest rating provided by at least one nationally recognized standard rating service.

Concentration of Credit Risk is defined by the Governmental Accounting Standards Board as five percent or more in the securities of a single issuer. The City's investment policy requires diversification of the portfolio but does not indicate specific percentage allocations. The following is the City's allocation as of December 31, 2009; Vanguard Short-Term Corporate Bond Fund – 20.0%, Vanguard Intermediate Term Corporate Bond Fund – 27.1%, Vanguard GNMA Fund – 34.1%, and STAROhio – 18.8%.

Reconciliation to Financial Statements: Total cash and investments are reported as follows:

Government-Wide Financial Statements

Cash and investments	<u>\$ 20,553,948</u>
----------------------	----------------------

Fund Financial Statements

Cash and investments	\$ 20,553,948
Statement of Fiduciary Net Assets:	
Cash	<u>78,101</u>
Total	<u>\$ 20,632,049</u>

CITY OF MENTOR, OHIO

NOTES TO THE BASIC FINANCIAL STATEMENTS YEAR ENDED DECEMBER 31, 2009

NOTE 4 – RECEIVABLES AND DEFERRED REVENUE

Receivables consist of the following at December 31, 2009:

	Income Taxes	Property Taxes	Special Assess- ments	Other	Gross Receivables	Allowance for uncol- lectibles	Net
Governmental Activities							
Governmental Funds							
General Fund	\$ 7,884,422	\$ 1,404,292	\$ -	\$ 331,306	\$ 9,620,020	\$ (831,815)	\$ 8,788,205
Special Assessment Bond Retirement Fund	-	-	19,081,469	-	19,081,469	(305,609)	\$ 18,775,860
Other Governmental Funds	-	3,920,502	40,445	71,545	4,032,492	(10,109)	\$ 4,022,383
Total Receivables	<u>\$ 7,884,422</u>	<u>\$ 5,324,794</u>	<u>\$ 19,121,914</u>	<u>\$ 402,851</u>	<u>\$ 32,733,981</u>	<u>\$ (1,147,533)</u>	<u>\$ 31,586,448</u>

Governmental fund financial statements report deferred revenue pertaining to receivables that are not considered to be available to liquidate liabilities of the current period. Revenue recognition is also deferred with respect to grant revenues that have been received, but all eligibility requirements have not been met. For purposes of the government-wide financial statements, the availability criteria is not considered in determining unearned revenue.

The various components of unearned revenue/deferred revenue reported in the accompanying financial statements were as follows:

	Government-Wide Statement of Net Assets	Governmental Funds Balance Sheet
Governmental Funds:		
General Fund:		
Property tax receivable	\$ 572,477	\$ 572,477
Income tax receivable	-	2,831,447
State shared revenue receivable	-	1,384,531
Total general fund	<u>572,477</u>	<u>4,788,455</u>
Special Assessment Bond Retirement Fund:		
Special assessment receivable	-	18,775,860
Other Governmental Funds:		
Property tax receivable	3,920,502	3,920,502
Special assessment receivable	30,336	30,336
State shared revenue receivable	-	1,493,919
Other local taxes receivable	-	27
Total other governmental funds	<u>3,950,838</u>	<u>5,444,784</u>
Total Unearned Revenue/Deferred Revenue	<u>\$ 4,523,315</u>	<u>\$ 29,009,099</u>

CITY OF MENTOR, OHIO

NOTES TO THE BASIC FINANCIAL STATEMENTS YEAR ENDED DECEMBER 31, 2009

NOTE 5 – MUNICIPAL COURT

The Mentor Municipal Court was created by Section 1901.2 of the Ohio Revised Code and has territorial jurisdiction over the City of Mentor and the City of Mentor-on-the-Lake. The Mentor Municipal Court has preliminary hearing jurisdiction in felony cases, original jurisdiction in civil cases when the amount in dispute does not exceed \$15,000, original jurisdiction in traffic and non-traffic misdemeanor cases, and exclusive original jurisdiction in small claims cases.

The collection activities of the Municipal Court are accounted for in a separate Agency Fund in the accompanying basic financial statements. Fines and costs collected by the Municipal Court and related to the City of Mentor are recorded as revenue in the General Fund. The costs associated with the operations of the Municipal Court are borne by the City and recorded in the General Fund. Fines and costs collected for the State of Ohio, subdivisions thereof, and individuals, which have not been disbursed as of year-end, are recognized as liabilities in the Municipal Court Agency Fund.

NOTE 6 – CAPITAL ASSETS

Capital Asset Activity: Capital asset activity for the year ended December 31, 2009 was as follows:

	<u>Balance January 1, 2009</u>	<u>Additions</u>	<u>Deductions</u>	<u>Balance December 31, 2009</u>
	(Amounts in 000's)			
Governmental Activities:				
Capital assets, not being depreciated:				
Land	\$ 63,033	\$ -	\$ -	\$ 63,033
Construction in progress	1,403	664	(1,013)	1,054
Total capital assets, not being depreciated	<u>64,436</u>	<u>664</u>	<u>(1,013)</u>	<u>64,087</u>
Capital assets, being depreciated:				
Land improvements	6,860	-	-	6,860
Buildings and improvements	40,654	1,866	-	42,520
Equipment	22,775	1,012	(288)	23,499
Infrastructure	116,404	226	-	116,630
Cost	<u>186,693</u>	<u>3,104</u>	<u>(288)</u>	<u>189,509</u>
Less accumulated depreciation for:				
Land improvements	(5,671)	(132)	-	(5,803)
Buildings and improvements	(16,476)	(1,086)	-	(17,562)
Equipment	(14,632)	(1,455)	272	(15,815)
Infrastructure	(35,462)	(2,553)	-	(38,015)
Total accumulated depreciation	<u>(72,241)</u>	<u>(5,226)</u>	<u>272</u>	<u>(77,195)</u>
Total accumulated assets being depreciated, net	<u>114,452</u>	<u>(2,122)</u>	<u>(16)</u>	<u>112,314</u>
Capital Assets, net	<u>\$ 178,888</u>	<u>\$ (1,458)</u>	<u>\$ (1,029)</u>	<u>\$ 176,401</u>

CITY OF MENTOR, OHIO

NOTES TO THE BASIC FINANCIAL STATEMENTS YEAR ENDED DECEMBER 31, 2009

Depreciation: Depreciation expense was charged to functions/programs of the government as follows:

	<u>(Amounts in 000's)</u>
Governmental Activities:	
General government	\$ 137
Police	435
Fire	624
Streets and highways	2,922
Parks, recreation and public facilities	1,098
Economic and community development	3
Engineering and building	<u>7</u>
Total depreciation expense charged to governmental activities	<u>\$ 5,226</u>

NOTE 7 – DEBT AND OTHER LONG-TERM OBLIGATIONS

A summary of the changes in the debt and other long-term obligations of the City during the year ended December 31, 2009 is as follows:

	<u>Balance January 1, 2009</u>	<u>Additions</u>	<u>(Reductions)</u>	<u>Balance December 31, 2009</u>	<u>Due Within One Year</u>
Governmental Activities					
General Obligation Bonds due through 2029, 2% to 5%	\$ 17,770,131	\$ 3,745,000	\$ (1,524,024)	\$ 19,991,107	\$ 1,698,581
Special Assessment Bonds due through 2029, 2% to 7.15%	12,574,869	590,000	(750,976)	12,413,893	816,419
Unamortized Premium on Debt	-	21,485	-	21,485	2,238
Other obligations:					
Compensated absences	3,207,467	321,046	(67,649)	3,460,864	1,504,636
Claims and judgements	50,000	23,710	(23,710)	50,000	-
OWDA and OPWC loans	<u>640,736</u>	<u>34,116</u>	<u>(32,726)</u>	<u>642,126</u>	<u>34,780</u>
Total Debt and Long-Term Obligations	<u>\$ 34,243,203</u>	<u>\$ 4,735,357</u>	<u>\$ (2,399,085)</u>	<u>\$ 36,579,475</u>	<u>\$ 4,056,654</u>

During July 2009 the City issued \$4,335,000 of Various Purpose Bonds with interest rates of 2.00% to 4.50% for a 20 year term. The bonds were used to retire the City's \$4,120,000 Various Purpose Note, Series 2008 issued on August 7, 2008 and maturing August 6, 2009. During 2007, the City finalized a 20 year, 3.00% interest rate loan through the Ohio Water Development Authority in the amount of \$287,656. The outstanding principal balance at December 31, 2009 is \$248,840. The City also made principal payments on its two existing Ohio Public Works Commission 20 year, 0% loans during 2009. The Chillicothe Road Widening & Resurfacing loan and the Hopkins Road Bridge development loan have outstanding December 31, 2009 principal amounts of \$25,348 and \$333,822, respectively. During 2009, the City entered into a new Ohio Public Works Commission 20 year, 0% loan for Kellogg Creek Culvert Improvements for which the entire principal amount of \$34,116 was outstanding on December 31, 2009.

General obligation bonds will be paid from certain ad valorem taxes and other revenue sources deposited into the debt service fund. The special assessment bonds and loans will be paid from

CITY OF MENTOR, OHIO

NOTES TO THE BASIC FINANCIAL STATEMENTS YEAR ENDED DECEMBER 31, 2009

the proceeds of special assessments levied against benefited property owners. In the event property owners would fail to pay the assessment, payment would be made by the City. Compensated absences and claims and judgments will be paid from the General Fund.

Bonds payable at December 31, 2009 are comprised of the following issues:

	Amount of Original Issuance	Bonds Outstanding December 31, 2009
Governmental Activities Obligations:		
General unvoted obligations:		
2004 Various Purpose Refunding Bonds due in annual installments ranging from \$260,000 to \$622,364 through 2016 plus interest at rates varying between 2% to 5%	\$ 5,808,974	\$ 3,451,107
2005 Various Purpose Improvement and Refunding Bonds due in annual installments ranging from \$200,000 to \$1,410,000 through 2025 plus interest rates varying between 3.5% to 5%	15,210,000	12,795,000
2009 Various Purpose Bonds due in annual installments ranging from \$130,000 to \$260,000 through 2029 plus interest at rates varying between 2.0% and 4.5%	<u>3,745,000</u>	<u>3,745,000</u>
Total general obligation bonds	<u>24,763,974</u>	<u>19,991,107</u>
Special assessment obligations:		
1991 Street Improvement Bonds due in annual installments ranging from \$166,005 to \$493,272 through 2011, plus interest at rates varying between 6.7% to 7.15%	5,582,511	640,000
1993 Various Purpose Improvement Bonds due in annual installments ranging from \$17,136 to \$46,795 through 2013, plus interest at rates varying between 5% to 5.65%	580,000	175,000
2002 Tyler Boulevard Extension Bonds due in annual installments ranging from \$145,000 to \$375,000 through 2022, plus interest at rates varying between 3% to 4.7%	4,850,000	3,675,000
2004 Various Purpose Refunding Bonds due in annual installments ranging from \$260,000 to \$622,364 through 2016 plus interest at rates varying between 2% to 5%	76,026	53,893
2008 Street Improvement Bonds due in annual installments ranging from \$225,000 to \$570,000 through 2028, plus interest at rates varying between 3.0% to 4.55%	7,505,000	7,280,000
2009 Various Purpose Bonds due in annual installments ranging from \$130,000 to \$260,000 through 2029 plus interest at rates varying between 2.0% and 4.5%	<u>590,000</u>	<u>590,000</u>
Total special assessment bonds	<u>\$ 19,183,537</u>	<u>\$ 12,413,893</u>
Total bonds	<u>\$ 43,947,511</u>	<u>\$ 32,405,000</u>

All bonds outstanding are backed by the full faith and credit of the City. It is the City's policy to pay debt service on the special assessment bonds from the related special assessment levies and any amounts being held in the Special Assessment Bond Retirement Fund, which are reserved for debt service.

CITY OF MENTOR, OHIO

NOTES TO THE BASIC FINANCIAL STATEMENTS YEAR ENDED DECEMBER 31, 2009

The following is a summary of the City's future debt service requirements as of December 31, 2009:

Year Ending December 31	Governmental Activities							Total
	General Obligation Bonds		Special Assessment Bonds		OWDA and OPWC Loans			
	Principal	Interest	Principal	Interest	Principal	Interest		
2010	1,698,581	865,525	816,419	545,255	34,780	7,377	3,967,937	
2011	1,793,139	764,303	866,861	497,061	35,138	7,019	3,963,521	
2012	1,852,807	705,090	567,193	453,662	35,508	6,650	3,620,910	
2013	1,927,364	640,388	592,636	432,145	35,888	6,269	3,634,690	
2014	1,706,922	571,725	573,078	409,035	36,280	5,877	3,302,917	
2015-2019	6,372,294	1,675,138	3,292,706	1,680,840	187,707	23,083	13,231,768	
2020-2024	3,145,000	728,244	3,380,000	930,979	199,439	11,354	8,395,016	
2025-2029	1,495,000	160,124	2,325,000	272,645	77,386	844	4,330,999	
	<u>\$ 19,991,107</u>	<u>\$ 6,110,537</u>	<u>\$ 12,413,893</u>	<u>\$ 5,221,622</u>	<u>\$ 642,126</u>	<u>\$ 68,473</u>	<u>\$ 44,447,758</u>	

Under the Ohio Revised Code, at December 31, 2009, the City legally could issue approximately \$70.2 million of additional, unvoted, general obligation debt.

Conduit Debt. From time to time, the City has issued industrial revenue bonds to provide financial assistance to private-sector entities for the acquisition and construction of industrial and commercial facilities deemed to be in the public interest. The bonds are secured by the property financed and are payable solely from the payments received by the bond trustee on the underlying mortgage loans. Upon repayment of the bonds, ownership of the acquired facilities transfers to the private-sector entity served by the bond issuance. The bonds do not constitute a debt or pledge of the faith and credit of the City and, accordingly, have not been reported in the accompanying financial statements.

As of December 31, 2009, there were three series of industrial revenue bonds outstanding. The aggregate principal amount payable for the three series was \$4.3 million.

NOTE 8 – SHORT-TERM DEBT

A summary of the changes in the short-term debt of the City during the year ended December 31, 2009 is as follows:

	Balance January 1, 2009	Additions	(Reductions)	Balance December 31, 2009	Due Within One Year
Governmental Activities					
Capital projects notes payable	\$ 4,120,000	-	\$ (4,120,000)	-	-
Total Short-term Debt	<u>\$ 4,120,000</u>	<u>\$ -</u>	<u>\$ (4,120,000)</u>	<u>\$ -</u>	<u>\$ -</u>

During August 2008, the City issued a \$4,120,000 of Various Purpose Bond Anticipation notes with an interest rate of 2.75% maturing August 6, 2009 for the purpose of rolling the portion of

CITY OF MENTOR, OHIO

NOTES TO THE BASIC FINANCIAL STATEMENTS YEAR ENDED DECEMBER 31, 2009

the March 2008 short-term note attributable to the Center Street improvement project for the anticipated special assessment bond issuance and also for the purpose of renovating and expanding the Mentor Municipal Court and for the purpose of obtaining funds for certain roadway projects. The notes were retired in 2009 with the proceeds of bonds issued on July 30, 2009 as described in Note 7.

NOTE 9 – COMPLIANCE AND ACCOUNTABILITY

At December 31, 2009, the Special Revenue Funds – Community Development Block Grant 07-08, Community Development Block Grant 08-09, COPS Secure Our Schools Grant – 2007, and Capital Project Funds – Police Renovation & Expansion, US20 Resurfacing, Market Street/Bellflower Concrete Repair, ODNR Lagoons, and Heisley Road Improvement – Phase III had deficit fund balances of \$13,853, \$14,039, \$5,539, \$29,306, \$3,272, \$221,046, \$89,065, and \$102,484, respectively. All deficits will be eliminated through the receipt of grant and bond proceeds during 2010. No other funds had deficit balances as of December 31, 2009.

NOTE 10 – RISK MANAGEMENT

Self Insurance: The City is exposed to various risks of loss related to torts; thefts of, damage to and destruction of assets; errors and omissions; injuries to employees; and natural disasters. The City is self-insured for the cost of collision claims resulting from the use of City vehicles, except for fire and rescue vehicles that remain insured through a private insurance company. In accordance with GASB Statement No. 10, claims liabilities are reported when it is probable that a loss has occurred and the amount of the loss can be reasonably estimated. Liabilities include an amount for claims that have been incurred but not reported (“IBNRs”). Claims that meet these criteria are reported as liabilities in the government-wide statement of net assets.

The process of estimating claims liabilities depends on many complex factors, such as inflation, recent claim settlement trends (including frequency and amount of pay-outs), and other economic and social factors. The estimate of the claims liability also includes amounts for incremental claim adjustment expenses related to specific claims and other claim adjustment expenses, regardless of whether allocated to specific claims. Estimated recoveries from subrogation or otherwise, are another component of the claims liability estimate.

The City’s financial activity relating to its self-insured risk is accounted for in the General Fund. Changes in the estimated claims payable for self-insured risk (vehicle collision claims) during the years ended December 31, 2009 and 2008 were as follows:

	<u>2009</u>	<u>2008</u>
Estimated claims payable, January 1	\$ 50,000	\$ 50,000
Current year claims (including IBNRs) and changes in estimates	23,710	21,350
Claim payments	<u>(23,710)</u>	<u>(21,350)</u>
Estimated claims payable, December 31	<u>\$ 50,000</u>	<u>\$ 50,000</u>

CITY OF MENTOR, OHIO

NOTES TO THE BASIC FINANCIAL STATEMENTS YEAR ENDED DECEMBER 31, 2009

Insurance: The City purchases insurance policies in varying amounts for general liability, property damage, employee health care benefits (excluding dental benefits), and law enforcement and public officials' liability, including errors and omissions of the City's safety forces. Otherwise, the City is generally self-insured. Included in the coverage is an excess umbrella liability limit of \$10 million for each occurrence and annual aggregate. The City contracts with several different insurance companies, with either excellent or superior ratings. No material losses, including incurred but not reported losses, occurred in 2009. There was no significant decrease in any insurance coverages in 2009. In addition, there were no insurance settlements in excess of insurance coverage during the past three fiscal years.

The City provides the choice of two separate health insurance plans for its employees. These plans are provided by two different insurers through commercial insurance. Operating funds are charged a monthly rate per employee by type of coverage. The City participates in the State of Ohio Workers' Compensation program to provide workers' compensation benefits to its employees.

NOTE 11 – CONTINGENCIES

The City participates in certain federally-assisted grant programs. These programs are subject to financial and compliance audits by the grantors or their representatives. The amount, if any, of expenditures which may be disallowed by the granting agencies should an audit be performed cannot be determined at this time, although the City expects any disallowance would be immaterial.

In addition, there are certain pending lawsuits in which the City is involved. The City's management, after consultation with the City's Law Director, is of the opinion that potential uninsured claims against the City are not material to the City's basic financial statements.

NOTE 12 – INTERFUND TRANSACTIONS AND BALANCES

Interfund Transactions: During the course of normal operations, the City records numerous transactions between funds including expenditures and transfers of resources to provide services, subsidize operations, and service debt. The City has the following types of transactions among funds:

1. Nonreciprocal interfund transfers – Flows of assets between funds without equivalent flows of assets in return and without a requirement for repayment. This includes transfers to subsidize various funds.
2. Nonreciprocal interfund reimbursements – Repayments from the funds responsible for particular expenditures or expenses to the funds that initially paid for them.

CITY OF MENTOR, OHIO

NOTES TO THE BASIC FINANCIAL STATEMENTS YEAR ENDED DECEMBER 31, 2009

For the year ended December 31, 2009 transfers consisted of the following:

	<u>Transfers Out</u>	<u>Transfers In</u>		
		<u>Special Assessment Bond Retirement Fund</u>	<u>Other Governmental Funds</u>	<u>Total Governmental Funds</u>
	<u>Total</u>			
Governmental Funds:				
General	\$ 86,768	\$ -	\$ -	\$ -
Other governmental	<u>457,095</u>	<u>1,949</u>	<u>541,914</u>	<u>543,863</u>
Total	<u>\$ 543,863</u>	<u>\$ 1,949</u>	<u>\$ 541,914</u>	<u>\$ 543,863</u>

Interfund balances: Interfund balances at December 31, 2009 represent charges for services or reimbursable expenses. These remaining balances resulted from the time lag between the dates that (1) interfund goods or services are provided or reimbursable expenditures occur, (2) transactions are recorded in the accounting records, and (3) payments between funds are made. All are expected to be paid within one year.

Interfund receivable and payable balances as of December 31, 2009 are as follows:

	<u>Receivable fund</u>	<u>Payable fund</u>	
		<u>Other Governmental Funds</u>	<u>Total</u>
	<u>Total</u>		
Governmental Funds:			
General	\$ 1,167,366	\$ -	\$ -
Other governmental	-	1,167,366	1,167,366

NOTE 13 – TAXES

Income Taxes – A two percent City income tax is levied on substantially all income earned within the City. On November 6, 2007, the two percent income tax was renewed by the voters for a five year period through December 31, 2012. In addition, the residents of the City are required to pay City income tax on income they earn outside the City; however, full credit is allowed for all income taxes these residents pay to other municipalities. Employers within the City are required to withhold income tax on employee compensation and remit the tax to an intermediary collection agency (Regional Income Tax Agency) at least quarterly. Corporations and self-employed individual taxpayers are required to pay their estimated tax quarterly and file a declaration annually with the collection agency. The collection agency remits taxes collected for the City each month, net of a charge for the cost of services and a credit for interest earned on amounts collected between remittances.

Property Taxes – Property taxes include amounts levied against all real, public utility, and tangible personal property located in the City. Taxes collected from real property (other than public utility) in one calendar year are levied in October of the preceding calendar year on

CITY OF MENTOR, OHIO

NOTES TO THE BASIC FINANCIAL STATEMENTS YEAR ENDED DECEMBER 31, 2009

assessed values as of January 1 of that preceding year, the lien date. Assessed values are established by the County Auditor at 35 percent of appraised market value. All property is required to be revalued by appraisal every six years and, three years after each revaluation, all property values are reviewed and revised, as necessary, as part of a triennial update based on recent sales of properties. The last revaluation was completed in 2009. Real property taxes are payable annually or semi-annually. If paid annually, payment is due January 20; if paid semiannually, the first payment is due January 20, with the remainder payable June 20. In certain instances, State statute permits earlier or later payment dates to be established.

Tangible personal property tax revenue received during calendar year 2009 (other than public utility tax) represents the collection of 2009 taxes levied against local and inter-change telephone companies. Tangible personal property tax on business inventory, manufacturing machinery and equipment, furniture and fixtures is no longer levied and collected. Tangible personal property taxes received from telephone companies in calendar year 2009 were levied after October 1, 2008, on the value as of December 31, 2008. Amounts paid by multi-county taxpayers are due September 20. Single county taxpayers may pay annually or semi-annually. If paid annually, payment is due April 30; if paid semi-annually, the first payment is due April 30 with the remainder payable by September 20. Under Ohio law, personal property taxes do not attach as a lien on the personal property.

Public utility real and tangible personal property taxes collected in one calendar year are levied in October of the preceding calendar year on assessed values determined as of December 31 of that preceding year, the lien date.

The County Treasurer collects property taxes on behalf of all taxing districts in the County, including the City of Mentor. The County Auditor periodically remits to the City its portion of taxes collected with final settlement in June and December for taxes payable in the first and second halves of the year, respectively.

The assessed value upon which the 2008 levy (collected in 2009) was based was approximately \$1.6 billion. Ohio law limits unvoted property taxation, combined for all overlapping taxing authorities, to 10 mills. The City's current share of the unvoted property tax is 3 mills of assessed value, and the City's total property tax levy, including all voted levies is 4.50 mills of assessed value.

NOTE 14 – DEFINED BENEFIT PENSION PLANS

Ohio Public Employees Retirement System: The City participates in the Ohio Public Employees Retirement System (OPERS). OPERS administers three separate pension plans. The traditional plan is a cost-sharing, multiple-employer defined benefit pension plan. The member-directed plan is a defined contribution plan in which the member invests both member and employer contributions (employer contributions vest over five years at 20 percent per year). Under the member-directed plan, members accumulate retirement assets equal to the value of the member and vested employer contributions plus any investment earnings. The combined plan is a cost-sharing, multiple-employer defined benefit pension plan that has elements of both a defined benefit and a defined contribution plan. Under the combined plan, employer contributions are invested by the retirement system to provide a formula retirement benefit

CITY OF MENTOR, OHIO

NOTES TO THE BASIC FINANCIAL STATEMENTS YEAR ENDED DECEMBER 31, 2009

similar to the traditional plan benefit. Member contributions, whose investment is self-directed by the member, accumulate retirement assets in a manner similar to the member-directed plan.

OPERS provides retirement, disability, survivor and death benefits and annual cost of living adjustments to members of the traditional and combined plans. Members of the member-directed plan do not qualify for ancillary benefits. Authority to establish and amend benefits is provided by Chapter 145 of the Ohio Revised Code. OPERS issues a stand-alone financial report that may be obtained by writing to OPERS, 277 East Town Street, Columbus, Ohio 43215-4642 or by calling (614) 222-5601 or (800) 222-7377.

The Ohio Revised Code provides statutory authority for employee and employer contributions. For 2008 and 2009, member and employer contribution rates were consistent across all three plans. Plan members are required to contribute 10.0 percent of their annual covered salary to fund pension obligations. For calendar years 2008 and 2009, the employer pension contribution rate was 14.0 percent of covered payroll. For calendar year 2007, the employer pension contribution rate for the City was 13.85 percent of covered payroll. Contributions are authorized by State statute and the contribution rates are determined actuarially. The City's required contributions (including post-employment benefits) to OPERS for the years ended December 31, 2009, 2008, and 2007 were \$2,020,487, \$2,052,539, \$2,023,338, respectively; 100 percent has been contributed for 2009, 2008, and 2007.

Ohio Police and Fire Pension Fund: The City contributes to the Ohio Police and Fire Pension Fund ("OP&F"), a cost-sharing, multiple-employer defined benefit pension plan administered by the OP&F's Board of Trustees. OP&F provides retirement and disability benefits, annual cost-of-living adjustments, and death benefits to plan members and beneficiaries. Benefit provisions are established by the Ohio State Legislature and are codified in Chapter 742 of the Ohio Revised Code. OP&F issues a publicly available financial report that includes financial information and required supplementary information for the plan. That report may be obtained by writing to the Ohio Police and Fire Pension Fund, 140 East Town Street, Columbus, Ohio 43215-5164.

Police and firefighters are required to contribute 10.0 percent of their annual covered salary to fund pension obligations and the City is required to contribute 19.50 percent for police and 24.0 percent for firefighters. Contributions are authorized by State statute. The City's contributions (including post-employment benefits) to the OP&F for police and firefighters were \$1,212,756 and \$1,390,390 for the year ended December 31, 2009, \$1,177,581 and \$1,361,501 for the year ended December 31, 2008, \$1,154,199 and \$1,397,971 for the year ended December 31, 2007, respectively, equal to the required payments for each year. The full amount has been contributed for police and firefighters for years 2009, 2008 and 2007.

NOTE 15 – OTHER POSTEMPLOYMENT BENEFITS

Ohio Public Employees Retirement System: OPERS maintains a cost-sharing multiple employer defined benefit post-employment healthcare plan. For qualifying members of the Traditional Pension and Combined Plans, this plan includes a medical plan, prescription drug program, and Medicare Part B premium reimbursement. Those belonging to the Member-Directed Plan do not qualify for ancillary benefits, including post-employment health care coverage.

CITY OF MENTOR, OHIO

NOTES TO THE BASIC FINANCIAL STATEMENTS YEAR ENDED DECEMBER 31, 2009

In order to qualify for post-employment health care coverage, age-and-service retirees under the Traditional Pension and Combined Plans must have 10 or more years of qualifying Ohio service credit. Health care coverage for disability benefit recipients and qualified survivor benefit recipients is available. The healthcare coverage provided by OPERS meets the definition of an Other Post Employment Benefit (OPEB) as described in GASB Statement 45.

The Ohio Revised Code permits, but does not mandate, OPERS to provide OPEB benefits to its eligible members and beneficiaries. Authority to establish and amend benefits is provided in Chapter 145 of the Ohio Revised Code.

The Ohio Revised Code provides statutory authority requiring public employers to fund post retirement health care through their contributions to OPERS. A portion of each employer's contribution to OPERS is set aside for the funding of post retirement benefits.

Employer contribution rates are expressed as a percentage of the covered payroll of active members. In 2009, local government employer units contributed at 14.0% of covered payroll. The Ohio Revised Code currently limits the employer contribution to a rate not to exceed 14.0% of covered payroll for state and local employer units. Active members do not make contributions to the OPEB plan.

OPERS' Post employment Health Care plan was established under, and is administered in accordance with, Internal Revenue Code 401(h). Each year, OPERS Retirement Board determines the portion of the employer contribution rate that will be set aside for funding of post employment health care benefits.

For 2009, the portion of employer contributions allocated to health care was 7.0% from January 1 through March 31, 2009 and 5.5% from April 1 through December 31, 2009. The City's actual contributions for 2009 which were used to fund post-employment benefits were \$851,281. The OPERS Retirement Board is also authorized to establish rules for the payment of a portion of the health care benefits by the retiree or their surviving beneficiaries. Payment amounts vary depending on the number of covered dependents and coverage selected.

The OPERS Retirement Board adopted the Health Care Preservation Plan (HCPP) on September 9, 2004, was effective on January 1, 2007. Member and employer contribution rates increased on January 1 of each year from 2006 to 2008. These rate increases allowed additional funds to be allocated to the health care plan.

Ohio Police and Fire Pension Fund: The City of Mentor contributes to the Ohio Police and Fire Pension Fund (OP&F) sponsored health care program, a cost-sharing multiple employer defined post-employment health care plan administered by OP&F. OP&F provides healthcare benefits including coverage for medical, prescription drugs, dental, vision, Medicare Part B Premium and long term care to retirees, qualifying benefit recipients and their eligible dependants.

OP&F provides access to post-retirement health care coverage for any person who receives or is eligible to receive a monthly service, disability or survivor benefit check or is a spouse or eligible dependent child of such person. The healthcare coverage provided by OP&F meets the definition of an Other Post-employment Benefit (OPEB) as described in GASB Statement No. 45.

CITY OF MENTOR, OHIO

NOTES TO THE BASIC FINANCIAL STATEMENTS YEAR ENDED DECEMBER 31, 2009

The Ohio Revised Code allows, but does not mandate OP&F to provide OPEB benefits. Authority for the OP&F Board of Trustees to provide health care coverage to eligible participants and to establish and amend benefits are codified in Chapter 742 of the Ohio Revised Code.

The Ohio Revised Code provides for contribution requirements of the participating employers and of plan members to the OP&F (defined benefit pension plan). Participating employers are required to contribute to the pension plan at rates expressed as percentages of the payroll of active pension plan members, currently, 19.50% and 24.00% of covered payroll for police and fire employers, respectively. The Ohio Revised Code states that the employer contribution may not exceed 19.50% of the covered payroll for police employer units and 24.00% of covered payroll for fire employer units. Active members do not make contributions to the OPEB plan.

OP&F maintains funds for health care in two separate accounts: One for health care benefits under IRS Code Section 115 trust and the other for Medicare Part B reimbursements administered under the Internal Revenue Code 401(h) account, both of which are within the defined benefit pension plan, under the authority granted by the Ohio Revised Code to the OP&F Board of Trustees.

The Board of Trustees is authorized to allocate a portion of the total employer contributions made into the pension plan to the Section 115 trust and the Section 401(h) account as the employer contribution for retiree health care benefits. For the year ended December 31, 2009, the employer contribution allocated to the health care plan was 6.75% of covered payroll. The amount of employer contributions allocated to the health care plan each year is subject to the Trustees' primary responsibility to ensure that pension benefits are adequately funded and is limited by the provisions of Section 115 and 401(h).

The OP&F Board of Trustees also is authorized to establish requirements for contributions to the healthcare plan by retirees and their eligible dependents, or their surviving beneficiaries. Payment amounts vary depending on the number of covered dependents and the coverage selected.


The portion of the City's contributions that was used to pay post-employment benefits for 2009, 2008, and 2007 was \$419,800, \$407,625, \$399,353, for police and \$391,047, \$382,923, \$392,830, for firefighters, respectively.

Social Security: Effective in August of 1992, all newly hired part-time firefighters were no longer eligible to be members of the OPERS retirement system. The part-time firefighters hired after this time contribute to social security, with a contribution rate of 6.2%.

the city of choiceSM!

SUPPLEMENTARY INFORMATION





CITY OF MENTOR, OHIO
GENERAL FUND
SCHEDULE OF REVENUES AND EXPENDITURES - BUDGET AND ACTUAL
(NON-GAAP BUDGETARY BASIS)
Year Ended December 31, 2009

	<u>Original Budget</u>	<u>Final Budget</u>	<u>Actual</u>	<u>Variance - Positive (Negative)</u>
REVENUES:				
Property taxes	\$ 1,901,400	\$ 1,901,400	\$ 1,784,878	\$ (116,522)
Municipal income tax	31,100,000	31,100,000	30,666,110	(433,890)
Intergovernmental	4,872,500	4,872,500	4,801,142	(71,358)
Charges for services	5,152,400	5,152,400	5,242,236	89,836
Fines and forfeitures	1,170,000	1,170,000	1,155,604	(14,396)
Licenses, permits and inspections	1,256,500	1,256,500	1,199,890	(56,610)
Investment income	750,000	750,000	522,893	(227,107)
Other	55,600	55,600	109,147	53,547
Total revenues	<u>46,258,400</u>	<u>46,258,400</u>	<u>45,481,900</u>	<u>(776,500)</u>
EXPENDITURES:				
GENERAL GOVERNMENT:				
Council:				
Employee compensation	218,238	218,238	198,687	19,551
Other	247,907	247,907	175,714	72,193
Total council	<u>466,145</u>	<u>466,145</u>	<u>374,401</u>	<u>91,744</u>
Court:				
Employee compensation	875,046	913,946	846,912	67,034
Other	488,870	488,870	409,987	78,883
Total court	<u>1,363,916</u>	<u>1,402,816</u>	<u>1,256,899</u>	<u>145,917</u>
City manager:				
Employee compensation	1,051,949	1,051,949	1,000,292	51,657
Other	1,231,704	1,231,704	1,031,836	199,868
Total city manager	<u>2,283,653</u>	<u>2,283,653</u>	<u>2,032,128</u>	<u>251,525</u>
Finance:				
Employee compensation	766,950	789,450	763,217	26,233
Other	2,034,816	2,034,816	1,577,902	456,914
Total finance	<u>2,801,766</u>	<u>2,824,266</u>	<u>2,341,119</u>	<u>483,147</u>
Legal:				
Employee compensation	330,182	330,182	329,740	442
Other	329,367	329,367	169,997	159,370
Total legal	<u>659,549</u>	<u>659,549</u>	<u>499,737</u>	<u>159,812</u>
Other	<u>1,704,000</u>	<u>768,195</u>	<u>536,408</u>	<u>231,787</u>
Total general government	<u>9,279,029</u>	<u>8,404,624</u>	<u>7,040,692</u>	<u>1,363,932</u>

Continued

CITY OF MENTOR, OHIO
GENERAL FUND
SCHEDULE OF REVENUES AND EXPENDITURES - BUDGET AND ACTUAL
(NON-GAAP BUDGETARY BASIS)
Year Ended December 31, 2009

	<u>Original Budget</u>	<u>Final Budget</u>	<u>Actual</u>	<u>Variance - Positive (Negative)</u>
POLICE:				
Employee compensation	\$ 8,486,520	\$ 8,486,519	\$ 8,141,396	\$ 345,123
Other	<u>4,015,366</u>	<u>4,102,005</u>	<u>3,704,699</u>	<u>397,306</u>
Total police	<u>12,501,886</u>	<u>12,588,524</u>	<u>11,846,095</u>	<u>742,429</u>
FIRE:				
Employee compensation	6,269,727	6,409,727	6,246,229	163,498
Other	<u>3,423,651</u>	<u>3,423,651</u>	<u>3,229,757</u>	<u>193,894</u>
Total fire	<u>9,693,378</u>	<u>9,833,378</u>	<u>9,475,986</u>	<u>357,392</u>
STREETS AND HIGHWAYS:				
Employee compensation	3,567,668	3,567,668	3,209,739	357,929
Other	<u>5,218,092</u>	<u>5,218,092</u>	<u>4,476,299</u>	<u>741,793</u>
Total streets and highways	<u>8,785,760</u>	<u>8,785,760</u>	<u>7,686,038</u>	<u>1,099,722</u>
PARKS, RECREATION AND PUBLIC FACILITIES:				
Employee compensation	3,177,879	3,177,879	2,950,429	227,450
Other	<u>3,999,036</u>	<u>4,217,635</u>	<u>3,806,423</u>	<u>411,212</u>
Total parks, recreation and public facilities	<u>7,176,915</u>	<u>7,395,514</u>	<u>6,756,852</u>	<u>638,662</u>
ECONOMIC AND COMMUNITY DEVELOPMENT:				
Employee compensation	541,997	541,997	523,957	18,040
Other	<u>1,047,601</u>	<u>1,047,601</u>	<u>833,434</u>	<u>214,167</u>
Total economic and community development	<u>1,589,598</u>	<u>1,589,598</u>	<u>1,357,391</u>	<u>232,207</u>
ENGINEERING AND BUILDING				
Employee compensation	1,375,218	1,413,452	1,408,044	5,408
Other	<u>923,603</u>	<u>892,503</u>	<u>707,323</u>	<u>185,180</u>
Total engineering and building	<u>2,298,821</u>	<u>2,305,955</u>	<u>2,115,367</u>	<u>190,588</u>
Total expenditures	<u>51,325,387</u>	<u>50,903,353</u>	<u>46,278,421</u>	<u>4,624,932</u>
Excess (deficiency) of revenues over expenditures	(5,066,987)	(4,644,953)	(796,521)	3,848,432
OTHER FINANCING SOURCES (USES):				
Advances in	1,900,000	1,900,000	2,064,238	164,238
Advances out	(250,000)	(1,351,696)	(1,351,696)	-
Transfers out	<u>(250,000)</u>	<u>(86,805)</u>	<u>(86,768)</u>	<u>37</u>
Total other financing sources (uses)	<u>1,400,000</u>	<u>461,499</u>	<u>625,774</u>	<u>164,275</u>
Excess (deficiency) of revenues and other sources over expenditures and other uses	(3,666,987)	(4,183,454)	(170,747)	4,012,707
Adjustment for prior year encumbrances	988,426	988,426	988,426	-
FUND BALANCES, BEGINNING OF YEAR	<u>10,849,156</u>	<u>10,849,156</u>	<u>10,849,156</u>	<u>-</u>
FUND BALANCES, END OF YEAR	<u>\$ 8,170,595</u>	<u>\$ 7,654,128</u>	<u>\$ 11,666,835</u>	<u>\$ 4,012,707</u>

CITY OF MENTOR, OHIO
SPECIAL ASSESSMENT BOND RETIREMENT FUND
SCHEDULE OF REVENUES AND EXPENDITURES - BUDGET AND ACTUAL
(NON-GAAP BUDGETARY BASIS)
Year Ended December 31, 2009

	<u>Final Budget</u>	<u>Actual</u>	<u>Variance - Positive (Negative)</u>
REVENUES:			
Investment income	\$ -	\$ 1,428	\$ 1,428
Special assessments	<u>1,492,916</u>	<u>1,266,401</u>	<u>(226,515)</u>
Total revenues	<u>1,492,916</u>	<u>1,267,829</u>	<u>(225,087)</u>
EXPENDITURES:			
Debt service:			
Principal retirement	767,481	762,481	5,000
Interest and other charges	<u>718,235</u>	<u>680,206</u>	<u>38,029</u>
Total expenditures	<u>1,485,716</u>	<u>1,442,687</u>	<u>43,029</u>
Excess (deficiency) of revenues over expenditures	7,200	(174,858)	(182,058)
OTHER FINANCING SOURCES (USES):			
Bond premium	-	1,961	1,961
Transfers in	<u>-</u>	<u>1,949</u>	<u>1,949</u>
Total other financing sources (uses)	<u>-</u>	<u>3,910</u>	<u>3,910</u>
Excess (deficiency) of revenues and other sources over expenditures and other uses	7,200	(170,948)	(178,148)
FUND BALANCES, BEGINNING OF YEAR	<u>250,677</u>	<u>250,677</u>	<u>-</u>
FUND BALANCES, END OF YEAR	<u>\$ 257,877</u>	<u>\$ 79,729</u>	<u>\$ (178,148)</u>

CITY OF MENTOR, OHIO

NONMAJOR GOVERNMENTAL FUNDS

SPECIAL REVENUE FUNDS

Special revenue funds are used to account for specific revenues that are legally restricted to expenditures for particular purposes. The City's special revenue funds are described below:

Street Fund	Required by the Ohio Revised Code to account for that portion of the motor vehicle registration fees and state gasoline tax designated for the construction, maintenance, and repairs of streets and highways.
TIF Fund	To account for the monies received through tax increment financing to finance the construction of public infrastructure improvements which will benefit new commercial and industrial development.
Police Pension Fund	To accumulate property taxes levied toward partial payment of the current liability for police disability and pension benefits.
Fire Pension Fund	To accumulate property taxes levied toward partial payment of the current liability for fire fighters' disability and pension benefits.
Fire Levy Fund	To accumulate property taxes levied for the purpose of providing and maintaining fire equipment and for the payment of salaries and expenses of permanent and part-time firefighters.
Senior Citizens Services Levy Fund	To account for property taxes levied by Lake and distributed to the City for the purpose of providing funding for senior citizen projects and operating costs of the City's Senior Citizens Center.
Community Recreation Facilities Fund	To provide funds for debt service relating to recreational facilities.
Cemetery Fund	To account for monies received from the sale of cemetery lots and designated for the enlargement, improvement, embellishment, and care of cemetery grounds.
Economic Development Fund	To account for monies paid to the City in conjunction with the Mentor Economic Assistance Corporation, as certified by the Small Business Administration.
Subdivision Street Tree Fund	To accumulate subdivision fees to be used for planting trees to beautify the City.
Street Lighting Fund	To accumulate street lighting assessment revenues levied for payment of current street lighting operating costs.
Court Computer Fund	To accumulate fees collected for computerization of the Mentor Municipal Court.

SPECIAL REVENUE FUNDS (Continued)

Court Special Projects Fund	To accumulate filing fees collected for special projects of the Mentor Municipal Court.
Enforcement and Education Fund	To account for fines received from the Mentor Municipal Court to be used by the Mentor Police Department to cover costs incurred in enforcing DUI laws and educating the public regarding such laws.
Court Probation Services Fund	To accumulate probation fees collected for the operation of Mentor Municipal Court's Probation Department.
Indigent Driver Alcohol Treatment Fund	To account for fines and fees received from the Mentor Municipal Court and the Ohio Department of Alcohol and Drug Addiction Services for the purpose of providing indigent drivers with alcohol and/or drug treatment.
Indigent Driver Alcohol Monitoring Fund	To account for fines and fees received from the Mentor Municipal Court and the Ohio Department of Alcohol and Drug Addiction Services for the purpose of providing indigent drivers with alcohol and/or drug monitoring devices.
Law Enforcement Trust Fund	To account for monies received from the seizure and sale of contraband and property used in criminal activity.
Police Canine Fund	To account for monies received from the Ortrud Higgins Trust for the Police Department's canine unit.
Seat Belt Grant Fund	To account for monies received from the Ohio Department of Highway Safety for the encouragement of seat belt use.
ARRA JAG Grant 09-13 Fund	To account for monies received as part of the Federal Recovery Act/Stimulus Program to provide for police overtime and equipment.
VOCA Victims Assistance Grant 08-09 Fund	To account for monies received from the Crime Victims Assistance Office to assist victims of crime.
VOCA Victims Assistance Grant 09-10 Fund	To account for monies received from the Crime Victims Assistance Office to assist victims of crime.
Community Development Block Grant 01-02 Fund	To account for monies received from the U.S. Department of Housing and Urban Development for various community development block grant programs. 2009 Activity attributed to advance repayment.
Community Development Block Grant 06-07 Fund	To account for monies received from the U.S. Department of Housing and Urban Development for various community development block grant programs.

SPECIAL REVENUE FUNDS (Continued)

Community Development Block Grant 07-08 Fund	To account for monies received from the U.S. Department of Housing and Urban Development for various community development block grant programs.
Community Development Block Grant 08-09 Fund	To account for monies received from the U.S. Department of Housing and Urban Development for various community development block grant programs.
Forfeited Property—U.S. Department of Justice Fund	To account for shared federally forfeited property proceeds received from the U.S. Department of Justice.
COPS Secure Our Schools Grant-2006 Fund	To account for monies received from the U.S. Department of Justice for the security at Mentor High School.
COPS Secure Our Schools Grant-2007 Fund	To account for monies received from the U.S. Department of Justice for the security at Mentor High School.
Council Donation Fund	To account for donations from various sources and individuals to be used to support specific purposes or programs provided by City Council.
Police Donation Fund	To account for donations from various sources and individuals to be used to support specific purposes or programs provided by the Police Department.
Fire Donation Fund	To account for donations from various sources and individuals to be used to support specific purposes or programs provided by the Fire Department.
Senior Citizens Donation Fund	To account for donations from various sources and individuals to be used to support specific purposes provided by the Mentor Senior Citizens Center.
Cultural Donation Fund	To account for donations from various sources and individuals to be used to support specific purposes or programs provided by the Wildwood Cultural Center.
Beautification Donation Fund	To account for donations from various sources and individuals to be used to support specific purposes or programs provided by the City of Mentor's Beautification Commission.
IBIM Festival Fund	To account for revenue received from the It's Better in Mentor Festival to cover the cost of operating the festival.

DEBT SERVICE FUNDS

General Obligation Bond Retirement Fund

To accumulate property taxes levied toward of outstanding general obligation debt.

CAPITAL PROJECT FUNDS

Heisley Road Improvement – Phase II

To account for the financing of the widening and resurfacing of Heisley Road to four lanes between SR2 and Hendricks Road.

Center Street Fund

To account for the financing of the widening of Center Street near Prospect Street, along with the addition of a left turn lane.

Plaza Boulevard Extension Fund

To account for the financing of the extension of Plaza Boulevard between Mentor Avenue and St. Clair Avenue.

Municipal Court Expansion Fund

To account for the financing of the space expansion and renovation of the Mentor Municipal Court.

Police Renovation and Expansion Fund

To account for the financing of the space expansion and renovation of the Police Department.

US20 Resurfacing Fund

To account for the financing of the resurfacing of US20 – Mentor Avenue from the West Corporation line to Hopkins Road.

Market Street/Bellflower Concrete Repair Fund

To account for the financing of the reconstruction of damaged pavement along Bellflower Road and Market Street.

Kellogg Creek/King Memorial Culvert Improvement Fund

To account for the financing of the improvement to the Kellogg Creek/King Memorial Culvert.

ODNR Lagoons Fund

To account for monies received from ODNR for Lagoons shoreline protection maintenance and bulkhead repairs.

Heisley Road Improvement – Phase III Fund

To account for the financing of the widening of Heisley Road to four through lanes between Jackson Street and Mentor Avenue.

CITY OF MENTOR, OHIO
COMBINING BALANCE SHEET
NONMAJOR GOVERNMENTAL FUNDS
At December 31, 2009

Special Revenue Funds

	Street	TIF	Police Pension	Fire Pension
ASSETS				
Cash and investments	\$ 937,386	\$ 232,416	\$ -	\$ -
Receivables, net	-	-	427,402	427,402
Due from other governments	1,112,246	-	91,684	91,684
TOTAL ASSETS	\$ 2,049,632	\$ 232,416	\$ 519,086	\$ 519,086
LIABILITIES				
Accounts payable	\$ 4,139	\$ -	\$ -	\$ -
Due to other funds	-	-	-	-
Deferred revenue	717,658	-	519,086	519,086
Total liabilities	721,797	-	519,086	519,086
FUND BALANCES				
Reserved for:				
Debt Service	-	-	-	-
Encumbrances	189,222	-	-	-
Unreserved, undesignated	1,138,613	232,416	-	-
Total fund balances	1,327,835	232,416	-	-
TOTAL LIABILITIES AND FUND BALANCES	\$ 2,049,632	\$ 232,416	\$ 519,086	\$ 519,086

Continued

CITY OF MENTOR, OHIO
COMBINING BALANCE SHEET
NONMAJOR GOVERNMENTAL FUNDS
At December 31, 2009

	Special Revenue Funds			
	Fire Levy	Senior Citizens Services Levy	Community Recreation Facilities	Cemetery
ASSETS				
Cash and investments	\$ -	\$ 449,969	\$ 114,589	\$ 433,415
Receivables, net	1,071,145	-	36,990	-
Due from other governments	322,701	2,501	-	-
TOTAL ASSETS	<u>\$ 1,393,846</u>	<u>\$ 452,470</u>	<u>\$ 151,579</u>	<u>\$ 433,415</u>
LIABILITIES				
Accounts payable	\$ -	\$ 4,700	\$ -	\$ -
Due to other funds	-	-	-	-
Deferred revenue	1,393,846	-	27	-
Total liabilities	<u>1,393,846</u>	<u>4,700</u>	<u>27</u>	<u>-</u>
FUND BALANCES				
Reserved for:				
Debt Service	-	-	-	-
Encumbrances	-	32,825	-	24,999
Unreserved, undesignated	-	414,945	151,552	408,416
Total fund balances	<u>-</u>	<u>447,770</u>	<u>151,552</u>	<u>433,415</u>
TOTAL LIABILITIES AND FUND BALANCES	<u>\$ 1,393,846</u>	<u>\$ 452,470</u>	<u>\$ 151,579</u>	<u>\$ 433,415</u>

Continued

CITY OF MENTOR, OHIO
COMBINING BALANCE SHEET
NONMAJOR GOVERNMENTAL FUNDS
At December 31, 2009

Special Revenue Funds

	<u>Economic Development</u>	<u>Subdivision Street Tree</u>	<u>Street Lighting</u>	<u>Court Computer</u>
ASSETS				
Cash and investments	\$ 56,969	\$ 19,810	\$ 757,166	\$ 145,721
Receivables, net	-	-	30,336	6,670
Due from other governments	-	-	-	-
TOTAL ASSETS	<u>\$ 56,969</u>	<u>\$ 19,810</u>	<u>\$ 787,502</u>	<u>\$ 152,391</u>
LIABILITIES				
Accounts payable	\$ 2,875	\$ -	\$ -	\$ -
Due to other funds	-	-	-	-
Deferred revenue	-	-	30,336	-
Total liabilities	<u>2,875</u>	<u>-</u>	<u>30,336</u>	<u>-</u>
FUND BALANCES				
Reserved for:				
Debt Service	-	-	-	-
Encumbrances	1,095	300	77,252	5,555
Unreserved, undesignated	52,999	19,510	679,914	146,836
Total fund balances	<u>54,094</u>	<u>19,810</u>	<u>757,166</u>	<u>152,391</u>
TOTAL LIABILITIES AND FUND BALANCES	<u>\$ 56,969</u>	<u>\$ 19,810</u>	<u>\$ 787,502</u>	<u>\$ 152,391</u>

Continued

CITY OF MENTOR, OHIO
COMBINING BALANCE SHEET
NONMAJOR GOVERNMENTAL FUNDS
At December 31, 2009

Special Revenue Funds

	Court Special Projects	Enforcement & Education	Court Probation Services	Indigent Driver Alcohol Treatment
ASSETS				
Cash and investments	\$ 97,784	\$ 23,746	\$ 36,783	\$ 18,978
Receivables, net	13,292	404	10,870	1,024
Due from other governments	-	-	-	6,000
TOTAL ASSETS	\$ 111,076	\$ 24,150	\$ 47,653	\$ 26,002
LIABILITIES				
Accounts payable	\$ -	\$ -	\$ -	\$ 2,407
Due to other funds	-	-	-	-
Deferred revenue	-	-	-	6,000
Total liabilities	-	-	-	8,407
FUND BALANCES				
Reserved for:				
Debt Service	-	-	-	-
Encumbrances	4,708	-	82	-
Unreserved, undesignated	106,368	24,150	47,571	17,595
Total fund balances	111,076	24,150	47,653	17,595
TOTAL LIABILITIES AND FUND BALANCES	\$ 111,076	\$ 24,150	\$ 47,653	\$ 26,002

Continued

CITY OF MENTOR, OHIO
COMBINING BALANCE SHEET
NONMAJOR GOVERNMENTAL FUNDS
At December 31, 2009

	Special Revenue Funds			
	Indigent Driver Alcohol Monitoring	Law Enforcement Trust	Police Canine	Seat Belt Grant
ASSETS				
Cash and investments	\$ 23,196	\$ 31,367	\$ 31,294	\$ 7,390
Receivables, net	2,025	270	-	-
Due from other governments	-	-	-	-
TOTAL ASSETS	<u>\$ 25,221</u>	<u>\$ 31,637</u>	<u>\$ 31,294</u>	<u>\$ 7,390</u>
LIABILITIES				
Accounts payable	\$ -	\$ -	\$ -	\$ -
Due to other funds	-	-	-	-
Deferred revenue	-	-	-	-
Total liabilities	<u>-</u>	<u>-</u>	<u>-</u>	<u>-</u>
FUND BALANCES				
Reserved for:				
Debt Service	-	-	-	-
Encumbrances	-	1,287	-	-
Unreserved, undesignated	25,221	30,350	31,294	7,390
Total fund balances	<u>25,221</u>	<u>31,637</u>	<u>31,294</u>	<u>7,390</u>
TOTAL LIABILITIES AND FUND BALANCES	<u>\$ 25,221</u>	<u>\$ 31,637</u>	<u>\$ 31,294</u>	<u>\$ 7,390</u>

Continued

**CITY OF MENTOR, OHIO
 COMBINING BALANCE SHEET
 NONMAJOR GOVERNMENTAL FUNDS
 At December 31, 2009**

Special Revenue Funds

	ARRA JAG Grant 09-13	VOCA Victims Assistance Grant 08-09	VOCA Victims Assistance Grant 09-10
ASSETS			
Cash and investments	\$ 19,156	\$ -	\$ 780
Receivables, net	-	-	-
Due from other governments	12,000	-	-
TOTAL ASSETS	\$ 31,156	\$ -	\$ 780
LIABILITIES			
Accounts payable	\$ -	\$ -	\$ -
Due to other funds	31,156	-	-
Deferred revenue	-	-	-
Total liabilities	31,156	-	-
FUND BALANCES			
Reserved for:			
Debt Service	-	-	-
Encumbrances	-	-	-
Unreserved, undesignated	-	-	780
Total fund balances	-	-	780
TOTAL LIABILITIES AND FUND BALANCES	\$ 31,156	\$ -	\$ 780

Continued

CITY OF MENTOR, OHIO
COMBINING BALANCE SHEET
NONMAJOR GOVERNMENTAL FUNDS
At December 31, 2009

	Special Revenue Funds			
	Community Development Block Grant 06-07	Community Development Block Grant 07-08	Community Development Block Grant 08-09	Forfeited Property - U.S. Department of Justice
ASSETS				
Cash and investments	\$ -	\$ 1,147	\$ 180,216	\$ 1,536
Receivables, net	-	-	-	-
Due from other governments	-	-	-	6,578
TOTAL ASSETS	\$ -	\$ 1,147	\$ 180,216	\$ 8,114
LIABILITIES				
Accounts payable	\$ -	\$ -	\$ 18,045	\$ -
Due to other funds	-	15,000	176,210	-
Deferred revenue	-	-	-	-
Total liabilities	-	15,000	194,255	-
FUND BALANCES				
Reserved for:				
Debt Service	-	-	-	-
Encumbrances	-	1,002	65,708	-
Unreserved, undesignated	-	(14,855)	(79,747)	8,114
Total fund balances	-	(13,853)	(14,039)	8,114
TOTAL LIABILITIES AND FUND BALANCES	\$ -	\$ 1,147	\$ 180,216	\$ 8,114

Continued

CITY OF MENTOR, OHIO
COMBINING BALANCE SHEET
NONMAJOR GOVERNMENTAL FUNDS
At December 31, 2009

Special Revenue Funds

	COPS Secure Our Schools Grant-2006	COPS Secure Our Schools Grant-2007	Council Donation	Police Donation
ASSETS				
Cash and investments	\$ -	\$ 314	\$ 1,796	\$ 57,219
Receivables, net	-	-	-	-
Due from other governments	-	1,147	-	-
TOTAL ASSETS	\$ -	\$ 1,461	\$ 1,796	\$ 57,219
LIABILITIES				
Accounts payable	\$ -	\$ -	\$ -	\$ -
Due to other funds	-	7,000	-	-
Deferred revenue	-	-	-	-
Total liabilities	-	7,000	-	-
FUND BALANCES				
Reserved for:				
Debt Service	-	-	-	-
Encumbrances	-	-	-	49,030
Unreserved, undesignated	-	(5,539)	1,796	8,189
Total fund balances	-	(5,539)	1,796	57,219
TOTAL LIABILITIES AND FUND BALANCES	\$ -	\$ 1,461	\$ 1,796	\$ 57,219

Continued

CITY OF MENTOR, OHIO
COMBINING BALANCE SHEET
NONMAJOR GOVERNMENTAL FUNDS
At December 31, 2009

	Special Revenue Funds			
	<u>Fire Donation</u>	<u>Senior Citizens Donation</u>	<u>Cultural Donation</u>	<u>Beautification Donation</u>
ASSETS				
Cash and investments	\$ 10,628	\$ 17,211	\$ 86,823	\$ 2,450
Receivables, net	-	-	-	-
Due from other governments	-	-	-	-
TOTAL ASSETS	<u><u>\$ 10,628</u></u>	<u><u>\$ 17,211</u></u>	<u><u>\$ 86,823</u></u>	<u><u>\$ 2,450</u></u>
LIABILITIES				
Accounts payable	\$ -	\$ -	\$ -	\$ -
Due to other funds	-	-	-	-
Deferred revenue	-	-	-	-
Total liabilities	<u>-</u>	<u>-</u>	<u>-</u>	<u>-</u>
FUND BALANCES				
Reserved for:				
Debt Service	-	-	-	-
Encumbrances	-	200	426	152
Unreserved, undesignated	10,628	17,011	86,397	2,298
Total fund balances	<u>10,628</u>	<u>17,211</u>	<u>86,823</u>	<u>2,450</u>
TOTAL LIABILITIES AND FUND BALANCES	<u><u>\$ 10,628</u></u>	<u><u>\$ 17,211</u></u>	<u><u>\$ 86,823</u></u>	<u><u>\$ 2,450</u></u>

Continued

CITY OF MENTOR, OHIO
COMBINING BALANCE SHEET
NONMAJOR GOVERNMENTAL FUNDS
At December 31, 2009

	<u>Special Revenue Funds</u>		<u>Debt Service Fund</u>
	<u>IBIM Festival</u>	<u>Total Special Revenue Funds</u>	<u>General Obligation Bond Retirement</u>
ASSETS			
Cash and investments	\$ 18,510	\$ 3,815,765	\$ 1,521,782
Receivables, net	-	2,027,830	1,994,553
Due from other governments	-	1,646,541	264,192
TOTAL ASSETS	<u>\$ 18,510</u>	<u>\$ 7,490,136</u>	<u>\$ 3,780,527</u>
LIABILITIES			
Accounts payable	\$ -	\$ 32,166	\$ -
Due to other funds	-	229,366	-
Deferred revenue	-	3,186,039	2,258,745
Total liabilities	<u>-</u>	<u>3,447,571</u>	<u>2,258,745</u>
FUND BALANCES			
Reserved for:			
Debt Service	-	-	1,521,782
Encumbrances	1,180	455,023	-
Unreserved, undesignated	17,330	3,587,542	-
Total fund balances	<u>18,510</u>	<u>4,042,565</u>	<u>1,521,782</u>
TOTAL LIABILITIES AND FUND BALANCES	<u>\$ 18,510</u>	<u>\$ 7,490,136</u>	<u>\$ 3,780,527</u>

Continued

CITY OF MENTOR, OHIO
COMBINING BALANCE SHEET
NONMAJOR GOVERNMENTAL FUNDS
At December 31, 2009

	Capital Project Funds			
	Heisley Road Improvement - Phase II	Center Street	Plaza Boulevard Extension	Municipal Court Expansion
ASSETS				
Cash and investments	\$ -	\$ -	\$ 142,533	\$ -
Receivables, net	-	-	-	-
Due from other governments	-	-	-	-
TOTAL ASSETS	\$ -	\$ -	\$ 142,533	\$ -
LIABILITIES				
Accounts payable	\$ -	\$ -	\$ 30,787	\$ -
Due to other funds	-	-	104,000	-
Deferred revenue	-	-	-	-
Total liabilities	-	-	134,787	-
FUND BALANCES				
Reserved for:				
Debt Service	-	-	-	-
Encumbrances	-	-	109,404	-
Unreserved, undesignated	-	-	(101,658)	-
Total fund balances	-	-	7,746	-
TOTAL LIABILITIES AND FUND BALANCES	\$ -	\$ -	\$ 142,533	\$ -

Continued

CITY OF MENTOR, OHIO
COMBINING BALANCE SHEET
NONMAJOR GOVERNMENTAL FUNDS
At December 31, 2009

	Capital Project Funds			
	Police Renovation & Expansion	US20 Resurfacing	Market Street/ Bellflower Concrete Repair	Kellogg Creek/ King Memorial Culvert Impr
ASSETS				
Cash and investments	\$ 70,694	\$ 16,728	\$ 28,954	\$ -
Receivables, net	-	-	-	-
Due from other governments	-	-	-	-
TOTAL ASSETS	<u>\$ 70,694</u>	<u>\$ 16,728</u>	<u>\$ 28,954</u>	<u>\$ -</u>
LIABILITIES				
Accounts payable	\$ -	\$ -	\$ -	\$ -
Due to other funds	100,000	20,000	250,000	-
Deferred revenue	-	-	-	-
Total liabilities	<u>100,000</u>	<u>20,000</u>	<u>250,000</u>	<u>-</u>
FUND BALANCES				
Reserved for:				
Debt Service	-	-	-	-
Encumbrances	70,694	-	-	-
Unreserved, undesignated	(100,000)	(3,272)	(221,046)	-
Total fund balances	<u>(29,306)</u>	<u>(3,272)</u>	<u>(221,046)</u>	<u>-</u>
TOTAL LIABILITIES AND FUND BALANCES	<u>\$ 70,694</u>	<u>\$ 16,728</u>	<u>\$ 28,954</u>	<u>\$ -</u>

Continued

CITY OF MENTOR, OHIO
COMBINING BALANCE SHEET
NONMAJOR GOVERNMENTAL FUNDS
At December 31, 2009

	Capital Project Funds			
	ODNR Lagoons	Heisley Road Improvement- Phase III	Total Capital Project Funds	Total All Nonmajor Funds
ASSETS				
Cash and investments	\$ 176,838	\$ 110,276	\$ 546,023	\$ 5,883,570
Receivables, net	-	-	-	4,022,383
Due from other governments	-	-	-	1,910,733
TOTAL ASSETS	<u>\$ 176,838</u>	<u>\$ 110,276</u>	<u>\$ 546,023</u>	<u>\$ 11,816,686</u>
LIABILITIES				
Accounts payable	\$ 1,903	\$ 12,760	\$ 45,450	\$ 77,616
Due to other funds	264,000	200,000	938,000	1,167,366
Deferred revenue	-	-	-	5,444,784
Total liabilities	<u>265,903</u>	<u>212,760</u>	<u>983,450</u>	<u>6,689,766</u>
FUND BALANCES				
Reserved for:				
Debt Service	-	-	-	1,521,782
Encumbrances	697	97,516	278,311	733,334
Unreserved, undesignated	(89,762)	(200,000)	(715,738)	2,871,804
Total fund balances	<u>(89,065)</u>	<u>(102,484)</u>	<u>(437,427)</u>	<u>5,126,920</u>
TOTAL LIABILITIES AND FUND BALANCES	<u>\$ 176,838</u>	<u>\$ 110,276</u>	<u>\$ 546,023</u>	<u>\$ 11,816,686</u>

CITY OF MENTOR, OHIO
COMBINING STATEMENT OF REVENUES, EXPENDITURES
AND CHANGES IN FUND BALANCES
NONMAJOR GOVERNMENTAL FUNDS
For the Year Ended December 31, 2009

	<u>Special Revenue Funds</u>			
	Street	TIF	Police Pension	Fire Pension
REVENUES				
Property taxes	\$ -	\$ -	\$ 475,412	\$ 475,412
Other local taxes	-	-	-	-
PILOT	-	232,416	-	-
Intergovernmental	2,563,304	-	54,349	54,349
Charges for services	-	-	-	-
Fines and forfeitures	-	-	-	-
Licenses, permits, and inspections	-	-	-	-
Special assessments	-	-	-	-
Investment income	18,587	-	-	-
Donations and other	-	-	-	-
Total revenues	<u>2,581,891</u>	<u>232,416</u>	<u>529,761</u>	<u>529,761</u>
EXPENDITURES				
Current:				
General government	-	-	-	-
Police	-	-	529,761	-
Fire	-	-	-	529,761
Streets and highways	1,910,415	-	-	-
Parks, recreation and public facilities	-	-	-	-
Economic and community development	-	-	-	-
Engineering and building	11,605	-	-	-
Capital outlay	462,195	-	-	-
Debt service:				
Principal retirement	-	-	-	-
Interest and other expenditures	-	-	-	-
Total expenditures	<u>2,384,215</u>	<u>-</u>	<u>529,761</u>	<u>529,761</u>
Excess (deficiency) of revenues over (under) expenditures	197,676	232,416	-	-
OTHER FINANCING SOURCES (USES)				
Bonds issued	-	-	-	-
Premium on bonds	-	-	-	-
OPWC loans issued	-	-	-	-
Transfers in	-	-	-	-
Transfers out	-	-	-	-
Total other financing sources (uses)	<u>-</u>	<u>-</u>	<u>-</u>	<u>-</u>
NET CHANGE IN FUND BALANCES	197,676	232,416	-	-
FUND BALANCES AT BEGINNING OF YEAR	1,130,159	-	-	-
FUND BALANCES AT END OF YEAR	<u>\$ 1,327,835</u>	<u>\$ 232,416</u>	<u>\$ -</u>	<u>\$ -</u>

Continued

CITY OF MENTOR, OHIO
COMBINING STATEMENT OF REVENUES, EXPENDITURES
AND CHANGES IN FUND BALANCES
NONMAJOR GOVERNMENTAL FUNDS
For the Year Ended December 31, 2009

	Special Revenue Funds			
	Fire Levy	Senior Citizens Services Levy	Community Recreation Facilities	Cemetery
REVENUES				
Property taxes	\$ 1,214,811	\$ -	\$ -	\$ -
Other local taxes	-	-	443,137	-
PILOT	-	-	-	-
Intergovernmental	113,988	184,667	-	-
Charges for services	-	-	-	39,870
Fines and forfeitures	-	-	-	-
Licenses, permits, and inspections	-	-	-	-
Special assessments	-	-	-	-
Investment income	-	-	-	-
Donations and other	-	-	-	-
Total revenues	<u>1,328,799</u>	<u>184,667</u>	<u>443,137</u>	<u>39,870</u>
EXPENDITURES				
Current:				
General government	-	-	-	-
Police	-	-	-	-
Fire	1,328,799	-	-	-
Streets and highways	-	-	-	-
Parks, recreation and public facilities	-	150,001	-	21,105
Economic and community development	-	-	-	-
Engineering and building	-	-	-	-
Capital outlay	-	15,817	-	46,031
Debt service:				
Principal retirement	-	-	-	-
Interest and other expenditures	-	-	-	-
Total expenditures	<u>1,328,799</u>	<u>165,818</u>	<u>-</u>	<u>67,136</u>
Excess (deficiency) of revenues over (under) expenditures	-	18,849	443,137	(27,266)
OTHER FINANCING SOURCES (USES)				
Bonds issued	-	-	-	-
Premium on bonds	-	-	-	-
OPWC loans issued	-	-	-	-
Transfers in	-	-	-	-
Transfers out	-	-	(400,000)	-
Total other financing sources (uses)	<u>-</u>	<u>-</u>	<u>(400,000)</u>	<u>-</u>
NET CHANGE IN FUND BALANCES	-	18,849	43,137	(27,266)
FUND BALANCES AT BEGINNING OF YEAR	-	428,921	108,415	460,681
FUND BALANCES AT END OF YEAR	<u>\$ -</u>	<u>\$ 447,770</u>	<u>\$ 151,552</u>	<u>\$ 433,415</u>

Continued

CITY OF MENTOR, OHIO
COMBINING STATEMENT OF REVENUES, EXPENDITURES
AND CHANGES IN FUND BALANCES
NONMAJOR GOVERNMENTAL FUNDS
For the Year Ended December 31, 2009

	Special Revenue Funds			
	Economic Development	Subdivision Street Tree	Street Lighting	Court Computer
REVENUES				
Property taxes	\$ -	\$ -	\$ -	\$ -
Other local taxes	-	-	-	-
PILOT	-	-	-	-
Intergovernmental	-	-	-	-
Charges for services	13,335	-	-	-
Fines and forfeitures	-	-	-	89,749
Licenses, permits, and inspections	-	2,960	-	-
Special assessments	-	-	1,048,322	-
Investment income	-	-	-	-
Donations and other	-	-	-	-
Total revenues	<u>13,335</u>	<u>2,960</u>	<u>1,048,322</u>	<u>89,749</u>
EXPENDITURES				
Current:				
General government	-	-	-	69,112
Police	-	-	-	-
Fire	-	-	-	-
Streets and highways	-	-	955,231	-
Parks, recreation and public facilities	-	34,530	-	-
Economic and community development	16,581	-	-	-
Engineering and building	-	-	-	-
Capital outlay	-	-	-	-
Debt service:				
Principal retirement	-	-	-	-
Interest and other expenditures	-	-	-	-
Total expenditures	<u>16,581</u>	<u>34,530</u>	<u>955,231</u>	<u>69,112</u>
Excess (deficiency) of revenues over (under) expenditures	(3,246)	(31,570)	93,091	20,637
OTHER FINANCING SOURCES (USES)				
Bonds issued	-	-	-	-
Premium on bonds	-	-	-	-
OPWC loans issued	-	-	-	-
Transfers in	-	-	-	-
Transfers out	-	-	-	-
Total other financing sources (uses)	<u>-</u>	<u>-</u>	<u>-</u>	<u>-</u>
NET CHANGE IN FUND BALANCES	(3,246)	(31,570)	93,091	20,637
FUND BALANCES AT BEGINNING OF YEAR	57,340	51,380	664,075	131,754
FUND BALANCES AT END OF YEAR	<u>\$ 54,094</u>	<u>\$ 19,810</u>	<u>\$ 757,166</u>	<u>\$ 152,391</u>

Continued

CITY OF MENTOR, OHIO
COMBINING STATEMENT OF REVENUES, EXPENDITURES
AND CHANGES IN FUND BALANCES
NONMAJOR GOVERNMENTAL FUNDS
For the Year Ended December 31, 2009

	Special Revenue Funds			
	Court Special Projects	Enforcement & Education	Court Probation Services	Indigent Driver Alcohol Treatment
REVENUES				
Property taxes	\$ -	\$ -	\$ -	\$ -
Other local taxes	-	-	-	-
PILOT	-	-	-	-
Intergovernmental	-	-	-	12,653
Charges for services	-	-	-	-
Fines and forfeitures	178,717	6,181	87,525	11,931
Licenses, permits, and inspections	-	-	-	-
Special assessments	-	-	-	-
Investment income	-	-	-	-
Donations and other	-	-	-	-
Total revenues	<u>178,717</u>	<u>6,181</u>	<u>87,525</u>	<u>24,584</u>
EXPENDITURES				
Current:				
General government	88,590	-	7,173	19,548
Police	-	11,863	-	-
Fire	-	-	-	-
Streets and highways	-	-	-	-
Parks, recreation and public facilities	-	-	-	-
Economic and community development	-	-	-	-
Engineering and building	-	-	-	-
Capital outlay	186,604	-	120,294	-
Debt service:				
Principal retirement	-	-	-	-
Interest and other expenditures	-	-	-	-
Total expenditures	<u>275,194</u>	<u>11,863</u>	<u>127,467</u>	<u>19,548</u>
Excess (deficiency) of revenues over (under) expenditures	(96,477)	(5,682)	(39,942)	5,036
OTHER FINANCING SOURCES (USES)				
Bonds issued	-	-	-	-
Premium on bonds	-	-	-	-
OPWC loans issued	-	-	-	-
Transfers in	-	-	-	-
Transfers out	-	-	-	-
Total other financing sources (uses)	<u>-</u>	<u>-</u>	<u>-</u>	<u>-</u>
NET CHANGE IN FUND BALANCES	(96,477)	(5,682)	(39,942)	5,036
FUND BALANCES AT BEGINNING OF YEAR	207,553	29,832	87,595	12,559
FUND BALANCES AT END OF YEAR	<u>\$ 111,076</u>	<u>\$ 24,150</u>	<u>\$ 47,653</u>	<u>\$ 17,595</u>

Continued

CITY OF MENTOR, OHIO
COMBINING STATEMENT OF REVENUES, EXPENDITURES
AND CHANGES IN FUND BALANCES
NONMAJOR GOVERNMENTAL FUNDS
For the Year Ended December 31, 2009

	Special Revenue Funds			
	Indigent Driver Alcohol Monitoring	Law Enforcement Trust	Police Canine	Seat Belt Grant
REVENUES				
Property taxes	\$ -	\$ -	\$ -	\$ -
Other local taxes	-	-	-	-
PILOT	-	-	-	-
Intergovernmental	-	-	-	2,588
Charges for services	-	-	-	-
Fines and forfeitures	23,574	3,035	-	-
Licenses, permits, and inspections	-	-	-	-
Special assessments	-	-	-	-
Investment income	-	-	-	-
Donations and other	-	-	-	-
Total revenues	<u>23,574</u>	<u>3,035</u>	<u>-</u>	<u>2,588</u>
EXPENDITURES				
Current:				
General government	1,344	-	-	-
Police	-	1,164	12,765	385
Fire	-	-	-	-
Streets and highways	-	-	-	-
Parks, recreation and public facilities	-	-	-	-
Economic and community development	-	-	-	-
Engineering and building	-	-	-	-
Capital outlay	-	4,900	-	-
Debt service:				
Principal retirement	-	-	-	-
Interest and other expenditures	-	-	-	-
Total expenditures	<u>1,344</u>	<u>6,064</u>	<u>12,765</u>	<u>385</u>
Excess (deficiency) of revenues over (under) expenditures	22,230	(3,029)	(12,765)	2,203
OTHER FINANCING SOURCES (USES)				
Bonds issued	-	-	-	-
Premium on bonds	-	-	-	-
OPWC loans issued	-	-	-	-
Transfers in	-	-	-	-
Transfers out	-	-	-	-
Total other financing sources (uses)	<u>-</u>	<u>-</u>	<u>-</u>	<u>-</u>
NET CHANGE IN FUND BALANCES	22,230	(3,029)	(12,765)	2,203
FUND BALANCES AT BEGINNING OF YEAR	2,991	34,666	44,059	5,187
FUND BALANCES AT END OF YEAR	<u>\$ 25,221</u>	<u>\$ 31,637</u>	<u>\$ 31,294</u>	<u>\$ 7,390</u>

Continued

CITY OF MENTOR, OHIO
COMBINING STATEMENT OF REVENUES, EXPENDITURES
AND CHANGES IN FUND BALANCES
NONMAJOR GOVERNMENTAL FUNDS
For the Year Ended December 31, 2009

	<u>Special Revenue Funds</u>		
	ARRA JAG Grant 09-13	VOCA Victims Assistance Grant 08-09	VOCA Victims Assistance Grant 09-10
REVENUES			
Property taxes	\$ -	\$ -	\$ -
Other local taxes	-	-	-
PILOT	-	-	-
Intergovernmental	13,671	2,129	780
Charges for services	-	-	-
Fines and forfeitures	-	-	-
Licenses, permits, and inspections	-	-	-
Special assessments	-	-	-
Investment income	-	-	-
Donations and other	-	-	-
Total revenues	<u>13,671</u>	<u>2,129</u>	<u>780</u>
EXPENDITURES			
Current:			
General government	-	-	-
Police	1,671	2,837	-
Fire	-	-	-
Streets and highways	-	-	-
Parks, recreation and public facilities	-	-	-
Economic and community development	-	-	-
Engineering and building	-	-	-
Capital outlay	12,000	-	-
Debt service:			
Principal retirement	-	-	-
Interest and other expenditures	-	-	-
Total expenditures	<u>13,671</u>	<u>2,837</u>	<u>-</u>
Excess (deficiency) of revenues over (under) expenditures	-	(708)	780
OTHER FINANCING SOURCES (USES)			
Bonds issued	-	-	-
Premium on bonds	-	-	-
OPWC loans issued	-	-	-
Transfers in	-	-	-
Transfers out	-	-	-
Total other financing sources (uses)	<u>-</u>	<u>-</u>	<u>-</u>
NET CHANGE IN FUND BALANCES	-	(708)	780
FUND BALANCES AT BEGINNING OF YEAR	-	708	-
FUND BALANCES AT END OF YEAR	<u>\$ -</u>	<u>\$ -</u>	<u>\$ 780</u>

Continued

CITY OF MENTOR, OHIO
COMBINING STATEMENT OF REVENUES, EXPENDITURES
AND CHANGES IN FUND BALANCES
NONMAJOR GOVERNMENTAL FUNDS
For the Year Ended December 31, 2009

	Special Revenue Funds			
	Community Development Block Grant 06-07	Community Development Block Grant 07-08	Community Development Block Grant 08-09	Forfeited Property - U.S. Department of Justice
REVENUES				
Property taxes	\$ -	\$ -	\$ -	\$ -
Other local taxes	-	-	-	-
PILOT	-	-	-	-
Intergovernmental	12,500	77,016	65,616	6,578
Charges for services	-	-	-	-
Fines and forfeitures	-	-	-	-
Licenses, permits, and inspections	-	-	-	-
Special assessments	-	-	-	-
Investment income	-	-	-	32
Donations and other	-	-	-	-
Total revenues	<u>12,500</u>	<u>77,016</u>	<u>65,616</u>	<u>6,610</u>
EXPENDITURES				
Current:				
General government	-	-	-	-
Police	-	-	-	-
Fire	-	-	-	-
Streets and highways	-	-	-	-
Parks, recreation and public facilities	-	-	-	-
Economic and community development	12,500	58,778	79,655	-
Engineering and building	-	-	-	-
Capital outlay	-	-	-	-
Debt service:				
Principal retirement	-	-	-	-
Interest and other expenditures	-	-	-	-
Total expenditures	<u>12,500</u>	<u>58,778</u>	<u>79,655</u>	<u>-</u>
Excess (deficiency) of revenues over (under) expenditures	-	18,238	(14,039)	6,610
OTHER FINANCING SOURCES (USES)				
Bonds issued	-	-	-	-
Premium on bonds	-	-	-	-
OPWC loans issued	-	-	-	-
Transfers in	-	-	-	-
Transfers out	-	-	-	-
Total other financing sources (uses)	<u>-</u>	<u>-</u>	<u>-</u>	<u>-</u>
NET CHANGE IN FUND BALANCES	-	18,238	(14,039)	6,610
FUND BALANCES AT BEGINNING OF YEAR	-	(32,091)	-	1,504
FUND BALANCES AT END OF YEAR	<u>\$ -</u>	<u>\$ (13,853)</u>	<u>\$ (14,039)</u>	<u>\$ 8,114</u>

Continued

CITY OF MENTOR, OHIO
COMBINING STATEMENT OF REVENUES, EXPENDITURES
AND CHANGES IN FUND BALANCES
NONMAJOR GOVERNMENTAL FUNDS
For the Year Ended December 31, 2009

	Special Revenue Funds			
	COPS Secure Our Schools Grant-2006	COPS Secure Our Schools Grant-2007	Council Donation	Police Donation
REVENUES				
Property taxes	\$ -	\$ -	\$ -	\$ -
Other local taxes	-	-	-	-
PILOT	-	-	-	-
Intergovernmental	-	1,161	-	-
Charges for services	-	-	-	-
Fines and forfeitures	-	-	-	-
Licenses, permits, and inspections	-	-	-	-
Special assessments	-	-	-	-
Investment income	-	-	-	-
Donations and other	-	-	-	21,895
Total revenues	<u>-</u>	<u>1,161</u>	<u>-</u>	<u>21,895</u>
EXPENDITURES				
Current:				
General government	-	-	-	-
Police	4,925	-	-	6,249
Fire	-	-	-	-
Streets and highways	-	-	-	-
Parks, recreation and public facilities	-	-	-	-
Economic and community development	-	-	-	-
Engineering and building	-	-	-	-
Capital outlay	-	-	-	15,000
Debt service:				
Principal retirement	-	-	-	-
Interest and other expenditures	-	-	-	-
Total expenditures	<u>4,925</u>	<u>-</u>	<u>-</u>	<u>21,249</u>
Excess (deficiency) of revenues over (under) expenditures	(4,925)	1,161	-	646
OTHER FINANCING SOURCES (USES)				
Bonds issued	-	-	-	-
Premium on bonds	-	-	-	-
OPWC loans issued	-	-	-	-
Transfers in	-	-	-	-
Transfers out	-	-	-	-
Total other financing sources (uses)	<u>-</u>	<u>-</u>	<u>-</u>	<u>-</u>
NET CHANGE IN FUND BALANCES	(4,925)	1,161	-	646
FUND BALANCES AT BEGINNING OF YEAR	4,925	(6,700)	1,796	56,573
FUND BALANCES AT END OF YEAR	<u>\$ -</u>	<u>\$ (5,539)</u>	<u>\$ 1,796</u>	<u>\$ 57,219</u>

Continued

CITY OF MENTOR, OHIO
COMBINING STATEMENT OF REVENUES, EXPENDITURES
AND CHANGES IN FUND BALANCES
NONMAJOR GOVERNMENTAL FUNDS
For the Year Ended December 31, 2009

	Special Revenue Funds			
	Fire Donation	Senior Citizens Donation	Cultural Donation	Beautification Donation
REVENUES				
Property taxes	\$ -	\$ -	\$ -	\$ -
Other local taxes	-	-	-	-
PILOT	-	-	-	-
Intergovernmental	-	-	-	-
Charges for services	-	3,604	22,712	4,257
Fines and forfeitures	-	-	-	-
Licenses, permits, and inspections	-	-	-	-
Special assessments	-	-	-	-
Investment income	-	-	-	-
Donations and other	10,070	-	2,506	-
Total revenues	<u>10,070</u>	<u>3,604</u>	<u>25,218</u>	<u>4,257</u>
EXPENDITURES				
Current:				
General government	-	-	-	-
Police	-	-	-	-
Fire	5,576	-	-	-
Streets and highways	-	-	-	-
Parks, recreation and public facilities	-	2,488	36,835	4,536
Economic and community development	-	-	-	-
Engineering and building	-	-	-	-
Capital outlay	-	-	-	-
Debt service:				
Principal retirement	-	-	-	-
Interest and other expenditures	-	-	-	-
Total expenditures	<u>5,576</u>	<u>2,488</u>	<u>36,835</u>	<u>4,536</u>
Excess (deficiency) of revenues over (under) expenditures	4,494	1,116	(11,617)	(279)
OTHER FINANCING SOURCES (USES)				
Bonds issued	-	-	-	-
Premium on bonds	-	-	-	-
OPWC loans issued	-	-	-	-
Transfers in	-	-	-	-
Transfers out	-	-	-	-
Total other financing sources (uses)	<u>-</u>	<u>-</u>	<u>-</u>	<u>-</u>
NET CHANGE IN FUND BALANCES	4,494	1,116	(11,617)	(279)
FUND BALANCES AT BEGINNING OF YEAR	6,134	16,095	98,440	2,729
FUND BALANCES AT END OF YEAR	<u>\$ 10,628</u>	<u>\$ 17,211</u>	<u>\$ 86,823</u>	<u>\$ 2,450</u>

Continued

CITY OF MENTOR, OHIO
COMBINING STATEMENT OF REVENUES, EXPENDITURES
AND CHANGES IN FUND BALANCES
NONMAJOR GOVERNMENTAL FUNDS
For the Year Ended December 31, 2009

	<u>Special Revenue Funds</u>		<u>Debt Service Fund</u>
	<u>IBIM Festival</u>	<u>Total Special Revenue Funds</u>	<u>General Obligation Bond Retirement</u>
REVENUES			
Property taxes	\$ -	\$ 2,165,635	\$ 2,018,418
Other local taxes	-	443,137	-
PILOT	-	232,416	-
Intergovernmental	-	3,165,349	242,299
Charges for services	92,309	176,087	-
Fines and forfeitures	-	400,712	-
Licenses, permits, and inspections	-	2,960	-
Special assessments	-	1,048,322	-
Investment income	-	18,619	-
Donations and other	-	34,471	-
Total revenues	<u>92,309</u>	<u>7,687,708</u>	<u>2,260,717</u>
EXPENDITURES			
Current:			
General government	86,805	272,572	-
Police	-	571,620	-
Fire	-	1,864,136	-
Streets and highways	-	2,865,646	-
Parks, recreation and public facilities	-	249,495	-
Economic and community development	-	167,514	-
Engineering and building	-	11,605	-
Capital outlay	-	862,841	-
Debt service:			
Principal retirement	-	-	1,524,024
Interest and other expenditures	-	-	752,377
Total expenditures	<u>86,805</u>	<u>6,865,429</u>	<u>2,276,401</u>
Excess (deficiency) of revenues over (under) expenditures	5,504	822,279	(15,684)
OTHER FINANCING SOURCES (USES)			
Bonds issued	-	-	-
Premium on bonds	-	-	19,524
OPWC loans issued	-	-	-
Transfers in	-	-	455,146
Transfers out	-	(400,000)	-
Total other financing sources (uses)	<u>-</u>	<u>(400,000)</u>	<u>474,670</u>
NET CHANGE IN FUND BALANCES	5,504	422,279	458,986
FUND BALANCES AT BEGINNING OF YEAR	13,006	3,620,286	1,062,796
FUND BALANCES AT END OF YEAR	<u>\$ 18,510</u>	<u>\$ 4,042,565</u>	<u>\$ 1,521,782</u>

Continued

CITY OF MENTOR, OHIO
COMBINING STATEMENT OF REVENUES, EXPENDITURES
AND CHANGES IN FUND BALANCES
NONMAJOR GOVERNMENTAL FUNDS
For the Year Ended December 31, 2009

	Capital Project Funds			
	Heisley Road Improvement- Phase II	Center Street	Plaza Boulevard Extension	Municipal Court Expansion
REVENUES				
Property taxes	\$ -	\$ -	\$ -	\$ -
Other local taxes	-	-	-	-
PILOT	-	-	-	-
Intergovernmental	126,194	-	-	-
Charges for services	-	-	-	-
Fines and forfeitures	-	-	-	-
Licenses, permits, and inspections	-	-	-	-
Special assessments	-	-	-	-
Investment income	-	-	-	-
Donations and other	-	-	-	-
Total revenues	<u>126,194</u>	<u>-</u>	<u>-</u>	<u>-</u>
EXPENDITURES				
Current:				
General government	30,134	11,584	5,794	25,409
Police	-	-	-	-
Fire	-	-	-	-
Streets and highways	-	-	-	-
Parks, recreation and public facilities	-	-	-	-
Economic and community development	-	-	-	-
Engineering and building	-	-	-	-
Capital outlay	123,377	-	136,885	541,655
Debt service:				
Principal retirement	-	-	-	-
Interest and other expenditures	24,406	9,828	8,624	16,271
Total expenditures	<u>177,917</u>	<u>21,412</u>	<u>151,303</u>	<u>583,335</u>
Excess (deficiency) of revenues over (under) expenditures	(51,723)	(21,412)	(151,303)	(583,335)
OTHER FINANCING SOURCES (USES)				
Bonds issued	1,535,000	590,000	295,000	1,295,000
Premium on bonds	-	-	-	-
OPWC loans issued	-	-	-	-
Transfers in	-	-	-	25,909
Transfers out	(55,146)	(1,949)	-	-
Total other financing sources (uses)	<u>1,479,854</u>	<u>588,051</u>	<u>295,000</u>	<u>1,320,909</u>
NET CHANGE IN FUND BALANCES	1,428,131	566,639	143,697	737,574
FUND BALANCES AT BEGINNING OF YEAR	(1,428,131)	(566,639)	(135,951)	(737,574)
FUND BALANCES AT END OF YEAR	<u>\$ -</u>	<u>\$ -</u>	<u>\$ 7,746</u>	<u>\$ -</u>

Continued

CITY OF MENTOR, OHIO
COMBINING STATEMENT OF REVENUES, EXPENDITURES
AND CHANGES IN FUND BALANCES
NONMAJOR GOVERNMENTAL FUNDS
For the Year Ended December 31, 2009

	Capital Project Funds			
	Police Renovation & Expansion	US20 Resurfacing	Market Street/ Bellflower Concrete Repair	Kellogg Creek/ King Memorial Culvert Impr
REVENUES				
Property taxes	\$ -	\$ -	\$ -	\$ -
Other local taxes	-	-	-	-
PILOT	-	-	-	-
Intergovernmental	-	-	27,320	6,200
Charges for services	-	-	-	-
Fines and forfeitures	-	-	-	-
Licenses, permits, and inspections	-	-	-	-
Special assessments	-	-	-	-
Investment income	-	-	-	-
Donations and other	-	-	-	-
Total revenues	<u>-</u>	<u>-</u>	<u>27,320</u>	<u>6,200</u>
EXPENDITURES				
Current:				
General government	-	12,084	-	-
Police	-	-	-	-
Fire	-	-	-	-
Streets and highways	-	-	176,651	-
Parks, recreation and public facilities	-	-	-	-
Economic and community development	-	-	-	-
Engineering and building	-	-	40,000	-
Capital outlay	29,306	-	-	101,175
Debt service:				
Principal retirement	-	-	-	-
Interest and other expenditures	-	7,908	-	-
Total expenditures	<u>29,306</u>	<u>19,992</u>	<u>216,651</u>	<u>101,175</u>
Excess (deficiency) of revenues over (under) expenditures	(29,306)	(19,992)	(189,331)	(94,975)
OTHER FINANCING SOURCES (USES)				
Bonds issued	-	620,000	-	-
Premium on bonds	-	-	-	-
OPWC loans issued	-	-	-	34,116
Transfers in	-	-	-	60,859
Transfers out	-	-	-	-
Total other financing sources (uses)	<u>-</u>	<u>620,000</u>	<u>-</u>	<u>94,975</u>
NET CHANGE IN FUND BALANCES	(29,306)	600,008	(189,331)	-
FUND BALANCES AT BEGINNING OF YEAR	-	(603,280)	(31,715)	-
FUND BALANCES AT END OF YEAR	<u>\$ (29,306)</u>	<u>\$ (3,272)</u>	<u>\$ (221,046)</u>	<u>\$ -</u>

Continued

CITY OF MENTOR, OHIO
COMBINING STATEMENT OF REVENUES, EXPENDITURES
AND CHANGES IN FUND BALANCES
NONMAJOR GOVERNMENTAL FUNDS
For the Year Ended December 31, 2009

	Capital Project Funds			Total All Nonmajor Funds
	ODNR Lagoons	Heisley Road Improvement- Phase III	Total Capital Project Funds	
REVENUES				
Property taxes	\$ -	\$ -	\$ -	\$ 4,184,053
Other local taxes	-	-	-	443,137
PILOT	-	-	-	232,416
Intergovernmental	132,000	-	291,714	3,699,362
Charges for services	-	-	-	176,087
Fines and forfeitures	-	-	-	400,712
Licenses, permits, and inspections	-	-	-	2,960
Special assessments	-	-	-	1,048,322
Investment income	-	-	-	18,619
Donations and other	-	-	-	34,471
Total revenues	<u>132,000</u>	<u>-</u>	<u>291,714</u>	<u>10,240,139</u>
EXPENDITURES				
Current:				
General government	-	-	85,005	357,577
Police	-	-	-	571,620
Fire	-	-	-	1,864,136
Streets and highways	-	-	176,651	3,042,297
Parks, recreation and public facilities	221,065	-	221,065	470,560
Economic and community development	-	-	-	167,514
Engineering and building	-	-	40,000	51,605
Capital outlay	-	102,484	1,034,882	1,897,723
Debt service:				
Principal retirement	-	-	-	1,524,024
Interest and other expenditures	-	-	67,037	819,414
Total expenditures	<u>221,065</u>	<u>102,484</u>	<u>1,624,640</u>	<u>10,766,470</u>
Excess (deficiency) of revenues over (under) expenditures	(89,065)	(102,484)	(1,332,926)	(526,331)
OTHER FINANCING SOURCES (USES)				
Bonds issued	-	-	4,335,000	4,335,000
Premium on bonds	-	-	-	19,524
OPWC loans issued	-	-	34,116	34,116
Transfers in	-	-	86,768	541,914
Transfers out	-	-	(57,095)	(457,095)
Total other financing sources (uses)	<u>-</u>	<u>-</u>	<u>4,398,789</u>	<u>4,473,459</u>
NET CHANGE IN FUND BALANCES	(89,065)	(102,484)	3,065,863	3,947,128
FUND BALANCES AT BEGINNING OF YEAR	-	-	(3,503,290)	1,179,792
FUND BALANCES AT END OF YEAR	<u>\$ (89,065)</u>	<u>\$ (102,484)</u>	<u>\$ (437,427)</u>	<u>\$ 5,126,920</u>

CITY OF MENTOR, OHIO
AGENCY FUNDS
COMBINING STATEMENT OF CHANGES IN ASSETS AND LIABILITIES
Year ended December 31, 2009

	<u>Balance</u> <u>January 1, 2009</u>	<u>Additions</u>	<u>Deletions</u>	<u>Balance</u> <u>December 31, 2009</u>
<u>Municipal Court Fund:</u>				
ASSETS:				
Cash	\$ 62,953	\$ 1,282,352	\$ 1,295,624	\$ 49,681
LIABILITIES:				
Deposits held and due to others	\$ 62,953	\$ 1,282,352	\$ 1,295,624	\$ 49,681

CITY OF MENTOR, OHIO
STREET FUND
SCHEDULE OF REVENUES AND EXPENDITURES - BUDGET AND ACTUAL
(NON-GAAP BUDGETARY BASIS)
Year Ended December 31, 2009

	<u>Final Budget</u>	<u>Actual</u>	<u>Variance - Positive (Negative)</u>
REVENUES:			
Intergovernmental	\$ 2,600,000	\$ 2,561,362	\$ (38,638)
Investment income	60,000	18,587	(41,413)
Total revenues	<u>2,660,000</u>	<u>2,579,949</u>	<u>(80,051)</u>
EXPENDITURES:			
Engineering and building	121,544	63,361	58,183
Streets and highways			
Employee compensation	650,000	650,000	-
Other	2,430,719	1,911,921	518,798
Total expenditures	<u>3,202,263</u>	<u>2,625,282</u>	<u>576,981</u>
Excess (deficiency) of revenues over expenditures	(542,263)	(45,333)	496,930
Adjustment for prior year encumbrances	300,262	300,262	-
FUND BALANCES, BEGINNING OF YEAR	<u>493,233</u>	<u>493,233</u>	<u>-</u>
FUND BALANCES, END OF YEAR	<u>\$ 251,232</u>	<u>\$ 748,162</u>	<u>\$ 496,930</u>

CITY OF MENTOR, OHIO

TIF FUND

SCHEDULE OF REVENUES AND EXPENDITURES - BUDGET AND ACTUAL

(NON-GAAP BUDGETARY BASIS)

Year Ended December 31, 2009

	<u>Final Budget</u>	<u>Actual</u>	<u>Variance - Positive (Negative)</u>
REVENUES:			
PILOT	\$ 232,416	\$ 232,416	\$ -
EXPENDITURES:			
Economic and community development	232,416	-	232,416
Excess (deficiency) of revenues over expenditures	-	232,416	232,416
FUND BALANCES, BEGINNING OF YEAR	-	-	-
FUND BALANCES, END OF YEAR	<u>\$ -</u>	<u>\$ 232,416</u>	<u>\$ 232,416</u>

CITY OF MENTOR, OHIO
POLICE PENSION FUND
SCHEDULE OF REVENUES AND EXPENDITURES - BUDGET AND ACTUAL
(NON-GAAP BUDGETARY BASIS)
Year Ended December 31, 2009

	<u>Final Budget</u>	<u>Actual</u>	<u>Variance - Positive (Negative)</u>
REVENUES:			
Intergovernmental	\$ 53,612	\$ 54,349	\$ 737
Property taxes	<u>476,149</u>	<u>475,412</u>	<u>(737)</u>
Total revenues	<u>529,761</u>	<u>529,761</u>	<u>-</u>
EXPENDITURES:			
Police	<u>529,761</u>	<u>529,761</u>	<u>-</u>
Excess (deficiency) of revenues over expenditures	-	-	-
FUND BALANCES, BEGINNING OF YEAR	<u>-</u>	<u>-</u>	<u>-</u>
FUND BALANCES, END OF YEAR	<u>\$ -</u>	<u>\$ -</u>	<u>\$ -</u>

CITY OF MENTOR, OHIO
FIRE PENSION FUND
SCHEDULE OF REVENUES AND EXPENDITURES - BUDGET AND ACTUAL
(NON-GAAP BUDGETARY BASIS)
Year Ended December 31, 2009

	<u>Final Budget</u>	<u>Actual</u>	<u>Variance - Positive (Negative)</u>
REVENUES:			
Intergovernmental	\$ 53,612	\$ 54,349	\$ 737
Property taxes	<u>476,149</u>	<u>475,412</u>	<u>(737)</u>
Total revenues	<u>529,761</u>	<u>529,761</u>	<u>-</u>
EXPENDITURES:			
Fire	<u>529,761</u>	<u>529,761</u>	<u>-</u>
Excess (deficiency) of revenues over expenditures	-	-	-
FUND BALANCES, BEGINNING OF YEAR	<u>-</u>	<u>-</u>	<u>-</u>
FUND BALANCES, END OF YEAR	<u>\$ -</u>	<u>\$ -</u>	<u>\$ -</u>

CITY OF MENTOR, OHIO
FIRE LEVY FUND
SCHEDULE OF REVENUES AND EXPENDITURES - BUDGET AND ACTUAL
(NON-GAAP BUDGETARY BASIS)
Year Ended December 31, 2009

	<u>Final Budget</u>	<u>Actual</u>	<u>Variance - Positive (Negative)</u>
REVENUES:			
Intergovernmental	\$ 112,700	\$ 113,988	\$ 1,288
Property taxes	<u>1,216,098</u>	<u>1,214,811</u>	<u>(1,287)</u>
Total revenues	<u>1,328,798</u>	<u>1,328,799</u>	<u>1</u>
EXPENDITURES:			
Fire			
Employee compensation	1,315,414	1,315,414	-
Other	<u>13,383</u>	<u>13,385</u>	<u>(2)</u>
Total expenditures	<u>1,328,797</u>	<u>1,328,799</u>	<u>(2)</u>
Excess (deficiency) of revenues over expenditures	1	-	(1)
FUND BALANCES, BEGINNING OF YEAR	<u>-</u>	<u>-</u>	<u>-</u>
FUND BALANCES, END OF YEAR	<u>\$ 1</u>	<u>\$ -</u>	<u>\$ (1)</u>

CITY OF MENTOR, OHIO
SENIOR CITIZENS SERVICES LEVY FUND
SCHEDULE OF REVENUES AND EXPENDITURES - BUDGET AND ACTUAL
(NON-GAAP BUDGETARY BASIS)
Year Ended December 31, 2009

	<u>Final Budget</u>	<u>Actual</u>	<u>Variance - Positive (Negative)</u>
REVENUES:			
Intergovernmental	\$ 100,000	\$ 182,166	\$ 82,166
EXPENDITURES:			
Parks, recreation and public facilities			
Employee compensation	8,000	8,000	-
Other	311,936	190,643	121,293
Total expenditures	<u>319,936</u>	<u>198,643</u>	<u>121,293</u>
Excess (deficiency) of revenues over expenditures	(219,936)	(16,477)	203,459
Adjustment for prior year encumbrances	19,436	19,436	-
FUND BALANCES, BEGINNING OF YEAR	<u>409,485</u>	<u>409,485</u>	<u>-</u>
FUND BALANCES, END OF YEAR	<u>\$ 208,985</u>	<u>\$ 412,444</u>	<u>\$ 203,459</u>

CITY OF MENTOR, OHIO
COMMUNITY RECREATION FACILITIES FUND
SCHEDULE OF REVENUES AND EXPENDITURES - BUDGET AND ACTUAL
(NON-GAAP BUDGETARY BASIS)
Year Ended December 31, 2009

	<u>Final Budget</u>	<u>Actual</u>	<u>Variance - Positive (Negative)</u>
REVENUES:			
Other local taxes	\$ 400,000	\$ 442,703	\$ 42,703
EXPENDITURES:	-	-	-
Excess (deficiency) of revenues over expenditures	400,000	442,703	42,703
OTHER FINANCING SOURCES (USES):			
Transfers out	(400,000)	(400,000)	-
Total other financing sources (uses)	(400,000)	(400,000)	-
Excess (deficiency) of revenues and other sources over expenditures and other uses	-	42,703	42,703
FUND BALANCES, BEGINNING OF YEAR	71,938	71,938	-
FUND BALANCES, END OF YEAR	<u>\$ 71,938</u>	<u>\$ 114,641</u>	<u>\$ 42,703</u>

CITY OF MENTOR, OHIO
CEMETERY FUND
SCHEDULE OF REVENUES AND EXPENDITURES - BUDGET AND ACTUAL
(NON-GAAP BUDGETARY BASIS)
Year Ended December 31, 2009

	<u>Final Budget</u>	<u>Actual</u>	<u>Variance - Positive (Negative)</u>
REVENUES:			
Charges for services	\$ 40,000	\$ 39,870	\$ (130)
EXPENDITURES:			
Parks, recreation and public facilities			
Employee compensation	14,000	14,000	-
Other	80,000	78,135	1,865
Total expenditures	<u>94,000</u>	<u>92,135</u>	<u>1,865</u>
Excess (deficiency) of revenues over expenditures	(54,000)	(52,265)	1,735
FUND BALANCES, BEGINNING OF YEAR	<u>460,681</u>	<u>460,681</u>	<u>-</u>
FUND BALANCES, END OF YEAR	<u>\$ 406,681</u>	<u>\$ 408,416</u>	<u>\$ 1,735</u>

CITY OF MENTOR, OHIO
ECONOMIC DEVELOPMENT FUND
SCHEDULE OF REVENUES AND EXPENDITURES - BUDGET AND ACTUAL
(NON-GAAP BUDGETARY BASIS)
Year Ended December 31, 2009

	<u>Final Budget</u>	<u>Actual</u>	<u>Variance - Positive (Negative)</u>
REVENUES:			
Charges for services	<u>\$ 12,000</u>	<u>\$ 13,335</u>	<u>\$ 1,335</u>
EXPENDITURES:			
Economic and community development	<u>61,500</u>	<u>17,676</u>	<u>43,824</u>
Excess (deficiency) of revenues over expenditures	(49,500)	(4,341)	45,159
FUND BALANCES, BEGINNING OF YEAR	<u>57,340</u>	<u>57,340</u>	<u>-</u>
FUND BALANCES, END OF YEAR	<u>\$ 7,840</u>	<u>\$ 52,999</u>	<u>\$ 45,159</u>

CITY OF MENTOR, OHIO
SUBDIVISION STREET TREE FUND
SCHEDULE OF REVENUES AND EXPENDITURES - BUDGET AND ACTUAL
(NON-GAAP BUDGETARY BASIS)
Year Ended December 31, 2009

	<u>Final Budget</u>	<u>Actual</u>	<u>Variance - Positive (Negative)</u>
REVENUES:			
Licenses, permits and inspections	<u>\$ -</u>	<u>\$ 2,960</u>	<u>\$ 2,960</u>
EXPENDITURES:			
Parks, recreation and public facilities	<u>35,482</u>	<u>34,830</u>	<u>652</u>
Excess (deficiency) of revenues over expenditures	(35,482)	(31,870)	3,612
Adjustment for prior year encumbrances	482	482	-
FUND BALANCES, BEGINNING OF YEAR	<u>50,898</u>	<u>50,898</u>	<u>-</u>
FUND BALANCES, END OF YEAR	<u><u>\$ 15,898</u></u>	<u><u>\$ 19,510</u></u>	<u><u>\$ 3,612</u></u>

CITY OF MENTOR, OHIO
STREET LIGHTING FUND
SCHEDULE OF REVENUES AND EXPENDITURES - BUDGET AND ACTUAL
(NON-GAAP BUDGETARY BASIS)
Year Ended December 31, 2009

	<u>Final Budget</u>	<u>Actual</u>	<u>Variance - Positive (Negative)</u>
REVENUES:			
Special assessments	<u>\$ 1,000,000</u>	<u>\$ 1,048,322</u>	<u>\$ 48,322</u>
EXPENDITURES:			
Streets and highways	<u>1,185,621</u>	<u>1,163,686</u>	<u>21,935</u>
Excess (deficiency) of revenues over expenditures	(185,621)	(115,364)	70,257
Adjustment for prior year encumbrances	85,621	85,621	-
FUND BALANCES, BEGINNING OF YEAR	<u>709,657</u>	<u>709,657</u>	<u>-</u>
FUND BALANCES, END OF YEAR	<u><u>\$ 609,657</u></u>	<u><u>\$ 679,914</u></u>	<u><u>\$ 70,257</u></u>

CITY OF MENTOR, OHIO
COURT COMPUTER FUND
SCHEDULE OF REVENUES AND EXPENDITURES - BUDGET AND ACTUAL
(NON-GAAP BUDGETARY BASIS)
Year Ended December 31, 2009

	<u>Final Budget</u>	<u>Actual</u>	<u>Variance - Positive (Negative)</u>
REVENUES:			
Fines and forfeitures	\$ 90,000	\$ 90,338	\$ 338
EXPENDITURES:			
General government			
Employee compensation	46,350	43,143	3,207
Other	170,507	46,228	124,279
Total expenditures	<u>216,857</u>	<u>89,371</u>	<u>127,486</u>
Excess (deficiency) of revenues over expenditures	(126,857)	967	127,824
Adjustment for prior year encumbrances	76,857	76,857	-
FUND BALANCES, BEGINNING OF YEAR	<u>62,342</u>	<u>62,342</u>	<u>-</u>
FUND BALANCES, END OF YEAR	<u>\$ 12,342</u>	<u>\$ 140,166</u>	<u>\$ 127,824</u>

CITY OF MENTOR, OHIO
COURT SPECIAL PROJECTS FUND
SCHEDULE OF REVENUES AND EXPENDITURES - BUDGET AND ACTUAL
(NON-GAAP BUDGETARY BASIS)
Year Ended December 31, 2009

	<u>Final Budget</u>	<u>Actual</u>	<u>Variance - Positive (Negative)</u>
REVENUES:			
Fines and forfeitures	\$ 110,000	\$ 179,878	\$ 69,878
EXPENDITURES:			
General government	331,302	316,676	14,626
Excess (deficiency) of revenues over expenditures	(221,302)	(136,798)	84,504
Adjustment for prior year encumbrances	170,302	170,302	-
FUND BALANCES, BEGINNING OF YEAR	<u>59,572</u>	<u>59,572</u>	<u>-</u>
FUND BALANCES, END OF YEAR	<u>\$ 8,572</u>	<u>\$ 93,076</u>	<u>\$ 84,504</u>

CITY OF MENTOR, OHIO
ENFORCEMENT AND EDUCATION FUND
SCHEDULE OF REVENUES AND EXPENDITURES - BUDGET AND ACTUAL
(NON-GAAP BUDGETARY BASIS)
Year Ended December 31, 2009

	<u>Final Budget</u>	<u>Actual</u>	<u>Variance - Positive (Negative)</u>
REVENUES:			
Fines and forfeitures	<u>\$ 4,000</u>	<u>\$ 6,100</u>	<u>\$ 2,100</u>
EXPENDITURES:			
Police	<u>25,000</u>	<u>11,863</u>	<u>13,137</u>
Excess (deficiency) of revenues over expenditures	(21,000)	(5,763)	15,237
FUND BALANCES, BEGINNING OF YEAR	<u>29,509</u>	<u>29,509</u>	<u>-</u>
FUND BALANCES, END OF YEAR	<u><u>\$ 8,509</u></u>	<u><u>\$ 23,746</u></u>	<u><u>\$ 15,237</u></u>

CITY OF MENTOR, OHIO
COURT PROBATION SERVICES FUND
SCHEDULE OF REVENUES AND EXPENDITURES - BUDGET AND ACTUAL
(NON-GAAP BUDGETARY BASIS)
Year Ended December 31, 2009

	<u>Final Budget</u>	<u>Actual</u>	<u>Variance - Positive (Negative)</u>
REVENUES:			
Fines and forfeitures	\$ 80,000	\$ 83,120	\$ 3,120
EXPENDITURES:			
General government	168,151	145,936	22,215
Excess (deficiency) of revenues over expenditures	(88,151)	(62,816)	25,335
Adjustment for prior year encumbrances	85,151	85,151	-
FUND BALANCES, BEGINNING OF YEAR	<u>14,366</u>	<u>14,366</u>	<u>-</u>
FUND BALANCES, END OF YEAR	<u>\$ 11,366</u>	<u>\$ 36,701</u>	<u>\$ 25,335</u>

CITY OF MENTOR, OHIO
INDIGENT DRIVER ALCOHOL TREATMENT FUND
SCHEDULE OF REVENUES AND EXPENDITURES - BUDGET AND ACTUAL
(NON-GAAP BUDGETARY BASIS)
Year Ended December 31, 2009

	<u>Final Budget</u>	<u>Actual</u>	<u>Variance - Positive (Negative)</u>
REVENUES:			
Fines and forfeitures	\$ 4,000	\$ 11,082	\$ 7,082
Intergovernmental	<u>12,000</u>	<u>12,653</u>	<u>653</u>
Total revenues	<u>16,000</u>	<u>23,735</u>	<u>7,735</u>
EXPENDITURES:			
General government	<u>30,000</u>	<u>24,682</u>	<u>5,318</u>
Excess (deficiency) of revenues over expenditures	(14,000)	(947)	13,053
FUND BALANCES, BEGINNING OF YEAR	<u>19,925</u>	<u>19,925</u>	<u>-</u>
FUND BALANCES, END OF YEAR	<u>\$ 5,925</u>	<u>\$ 18,978</u>	<u>\$ 13,053</u>

CITY OF MENTOR, OHIO
INDIGENT DRIVER ALCOHOL MONITORING FUND
SCHEDULE OF REVENUES AND EXPENDITURES - BUDGET AND ACTUAL
(NON-GAAP BUDGETARY BASIS)
Year Ended December 31, 2009

	<u>Final Budget</u>	<u>Actual</u>	<u>Variance - Positive (Negative)</u>
REVENUES:			
Fines and forfeitures	<u>\$ 12,000</u>	<u>\$ 22,504</u>	<u>\$ 10,504</u>
EXPENDITURES:			
General government	<u>10,000</u>	<u>1,344</u>	<u>8,656</u>
Excess (deficiency) of revenues over expenditures	2,000	21,160	19,160
FUND BALANCES, BEGINNING OF YEAR	<u>2,036</u>	<u>2,036</u>	<u>-</u>
FUND BALANCES, END OF YEAR	<u><u>\$ 4,036</u></u>	<u><u>\$ 23,196</u></u>	<u><u>\$ 19,160</u></u>

CITY OF MENTOR, OHIO
LAW ENFORCEMENT TRUST FUND
SCHEDULE OF REVENUES AND EXPENDITURES - BUDGET AND ACTUAL
(NON-GAAP BUDGETARY BASIS)
Year Ended December 31, 2009

	<u>Final Budget</u>	<u>Actual</u>	<u>Variance - Positive (Negative)</u>
REVENUES:			
Fines and forfeitures	<u>\$ 2,000</u>	<u>\$ 3,872</u>	<u>\$ 1,872</u>
EXPENDITURES:			
Police	<u>34,900</u>	<u>7,351</u>	<u>27,549</u>
Excess (deficiency) of revenues over expenditures	(32,900)	(3,479)	29,421
Adjustment for prior year encumbrances	4,900	4,900	-
FUND BALANCES, BEGINNING OF YEAR	<u>28,659</u>	<u>28,659</u>	<u>-</u>
FUND BALANCES, END OF YEAR	<u><u>\$ 659</u></u>	<u><u>\$ 30,080</u></u>	<u><u>\$ 29,421</u></u>

CITY OF MENTOR, OHIO
POLICE CANINE FUND
SCHEDULE OF REVENUES AND EXPENDITURES - BUDGET AND ACTUAL
(NON-GAAP BUDGETARY BASIS)
Year Ended December 31, 2009

	<u>Final Budget</u>	<u>Actual</u>	<u>Variance - Positive (Negative)</u>
REVENUES:	\$ -	\$ -	\$ -
EXPENDITURES:			
Police:			
Employee compensation	10,000	8,796	1,204
Other	<u>30,000</u>	<u>3,969</u>	<u>26,031</u>
Total expenditures	<u>40,000</u>	<u>12,765</u>	<u>27,235</u>
Excess (deficiency) of revenues over expenditures	(40,000)	(12,765)	27,235
FUND BALANCES, BEGINNING OF YEAR	<u>44,059</u>	<u>44,059</u>	<u>-</u>
FUND BALANCES, END OF YEAR	<u>\$ 4,059</u>	<u>\$ 31,294</u>	<u>\$ 27,235</u>

CITY OF MENTOR, OHIO
SEAT BELT GRANT FUND
SCHEDULE OF REVENUES AND EXPENDITURES - BUDGET AND ACTUAL
(NON-GAAP BUDGETARY BASIS)
Year Ended December 31, 2009

	<u>Final Budget</u>	<u>Actual</u>	<u>Variance - Positive (Negative)</u>
REVENUES:			
Intergovernmental	<u>\$ 2,800</u>	<u>\$ 2,588</u>	<u>\$ (212)</u>
EXPENDITURES:			
Police	<u>2,800</u>	<u>385</u>	<u>2,415</u>
Excess (deficiency) of revenues over expenditures	-	2,203	2,203
FUND BALANCES, BEGINNING OF YEAR	<u>5,187</u>	<u>5,187</u>	<u>-</u>
FUND BALANCES, END OF YEAR	<u><u>\$ 5,187</u></u>	<u><u>\$ 7,390</u></u>	<u><u>\$ 2,203</u></u>

CITY OF MENTOR, OHIO
ARRA JAG GRANT 09-13 FUND
SCHEDULE OF REVENUES AND EXPENDITURES - BUDGET AND ACTUAL
(NON-GAAP BUDGETARY BASIS)
Year Ended December 31, 2009

	<u>Final Budget</u>	<u>Actual</u>	<u>Variance - Positive (Negative)</u>
REVENUES:			
Intergovernmental	\$ -	\$ 1,671	\$ 1,671
EXPENDITURES:			
Police			
Employee compensation	15,477	1,350	14,127
Other	15,679	12,321	3,358
Total expenditures	<u>31,156</u>	<u>13,671</u>	<u>17,485</u>
Excess (deficiency) of revenues over expenditures	(31,156)	(12,000)	19,156
OTHER FINANCING SOURCES (USES):			
Advances in	31,156	31,156	-
Total other financing sources (uses)	<u>31,156</u>	<u>31,156</u>	<u>-</u>
Excess (deficiency) of revenues and other sources over expenditures and other uses	-	19,156	19,156
FUND BALANCES, BEGINNING OF YEAR	<u>-</u>	<u>-</u>	<u>-</u>
FUND BALANCES, END OF YEAR	<u>\$ -</u>	<u>\$ 19,156</u>	<u>\$ 19,156</u>

CITY OF MENTOR, OHIO
VOCA VICTIMS ASSISTANCE GRANT 08-09 FUND
SCHEDULE OF REVENUES AND EXPENDITURES - BUDGET AND ACTUAL
(NON-GAAP BUDGETARY BASIS)
Year Ended December 31, 2009

	<u>Final Budget</u>	<u>Actual</u>	<u>Variance - Positive (Negative)</u>
REVENUES:			
Intergovernmental	<u>\$ 2,129</u>	<u>\$ 2,129</u>	<u>\$ -</u>
EXPENDITURES:			
Police	<u>2,837</u>	<u>2,837</u>	<u>-</u>
Excess (deficiency) of revenues over expenditures	(708)	(708)	-
FUND BALANCES, BEGINNING OF YEAR	<u>708</u>	<u>708</u>	<u>-</u>
FUND BALANCES, END OF YEAR	<u><u>\$ -</u></u>	<u><u>\$ -</u></u>	<u><u>\$ -</u></u>

CITY OF MENTOR, OHIO
VOCA VICTIMS ASSISTANCE GRANT 09-10 FUND
SCHEDULE OF REVENUES AND EXPENDITURES - BUDGET AND ACTUAL
(NON-GAAP BUDGETARY BASIS)
Year Ended December 31, 2009

	<u>Final Budget</u>	<u>Actual</u>	<u>Variance - Positive (Negative)</u>
REVENUES:			
Intergovernmental	\$ 780	\$ 780	\$ -
EXPENDITURES:			
Police	780	-	780
Excess (deficiency) of revenues over expenditures	-	780	780
OTHER FINANCING SOURCES (USES):			
Advances in	780	780	-
Advances out	(780)	(780)	-
Total other financing sources (uses)	-	-	-
Excess (deficiency) of revenues and other sources over expenditures and other uses	-	780	780
FUND BALANCES, BEGINNING OF YEAR	-	-	-
FUND BALANCES, END OF YEAR	<u>\$ -</u>	<u>\$ 780</u>	<u>\$ 780</u>

CITY OF MENTOR, OHIO
COMMUNITY DEVELOPMENT BLOCK GRANT 01-02 FUND
SCHEDULE OF REVENUES AND EXPENDITURES - BUDGET AND ACTUAL
(NON-GAAP BUDGETARY BASIS)
Year Ended December 31, 2009

	<u>Final Budget</u>	<u>Actual</u>	<u>Variance - Positive (Negative)</u>
REVENUES:			
Intergovernmental	\$ 2,546	\$ -	\$ (2,546)
EXPENDITURES:	-	-	-
Excess (deficiency) of revenues over expenditures	2,546	-	(2,546)
OTHER FINANCING SOURCES (USES):			
Advances in	2,550	2,550	-
Advances out	(2,550)	(2,550)	-
Total other financing sources (uses)	-	-	-
Excess (deficiency) of revenues and other sources over expenditures and other uses	2,546	-	(2,546)
FUND BALANCES, BEGINNING OF YEAR	-	-	-
FUND BALANCES, END OF YEAR	\$ 2,546	\$ -	\$ (2,546)

CITY OF MENTOR, OHIO
COMMUNITY DEVELOPMENT BLOCK GRANT 06-07 FUND
SCHEDULE OF REVENUES AND EXPENDITURES - BUDGET AND ACTUAL
(NON-GAAP BUDGETARY BASIS)
Year Ended December 31, 2009

	<u>Final Budget</u>	<u>Actual</u>	<u>Variance - Positive (Negative)</u>
REVENUES:			
Intergovernmental	\$ 33,421	\$ 12,500	\$ (20,921)
EXPENDITURES:			
Economic and community development	12,500	12,500	-
Excess (deficiency) of revenues over expenditures	20,921	-	(20,921)
OTHER FINANCING SOURCES (USES):			
Advances in	33,500	33,500	-
Advances out	(33,500)	(33,500)	-
Total other financing sources (uses)	-	-	-
Excess (deficiency) of revenues and other sources over expenditures and other uses	20,921	-	(20,921)
FUND BALANCES, BEGINNING OF YEAR	-	-	-
FUND BALANCES, END OF YEAR	<u>\$ 20,921</u>	<u>\$ -</u>	<u>\$ (20,921)</u>

CITY OF MENTOR, OHIO
COMMUNITY DEVELOPMENT BLOCK GRANT 07-08 FUND
SCHEDULE OF REVENUES AND EXPENDITURES - BUDGET AND ACTUAL
(NON-GAAP BUDGETARY BASIS)
Year Ended December 31, 2009

	<u>Final Budget</u>	<u>Actual</u>	<u>Variance - Positive (Negative)</u>
REVENUES:			
Intergovernmental	\$ 82,051	\$ 77,016	\$ (5,035)
EXPENDITURES:			
Economic and community development	82,051	82,051	-
Excess (deficiency) of revenues over expenditures	-	(5,035)	(5,035)
OTHER FINANCING SOURCES (USES):			
Advances in	260,708	15,000	(245,708)
Advances out	(250,708)	(250,708)	-
Total other financing sources (uses)	10,000	(235,708)	(245,708)
Excess (deficiency) of revenues and other sources over expenditures and other uses	10,000	(240,743)	(250,743)
Adjustment for prior year encumbrances	82,051	82,051	-
FUND BALANCES, BEGINNING OF YEAR	158,837	158,837	-
FUND BALANCES, END OF YEAR	<u>\$ 250,888</u>	<u>\$ 145</u>	<u>\$ (250,743)</u>

CITY OF MENTOR, OHIO
COMMUNITY DEVELOPMENT BLOCK GRANT 08-09 FUND
SCHEDULE OF REVENUES AND EXPENDITURES - BUDGET AND ACTUAL
(NON-GAAP BUDGETARY BASIS)
Year Ended December 31, 2009

	<u>Final Budget</u>	<u>Actual</u>	<u>Variance - Positive (Negative)</u>
REVENUES:			
Intergovernmental	\$ 176,210	\$ 65,616	\$ (110,594)
EXPENDITURES:			
Economic and community development			
Employee compensation	5,336	4,810	526
Other	170,874	140,552	30,322
Total expenditures	<u>176,210</u>	<u>145,362</u>	<u>30,848</u>
Excess (deficiency) of revenues over expenditures	-	(79,746)	(79,746)
OTHER FINANCING SOURCES (USES):			
Advances in	176,210	176,210	-
Advances out	(65,616)	-	65,616
Total other financing sources (uses)	<u>110,594</u>	<u>176,210</u>	<u>65,616</u>
Excess (deficiency) of revenues and other sources over expenditures and other uses	110,594	96,464	(14,130)
FUND BALANCES, BEGINNING OF YEAR	<u>-</u>	<u>-</u>	<u>-</u>
FUND BALANCES, END OF YEAR	<u>\$ 110,594</u>	<u>\$ 96,464</u>	<u>\$ (14,130)</u>

CITY OF MENTOR, OHIO
FORFEITED PROPERTY - U.S. DEPARTMENT OF JUSTICE FUND
SCHEDULE OF REVENUES AND EXPENDITURES - BUDGET AND ACTUAL
(NON-GAAP BUDGETARY BASIS)
Year Ended December 31, 2009

	<u>Final Budget</u>	<u>Actual</u>	<u>Variance - Positive (Negative)</u>
REVENUES:			
Investment income	<u>\$ -</u>	<u>\$ 32</u>	<u>\$ 32</u>
EXPENDITURES:			
Police	<u>1,000</u>	<u>-</u>	<u>1,000</u>
Excess (deficiency) of revenues over expenditures	(1,000)	32	1,032
FUND BALANCES, BEGINNING OF YEAR	<u>1,504</u>	<u>1,504</u>	<u>-</u>
FUND BALANCES, END OF YEAR	<u><u>\$ 504</u></u>	<u><u>\$ 1,536</u></u>	<u><u>\$ 1,032</u></u>

CITY OF MENTOR, OHIO
COPS SECURE OUR SCHOOLS GRANT- 2006 FUND
SCHEDULE OF REVENUES AND EXPENDITURES - BUDGET AND ACTUAL
(NON-GAAP BUDGETARY BASIS)
Year Ended December 31, 2009

	<u>Final Budget</u>	<u>Actual</u>	<u>Variance - Positive (Negative)</u>
REVENUES:			
Intergovernmental	<u>\$ 2,034</u>	<u>\$ 2,034</u>	<u>\$ -</u>
EXPENDITURES:			
Police	<u>4,925</u>	<u>4,925</u>	<u>-</u>
Excess (deficiency) of revenues over expenditures	<u>(2,891)</u>	<u>(2,891)</u>	<u>-</u>
FUND BALANCES, BEGINNING OF YEAR	<u>2,891</u>	<u>2,891</u>	<u>-</u>
FUND BALANCES, END OF YEAR	<u><u>\$ -</u></u>	<u><u>\$ -</u></u>	<u><u>\$ -</u></u>

CITY OF MENTOR, OHIO
COPS SECURE OUR SCHOOLS GRANT- 2007 FUND
SCHEDULE OF REVENUES AND EXPENDITURES - BUDGET AND ACTUAL
(NON-GAAP BUDGETARY BASIS)
Year Ended December 31, 2009

	<u>Final Budget</u>	<u>Actual</u>	<u>Variance - Positive (Negative)</u>
REVENUES:			
Intergovernmental	\$ 2,683	\$ 7,144	\$ 4,461
EXPENDITURES:			
Police	-	-	-
Excess (deficiency) of revenues over expenditures	2,683	7,144	4,461
OTHER FINANCING SOURCES (USES):			
Advances in	39,000	7,000	(32,000)
Advances out	(23,000)	(23,000)	-
Total other financing sources (uses)	<u>16,000</u>	<u>(16,000)</u>	<u>(32,000)</u>
Excess (deficiency) of revenues and other sources over expenditures and other uses	18,683	(8,856)	(27,539)
FUND BALANCES, BEGINNING OF YEAR	<u>9,170</u>	<u>9,170</u>	<u>-</u>
FUND BALANCES, END OF YEAR	<u>\$ 27,853</u>	<u>\$ 314</u>	<u>\$ (27,539)</u>

CITY OF MENTOR, OHIO
COUNCIL DONATION FUND
SCHEDULE OF REVENUES AND EXPENDITURES - BUDGET AND ACTUAL
(NON-GAAP BUDGETARY BASIS)
Year Ended December 31, 2009

	<u>Final Budget</u>	<u>Actual</u>	<u>Variance - Positive (Negative)</u>
REVENUES:			
Charges for services	\$ 300	\$ -	\$ (300)
EXPENDITURES:			
General government	1,500	-	1,500
Excess (deficiency) of revenues over expenditures	(1,200)	-	1,200
FUND BALANCES, BEGINNING OF YEAR	1,796	1,796	-
FUND BALANCES, END OF YEAR	<u>\$ 596</u>	<u>\$ 1,796</u>	<u>\$ 1,200</u>

CITY OF MENTOR, OHIO
POLICE DONATION FUND
SCHEDULE OF REVENUES AND EXPENDITURES - BUDGET AND ACTUAL
(NON-GAAP BUDGETARY BASIS)
Year Ended December 31, 2009

	<u>Final Budget</u>	<u>Actual</u>	<u>Variance - Positive (Negative)</u>
REVENUES:			
Donations and other	<u>\$ 21,000</u>	<u>\$ 21,895</u>	<u>\$ 895</u>
EXPENDITURES:			
Police	<u>71,000</u>	<u>70,279</u>	<u>721</u>
Excess (deficiency) of revenues over expenditures	(50,000)	(48,384)	1,616
Adjustment for prior year encumbrances	15,000	15,000	-
FUND BALANCES, BEGINNING OF YEAR	<u>41,573</u>	<u>41,573</u>	<u>-</u>
FUND BALANCES, END OF YEAR	<u><u>\$ 6,573</u></u>	<u><u>\$ 8,189</u></u>	<u><u>\$ 1,616</u></u>

CITY OF MENTOR, OHIO
FIRE DONATION FUND
SCHEDULE OF REVENUES AND EXPENDITURES - BUDGET AND ACTUAL
(NON-GAAP BUDGETARY BASIS)
Year Ended December 31, 2009

	<u>Final Budget</u>	<u>Actual</u>	<u>Variance - Positive (Negative)</u>
REVENUES:			
Donations and other	<u>\$ -</u>	<u>\$ 10,070</u>	<u>\$ 10,070</u>
EXPENDITURES:			
Fire	<u>6,000</u>	<u>5,575</u>	<u>425</u>
Excess (deficiency) of revenues over expenditures	(6,000)	4,495	10,495
FUND BALANCES, BEGINNING OF YEAR	<u>6,133</u>	<u>6,133</u>	<u>-</u>
FUND BALANCES, END OF YEAR	<u>\$ 133</u>	<u>\$ 10,628</u>	<u>\$ 10,495</u>

CITY OF MENTOR, OHIO
SENIOR CITIZENS DONATION FUND
SCHEDULE OF REVENUES AND EXPENDITURES - BUDGET AND ACTUAL
(NON-GAAP BUDGETARY BASIS)
Year Ended December 31, 2009

	<u>Final Budget</u>	<u>Actual</u>	<u>Variance - Positive (Negative)</u>
REVENUES:			
Charges for services	\$ 2,700	\$ 3,604	\$ 904
EXPENDITURES:			
Parks, recreation and public facilities	16,025	2,688	13,337
Excess (deficiency) of revenues over expenditures	(13,325)	916	14,241
Adjustment for prior year encumbrances	25	25	-
FUND BALANCES, BEGINNING OF YEAR	<u>16,070</u>	<u>16,070</u>	<u>-</u>
FUND BALANCES, END OF YEAR	<u>\$ 2,770</u>	<u>\$ 17,011</u>	<u>\$ 14,241</u>

CITY OF MENTOR, OHIO
CULTURAL DONATION FUND
SCHEDULE OF REVENUES AND EXPENDITURES - BUDGET AND ACTUAL
(NON-GAAP BUDGETARY BASIS)
Year Ended December 31, 2009

	<u>Final Budget</u>	<u>Actual</u>	<u>Variance - Positive (Negative)</u>
REVENUES:			
Charges for services	\$ 20,100	\$ 22,712	\$ 2,612
Donations and other	1,600	2,506	906
Total revenues	<u>21,700</u>	<u>25,218</u>	<u>3,518</u>
EXPENDITURES:			
Parks, recreation and public facilities			
Employee compensation	5,000	3,169	1,831
Other	95,423	34,092	61,331
Total expenditures	<u>100,423</u>	<u>37,261</u>	<u>63,162</u>
Excess (deficiency) of revenues over expenditures	(78,723)	(12,043)	66,680
Adjustment for prior year encumbrances	423	423	-
FUND BALANCES, BEGINNING OF YEAR	<u>98,017</u>	<u>98,017</u>	<u>-</u>
FUND BALANCES, END OF YEAR	<u>\$ 19,717</u>	<u>\$ 86,397</u>	<u>\$ 66,680</u>

CITY OF MENTOR, OHIO
BEAUTIFICATION DONATION FUND
SCHEDULE OF REVENUES AND EXPENDITURES - BUDGET AND ACTUAL
(NON-GAAP BUDGETARY BASIS)
Year Ended December 31, 2009

	<u>Final Budget</u>	<u>Actual</u>	<u>Variance - Positive (Negative)</u>
REVENUES:			
Donations and other	\$ 6,000	\$ 4,257	\$ (1,743)
EXPENDITURES:			
Parks, recreation and public facilities	6,000	4,688	1,312
Excess (deficiency) of revenues over expenditures	-	(431)	(431)
FUND BALANCES, BEGINNING OF YEAR	<u>2,729</u>	<u>2,729</u>	<u>-</u>
FUND BALANCES, END OF YEAR	<u>\$ 2,729</u>	<u>\$ 2,298</u>	<u>\$ (431)</u>

CITY OF MENTOR, OHIO
IBIM FESTIVAL FUND
SCHEDULE OF REVENUES AND EXPENDITURES - BUDGET AND ACTUAL
(NON-GAAP BUDGETARY BASIS)
Year Ended December 31, 2009

	<u>Final Budget</u>	<u>Actual</u>	<u>Variance - Positive (Negative)</u>
REVENUES:			
Charges for services	\$ 90,000	\$ 92,309	\$ 2,309
EXPENDITURES:			
Parks, recreation and public facilities	102,501	87,984	14,517
Excess (deficiency) of revenues over expenditures	(12,501)	4,325	16,826
OTHER FINANCING SOURCES (USES):			
Advances in	10,000	10,000	-
Advances out	(10,000)	(10,000)	-
Total other financing sources (uses)	-	-	-
Excess (deficiency) of revenues and other sources over expenditures and other uses	(12,501)	4,325	16,826
FUND BALANCES, BEGINNING OF YEAR	13,006	13,006	-
FUND BALANCES, END OF YEAR	<u>\$ 505</u>	<u>\$ 17,331</u>	<u>\$ 16,826</u>

CITY OF MENTOR, OHIO
GENERAL OBLIGATION BOND RETIREMENT FUND
SCHEDULE OF REVENUES AND EXPENDITURES - BUDGET AND ACTUAL
(NON-GAAP BUDGETARY BASIS)
Year Ended December 31, 2009

	<u>Final Budget</u>	<u>Actual</u>	<u>Variance - Positive (Negative)</u>
REVENUES:			
Intergovernmental	\$ 188,956	\$ 242,299	\$ 53,343
Property taxes	<u>2,031,561</u>	<u>2,018,418</u>	<u>(13,143)</u>
Total revenues	<u>2,220,517</u>	<u>2,260,717</u>	<u>40,200</u>
EXPENDITURES:			
Debt service:			
Principal retirement	1,604,025	1,524,024	80,001
Interest and other charges	<u>921,330</u>	<u>752,377</u>	<u>168,953</u>
Total expenditures	<u>2,525,355</u>	<u>2,276,401</u>	<u>248,954</u>
Excess (deficiency) of revenues over expenditures	(304,838)	(15,684)	289,154
OTHER FINANCING SOURCES (USES):			
Bond premium	-	19,524	19,524
Transfers in	<u>455,146</u>	<u>455,146</u>	<u>-</u>
Total other financing sources (uses)	<u>455,146</u>	<u>474,670</u>	<u>19,524</u>
Excess (deficiency) of revenues and other sources over expenditures and other uses	150,308	458,986	308,678
FUND BALANCES, BEGINNING OF YEAR	<u>1,062,796</u>	<u>1,062,796</u>	<u>-</u>
FUND BALANCES, END OF YEAR	<u>\$ 1,213,104</u>	<u>\$ 1,521,782</u>	<u>\$ 308,678</u>

CITY OF MENTOR, OHIO
HEISLEY ROAD IMPROVEMENT - PHASE II FUND
SCHEDULE OF REVENUES AND EXPENDITURES - BUDGET AND ACTUAL
(NON-GAAP BUDGETARY BASIS)
Year Ended December 31, 2009

	<u>Final Budget</u>	<u>Actual</u>	<u>Variance - Positive (Negative)</u>
REVENUES:			
Intergovernmental	\$ 376,023	\$ 376,023	\$ -
EXPENDITURES:			
Debt service:			
Principal retirement	1,500,000	1,500,000	-
Interest and other charges	41,135	41,135	-
General government	30,134	30,134	-
Streets and highways	215,110	215,110	-
Engineering and building	41,967	41,967	-
Total expenditures	<u>1,828,346</u>	<u>1,828,346</u>	<u>-</u>
Excess (deficiency) of revenues over expenditures	(1,452,323)	(1,452,323)	-
OTHER FINANCING SOURCES (USES):			
Advances in	600,000	-	(600,000)
Bond proceeds	1,550,000	1,535,000	(15,000)
Advances out	(600,000)	(600,000)	-
Transfers out	(55,146)	(55,146)	-
Total other financing sources (uses)	<u>1,494,854</u>	<u>879,854</u>	<u>(615,000)</u>
Excess (deficiency) of revenues and other sources over expenditures and other uses	42,531	(572,469)	(615,000)
Adjustment for prior year encumbrances	328,923	328,923	-
FUND BALANCES, BEGINNING OF YEAR	<u>243,546</u>	<u>243,546</u>	<u>-</u>
FUND BALANCES, END OF YEAR	<u>\$ 615,000</u>	<u>\$ -</u>	<u>\$ (615,000)</u>

CITY OF MENTOR, OHIO
CENTER STREET FUND
SCHEDULE OF REVENUES AND EXPENDITURES - BUDGET AND ACTUAL
(NON-GAAP BUDGETARY BASIS)
Year Ended December 31, 2009

	<u>Final Budget</u>	<u>Actual</u>	<u>Variance - Positive (Negative)</u>
REVENUES:	\$ -	\$ -	\$ -
EXPENDITURES:			
Debt service:			
Principal retirement	604,000	604,000	-
Interest and other charges	16,564	16,564	-
General government	11,582	11,584	(2)
Total expenditures	<u>632,146</u>	<u>632,148</u>	<u>(2)</u>
Excess (deficiency) of revenues over expenditures	(632,146)	(632,148)	(2)
OTHER FINANCING SOURCES (USES):			
Bond proceeds	600,000	590,000	(10,000)
Transfers out	(1,949)	(1,949)	-
Total other financing sources (uses)	<u>598,051</u>	<u>588,051</u>	<u>(10,000)</u>
Excess (deficiency) of revenues and other sources over expenditures and other uses	(34,095)	(44,097)	(10,002)
Adjustment for prior year encumbrances	11	11	-
FUND BALANCES, BEGINNING OF YEAR	<u>44,086</u>	<u>44,086</u>	-
FUND BALANCES, END OF YEAR	<u>\$ 10,002</u>	<u>\$ -</u>	<u>\$ (10,002)</u>

CITY OF MENTOR, OHIO
PLAZA BOULEVARD EXTENSION FUND
SCHEDULE OF REVENUES AND EXPENDITURES - BUDGET AND ACTUAL
(NON-GAAP BUDGETARY BASIS)
Year Ended December 31, 2009

	<u>Final Budget</u>	<u>Actual</u>	<u>Variance - Positive (Negative)</u>
REVENUES:	\$ -	\$ -	\$ -
EXPENDITURES:			
Debt service:			
Principal retirement	530,000	530,000	-
Interest and other charges	14,575	14,535	40
General government	5,800	5,794	6
Streets and highways	4,539	2,243	2,296
Engineering and building	259,846	259,846	-
Total expenditures	<u>814,760</u>	<u>812,418</u>	<u>2,342</u>
Excess (deficiency) of revenues over expenditures	(814,760)	(812,418)	2,342
OTHER FINANCING SOURCES (USES):			
Advances in	104,000	104,000	-
Note proceeds	605,000	-	(605,000)
Bond proceeds	295,000	295,000	-
Total other financing sources (uses)	<u>1,004,000</u>	<u>399,000</u>	<u>(605,000)</u>
Excess (deficiency) of revenues and other sources over expenditures and other uses	189,240	(413,418)	(602,658)
Adjustment for prior year encumbrances	159,846	159,846	-
FUND BALANCES, BEGINNING OF YEAR	<u>255,914</u>	<u>255,914</u>	<u>-</u>
FUND BALANCES, END OF YEAR	<u>\$ 605,000</u>	<u>\$ 2,342</u>	<u>\$ (602,658)</u>

CITY OF MENTOR, OHIO
MUNICIPAL COURT EXPANSION FUND
SCHEDULE OF REVENUES AND EXPENDITURES - BUDGET AND ACTUAL
(NON-GAAP BUDGETARY BASIS)
Year Ended December 31, 2009

	<u>Final Budget</u>	<u>Actual</u>	<u>Variance - Positive (Negative)</u>
REVENUES:	\$ -	\$ -	\$ -
EXPENDITURES:			
Debt service:			
Principal retirement	1,000,000	1,000,000	-
Interest and other charges	27,424	27,424	-
General government	623,033	623,032	1
Engineering and building	62,343	62,343	-
Total expenditures	<u>1,712,800</u>	<u>1,712,799</u>	<u>1</u>
Excess (deficiency) of revenues over expenditures	(1,712,800)	(1,712,799)	1
OTHER FINANCING SOURCES (USES):			
Note proceeds	355,000	-	(355,000)
Bond proceeds	1,295,000	1,295,000	-
Transfers in	25,909	25,909	-
Advances out	(250,000)	(250,000)	-
Total other financing sources (uses)	<u>1,425,909</u>	<u>1,070,909</u>	<u>(355,000)</u>
Excess (deficiency) of revenues and other sources over expenditures and other uses	(286,891)	(641,890)	(354,999)
Adjustment for prior year encumbrances	493,577	493,577	-
FUND BALANCES, BEGINNING OF YEAR	<u>148,313</u>	<u>148,313</u>	<u>-</u>
FUND BALANCES, END OF YEAR	<u>\$ 354,999</u>	<u>\$ -</u>	<u>\$ (354,999)</u>

CITY OF MENTOR, OHIO
POLICE RENOVATION & EXPANSION FUND
SCHEDULE OF REVENUES AND EXPENDITURES - BUDGET AND ACTUAL
(NON-GAAP BUDGETARY BASIS)
Year Ended December 31, 2009

	<u>Final Budget</u>	<u>Actual</u>	<u>Variance - Positive (Negative)</u>
REVENUES:	\$ -	\$ -	\$ -
EXPENDITURES:			
Engineering and building	<u>100,000</u>	<u>100,000</u>	<u>-</u>
Excess (deficiency) of revenues over expenditures	(100,000)	(100,000)	-
OTHER FINANCING SOURCES (USES):			
Advances in	<u>100,000</u>	<u>100,000</u>	<u>-</u>
Total other financing sources (uses)	<u>100,000</u>	<u>100,000</u>	<u>-</u>
Excess (deficiency) of revenues and other sources over expenditures and other uses	-	-	-
FUND BALANCES, BEGINNING OF YEAR	<u>-</u>	<u>-</u>	<u>-</u>
FUND BALANCES, END OF YEAR	<u>\$ -</u>	<u>\$ -</u>	<u>\$ -</u>

CITY OF MENTOR, OHIO
US20 RESURFACING FUND
SCHEDULE OF REVENUES AND EXPENDITURES - BUDGET AND ACTUAL
(NON-GAAP BUDGETARY BASIS)
Year Ended December 31, 2009

	<u>Final Budget</u>	<u>Actual</u>	<u>Variance - Positive (Negative)</u>
REVENUES:	\$ -	\$ -	\$ -
EXPENDITURES:			
Debt service:			
Principal retirement	486,000	486,000	-
Interest and other charges	13,365	13,328	37
General government	12,100	12,084	16
Streets and highways	16,675	-	16,675
Total expenditures	<u>528,140</u>	<u>511,412</u>	<u>16,728</u>
Excess (deficiency) of revenues over expenditures	(528,140)	(511,412)	16,728
OTHER FINANCING SOURCES (USES):			
Advances in	616,200	20,000	(596,200)
Bond proceeds	655,000	620,000	(35,000)
Advances out	<u>(596,200)</u>	<u>(596,200)</u>	<u>-</u>
Total other financing sources (uses)	<u>675,000</u>	<u>43,800</u>	<u>(631,200)</u>
Excess (deficiency) of revenues and other sources over expenditures and other uses	146,860	(467,612)	(614,472)
FUND BALANCES, BEGINNING OF YEAR	<u>484,340</u>	<u>484,340</u>	<u>-</u>
FUND BALANCES, END OF YEAR	<u>\$ 631,200</u>	<u>\$ 16,728</u>	<u>\$ (614,472)</u>

CITY OF MENTOR, OHIO
MARKET ST/BELLFLOWER CONCRETE REPAIR FUND
SCHEDULE OF REVENUES AND EXPENDITURES - BUDGET AND ACTUAL
(NON-GAAP BUDGETARY BASIS)
Year Ended December 31, 2009

	<u>Final Budget</u>	<u>Actual</u>	<u>Variance - Positive (Negative)</u>
REVENUES:			
Intergovernmental	\$ 17,600	\$ 27,320	\$ 9,720
EXPENDITURES:			
Streets and highways	184,512	176,652	7,860
Engineering and building	40,000	40,000	-
Total expenditures	<u>224,512</u>	<u>216,652</u>	<u>7,860</u>
Excess (deficiency) of revenues over expenditures	(206,912)	(189,332)	17,580
OTHER FINANCING SOURCES (USES):			
Advances in	250,000	250,000	-
Transfers in	2,400	-	(2,400)
Advances out	(160,000)	(160,000)	-
Total other financing sources (uses)	<u>92,400</u>	<u>90,000</u>	<u>(2,400)</u>
Excess (deficiency) of revenues and other sources over expenditures and other uses	(114,512)	(99,332)	15,180
Adjustment for prior year encumbrances	74,512	74,512	-
FUND BALANCES, BEGINNING OF YEAR	<u>53,773</u>	<u>53,773</u>	<u>-</u>
FUND BALANCES, END OF YEAR	<u>\$ 13,773</u>	<u>\$ 28,953</u>	<u>\$ 15,180</u>

CITY OF MENTOR, OHIO
KELLOGG CREEK/KING MEMORIAL CULVERT IMPR FUND
SCHEDULE OF REVENUES AND EXPENDITURES - BUDGET AND ACTUAL
(NON-GAAP BUDGETARY BASIS)
Year Ended December 31, 2009

	<u>Final Budget</u>	<u>Actual</u>	<u>Variance - Positive (Negative)</u>
REVENUES:			
Intergovernmental	\$ 6,200	\$ 6,200	\$ -
EXPENDITURES:			
Streets and highways	68,678	68,678	-
Engineering and building	32,497	32,497	-
Total expenditures	<u>101,175</u>	<u>101,175</u>	<u>-</u>
Excess (deficiency) of revenues over expenditures	(94,975)	(94,975)	-
OTHER FINANCING SOURCES (USES):			
Advances in	218,800	137,500	(81,300)
Note proceeds	50,000	34,116	(15,884)
Transfers in	60,859	60,859	-
Advances out	<u>(137,500)</u>	<u>(137,500)</u>	<u>-</u>
Total other financing sources (uses)	<u>192,159</u>	<u>94,975</u>	<u>(97,184)</u>
Excess (deficiency) of revenues and other sources over expenditures and other uses	97,184	-	(97,184)
FUND BALANCES, BEGINNING OF YEAR	<u>-</u>	<u>-</u>	<u>-</u>
FUND BALANCES, END OF YEAR	<u>\$ 97,184</u>	<u>\$ -</u>	<u>\$ (97,184)</u>

CITY OF MENTOR, OHIO
ODNR LAGOONS FUND
SCHEDULE OF REVENUES AND EXPENDITURES - BUDGET AND ACTUAL
(NON-GAAP BUDGETARY BASIS)
Year Ended December 31, 2009

	<u>Final Budget</u>	<u>Actual</u>	<u>Variance - Positive (Negative)</u>
REVENUES:			
Intergovernmental	\$ 132,000	\$ 132,000	\$ -
EXPENDITURES:			
Parks, recreation and public facilities	396,000	221,762	174,238
Excess (deficiency) of revenues over expenditures	(264,000)	(89,762)	174,238
OTHER FINANCING SOURCES (USES):			
Advances in	264,000	264,000	-
Total other financing sources (uses)	264,000	264,000	-
Excess (deficiency) of revenues and other sources over expenditures and other uses	-	174,238	174,238
FUND BALANCES, BEGINNING OF YEAR	-	-	-
FUND BALANCES, END OF YEAR	\$ -	\$ 174,238	\$ 174,238


CITY OF MENTOR, OHIO
HEISLEY ROAD IMPROVEMENT - PHASE III FUND
SCHEDULE OF REVENUES AND EXPENDITURES - BUDGET AND ACTUAL
(NON-GAAP BUDGETARY BASIS)
Year Ended December 31, 2009

	<u>Final Budget</u>	<u>Actual</u>	<u>Variance - Positive (Negative)</u>
REVENUES:	\$ -	\$ -	\$ -
EXPENDITURES:			
Engineering and building	<u>200,000</u>	<u>200,000</u>	<u>-</u>
Excess (deficiency) of revenues over expenditures	(200,000)	(200,000)	-
OTHER FINANCING SOURCES (USES):			
Advances in	<u>200,000</u>	<u>200,000</u>	<u>-</u>
Total other financing sources (uses)	<u>200,000</u>	<u>200,000</u>	<u>-</u>
Excess (deficiency) of revenues and other sources over expenditures and other uses	-	-	-
FUND BALANCES, BEGINNING OF YEAR	<u>-</u>	<u>-</u>	<u>-</u>
FUND BALANCES, END OF YEAR	<u>\$ -</u>	<u>\$ -</u>	<u>\$ -</u>

*the city of choice!*SM

STATISTICAL SECTION





Statistical Section

This part of the City of Mentor’s comprehensive annual financial report presents detailed information as a context for understanding what the information in the financial statements, note disclosures, and required supplementary information says about the city’s overall financial health.

<u>Contents</u>	<u>Page</u>
<i>Financial Trends</i> These schedules contain trend information to help the reader understand how the city’s financial performance and well-being have changed over time.	142 – 146
<i>Revenue Capacity</i> These schedules contain information to help the reader assess the factors affecting the city’s ability to generate its property and sales taxes.	147 – 151
<i>Debt Capacity</i> These schedules present information to help the reader assess the affordability of the city’s current levels of outstanding debt and the city’s ability to issue additional debt in the future.	152 – 156
<i>Demographic and Economic Information</i> These schedules offer demographic and economic indicators to help the reader understand the environment within which the city’s financial activities take place and to help make comparisons over time and with other governments.	157 - 158
<i>Operating Information</i> The schedules contain information about the city’s operations and resources to help the reader understand how the city’s financial information relates to the services the city provides and the activities it performs.	159 - 161

Sources: Unless otherwise noted, the information in these schedules is derived from the comprehensive annual financial reports for the relevant year. The city implemented Statement 34 in 2003; schedules presenting government-wide information include information beginning in that year.

CITY OF MENTOR, OHIO
Net Assets By Components
Last Seven Fiscal Years
(Accrual Basis of Accounting)

	<u>2009</u>	<u>2008</u>	<u>2007</u>	<u>2006</u>	<u>2005</u>	<u>2004</u>	<u>2003</u>
GOVERNMENTAL ACTIVITIES							
Invested in Capital Assets, Net of Related Debt	\$ 143,332,857	\$ 143,782,111	\$ 146,853,882	\$ 146,106,516	\$ 144,331,191	\$ 142,321,257	\$ 137,537,568
Restricted -							
Debt Service	20,799,179	21,055,145	10,061,284	10,308,462	8,416,626	9,440,732	9,869,233
Capital Projects	-	655,800	814,484	1,045,244	608,301	580,697	526,096
Streets and Public Safety	5,272,319	4,883,112	6,007,323	5,681,478	5,202,402	4,081,130	4,304,140
Unrestricted (Deficit)	<u>20,317,849</u>	<u>21,036,657</u>	<u>19,617,839</u>	<u>18,237,072</u>	<u>19,891,696</u>	<u>19,705,506</u>	<u>18,708,417</u>
<i>Total Governmental Net Assets</i>	<u>\$ 189,722,204</u>	<u>\$ 191,412,825</u>	<u>\$ 183,354,812</u>	<u>\$ 181,378,772</u>	<u>\$ 178,450,216</u>	<u>\$ 176,129,322</u>	<u>\$ 170,945,454</u>

Note: The City began to report accrual information when it implemented GASB Statement 34 in fiscal year 2003.

CITY OF MENTOR, OHIO
Changes in Net Assets
Last Seven Fiscal Years
(Accrual Basis of Accounting)

	2009	2008	2007	2006	2005	2004	2003
Program Revenues							
Governmental Activities:							
Charges for Services:							
General Government	\$2,518,135	\$2,247,383	\$2,583,475	\$2,083,099	\$1,953,882	\$1,898,955	\$1,887,632
Police	201,537	59,522	67,362	56,520	65,584	76,841	89,162
Fire	1,002,270	1,208,016	920,458	8,050	5,683	6,756	43,782
Streets & Highways	1,094,893	1,174,704	1,166,350	1,043,860	1,157,879	1,066,234	1,143,244
Parks, Recreation & Public Facilities	4,202,393	4,050,431	3,952,388	4,001,727	3,734,490	2,782,247	2,686,242
Economic & Community Development	64,594	51,657	55,100	49,475	56,716	38,722	49,142
Engineering & Building	493,255	535,210	524,788	597,664	546,780	670,619	660,744
<i>Subtotal - Charges for Services</i>	<u>9,577,077</u>	<u>9,326,923</u>	<u>9,269,921</u>	<u>7,840,395</u>	<u>7,521,014</u>	<u>6,540,374</u>	<u>6,559,948</u>
Operating Grants and Contributions:							
General Government	43,077	107,462	78,008	54,788	47,636	58,818	49,124
Police	71,067	56,516	165,507	57,709	6,657	84,477	100,731
Fire	48,748	43,180	37,335	64,437	102,094	37,262	88,218
Streets & Highways	281,441	601,810	225,653	687,388	220,387	367,239	341,133
Parks, Recreation & Public Facilities	299,751	264,543	88,085	35,710	251,235	88,050	71,606
Economic & Community Development	155,132	239,008	347,998	97,492	128,553	186,515	162,339
Engineering & Building	-	-	-	-	-	-	275,111.00
<i>Subtotal - Operating Grants and Contributions</i>	<u>899,216</u>	<u>1,312,519</u>	<u>942,586</u>	<u>997,524</u>	<u>756,562</u>	<u>822,361</u>	<u>1,088,262</u>
Capital Grants and Contributions:							
General Government	-	-	-	-	-	-	-
Police	6,640	7,000	65,725	24,925	38,303	41,122	55,420
Fire	-	-	8,314	-	-	-	100,000
Streets & Highways	352,618	11,149,879	223,566	3,387,422	2,543,371	8,809,265	5,430,713
Parks, Recreation & Public Facilities	69,432	50,364	154,830	1,860,118	1,450,489	55,000	1,974,932
Economic & Community Development	-	-	-	-	51,839	44,581	180,374
Engineering & Building	-	-	-	-	-	45,943	0
Interest and Other Charges	582,594	293,916	317,452	370,755	481,875	524,071	542,586
<i>Subtotal - Capital Grants and Contributions</i>	<u>1,011,284</u>	<u>11,501,159</u>	<u>769,887</u>	<u>5,643,220</u>	<u>4,565,877</u>	<u>9,519,982</u>	<u>8,284,025</u>
Total Governmental Program Revenues	<u>11,487,577</u>	<u>22,140,601</u>	<u>10,982,394</u>	<u>14,481,139</u>	<u>12,843,453</u>	<u>16,882,717</u>	<u>15,932,235</u>

Continued

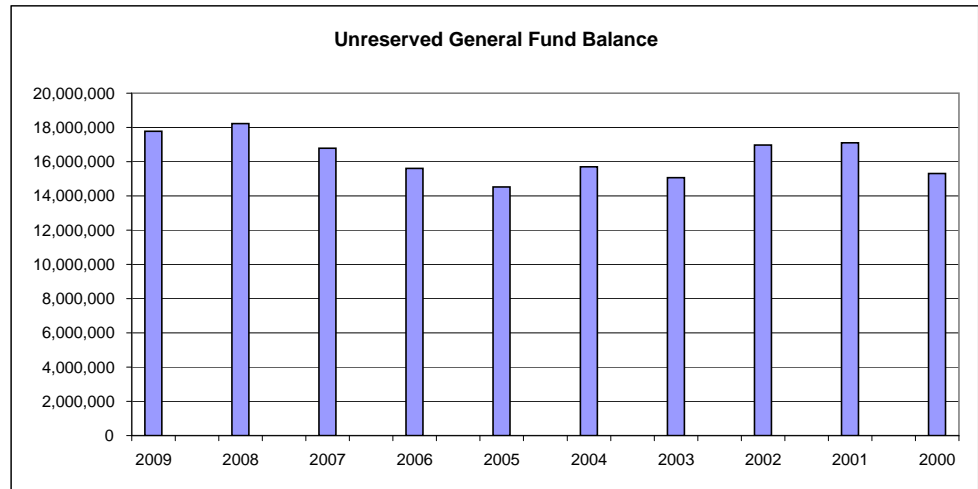
CITY OF MENTOR, OHIO
Changes in Net Assets (continued)
Last Seven Fiscal Years
(Accrual Basis of Accounting)

	2009	2008	2007	2006	2005	2004	2003
Expenses							
Governmental Activities:							
General Government	7,185,265	7,889,366	7,300,405	7,550,150	7,201,492	6,998,884	7,545,494
Police	12,350,647	12,274,557	11,680,006	11,276,837	10,759,750	10,604,664	10,013,387
Fire	11,842,353	11,790,289	11,093,519	10,674,056	10,251,159	9,502,396	9,070,349
Streets and Highways	13,816,327	16,405,625	13,482,845	14,120,600	12,062,550	13,880,008	12,170,074
Parks, Recreation & Public Facilities	7,860,266	7,763,173	9,225,254	8,406,060	8,382,989	7,641,284	7,187,899
Economic & Community Development	764,306	1,680,361	1,821,134	1,336,892	1,247,418	1,336,548	1,229,646
Engineering & Building	2,057,180	2,191,074	2,131,217	1,748,986	1,678,511	1,833,510	1,882,276
Interest and Other Charges	1,535,426	1,577,022	1,538,100	1,636,342	1,285,841	1,583,354	1,710,007
<i>Total Governmental Activities Expenses</i>	<u>57,411,770</u>	<u>61,571,467</u>	<u>58,272,480</u>	<u>56,749,923</u>	<u>52,869,710</u>	<u>53,380,648</u>	<u>50,809,132</u>
Net (Expense)/Revenue							
<i>Total Governmental Net Expense</i>	<u>\$ (45,924,193)</u>	<u>\$ (39,430,866)</u>	<u>\$ (47,290,086)</u>	<u>\$ (42,268,784)</u>	<u>\$ (40,026,257)</u>	<u>\$ (36,497,931)</u>	<u>\$ (34,876,897)</u>
General Revenues and Other Changes in Net Assets							
Governmental Activities							
Taxes:							
Municipal Income Taxes Levied	29,690,527	32,831,801	32,267,383	29,885,930	28,019,315	27,729,472	26,338,127
Property Taxes Levied							
<i>General Purposes</i>	1,784,878	1,943,948	1,795,300	2,111,122	2,011,037	1,569,225	1,306,313
<i>Special Revenue</i>	2,165,635	2,215,269	2,219,417	2,179,159	2,062,913	2,041,450	1,941,861
<i>Debt Service</i>	2,018,418	1,901,892	2,072,165	1,508,048	1,436,550	1,854,132	1,634,249
Other Local Taxes	443,167	424,852	786,290	754,113	733,874	775,571	732,210
PILOT	232,416	-	-	-	-	-	-
Shared Revenues	6,872,454	7,692,358	8,314,320	7,272,144	7,402,225	7,093,817	6,914,549
Other Grants and Contributions	-	79,068	163,737	298,564	55,458	63,216	59,612
Unrestricted Investment Income	1,002,111	307,232	1,124,560	920,404	583,428	510,565	680,325
Note Premium	-	-	-	86,954	-	-	-
Other	23,966	92,459	522,954	180,902	42,351	44,351	412,295
<i>Total Governmental General Revenues and Other Changes in Net Assets</i>	<u>44,233,572</u>	<u>47,488,879</u>	<u>49,266,126</u>	<u>45,197,340</u>	<u>42,347,151</u>	<u>41,681,799</u>	<u>40,019,541</u>
Change in Net Assets							
<i>Total Governmental Change in Net Assets</i>	<u>\$ (1,690,621)</u>	<u>\$ 8,058,013</u>	<u>\$ 1,976,040</u>	<u>\$ 2,928,556</u>	<u>\$ 2,320,894</u>	<u>\$ 5,183,868</u>	<u>\$ 5,142,644</u>

Note: The City began to report accrual information when it implemented GASB Statement 34 in fiscal year 2003.

CITY OF MENTOR, OHIO
Fund Balances, Governmental Funds
Last Ten Fiscal Years
(Modified Accrual Basis of Accounting)

	2009	2008	2007	2006	2005	2004	2003	2002	2001	2000
General Fund										
Reserved	\$2,162,956	\$1,462,499	\$1,215,466	\$1,582,283	\$1,351,276	\$1,973,554	\$3,031,581	\$3,995,269	\$4,566,809	\$5,394,453
Unreserved	17,781,308	18,215,631	16,777,646	15,613,237	14,530,983	15,707,167	15,057,255	16,965,404	17,110,887	15,307,940
Total General Fund	<u>19,944,264</u>	<u>19,678,130</u>	<u>17,993,112</u>	<u>17,195,520</u>	<u>15,882,259</u>	<u>17,680,721</u>	<u>18,088,836</u>	<u>20,960,673</u>	<u>21,677,696</u>	<u>20,702,393</u>
All Other Governmental Funds										
Reserved	2,460,771	2,848,063	2,349,192	2,125,908	1,330,417	1,249,201	1,129,438	2,331,255	2,990,162	2,792,115
Unreserved, Reported in:										
Special Revenue Funds	3,587,542	3,008,409	4,145,223	4,455,878	4,137,732	3,222,412	2,830,931	2,276,450	1,915,661	1,843,501
Capital Projects Funds	(715,738)	(4,300,077)	168,097	(753,927)	(705,498)	(515,057)	(369,719)	(998,715)	(5,176,304)	(4,375,631)
Total All Other Governmental Funds	<u>5,332,575</u>	<u>1,556,395</u>	<u>6,662,512</u>	<u>5,827,859</u>	<u>4,762,651</u>	<u>3,956,556</u>	<u>3,590,650</u>	<u>3,608,990</u>	<u>(270,481)</u>	<u>259,985</u>
Total Governmental Funds	<u>\$25,276,839</u>	<u>\$21,234,525</u>	<u>\$24,655,624</u>	<u>\$23,023,379</u>	<u>\$20,644,910</u>	<u>\$21,637,277</u>	<u>\$21,679,486</u>	<u>\$24,569,663</u>	<u>\$21,407,215</u>	<u>\$20,962,378</u>



CITY OF MENTOR, OHIO
Changes in Fund Balances, Governmental Funds
Last Ten Fiscal Years
(Modified Accrual Basis of Accounting)

	2009	2008	2007	2006	2005	2004	2003	2002	2001	2000
Revenues										
Property Taxes	\$5,968,931	\$6,061,110	\$6,086,882	\$5,798,328	\$5,510,500	\$5,464,463	\$4,962,416	\$4,900,827	\$4,822,373	\$4,510,628
Municipal Income Taxes	29,691,413	32,960,086	31,346,263	29,944,652	28,735,602	26,813,889	26,435,708	26,686,076	26,595,125	26,698,790
Other Local Taxes	443,137	424,852	786,290	754,522	733,464	775,571	732,210	739,099	723,702	698,842
PILOT	232,416	-	-	-	-	-	-	-	-	-
Intergovernmental	8,454,989	8,698,588	9,117,427	10,330,679	11,009,784	14,808,365	13,042,568	10,139,016	8,712,200	7,486,071
Charges for Services	5,418,323	5,478,221	5,040,814	4,049,658	3,796,645	2,793,584	2,835,243	2,740,706	2,644,028	2,497,616
Fines and Forfeitures	1,521,951	1,434,560	1,455,174	1,435,683	1,430,104	1,460,402	1,457,235	1,360,790	1,064,279	1,016,581
Licenses, Permits and Inspections	1,380,055	1,191,262	1,594,216	1,253,441	1,076,848	1,169,226	1,110,261	1,082,882	1,151,675	1,100,063
Special Assessments	2,314,723	1,874,013	2,114,952	2,136,312	3,004,125	2,336,570	2,337,359	1,958,849	1,983,894	2,179,302
Investment Income	1,002,111	386,300	1,288,297	1,218,968	647,026	576,607	758,196	1,580,682	2,149,937	2,108,268
Donations and Other	143,618	352,944	726,317	293,426	292,745	1,796,499	763,324	186,451	532,973	228,782
Total Revenues	56,571,667	58,861,936	59,556,632	57,215,669	56,236,843	57,995,176	54,434,520	51,375,378	50,380,186	48,524,943
Expenditures										
Current:										
General Government	7,111,144	7,742,983	7,181,507	7,058,856	7,089,759	6,848,689	7,387,217	6,620,824	6,111,342	5,814,140
Security of Persons and Property:										
Police	11,847,987	11,710,603	11,200,112	10,535,879	10,278,880	9,967,486	9,499,252	8,851,538	8,266,679	7,797,590
Fire	11,141,863	10,991,511	10,487,605	9,961,438	9,617,904	8,917,993	8,584,765	8,159,466	7,830,587	7,420,286
Streets & Highways	10,618,043	12,137,320	9,577,178	9,217,664	9,516,798	9,716,845	9,201,015	7,846,277	8,204,890	6,999,226
Parks, Recreation and Public Facilities	6,786,499	6,556,010	8,054,630	7,771,902	7,187,975	6,428,368	6,016,077	6,412,685	6,150,922	5,681,331
Economic & Community Development	754,252	1,718,496	1,824,162	1,312,148	1,238,926	1,309,906	1,217,252	1,213,590	1,041,438	1,006,737
Engineering and Building	2,030,867	2,127,362	2,104,396	1,650,631	1,596,813	1,791,941	1,807,059	1,920,058	1,916,517	1,700,348
Capital Outlay	2,881,089	5,743,075	5,020,964	10,406,978	12,913,502	9,739,603	10,201,726	8,454,079	7,739,863	6,341,720
Other	-	-	-	-	-	-	-	-	-	-
Debt Service:										
Principal Retirement	2,307,726	1,997,389	8,971,061	8,816,885	9,400,000	2,010,000	1,930,000	1,700,000	1,740,000	1,682,000
Interest and Other Expenditures	1,499,620	1,429,490	1,510,150	1,609,446	1,488,260	1,684,862	1,719,536	1,899,233	1,946,039	2,024,097
Total Expenditures	56,979,090	62,154,239	65,931,765	68,341,827	70,328,817	58,415,693	57,563,899	53,077,750	50,948,277	46,467,475
<i>Excess of Revenues Over</i> <i>(Under) Expenditures</i>	(407,423)	(3,292,303)	(6,375,133)	(11,126,158)	(14,091,974)	(420,517)	(3,129,379)	(1,702,372)	(568,091)	2,057,468
Other Financing Sources (Uses)										
Issuance of Bonds	4,335,000	7,505,000	-	-	15,541,714	5,948,605	-	4,850,738	-	-
Payment to Refunded Bonds Escrow Agent	-	-	-	-	(9,009,278)	(5,850,913)	-	-	-	-
Issuance of Notes/OPWC Loans	34,116	-	7,949,653	13,473,842	6,496,148	188,111	-	-	22,402	59,105
Transfers In	543,863	663,300	1,381,859	859,454	1,586,576	1,134,349	500,181	1,367,547	714,612	672,809
Transfers Out	(543,863)	(663,300)	(1,381,859)	(859,454)	(1,586,576)	(1,134,349)	(500,181)	(1,367,547)	(714,612)	(672,809)
Other	21,485	49,498	18,851	86,954	-	-	-	-	-	-
Total Other Financing Sources (Uses)	4,390,601	7,554,498	7,968,504	13,560,796	13,028,584	285,803	-	4,850,738	22,402	59,105
Net Change in Fund Balances	\$3,983,178	\$4,262,195	\$1,593,371	\$2,434,638	(\$1,063,390)	(\$134,714)	(\$3,129,379)	\$3,148,366	(\$545,689)	\$2,116,573
Debt Service as a Percentage of Noncapital Expenditures	7.0%	5.9%	17.2%	17.9%	19.1%	7.3%	7.7%	8.1%	8.5%	9.2%

CITY OF MENTOR, OHIO
*Assessed Valuation and Estimated Actual Values of Taxable Property
 Last Ten Fiscal Years*

Tax Year/ Collection Year	Assessed Value			Total Taxable Assessed Value	Total Direct Tax Rate	Total Estimated Actual Real Property Taxable Value	Assessed Value as a Percentage of Actual Value
	Real Property	Other Real Estate & Public Utility Property	Tangible Personal Property				
1999/2000	1,016,927,670	46,721,270	166,636,682	1,230,285,622	4.50	2,905,507,629	42.34%
2000/2001	1,155,168,000	44,297,170	170,222,816	1,369,687,986	4.50	3,300,480,000	41.50%
2001/2002	1,169,553,690	38,507,980	177,900,785	1,385,962,455	4.50	3,341,581,971	41.48%
2002/2003	1,189,075,230	36,151,460	170,313,459	1,395,540,149	4.50	3,397,357,800	41.08%
2003/2004	1,390,301,500	36,951,470	158,265,924	1,585,518,894	4.50	3,972,290,000	39.91%
2004/2005	1,405,566,960	36,934,900	152,470,740	1,594,972,600	4.50	4,015,905,600	39.72%
2005/2006	1,422,713,440	35,045,410	122,792,273	1,580,551,123	4.50	4,064,895,543	38.88%
2006/2007	1,562,461,290	35,571,190	93,005,399	1,691,037,879	4.50	4,464,175,114	37.88%
2007/2008	1,579,845,340	32,454,480	64,709,171	1,677,008,991	4.50	4,513,843,829	37.15%
2008/2009	1,603,670,200	34,261,250	1,776,147	1,639,707,597	4.50	4,581,914,857	35.79%

Note: The current assessed valuation is computed at approximately the following percentages of estimated true value: real property - 35%, public utility personal property - 100%, 88%, or 25%, and tangible personal property - 18.75%.

Source:
 Lake County Auditor Schedule A - Estimate of Property Tax Revenue

CITY OF MENTOR, OHIO
Property Tax Rates - Direct and Overlapping Governments
(Per \$1,000 of Assessed Valuations)
Last Ten Fiscal Years

<u>Tax Year/ Collection Year</u>	<u>City of Mentor Direct Rates</u>				<u>Mentor Exempted Village School District ¹</u>	<u>Lake County</u>	<u>Total</u>
	<u>General Fund</u>	<u>Special Revenue Funds</u>	<u>Debt Service Funds</u>	<u>Total</u>			
1999/2000	\$ 0.80	\$ 2.10	\$ 1.60	\$ 4.50	\$ 67.50	\$ 15.70	\$ 87.70
2000/2001	1.10	2.10	1.30	4.50	67.47	15.70	87.67
2001/2002	1.10	2.10	1.30	4.50	67.42	15.70	87.62
2002/2003	1.10	2.10	1.30	4.50	67.40	15.70	87.60
2003/2004	1.10	2.10	1.30	4.50	70.25	15.70	90.45
2004/2005	1.40	2.10	1.00	4.50	78.09	15.70	98.29
2005/2006	1.40	2.10	1.00	4.50	77.905	15.70	98.105
2006/2007	1.10	2.10	1.30	4.50	77.305	15.70	97.505
2007/2008	1.20	2.10	1.20	4.50	77.325	15.80	97.625
2008/2009	1.10	2.10	1.30	4.50	77.990	15.80	98.290

¹Includes Mentor Public Library

SOURCE: Office of the Lake County Auditor

CITY OF MENTOR, OHIO
Principal Property Tax Payers
Current Year and Nine Years Ago

<u>Taxpayer</u>	<u>2009</u>		<u>2000</u>	
	<u>Taxable Assessed Value</u>	<u>Percentage of Total City Taxable Assessed Value</u>	<u>Taxable Assessed Value</u>	<u>Percentage of Total City Taxable Assessed Value</u>
Simon Property Group Ltd Partnership	\$ 27,595,230	1.71%	\$ -	0.00%
Cleveland Electric Illuminating Co	19,136,040	1.19%	26,859,240	2.53%
Aqua Ohio/Consumers Ohio Water	11,991,450	0.74%	6,268,360	0.59%
Steris Corporation	10,703,340	0.66%	5,469,780	0.51%
NCP Westerly LLC	9,682,230	0.60%	-	0.00%
Cleveland Cuyahoga	7,339,250	0.46%	-	0.00%
Points East	7,307,240	0.45%	5,037,240	0.47%
First Interstate	4,887,590	0.30%	-	0.00%
FI Mentor Commons LTD	4,603,940	0.29%	3,199,840	0.30%
Deepwood North Co.	3,785,250	0.23%	3,233,370	0.30%
Michaels, Inc.	3,466,810	0.22%	-	0.00%
De Bartolo Realty Partnership	-	0.00%	18,203,360	1.71%
Ohio Bell Telephone Company	-	0.00%	8,870,370	0.83%
Euclid Clinic Foundation	-	0.00%	3,611,960	0.34%
Michael E. Osborne	-	0.00%	3,299,490	0.31%
James A. Brown	-	0.00%	3,125,760	0.29%
Total Principal Taxpayers	<u>\$ 110,498,370</u>		<u>\$ 87,178,770</u>	
Total Real City Property (including other real estate and public utility property)	<u>\$ 1,612,299,820</u>		<u>\$ 1,063,648,940</u>	

SOURCE: Office of the Lake County Auditor

CITY OF MENTOR, OHIO
Property Tax Levies and Collections
Real and Public Utility Property Only
Last Ten Fiscal Years

<u>Tax Year/ Collection Year</u>	<u>Net Tax Levy</u>	<u>Current Collections</u>	<u>Percentage of Current Collection to Net Levy</u>	<u>Outstanding Accumulated Delinquent Taxes</u>	<u>Collections Including Delinquencies</u>	<u>Percentage of Total Collections to Net Levy</u>
1999/2000	4,214,185	4,136,392	98.2%	66,378	4,231,557	100.4%
2000/2001	4,634,608	4,522,876	97.6%	111,732	4,601,515	99.3%
2001/2002	4,678,297	4,545,230	97.2%	147,110	4,647,946	99.4%
2002/2003	4,723,775	4,610,929	97.6%	107,612	4,785,800	101.3%
2003/2004	5,347,501	5,234,725	97.9%	78,982	5,333,773	99.7%
2004/2005	5,425,592	5,276,946	97.3%	99,690	5,385,319	99.3%
2005/2006	5,482,289	5,339,406	97.4%	130,219	5,453,739	99.5%
2006/2007	5,877,893	5,752,493	97.9%	194,089	5,803,632	98.7%
2007/2008	5,948,522	5,815,383	97.8%	213,030	5,976,631	100.5%
2008/2009	6,054,841	5,837,249	96.4%	315,279	5,972,604	98.6%

SOURCE: Office of the Lake County Auditor

CITY OF MENTOR, OHIO
Income Tax Revenue Base and Collections
Last Ten Fiscal Years
(Cash Basis)

<u>Tax Year</u>	<u>Total Tax Collected</u>	<u>Tax from Withholding</u>	<u>Tax from Net Profit</u>	<u>Tax from Individuals</u>	<u>Tax Rate</u>
2009	\$ 30,666,110	\$ 23,605,928	\$ 3,515,344	\$ 3,544,838	2.0%
2008	32,250,399	24,971,625	3,636,082	3,642,692	2.0%
2007	32,543,861	24,292,274	4,491,647	3,759,940	2.0%
2006	29,365,084	22,249,149	3,936,038	3,179,897	2.0%
2005	28,106,051	21,728,282	3,278,374	3,099,395	2.0%
2004	26,935,407	20,527,930	3,261,179	3,146,298	2.0%
2003	26,725,365	20,781,998	2,905,964	3,037,403	2.0%
2002	26,476,937	20,067,463	3,303,399	3,106,075	2.0%
2001	27,080,132	20,475,588	3,303,589	3,300,955	2.0%
2000	26,261,410	19,737,206	3,449,985	3,074,219	2.0%

CITY OF MENTOR, OHIO
Top Ten Income Tax Withholders
Current Year and Ten Years Ago

<u>2009</u>		<u>2000</u>	
<u>Rank</u>	<u>Name</u>	<u>Rank</u>	<u>Name</u>
1	Steris Corporation	1	Mentor Public Schools
2	Mentor Public Schools	2	Steris Corporation
3	Avery Dennison Corporation	3	Lincoln Electric
4	Lake County Auditor	4	Jim Brown Chevy
5	City of Mentor	5	Lake County Auditor
6	PCC Airfoils Incorporated	6	City of Mentor
7	Classic	7	Avery Dennison Corporation
8	Parker Hannifan Corporation	8	Tridelta Industries
9	Component Repair Technologies	9	Wiseco Piston Company
10	Lincoln Electric Company	10	PCC Airfoils Incorporated

Source: City of Mentor, Finance Department

CITY OF MENTOR, OHIO
Ratios of Outstanding Debt by Type
Last Ten Fiscal Years

Year	Governmental Activities			Total Primary Government	Percentage of Personal Income ¹	Per Capita ¹
	General Obligation Bonds	Special Assessment Bonds	Bond Anticipation Notes and Other Loans Payable			
2000	21,531,765	6,558,235	4,475,000	32,565,000	2.63%	648
2001	20,455,634	5,904,366	40,000	26,400,000	2.14%	525
2002	19,335,015	10,184,985	30,000	29,550,000	2.39%	588
2003	18,160,824	9,439,176	20,000	27,620,000	2.23%	549
2004	17,147,894	8,657,106	198,111	26,003,111	2.10%	517
2005	22,103,974	6,996,026	404,572	29,504,572	2.39%	587
2006	20,684,064	6,235,935	7,246,830	34,166,829	2.76%	680
2007	19,244,376	5,560,624	8,335,122	33,140,122	2.68%	659
2008	17,770,131	12,574,869	4,760,736	35,105,736	2.84%	698
2009	19,991,107	12,413,893	642,126	33,047,126	2.67%	657

Notes: Details regarding the city's outstanding debt can be found in the notes to the financial statements.

¹ See the schedule of Demographic and Economic Statistics on page 157 for personal income and population data.

CITY OF MENTOR, OHIO

Ratios of Net General Bonded Debt to Assessed Valuation and Net Bonded Debt per Capita Last Ten Fiscal Years

Year	Population ¹	Assessed Value ²	Gross General Bond Debt	Less Balance in General Bond Retirement Fund	Total	Percentage of Net General Bonded Debt to Assessed Value	Net General Bonded Debt Per Capita
2000	50,278	1,230,285,622	21,531,765	516,913	21,014,852	1.71%	417.97
2001	50,278	1,369,687,986	20,455,634	320,040	20,135,594	1.47%	400.49
2002	50,278	1,385,962,455	19,335,015	222,000	19,113,015	1.38%	380.15
2003	50,278	1,395,540,149	18,160,824	173,787	17,987,037	1.29%	357.75
2004	50,278	1,585,518,894	17,147,894	441,048	16,706,846	1.05%	332.29
2005	50,278	1,594,972,600	22,103,974	318,116	21,785,858	1.37%	433.31
2006	50,278	1,580,551,123	20,684,064	390,167	20,293,897	1.28%	403.63
2007	50,278	1,691,037,879	19,244,376	775,925	18,468,451	1.09%	367.33
2008	50,278	1,677,008,991	17,770,131	1,062,796	16,707,335	1.00%	332.30
2009	50,278	1,639,707,597	19,991,107	1,521,782	18,469,325	1.13%	367.34

SOURCES: ¹ U.S. Bureau of Census 1990 and 2000

² Office of the Lake County Auditor

CITY OF MENTOR, OHIO

Direct and Overlapping Debt

December 31, 2009

	General Obligation Bonded Debt Outstanding	Percentage Applicable to City of Mentor	Amount Applicable to Taxpayers of City of Mentor
Direct:			
City of Mentor	<u>\$ 19,991,107</u>	100.00%	<u>\$ 19,991,107</u>
Overlapping:			
Mentor Exempted Village School District and Mentor Public Library	6,168,322	82.45%	5,085,781
Lake County	<u>18,992,000</u>	24.13%	<u>4,582,770</u>
Total Overlapping	<u>25,160,322</u>		<u>9,668,551</u>
TOTAL	<u>\$ 45,151,429</u>		<u>\$ 29,659,658</u>

Note: The method to calculate the overlap is determined, on a percentage basis, by dividing the amount of assessed valuation of the political subdivision's territory that is within the boundaries of the City by the total assessed valuation of the political subdivision.

SOURCES

City of Mentor, Finance Department
Mentor Exempted Village School District
Office of the Lake County Auditor

CITY OF MENTOR, OHIO
Legal Debt Margin
Last 10 Fiscal Years

	<u>2009</u>	<u>2008</u>	<u>2007</u>	<u>2006</u>	<u>2005</u>	<u>2004</u>	<u>2003</u>	<u>2002</u>	<u>2001</u>	<u>2000</u>
Overall Legal Debt Limit (10.5 % of Assessed Valuation)	\$ 172,169,298	\$ 176,085,944	\$ 177,558,977	\$ 165,957,868	\$ 167,472,123	\$ 166,479,484	\$ 146,531,716	\$ 145,526,058	\$ 143,817,239	\$ 129,179,990
Net Debt Within 10.5% Limitations	<u>19,991,107</u>	<u>21,286,131</u>	<u>19,244,376</u>	<u>20,684,065</u>	<u>22,190,430</u>	<u>16,904,957</u>	<u>18,007,037</u>	<u>19,143,015</u>	<u>20,175,594</u>	<u>21,064,852</u>
Legal Debt Margin Within 10.5% Limitation	<u>\$ 152,178,191</u>	<u>\$ 154,799,813</u>	<u>\$ 158,314,601</u>	<u>\$ 145,273,803</u>	<u>\$ 145,281,693</u>	<u>\$ 149,574,527</u>	<u>\$ 128,524,679</u>	<u>\$ 126,383,043</u>	<u>\$ 123,641,645</u>	<u>\$ 108,115,138</u>
Total Net Debt Applicable to the 10.5% Limit as a Percentage of the Debt Limit	13.14%	13.75%	12.16%	14.24%	15.27%	11.30%	14.01%	15.15%	16.32%	19.48%
Unvoted Debt Limitation - 5.5% of Assessed Valuation	90,183,918	92,235,495	93,007,083	86,930,312	\$ 87,723,493	87,203,539	76,754,708	76,227,935	75,332,839	67,665,709
Debt Within 5.5% Limitations	<u>19,991,107</u>	<u>21,286,131</u>	<u>19,244,376</u>	<u>20,684,065</u>	<u>22,190,430</u>	<u>16,904,957</u>	<u>18,007,037</u>	<u>19,143,015</u>	<u>20,495,634</u>	<u>21,581,765</u>
Legal Debt Margin Within 5.5% Limitations	<u>\$ 70,192,811</u>	<u>\$ 70,949,364</u>	<u>\$ 73,762,707</u>	<u>\$ 66,246,247</u>	<u>\$ 65,533,063</u>	<u>\$ 70,298,582</u>	<u>\$ 58,747,671</u>	<u>\$ 57,084,920</u>	<u>\$ 54,837,205</u>	<u>\$ 46,083,944</u>
Total Debt Applicable to the 5.5% Limit as a Percentage of the Debt Limit	22.17%	23.08%	20.69%	23.79%	25.30%	19.39%	23.46%	25.11%	27.21%	31.89%

LEGAL DEBT MARGIN CALCULATION FOR 2009

Assessed Valuation	\$ 1,639,707,597
Overall Debt Limitation - 10.5% of Assessed Valuation	172,169,298
Gross Indebtedness	33,047,126
Less: OWDA/OPWC	642,126
Special Assessment Bonds & Notes	<u>12,413,893</u>
Net Debt Within 10.5% Limitations-General Obligation Bonds	<u>19,991,107</u>
Legal Debt Margin Within 10.5% Limitation	<u>\$ 152,178,191</u>
Unvoted Debt Limitation - 5.5% of Assessed Valuation	90,183,918
Gross Indebtedness Authorized by Council	19,991,107
Less Debt Outside Limitations-Voted	<u>-</u>
Debt Within 5.5% Limitations	<u>19,991,107</u>
Legal Debt Margin Within 5.5% Limitation	<u>\$ 70,192,811</u>

CITY OF MENTOR, OHIO

Pledged-Revenue Coverage

Last Ten Fiscal Years

SPECIAL ASSESSMENT BONDS

<u>Year</u>	<u>Special Assessment Collections</u>	<u>Debt Service</u>		<u>Coverage</u>
		<u>Principal</u>	<u>Interest</u>	
2000	1,251,624	650,101	568,259	1.03
2001	1,076,875	653,869	518,238	0.92
2002	933,375	569,381	461,534	0.91
2003	1,283,958	745,809	635,123	0.93
2004	1,270,784	781,320	587,907	0.93
2005	1,886,609	1,661,080	414,421	0.91
2006	1,117,069	760,091	412,086	0.95
2007	1,032,323	680,772	357,849	0.99
2008	771,433	490,755	310,154	0.96
2009	1,266,401	750,976	680,205	0.88

Note: Details regarding the City's outstanding debt can be found in the notes to the financial statements.

CITY OF MENTOR, OHIO
Demographic and Economic Statistics
Last Ten Fiscal Years

Year	Population¹	Total Personal Income²	Per Capita Personal Income¹	Median Household Income¹	Unemployment Rate³
2000	50,278	1,236,436,576	24,592	65,322	2.7%
2001	50,278	1,236,436,576	24,592	65,322	3.2%
2002	50,278	1,236,436,576	24,592	65,322	4.0%
2003	50,278	1,236,436,576	24,592	65,322	4.9%
2004	50,278	1,236,436,576	24,592	65,322	4.7%
2005	50,278	1,236,436,576	24,592	65,322	4.5%
2006	50,278	1,236,436,576	24,592	65,322	4.2%
2007	50,278	1,236,436,576	24,592	65,322	4.6%
2008	50,278	1,236,436,576	24,592	65,322	7.1%
2009	50,278	1,236,436,576	24,592	65,322	7.8%

SOURCES:

¹ U.S. Bureau of Census 1990 and 2000

² Computation of per capita personal income multiplied by population

³ Local Area Employment Statistics

CITY OF MENTOR, OHIO
Principal Employers
Current Year and Nine Years Ago

<u>Employer</u>	<u>2009</u>			<u>2000</u>		
	<u>Employees</u>	<u>Rank</u>	<u>Percentage of Total City Employment</u>	<u>Employees</u>	<u>Rank</u>	<u>Percentage of Total City Employment</u>
Mentor Public Schools	1,016	1	3.02%	1,202	1	3.82%
City of Mentor ¹	851	2	2.53%	768	2	2.44%
Steris Corp.	796	3	2.36%	700	3	2.23%
Deepwood/Lake County MRDD	468	4	1.39%	-	-	-
PCC Airfoil	455	5	1.35%	-	-	-
Avery Dennison	450	6	1.34%	515	4	1.64%
U.S. Endoscopy	330	7	0.98%			
Lincoln Electric	327	8	0.97%	500	5	1.59%
Component Repair Technologies	308	9	0.91%	-	-	-
JC Penney Co.	275	10	0.82%	310	10	0.99%
Mag-Nif, Co.	-	-	-	350	9	1.11%
Sear's Roebuck & Co.	-	-	-	375	8	1.19%
Super K-Mart	-	-	-	400	7	1.27%
Tridelta	-	-	-	470	6	1.49%
Total Employees within the City:			<u>33,696</u>			<u>31,460</u>

¹Includes Part-time and Seasonal Employees

SOURCE:

City of Mentor, Department of Economic Development
 US Census Data from 2004 and 1997

CITY OF MENTOR, OHIO

Full-Time City Government Employees by Function/Program

Last Ten Fiscal Years

Function/Program	2009	2008	2007	2006	2005	2004	2003	2002	2001	2000
General Government										
Council	2	2	2	2	2	2	2	2	2	2
Finance	11	13	12	13	12	14	14	14	14	14
City Manager/Personnel	15	15	14	16	16	15	15	14	14	13
Law	2	2	2	2	2	2	2	2	2	2
Engineering/Building*	20	21	21	17	17	18	19	21	21	18
Court	21	22	22	21	20	21	21	18	16	16
Security of Persons and Property										
Police	112	112	111	112	109	112	108	108	106	106
Fire	76	79	79	79	79	78	71	73	76	79
Public Health Services										
Cemetery	4	5	5	4	5	5	5	5	5	5
Parks, Recreation & Public Facilities	23	23	35	37	37	34	36	38	39	37
Economic & Community Development										
Economic Development/Planning*	8	7	9	12	12	11	12	12	12	12
Streets & Highways	72	75	62	64	62	65	63	65	62	60
Totals:	366	376	374	379	373	377	368	372	369	364

Note: Planning moved to the Engineering & Building Department in 2007. Parks employees moved to the Public Works Department in 2008.

Source: City of Mentor Finance Department

CITY OF MENTOR, OHIO
Operating Indicators by Function/Program
Last Ten Fiscal Years

Function/Program	2009	2008	2007	2006	2005	2004	2003	2002	2001	2000
Governmental										
General Government										
Council - Ordinances & Resolutions	143	149	160	174	139	140	203	144	145	147
Personnel - Civil Service Exams (taken)	421	0	312	38	415	19	576	0	415	213
Court - Number of Cases	12,069	11,515	10,364	10,410	11,427	11,821	11,168	11,283	10,734	9,851
Finance										
Number of A/P Checks Processed	9,002	9,976	9,918	11,963	12,119	12,103	12,236	11,887	12,070	11,949
Number of Purchase Orders Issued	4,215	4,477	4,394	4,322	4,764	4,704	5,005	5,605	5,501	5,224
Security of Persons and Property										
Police										
Criminal Arrests	2,390	2,417	2,516	2,890	2,366	2,400	2,175	2,275	2,098	1,921
Traffic Citations	7,319	6,525	7,161	7,557	8,659	8,960	8,851	9,120	8,544	7,743
Parking Citations	1,588	1,083	1,082	1,425	998	1,276	1,452	1,748	1,562	1,196
Fire - Total Number of Calls	6,513	6,467	6,423	6,063	6,190	5,827	5,925	6,036	5,825	5,633
Building & Engineering										
Building Permits Issued	2,296	2,558	2,613	2,966	2,845	3,013	3,072	2,946	2,936	2,773
Inspections - Residential	4,691	4,235	5,688	6,299	6,577	6,575	7,358	7,474	6,885	7,328
Inspections - Industrial	3,957	4,154	4,478	4,960	4,259	4,512	3,545	3,281	3,024	4,060
Parks, Recreation & Public Facilities										
Pools - Attendance	83,426	101,133	92,588	101,653	112,449	100,017	109,995	125,293	133,250	109,781
Senior Center - Program Participants	5,439	5,189	4,808	4,210	3,876	3,528	3,598	3,532	3,730	3,743
Golf Course - Rounds of Golf	40,897	41,019	41,284	41,361	35,562	N/A	N/A	N/A	N/A	N/A
Marina - Dock Rentals	500	510	521	503	510	494	484	470	442	423
Arena - Tournaments/Special Events	9	9	9	10	6	6	6	4	4	3
Arena - Number of Admissions	12,609	13,736	20,099	25,010	20,400	20,600	20,660	20,565	21,331	20,891
Cemetery - Number of Internments	211	239	227	238	238	233	244	250	271	230
Streets and Highways										
Streets Resurfaced (miles)	3.9	2.1	8.0	4.3	5.8	7.0	8.0	6.7	7.0	6.0
Concrete Pavement Replacements (cu yd)	596	526	400	410	400	300	700	200	116	330
Hazardous Ditch Enclosures (ln ft)	2,385	6,551	2,580	9,200	10,200	8,000	10,000	12,000	10,200	13,000
Drainage Assistance Projects (ln ft)	5,407	4,224	7,948	4,753	10,300	7,800	4,500	2,500	10,000	10,000

SOURCE: Various Mentor Departments

CITY OF MENTOR, OHIO
Capital Assets Statistics by Function/Program
Last Ten Fiscal Years

Function/Program	2009	2008	2007	2006	2005	2004	2003	2002	2001	2000
General Government										
Square Footage of Municipal Center	52,465	52,465	45,313	45,313	45,313	45,313	45,313	45,313	45,313	45,313
Police										
Stations	1	1	1	1	1	1	1	1	1	1
Square Footage of Buildings	35,997	35,997	35,997	35,997	35,997	35,997	35,997	35,997	35,997	35,997
Vehicles	46	50	47	45	45	44	44	46	45	43
ATV	1	0	0	0	0	0	0	0	0	0
Fire										
Stations	5	5	5	5	5	5	5	5	5	5
Square Footage of Buildings	56,308	56,308	56,308	56,308	56,308	56,308	56,308	54,308	54,308	47,669
Vehicles	41	41	39	38	39	39	38	35	36	34
Recreation										
Number of Parks	11	11	11	11	11	11	11	11	11	11
Number of Dog Parks	1	1	1	1	1	1	1	1	0	0
Number of Spray Parks	2	2	2	2	2	2	2	1	0	0
Number of Pools	3	3	3	3	3	3	3	3	3	3
Number of Ice Rinks	2	2	2	2	2	2	2	2	2	2
Number of Community Centers	6	6	6	6	6	7	7	7	7	7
Number of Tennis Courts	17	17	17	17	17	17	17	17	17	17
Number of Skateboarding Areas	2	2	2	2	2	2	2	2	2	1
Number of Baseball Diamonds	19	19	19	19	19	19	19	19	18	17
Number of Soccer Fields	12	12	12	12	12	12	10	10	9	9
Number of Basketball Courts	5	5	5	5	5	5	5	5	5	5
Number of Golf Courses	1	1	1	1	1	0	0	0	0	0
Number of Marinas	1	1	1	1	1	1	1	1	1	1
Vehicles	15	49	49	48	45	43	46	46	N/A	N/A
Square Footage of PRPF Facilities	261,502	261,502	261,502	261,502	269,032	259,370	258,046	258,046	258,046	258,046
Streets & Highways										
Streets (miles)	241.0	241.0	241.0	240.0	228.3	227.6	227.0	226.3	226.3	225.0
Number of Streetlights (per light bill)	5,254	5,254	5,254	5,247	5,209	5,209	5,209	5,179	5,035	4,346
Number of Traffic Signals	707	707	707	860	851	846	832	823	823	823
Number of Pedestrian Signals	470	470	470	366	362	360	356	350	350	350
Number of Signalized Intersections	85	85	85	83	81	80	79	78	78	78
Service Vehicles	70	70	70	67	64	66	68	67	N/A	N/A
Square Footage Buildings	72,053	72,053	72,053	72,053	72,053	72,053	72,053	99,840	99,840	99,840

SOURCE: Various Mentor Departments



Mary Taylor, CPA
Auditor of State

CITY OF MENTOR

LAKE COUNTY

CLERK'S CERTIFICATION

This is a true and correct copy of the report which is required to be filed in the Office of the Auditor of State pursuant to Section 117.26, Revised Code, and which is filed in Columbus, Ohio.

Susan Babbitt

CLERK OF THE BUREAU

**CERTIFIED
JUNE 24, 2010**