

**SOUTH CENTRAL LOCAL SCHOOL DISTRICT  
HURON COUNTY, OHIO**

***BASIC FINANCIAL STATEMENTS  
(Audited)***

***FOR THE FISCAL YEAR ENDED  
JUNE 30, 2009***

**JOYCE DUPONT, TREASURER**





Mary Taylor, CPA  
Auditor of State

Board of Education  
South Central Local School District  
3305 Greenwich Angling Road  
Greenwich, Ohio 44837

We have reviewed the *Independent Auditor's Report* of the South Central Local School District, Huron County, prepared by Julian & Grube, Inc., for the audit period July 1, 2008 through June 30, 2009. Based upon this review, we have accepted these reports in lieu of the audit required by Section 117.11, Revised Code. The Auditor of State did not audit the accompanying financial statements and, accordingly, we are unable to express, and do not express an opinion on them.

Our review was made in reference to the applicable sections of legislative criteria, as reflected by the Ohio Constitution, and the Revised Code, policies, procedures and guidelines of the Auditor of State, regulations and grant requirements. The South Central Local School District is responsible for compliance with these laws and regulations.

*Mary Taylor*

Mary Taylor, CPA  
Auditor of State

December 4, 2009

**This Page is Intentionally Left Blank.**

**SOUTH CENTRAL LOCAL SCHOOL DISTRICT  
HURON COUNTY, OHIO**

**BASIC FINANCIAL STATEMENTS  
FOR THE FISCAL YEAR ENDED JUNE 30, 2009**

**TABLE OF CONTENTS**

Independent Auditor's Report .....	1 - 2
Management's Discussion and Analysis .....	3 - 12
Basic Financial Statements:	
Government-Wide Financial Statements:	
Statement of Net Assets .....	13
Statement of Activities .....	14
Fund Financial Statements:	
Balance Sheet - Governmental Funds .....	15
Reconciliation of Total Governmental Fund Balances to Net Assets of Governmental Activities .....	16
Statement of Revenues, Expenditures and Changes in Fund Balances - Governmental Funds.....	17
Reconciliation of the Statement of Revenues, Expenditures and Changes in Fund Balances of Governmental Funds to the Statement of Activities.....	18
Statement of Revenues, Expenditures and Changes in Fund Balance - Budget and Actual (Non-GAAP Budgetary Basis) - General Fund .....	19
Statement of Fiduciary Net Assets - Fiduciary Funds .....	20
Statement of Changes in Fiduciary Net Assets - Fiduciary Fund.....	21
Notes to the Basic Financial Statements.....	22 - 50
Supplementary Data:	
Schedule of Receipts and Expenditures of Federal Awards .....	51
Report on Internal Control Over Financial Reporting and on Compliance and Other Matters Based on an Audit of Financial Statements Performed in Accordance With <i>Government Auditing Standards</i> .....	52 - 53
Report on Compliance With Requirements Applicable to Each of Its Major Programs and on Internal Control Over Compliance in Accordance With <i>OMB Circular A-133</i> .....	54 - 55
Schedule of Findings <i>OMB Circular A-133 §.505</i> .....	56



# Julian & Grube, Inc.

*Serving Ohio Local Governments*

333 County Line Rd. West, Westerville, OH 43082 Phone: 614.846.1899 Fax: 614.846.2799

## Independent Auditor's Report

Board of Education  
South Central Local School District  
3305 Greenwich Angling Road  
Greenwich, Ohio 44837

We have audited the accompanying financial statements of the governmental activities, its major fund, and the aggregate remaining fund information of South Central Local School District, Huron County, Ohio, as of and for the fiscal year ended June 30, 2009, which collectively comprise South Central Local School District's basic financial statements, as listed in the table of contents. These financial statements are the responsibility of South Central Local School District's management. Our responsibility is to express opinions on these financial statements based on our audit.

We conducted our audit in accordance with auditing standards generally accepted in the United States of America and the standards applicable to financial audits contained in *Government Auditing Standards* issued by the Comptroller General of the United States. Those standards require that we plan and perform the audit to obtain reasonable assurance about whether the financial statements are free of material misstatement. An audit includes examining, on a test basis, evidence supporting the amounts and disclosures in the financial statements. An audit also includes assessing the accounting principles used and the significant estimates made by management, as well as evaluating the overall financial statement presentation. We believe that our audit provides a reasonable basis for our opinions.

In our opinion, the financial statements referred to above present fairly, in all material respects, the respective financial position of the governmental activities, its major fund, and the aggregate remaining fund information of South Central Local School District, Huron County, Ohio, as of June 30, 2009, and the respective changes in financial position thereof and the respective budgetary comparison for the general fund for the fiscal year then ended in conformity with accounting principles generally accepted in the United States of America.

In accordance with *Government Auditing Standards*, we have also issued our report dated November 12, 2009, on our consideration of South Central Local School District's internal control over financial reporting and on our tests of its compliance with certain provisions of laws, regulations, contracts and grant agreements and other matters. The purpose of that report is to describe the scope of our testing of internal control over financial reporting and compliance and the results of that testing, and not to provide an opinion on the internal control over financial reporting or on compliance. That report is an integral part of an audit performed in accordance with *Government Auditing Standards* and should be considered in assessing the results of our audit.

Independent Auditor's Report  
South Central Local School District  
Page Two

The management's discussion and analysis is not a required part of the basic financial statements, but is supplementary information required by accounting principles generally accepted in the United States of America. We have applied certain limited procedures, which consisted principally of inquiries of management regarding the methods of measurement and presentation of the supplementary information. However, we did not audit the information and express no opinion on it.

Our audit was conducted for the purpose of forming opinions on the financial statements that collectively comprise South Central Local School District's basic financial statements. The accompanying schedule of receipts and expenditures of federal awards is presented for purposes of additional analysis as required by U.S. Office of Management and Budget Circular A-133, *Audits of States, Local Governments, and Non-Profit Organizations*, and is not a required part of the basic financial statements of South Central Local School District. Such information has been subjected to the auditing procedures applied in the audit of the basic financial statements and, in our opinion, is fairly stated, in all material respects in relation to the basic financial statements taken as a whole.

A handwritten signature in cursive script that reads "Julian & Grube, Inc.".

Julian & Grube, Inc.  
November 12, 2009

**SOUTH CENTRAL LOCAL SCHOOL DISTRICT  
HURON COUNTY, OHIO**

**MANAGEMENT'S DISCUSSION AND ANALYSIS  
FOR THE FISCAL YEAR ENDED JUNE 30, 2009**

The management's discussion and analysis of the South Central Local School District's (the "District") financial performance provides an overall review of the District's financial activities for the fiscal year ended June 30, 2009. The intent of this discussion and analysis is to look at the District's financial performance as a whole; readers should also review the basic financial statements and the notes to the basic financial statements to enhance their understanding of the District's financial performance.

**Financial Highlights**

Key financial highlights for 2009 are as follows:

- In total, net assets of governmental activities decreased \$553,655 which represents a 6.17% decrease from 2008.
- General revenues accounted for \$7,092,460 in revenue or 81.38% of all revenues. Program specific revenues in the form of charges for services and sales, grants and contributions accounted for \$1,622,366 or 18.62% of total revenues of \$8,714,826.
- The District had \$9,268,481 in expenses related to governmental activities; only \$1,622,366 of these expenses were offset by program specific charges for services, grants or contributions. General revenues supporting governmental activities (primarily taxes and unrestricted grants and entitlements) of \$7,092,460 were not adequate to provide for these programs.
- The District's only major governmental fund is the general fund. The general fund had \$7,577,012 in revenues and \$8,258,934 in expenditures and other financing uses. During fiscal year 2009, the general fund's fund balance decreased \$681,922 from \$4,052,753 to \$3,370,831.

**Using the Basic Financial Statements (BFS)**

This annual report consists of a series of financial statements and notes to those statements. These statements are organized so the reader can understand the District as a financial whole, an entire operating entity. The statements then proceed to provide an increasingly detailed look at specific financial activities.

The statement of net assets and statement of activities provide information about the activities of the whole District, presenting both an aggregate view of the District's finances and a longer-term view of those finances. Fund financial statements provide the next level of detail. For governmental funds, these statements tell how services were financed in the short-term as well as what remains for future spending. The fund financial statements also look at the District's most significant funds with all other nonmajor funds presented in total in one column.

**Reporting the District as a Whole**

*Statement of Net Assets and the Statement of Activities*

While this document contains the large number of funds used by the District to provide programs and activities, the view of the District as a whole looks at all financial transactions and asks the question, "How did we do financially during 2009?" The statement of net assets and the statement of activities answer this question. These statements include all assets, liabilities, revenues and expenses using the accrual basis of accounting similar to the accounting used by most private-sector companies. This basis of accounting will take into account all of the current year's revenues and expenses regardless of when cash is received or paid.



**SOUTH CENTRAL LOCAL SCHOOL DISTRICT  
HURON COUNTY, OHIO**

**MANAGEMENT'S DISCUSSION AND ANALYSIS  
FOR THE FISCAL YEAR ENDED JUNE 30, 2009**

These two statements report the District's net assets and changes in those assets. This change in net assets is important because it tells the reader that, for the District as a whole, the financial position of the District has improved or diminished. The causes of this change may be the result of many factors, some financial, some not. Non-financial factors include the District's property tax base, current property tax laws in Ohio restricting revenue growth, facility conditions, required educational programs and other factors.

In the statement of net assets and the statement of activities, the governmental activities include the District's programs and services, including instruction, support services, operation and maintenance, pupil transportation, extracurricular activities, food service operations and interest and fiscal charges. The statement of net assets and statement of activities can be found on pages 13 and 14 of this report.

**Reporting the District's Most Significant Funds**

***Fund Financial Statements***

The analysis of the District's major governmental funds begins on page 9. Fund financial reports provide detailed information about the District's major funds. The District uses many funds to account for a multitude of financial transactions. However, these fund financial statements focus on the District's most significant funds. The District's major governmental fund is the general fund.

***Governmental Funds***

Most of the District's activities are reported in governmental funds, which focus on how money flows into and out of those funds and the balances left at year-end available for spending in future periods. These funds are reported using an accounting method called modified accrual accounting, which measures cash and all other financial assets than can readily be converted to cash. The governmental fund financial statements provide a detailed short-term view of the District's general government operations and the basic services it provides. Governmental fund information helps you determine whether there are more or fewer financial resources that can be spent in the near future to finance educational programs. The relationship (or differences) between governmental activities (reported in the statement of net assets and the statement of activities) and governmental funds is reconciled in the basic financial statements. The basic governmental fund financial statements can be found on pages 15-19.

***Reporting the District's Fiduciary Responsibilities***

The District is the trustee, or fiduciary, for its scholarship programs. This activity is presented as a private-purpose trust fund. The District also acts in a trustee capacity as an agent for individuals. These activities are reported in an agency fund. All of the District's fiduciary activities are reported in separate statements of fiduciary net assets and changes in fiduciary net assets on pages 20 and 21. These activities are excluded from the District's other financial statements because the assets cannot be utilized by the District to finance its operations.

***Notes to the Basic Financial Statements***

The notes provide additional information that is essential to a full understanding of the data provided in the government-wide and fund financial statements. These notes to the basic financial statements can be found on pages 22-50 of this report.

**SOUTH CENTRAL LOCAL SCHOOL DISTRICT  
HURON COUNTY, OHIO**

**MANAGEMENT'S DISCUSSION AND ANALYSIS  
FOR THE FISCAL YEAR ENDED JUNE 30, 2009**

**The District as a Whole**

The table below provides a summary of the District's net assets for 2009 and 2008.

	<b>Net Assets</b>	
	Governmental Activities 2009	Governmental Activities 2008
<b><u>Assets</u></b>		
Current and other assets	\$ 5,844,715	\$ 6,690,802
Capital assets, net	<u>6,200,584</u>	<u>5,997,725</u>
Total assets	<u>12,045,299</u>	<u>12,688,527</u>
<b><u>Liabilities</u></b>		
Current liabilities	1,811,773	1,910,033
Long-term liabilities	<u>1,818,134</u>	<u>1,809,447</u>
Total liabilities	<u>3,629,907</u>	<u>3,719,480</u>
<b><u>Net Assets</u></b>		
Invested in capital assets, net of related debt	5,045,692	4,844,137
Restricted	1,003,519	1,015,486
Unrestricted	<u>2,366,181</u>	<u>3,109,424</u>
Total net assets	<u>\$ 8,415,392</u>	<u>\$ 8,969,047</u>

Over time, net assets can serve as a useful indicator of a government's financial position. At June 30, 2009, the District's assets exceeded liabilities by \$8,415,392. At year end, unrestricted net assets were \$2,366,181.

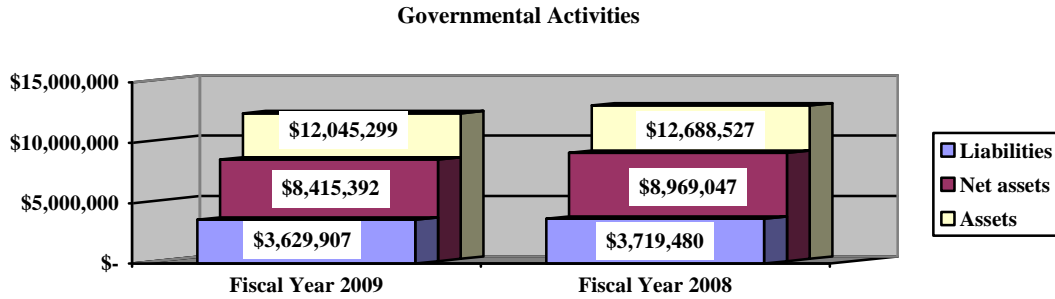
At year-end, capital assets represented 51.48% of total assets. Capital assets include land and land improvements, construction in progress, buildings and improvements, furniture and equipment and vehicles. Capital assets, net of related debt to acquire the assets at June 30, 2009 were \$5,045,692. These capital assets are used to provide services to the students and are not available for future spending. Although the District's investment in capital assets is reported net of related debt, it should be noted that the resources to repay the debt must be provided from other sources, since capital assets may not be used to liquidate these liabilities.

A portion of the District's net assets, \$1,003,519, represents resources that are subject to external restriction on how they may be used. The remaining balance of unrestricted net assets of \$2,366,181 may be used to meet the District's ongoing obligations to the students and creditors.

**SOUTH CENTRAL LOCAL SCHOOL DISTRICT  
HURON COUNTY, OHIO**

**MANAGEMENT'S DISCUSSION AND ANALYSIS  
FOR THE FISCAL YEAR ENDED JUNE 30, 2009**

The graph below illustrates the governmental activities assets, liabilities and net assets at June 30, 2009 and 2008:



The table below shows the change in net assets for fiscal year 2009 compared to fiscal year 2008.

	<b>Change in Net Assets</b>	
	Governmental Activities 2009	Governmental Activities 2008
<b><u>Revenues</u></b>		
Program revenues:		
Charges for services and sales	\$ 599,441	\$ 685,956
Operating grants and contributions	1,009,732	939,247
Capital grants and contributions	13,193	6,582
General revenues:		
Property taxes	1,421,225	1,581,603
School district income taxes	873,766	922,372
Grants and entitlements	4,718,273	4,566,184
Investment earnings	62,086	193,187
Other	17,110	7,380
<b>Total revenues</b>	<b>8,714,826</b>	<b>8,902,511</b>

**SOUTH CENTRAL LOCAL SCHOOL DISTRICT  
HURON COUNTY, OHIO**

**MANAGEMENT'S DISCUSSION AND ANALYSIS  
FOR THE FISCAL YEAR ENDED JUNE 30, 2009**

**Change in Net Assets**

	<u>Governmental Activities 2009</u>	<u>Governmental Activities 2008</u>
<b><u>Expenses</u></b>		
Program expenses:		
Instruction:		
Regular	4,275,793	4,273,507
Special	490,075	482,286
Vocational	215,936	183,308
Other	610,879	630,969
Support services:		
Pupil	81,693	90,082
Instructional staff	131,999	113,226
Board of education	38,667	22,514
Administration	989,634	887,931
Fiscal	250,673	237,227
Operations and maintenance	825,659	715,347
Pupil transportation	583,304	617,299
Central	3,682	8,037
Operations of non-instructional services:		
Food service operations	414,193	415,800
Other non-instructional services	9,001	1,000
Extracurricular activities	285,661	332,707
Interest and fiscal charges	<u>61,632</u>	<u>86,458</u>
Total expenses	<u>9,268,481</u>	<u>9,097,698</u>
Change in net assets	(553,655)	(195,187)
Net assets at beginning of year	<u>8,969,047</u>	<u>9,164,234</u>
Net assets at end of year	<u>\$ 8,415,392</u>	<u>\$ 8,969,047</u>

**Governmental Activities**

Net assets of the District's governmental activities decreased \$553,655. Total governmental expenses of \$9,268,481 were offset by program revenues of \$1,622,366 and general revenues of \$7,092,460. Program revenues supported 17.50% of the total governmental expenses.

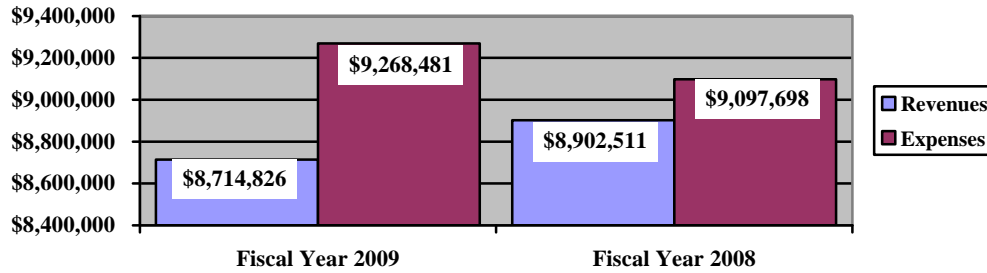
The primary sources of revenue for governmental activities are derived from property taxes, income taxes and unrestricted grants and entitlements. These three revenue sources represent 80.48% of total governmental revenue.

**SOUTH CENTRAL LOCAL SCHOOL DISTRICT  
HURON COUNTY, OHIO**

**MANAGEMENT'S DISCUSSION AND ANALYSIS  
FOR THE FISCAL YEAR ENDED JUNE 30, 2009**

The graph below presents the District's governmental activities revenue and expenses for fiscal years 2009 and 2008.

**Governmental Activities - Revenues and Expenses**



The statement of activities shows the cost of program services and the charges for services and grants offsetting those services. The following table shows, for governmental activities, the total cost of services and the net cost of services. That is, it identifies the cost of these services supported by tax revenue and unrestricted State grants and entitlements.

**Governmental Activities**

	Total Cost of Services <u>2009</u>	Net Cost of Services <u>2009</u>	Total Cost of Services <u>2008</u>	Net Cost of Services <u>2008</u>
<b>Program expenses</b>				
Instruction:				
Regular	\$ 4,275,793	\$ 3,747,676	\$ 4,273,507	\$ 3,736,817
Special	490,075	45,244	482,286	13,162
Vocational	215,936	180,036	183,308	139,812
Other	610,879	573,077	630,969	630,955
Support services:				
Pupil	81,693	76,511	90,082	84,135
Instructional staff	131,999	126,552	113,226	105,984
Board of education	38,667	38,667	22,514	22,514
Administration	989,634	956,467	887,931	846,522
Fiscal	250,673	245,690	237,227	237,227
Operations and maintenance	825,659	821,081	715,347	715,226
Pupil transportation	583,304	539,053	617,299	589,538
Central	3,682	3,682	8,037	7,960
Operations of non-instructional services:				
Food service operations	414,193	30,563	415,800	27,216
Other non-instructional services	9,001	(5,585)	1,000	(876)
Extracurricular activities	285,661	205,769	332,707	223,263
Interest and fiscal charges	61,632	61,632	86,458	86,458
<b>Total expenses</b>	<u>\$ 9,268,481</u>	<u>\$ 7,646,115</u>	<u>\$ 9,097,698</u>	<u>\$ 7,465,913</u>

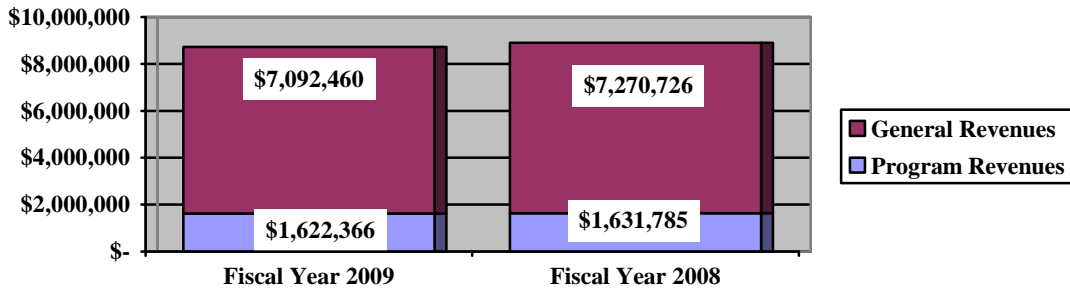
**SOUTH CENTRAL LOCAL SCHOOL DISTRICT  
HURON COUNTY, OHIO**

**MANAGEMENT'S DISCUSSION AND ANALYSIS  
FOR THE FISCAL YEAR ENDED JUNE 30, 2009**

The dependence upon tax and other general revenues for governmental activities is apparent, 81.29% of instruction activities are supported through taxes and other general revenues. For all governmental activities, general revenue support is 82.50%. The District's taxpayers, as a whole, are by far the primary support for District's students.

The graph below presents the District's governmental activities revenue for fiscal years 2009 and 2008.

**Governmental Activities - General and Program Revenues**



**The District's Funds**

The District's governmental funds (as presented on the balance sheet on page 15) reported a combined fund balance of \$3,790,045, which is less than last year's fund balance of \$4,521,673. The schedule below indicates the fund balance and the total change in fund balance as of June 30, 2009 and 2008.

	Fund Balance June 30, 2009	Fund Balance June 30, 2008	(Decrease)
General	\$ 3,370,831	\$ 4,052,753	\$ (681,922)
Other Governmental	419,214	468,920	(49,706)
<b>Total</b>	<b><u>\$ 3,790,045</u></b>	<b><u>\$ 4,521,673</u></b>	<b><u>\$ (731,628)</u></b>

**SOUTH CENTRAL LOCAL SCHOOL DISTRICT  
HURON COUNTY, OHIO**

**MANAGEMENT'S DISCUSSION AND ANALYSIS  
FOR THE FISCAL YEAR ENDED JUNE 30, 2009**

***General Fund***

The District's general fund balance decreased \$681,922. The table that follows assists in illustrating the financial activities of the general fund.

	<u>2009</u> <u>Amount</u>	<u>2008</u> <u>Amount</u>	<u>Percentage</u> <u>Change</u>
<b><u>Revenues</u></b>			
Taxes	\$ 2,110,421	\$ 2,267,453	(6.93) %
Tuition	274,510	297,069	(7.59) %
Earnings on investments	57,035	177,907	(67.94) %
Intergovernmental	5,090,934	4,880,591	4.31 %
Other revenues	<u>44,112</u>	<u>39,462</u>	11.78 %
Total	<u>\$ 7,577,012</u>	<u>\$ 7,662,482</u>	(1.12) %
<b><u>Expenditures</u></b>			
Instruction	\$ 4,948,335	\$ 4,965,403	(0.34) %
Support services	3,072,501	2,452,073	25.30 %
Extracurricular activities	206,784	199,200	3.81 %
Facilities acquisition and construction	12,020	-	100.00 %
Capital outlay	-	31,617	(100.00) %
Debt service	<u>7,514</u>	<u>1,252</u>	500.16 %
Total	<u>\$ 8,247,154</u>	<u>\$ 7,649,545</u>	7.81 %

Earnings on investments decreased as a result of decreasing interest rates during the year due to the declining economy. Support service expenditures increased due to expenses related to the drainage system at the High School. Facilities acquisition and construction increased due to the engineering expenses of a new parking lot project. Capital outlay decreased due to the District not acquiring any new capital leases during the year. Debt service expenditures increased due to the District paying full year capital lease payments. All other revenues and expenditures remained comparable to prior years.

***General Fund Budgeting Highlights***

The District's budget is prepared according to Ohio law and is based on accounting for certain transactions on a basis of cash receipts, disbursements and encumbrances. The most significant budgeted fund is the general fund.

During the course of fiscal year 2009, the District amended its general fund budget numerous times. For the general fund, final budgeted revenues and other financing sources were \$7,658,290, which is less than the original budgeted revenues estimate of \$7,829,797. Actual revenues and other financing sources for fiscal year 2009 were \$7,682,709. This represents a \$24,419 increase from final budgeted revenues.

General fund original appropriations (appropriated expenditures plus other financing uses) of \$11,265,045 these appropriations decreased to \$11,136,572 in the final budget. The actual budget basis expenditures and other financing uses for fiscal year 2009 totaled \$8,623,310, which was \$2,513,262 less than the final budget appropriations. The decreases in appropriations were caused by the District's worst case scenario budgeting method in the original and final budgets.

**SOUTH CENTRAL LOCAL SCHOOL DISTRICT  
HURON COUNTY, OHIO**

MANAGEMENT'S DISCUSSION AND ANALYSIS  
FOR THE FISCAL YEAR ENDED JUNE 30, 2009

**Capital Assets and Debt Administration**

***Capital Assets***

At the end of fiscal year 2009, the District had \$6,200,584 invested in land improvements, construction in progress, buildings and improvements, furniture and equipment, and vehicles. This entire amount is reported in governmental activities.

The following table shows fiscal year 2009 balances compared to 2008 balances:

<b>Capital Assets at June 30 (Net of Depreciation)</b>		
<u>Governmental Activities</u>		
	<u>2009</u>	<u>2008</u>
Land	\$ 37,245	\$ 37,245
Land improvements	502,258	87,363
Construction in progress	12,020	-
Buildings and improvements	5,465,756	5,599,180
Furniture and equipment	117,953	132,221
Vehicles	<u>65,352</u>	<u>141,716</u>
<b>Total</b>	<b><u>\$ 6,200,584</u></b>	<b><u>\$ 5,997,725</u></b>

The overall increase in capital assets is due to capital outlays of \$490,631 exceeding depreciation expense of \$287,772 for fiscal year 2009. See Note 9 for additional detail on capital assets.

***Debt Administration***

At June 30, 2009, the District had \$1,215,910 in bonds and \$25,199 in lease obligations outstanding. Of this total, \$145,938 is due within one year and \$1,095,171 is due in greater than one year. The following table summarizes the bonds outstanding:

<b>Outstanding Debt, at Year End</b>		
	<u>Governmental Activities 2009</u>	<u>Governmental Activities 2008</u>
Classroom facilities improvement bonds:		
Current interest	\$ -	\$ 1,015,000
Refunding	935,000	-
Capital appreciation	135,552	107,851
Accreted interest	145,358	191,960
Lease obligation	<u>25,199</u>	<u>30,737</u>
<b>Total</b>	<b><u>\$ 1,241,109</u></b>	<b><u>\$ 1,345,548</u></b>



**SOUTH CENTRAL LOCAL SCHOOL DISTRICT  
HURON COUNTY, OHIO**

**MANAGEMENT'S DISCUSSION AND ANALYSIS  
FOR THE FISCAL YEAR ENDED JUNE 30, 2009**

At June 30, 2009, the District's overall legal debt margin was \$5,266,378 with an unvoted debt margin of \$66,184. See Note 11 for details of the District's long-term obligations.

**Current Financial Related Activities**

The District has been able to use a very conservative financial approach. The District operates at the 20 mil floor and has an inside millage rate of 4.5. The District does benefit from a 1.25% income tax that was passed in 1992. There have been no requests by the District to its voters since 1992.

The Board and administration closely monitor expenditures to stay in line with the five-year financial forecast. Cuts to operating budgets and cuts in staffing throughout the District have been employed during the past four years to avoid the need to seek additional money from the community. Rising health care insurance costs, fuel costs and teachers' salary increases and inconsistencies in the State legislature's funding for schools have made the "balancing act" a difficult one.

The Board and the administration have continued to monitor the State funding issue for schools. Of particular concern this year is the proposed Core Curriculum and the financial impact this would have on the District.

The District has experienced very little enrollment growth over the past five years. What growth has occurred has largely been offset by the loss of home school students. Another factor of student enrollment that has affected school funding is an increase in the number of students that are attending the vocational school.

The District continues to closely monitor income amounts. If the economy improves it is hoped that the income tax will surpass the current growth rate of 1/4 of 1% per year. This revenue growth will have to be factored with the inevitability of rising operating costs in the future. The five-year forecast anticipates that the District will be able to stay in the black in the immediate future with careful financial budgeting. The goal of the District remains to provide the best possible education for the dollars available.

The District relies on property taxes, entitlements and grants. Tax revenues have increased slightly, State revenues are steady and grants are decreasing. Expenditures are increasing at double the rate of revenue increases. As this trend continues, carryover funds will be depleted as of fiscal year 2013.

The majority of the tax revenue is derived from real estate and farming. The District is mainly rural and has a very small industrial base; however with reductions of tangible personal property the small amount derived from industry will be gone soon.

The facilities are overcrowded and have not been updated significantly to meet the enrollment needs and additional course offerings necessary to be academically proficient. The voters have rejected a plan for a new grades 7-12 facility to be partially paid by the Ohio School Facilities Commission (OSFC) twice. The District is no longer eligible to receive funds from the OSFC so the Board has asked the voters to approve a bond issue for the total amount of the project that will upgrade and add-to the current facility. This issue is for the total cost of the project and was rejected twice by the voters of the District.

**Contacting the District's Financial Management**

This financial report is designed to provide our citizens, taxpayers and investors and creditors with a general overview of the District's finances and to show the District's accountability for the money it receives. If you have questions about this report or need additional financial information contact: Ms. Joyce Dupont, Treasurer of South Central Local School District at 3305 Greenwich Angling Road, Greenwich, Ohio 44837.

BASIC  
FINANCIAL STATEMENTS

**SOUTH CENTRAL LOCAL SCHOOL DISTRICT  
HURON COUNTY, OHIO**

STATEMENT OF NET ASSETS  
JUNE 30, 2009

	<b>Governmental Activities</b>
<b>Assets:</b>	
Equity in pooled cash and cash equivalents. . .	\$ 3,933,044
Receivables:	
Taxes . . . . .	1,667,887
Accounts . . . . .	946
Intergovernmental . . . . .	142,776
Accrued interest . . . . .	1,347
Prepayments . . . . .	19,233
Materials and supplies inventory . . . . .	34,634
Unamortized bond issue costs . . . . .	44,848
Capital assets:	
Land . . . . .	37,245
Construction in progress . . . . .	12,020
Depreciable capital assets, net . . . . .	6,151,319
Total capital assets, net. . . . .	6,200,584
 Total assets. . . . .	 12,045,299
<b>Liabilities:</b>	
Accounts payable. . . . .	32,926
Accrued wages and benefits . . . . .	473,776
Pension obligation payable. . . . .	169,445
Intergovernmental payable . . . . .	47,969
Accrued interest payable . . . . .	2,139
Unearned revenue. . . . .	1,085,518
Long-term liabilities:	
Due within one year. . . . .	226,452
Due in more than one year . . . . .	1,591,682
 Total liabilities . . . . .	 3,629,907
<b>Net Assets:</b>	
Invested in capital assets, net of related debt. . . . .	5,045,692
Restricted for:	
Capital projects . . . . .	16,160
Debt service. . . . .	390,348
Classroom facilities maintenance . . . . .	5,420
State funded programs . . . . .	24,766
Federally funded programs . . . . .	12,311
Student activities . . . . .	18,057
Public school support . . . . .	14,127
Other purposes . . . . .	522,330
Unrestricted. . . . .	2,366,181
 Total net assets . . . . .	 \$ 8,415,392

SEE ACCOMPANYING NOTES TO THE BASIC FINANCIAL STATEMENTS

**SOUTH CENTRAL LOCAL SCHOOL DISTRICT  
HURON COUNTY, OHIO**

STATEMENT OF ACTIVITIES  
FOR THE FISCAL YEAR ENDED JUNE 30, 2009

		Program Revenues			Net (Expense) Revenue and Changes in Net Assets
Expenses	Charges for Services and Sales	Operating Grants and Contributions	Capital Grants and Contributions	Governmental Activities	
<b>Governmental activities:</b>					
Instruction:					
Regular . . . . .	\$ 4,275,793	\$ 311,130	\$ 216,987	\$ -	\$ (3,747,676)
Special . . . . .	490,075	-	444,831	-	(45,244)
Vocational . . . . .	215,936	-	35,900	-	(180,036)
Other . . . . .	610,879	-	37,802	-	(573,077)
Support services:					
Pupil . . . . .	81,693	-	5,182	-	(76,511)
Instructional staff . . . . .	131,999	317	5,130	-	(126,552)
Board of education . . . . .	38,667	-	-	-	(38,667)
Administration . . . . .	989,634	31,467	1,700	-	(956,467)
Fiscal . . . . .	250,673	-	4,983	-	(245,690)
Operations and maintenance . . . . .	825,659	-	4,578	-	(821,081)
Pupil transportation . . . . .	583,304	-	31,058	13,193	(539,053)
Central . . . . .	3,682	-	-	-	(3,682)
Operation of non-instructional services:					
Food service operations . . . . .	414,193	178,668	204,962	-	(30,563)
Other non-instructional services . . . . .	9,001	324	14,262	-	5,585
Extracurricular activities . . . . .	285,661	77,535	2,357	-	(205,769)
Interest and fiscal charges . . . . .	61,632	-	-	-	(61,632)
Total governmental activities . . . . .	<u>\$ 9,268,481</u>	<u>\$ 599,441</u>	<u>\$ 1,009,732</u>	<u>\$ 13,193</u>	<u>(7,646,115)</u>
<b>General Revenues:</b>					
Property taxes levied for:					
General purposes . . . . .					1,242,266
Debt service . . . . .					152,990
Classroom maintenance . . . . .					25,969
School district income taxes . . . . .					873,766
Grants and entitlements not restricted to specific programs . . . . .					4,718,273
Investment earnings . . . . .					62,086
Miscellaneous . . . . .					17,110
Total general revenues . . . . .					<u>7,092,460</u>
Change in net assets . . . . .					(553,655)
<b>Net assets at beginning of year . . . . .</b>					<u>8,969,047</u>
<b>Net assets at end of year . . . . .</b>					<u>\$ 8,415,392</u>

SEE ACCOMPANYING NOTES TO THE BASIC FINANCIAL STATEMENTS

**SOUTH CENTRAL LOCAL SCHOOL DISTRICT  
HURON COUNTY, OHIO**

BALANCE SHEET  
GOVERNMENTAL FUNDS  
JUNE 30, 2009

	<b>General</b>	<b>Other Governmental Funds</b>	<b>Total Governmental Funds</b>
<b>Assets:</b>			
Equity in pooled cash and cash equivalents . . . . .	\$ 2,901,250	\$ 595,116	\$ 3,496,366
Receivables:			
Taxes . . . . .	1,482,488	185,399	1,667,887
Accounts . . . . .	594	352	946
Intergovernmental . . . . .	2,730	140,046	142,776
Accrued interest . . . . .	1,182	165	1,347
Interfund loans . . . . .	147,163	-	147,163
Advances to other funds . . . . .	89,547	-	89,547
Prepayments . . . . .	19,088	145	19,233
Materials and supplies inventory . . . . .	25,086	9,548	34,634
Restricted assets:			
Equity in pooled cash and cash equivalents . . . . .	436,678	-	436,678
 Total assets . . . . .	 \$ 5,105,806	 \$ 930,771	 \$ 6,036,577
<b>Liabilities:</b>			
Accounts payable . . . . .	\$ 32,637	\$ 289	\$ 32,926
Accrued wages and benefits . . . . .	418,056	55,720	473,776
Compensated absences payable . . . . .	59,770	-	59,770
Pension obligation payable . . . . .	146,983	22,462	169,445
Intergovernmental payable . . . . .	43,519	4,450	47,969
Interfund loans . . . . .	-	147,163	147,163
Advance from other funds . . . . .	-	89,547	89,547
Deferred revenue . . . . .	95,938	44,480	140,418
Unearned revenue . . . . .	938,072	147,446	1,085,518
 Total liabilities . . . . .	 1,734,975	 511,557	 2,246,532
<b>Fund Balances:</b>			
Reserved for encumbrances . . . . .	193,976	4,939	198,915
Reserved for materials and supplies inventory . . . . .	25,086	9,548	34,634
Reserved for prepayments . . . . .	19,088	145	19,233
Reserved for property tax unavailable for appropriation . . . . .	163,477	23,867	187,344
Reserved for debt service . . . . .	-	359,943	359,943
Reserved for advances . . . . .	89,547	-	89,547
Reserved for BWC refunds . . . . .	168,961	-	168,961
Reserved for school bus purchases . . . . .	32,743	-	32,743
Reserved for capital maintenance . . . . .	234,974	-	234,974
Unreserved:			
Designated for budget stabilization . . . . .	484,783	-	484,783
Undesignated, reported in:			
General fund . . . . .	1,958,196	-	1,958,196
Special revenue funds . . . . .	-	6,758	6,758
Capital projects funds . . . . .	-	14,014	14,014
 Total fund balances . . . . .	 3,370,831	 419,214	 3,790,045
 Total liabilities and fund balances . . . . .	 \$ 5,105,806	 \$ 930,771	 \$ 6,036,577

SEE ACCOMPANYING NOTES TO THE BASIC FINANCIAL STATEMENTS

**SOUTH CENTRAL LOCAL SCHOOL DISTRICT  
HURON COUNTY, OHIO**

RECONCILIATION OF TOTAL GOVERNMENTAL FUND BALANCES TO  
NET ASSETS OF GOVERNMENTAL ACTIVITIES  
JUNE 30, 2009

<b>Total governmental fund balances</b>		\$	3,790,045
<i>Amounts reported for governmental activities on the statement of net assets are different because:</i>			
Capital assets used in governmental activities are not financial resources and therefore are not reported in the funds.			6,200,584
Other long-term assets are not available to pay for current-period expenditures and therefore are deferred in the funds.			
Taxes receivable	\$	108,464	
Intergovernmental receivable		31,954	
Total		140,418	140,418
Accrued interest is not due and payable in the current period and therefore is not reported in the funds.			(2,139)
Unamortized premiums on bond issuance are not recognized in the funds.			(74,336)
Unamortized bond issuance costs are not recognized in the funds.			44,848
Unamortized deferred charges on refundings are not recognized in the funds.			15,195
Long-term liabilities, such as bonds payable, are not due and payable in the current period and therefore are not reported in the funds.			
Compensated absences payable		458,114	
General obligation bonds payable		1,215,910	
Capital lease payable		25,199	
Total		(1,699,223)	(1,699,223)
<b>Net assets of governmental activities</b>		\$	8,415,392

SEE ACCOMPANYING NOTES TO THE BASIC FINANCIAL STATEMENTS

**SOUTH CENTRAL LOCAL SCHOOL DISTRICT  
HURON COUNTY, OHIO**

STATEMENT OF REVENUES, EXPENDITURES AND CHANGES IN FUND BALANCES  
GOVERNMENTAL FUNDS  
FOR THE FISCAL YEAR ENDED JUNE 30, 2009

	<u>General</u>	<u>Other Governmental Funds</u>	<u>Total Governmental Funds</u>
<b>Revenues:</b>			
From local sources:			
Taxes . . . . .	\$ 2,110,421	\$ 177,023	\$ 2,287,444
Tuition . . . . .	274,510	-	274,510
Charges for services . . . . .	-	178,668	178,668
Earnings on investments . . . . .	57,035	6,631	63,666
Classroom materials and fees . . . . .	29,253	22	29,275
Extracurricular . . . . .	-	116,538	116,538
Other local revenues . . . . .	14,859	26,426	41,285
Intergovernmental - State . . . . .	5,090,934	56,236	5,147,170
Intergovernmental - Federal . . . . .	-	687,489	687,489
Total revenues . . . . .	<u>7,577,012</u>	<u>1,249,033</u>	<u>8,826,045</u>
<b>Expenditures:</b>			
Current:			
Instruction:			
Regular . . . . .	3,929,167	281,910	4,211,077
Special . . . . .	233,231	247,224	480,455
Vocational . . . . .	215,315	-	215,315
Other . . . . .	570,622	40,257	610,879
Support services:			
Pupil . . . . .	76,267	5,426	81,693
Instructional staff . . . . .	115,068	5,187	120,255
Board of education . . . . .	38,667	-	38,667
Administration . . . . .	886,426	39,728	926,154
Fiscal . . . . .	246,634	10,017	256,651
Operations and maintenance . . . . .	1,203,180	64,208	1,267,388
Pupil transportation . . . . .	506,259	80	506,339
Operation of non-instructional services:			
Food service operations . . . . .	-	383,385	383,385
Other non-instructional services . . . . .	-	9,001	9,001
Extracurricular activities . . . . .	206,784	77,234	284,018
Facilities acquisition and construction . . . . .	12,020	-	12,020
Debt service:			
Principal retirement . . . . .	5,538	110,000	115,538
Interest and fiscal charges . . . . .	1,976	36,862	38,838
Bond issue costs . . . . .	-	47,068	47,068
Total expenditures . . . . .	<u>8,247,154</u>	<u>1,357,587</u>	<u>9,604,741</u>
Excess of expenditures over revenues . . . . .	<u>(670,142)</u>	<u>(108,554)</u>	<u>(778,696)</u>
<b>Other financing sources (uses):</b>			
Transfers in . . . . .	-	11,780	11,780
Transfers (out) . . . . .	(11,780)	-	(11,780)
Sale of refunding bonds . . . . .	-	999,999	999,999
Premium on refunding bonds . . . . .	-	78,016	78,016
Payment to refunding bond escrow agent . . . . .	-	(1,030,947)	(1,030,947)
Total other financing sources (uses) . . . . .	<u>(11,780)</u>	<u>58,848</u>	<u>47,068</u>
Net change in fund balances . . . . .	(681,922)	(49,706)	(731,628)
<b>Fund balances at beginning of year . . . . .</b>	<u>4,052,753</u>	<u>468,920</u>	<u>4,521,673</u>
<b>Fund balances at end of year . . . . .</b>	<u>\$ 3,370,831</u>	<u>\$ 419,214</u>	<u>\$ 3,790,045</u>

SEE ACCOMPANYING NOTES TO THE BASIC FINANCIAL STATEMENTS

**SOUTH CENTRAL LOCAL SCHOOL DISTRICT  
HURON COUNTY, OHIO**

RECONCILIATION OF THE STATEMENT OF REVENUES, EXPENDITURES  
AND CHANGES IN FUND BALANCES OF GOVERNMENTAL FUNDS  
TO THE STATEMENT OF ACTIVITIES  
FOR THE FISCAL YEAR ENDED JUNE 30, 2009

<b>Net change in fund balances - total governmental funds</b>	\$	(731,628)
<i>Amounts reported for governmental activities in the statement of activities are different because:</i>		
 Governmental funds report capital outlays as expenditures. However, in the statement of activities, the cost of those assets is allocated over their estimated useful lives as depreciation expense. This is the amount by which capital outlays exceeds depreciation expense in the current period.		
Capital asset additions	\$ 490,631	
Current year depreciation	<u>(287,772)</u>	
Total		202,859
 Revenues in the statement of activities that do not provide current financial resources are not reported as revenues in the funds.		
Tax revenue	7,547	
Intergovernmental revenue	<u>(118,766)</u>	
Total		(111,219)
 Repayment of principal is an expenditure in the governmental funds but the repayment reduces long-term liabilities on the statement of net assets.		
		115,538
 Payments to refunding bond escrow agents are an other financing use in the governmental funds, but the payment reduces long-term liabilities on the statement of net assets		
		1,030,947
 The issuance of refunding bonds is recorded as an other financing source in the governmental funds; however, the proceeds increase long-term liabilities on the statement of net assets.		
		(999,999)
 Premiums on refunding bonds are recognized as an other financing source in the governmental funds; however, they are amortized over the life of the issuance in the statement of activities.		
		(78,016)
 Bond issuance costs are recognized as expenditures in the governmental funds; however they are amortized over the life of the issuance in the statement of activities		
		47,068
 In the statement of activities, interest is accrued on outstanding bonds, whereas in governmental funds, interest is expensed when due. The following items resulted in additional interest being recorded in the statement of activities:		
Decrease in accrued interest payable	2,598	
Accreted interest on capital appreciation bonds	(26,100)	
Amortization of bond issuance costs	(2,220)	
Amortization of bond premiums	3,680	
Amortization of deferred charges	<u>(752)</u>	
Total		(22,794)
 Some expenses reported in the statement of activities, such as compensated absences, do not require the use of current financial resources and therefore are not reported as expenditures in governmental funds.		
		<u>(6,411)</u>
<b>Change in net assets of governmental activities</b>	<b>\$</b>	<b><u><u>(553,655)</u></u></b>

SEE ACCOMPANYING NOTES TO THE BASIC FINANCIAL STATEMENTS



**SOUTH CENTRAL LOCAL SCHOOL DISTRICT  
HURON COUNTY, OHIO**

STATEMENT OF REVENUES, EXPENDITURES AND CHANGES IN  
FUND BALANCE - BUDGET AND ACTUAL (NON-GAAP BUDGETARY BASIS)  
GENERAL FUND  
FOR THE FISCAL YEAR ENDED JUNE 30, 2009

	<u>Budgeted Amounts</u>			<b>Variance with Final Budget Positive (Negative)</b>
	<u>Original</u>	<u>Final</u>	<u>Actual</u>	
<b>Revenues:</b>				
From local sources:				
Taxes . . . . .	\$ 2,230,019	\$ 2,181,172	\$ 2,188,127	\$ 6,955
Tuition. . . . .	279,766	273,637	274,510	873
Earnings on investments. . . . .	59,308	58,009	58,194	185
Classroom materials and fees . . . . .	29,507	28,861	28,953	92
Other local revenues . . . . .	11,939	11,724	11,754	30
Intergovernmental - State . . . . .	<u>5,186,165</u>	<u>5,072,565</u>	<u>5,088,739</u>	<u>16,174</u>
Total revenues. . . . .	<u>7,796,704</u>	<u>7,625,968</u>	<u>7,650,277</u>	<u>24,309</u>
<b>Expenditures:</b>				
Current:				
Instruction:				
Regular . . . . .	4,862,092	4,961,886	3,970,571	991,315
Special. . . . .	281,832	293,966	240,325	53,641
Vocational. . . . .	287,471	284,919	221,221	63,698
Other. . . . .	672,010	699,248	570,326	128,922
Support services:				
Pupil. . . . .	90,221	94,143	76,994	17,149
Instructional staff . . . . .	143,328	145,548	115,891	29,657
Board of education . . . . .	45,450	47,205	38,433	8,772
Administration. . . . .	1,046,070	1,086,167	888,673	197,494
Fiscal . . . . .	270,083	281,906	230,619	51,287
Operations and maintenance. . . . .	2,433,481	2,055,161	1,301,262	753,899
Pupil transportation . . . . .	696,576	726,112	593,261	132,851
Extracurricular activities. . . . .	239,126	249,594	204,185	45,409
Facilities acquisition and construction. . . . .	14,077	14,693	12,020	2,673
Total expenditures . . . . .	<u>11,081,817</u>	<u>10,940,548</u>	<u>8,463,781</u>	<u>2,476,767</u>
Excess of expenditures over revenues . . . . .	<u>(3,285,113)</u>	<u>(3,314,580)</u>	<u>(813,504)</u>	<u>2,501,076</u>
<b>Other financing sources (uses):</b>				
Refund of prior year expenditure . . . . .	5,205	5,091	5,107	16
Refund of prior year receipts. . . . .	(686)	(716)	(586)	130
Advances in. . . . .	24,934	24,342	24,427	85
Transfers (out) . . . . .	(13,796)	(14,400)	(11,780)	2,620
Advances (out) . . . . .	(168,746)	(180,908)	(147,163)	33,745
Sale of assets. . . . .	2,954	2,889	2,898	9
Total other financing sources (uses) . . . . .	<u>(150,135)</u>	<u>(163,702)</u>	<u>(127,097)</u>	<u>36,605</u>
Net change in fund balance . . . . .	(3,435,248)	(3,478,282)	(940,601)	2,537,681
<b>Fund balance at beginning of year. . . . .</b>	3,464,390	3,464,390	3,464,390	-
<b>Prior year encumbrances appropriated . . . . .</b>	595,525	595,525	595,525	-
<b>Fund balance at end of year . . . . .</b>	<u>\$ 624,667</u>	<u>\$ 581,633</u>	<u>\$ 3,119,314</u>	<u>\$ 2,537,681</u>

SEE ACCOMPANYING NOTES TO THE BASIC FINANCIAL STATEMENTS

**SOUTH CENTRAL LOCAL SCHOOL DISTRICT  
HURON COUNTY, OHIO**

STATEMENT OF FIDUCIARY NET ASSETS  
FIDUCIARY FUNDS  
JUNE 30, 2009

	<b>Private-Purpose Trust</b>	
	<b>Scholarship</b>	<b>Agency</b>
<b>Assets:</b>		
Equity in pooled cash and cash equivalents . . . . .	\$ 6,325	\$ 182,668
Receivables:		
Accounts . . . . .	-	2,268
Total assets. . . . .	6,325	\$ 184,936
<b>Liabilities:</b>		
Accounts payable. . . . .	-	\$ 63
Due to students . . . . .	-	184,873
Total liabilities . . . . .	-	\$ 184,936
<b>Net Assets:</b>		
Held in trust for scholarships . . . . .	6,325	
Total net assets . . . . .	\$ 6,325	

SEE ACCOMPANYING NOTES TO THE BASIC FINANCIAL STATEMENTS

**SOUTH CENTRAL LOCAL SCHOOL DISTRICT  
HURON COUNTY, OHIO**

STATEMENT OF CHANGES IN FIDUCIARY NET ASSETS  
FIDUCIARY FUND  
FOR THE FISCAL YEAR ENDED JUNE 30, 2009

	<b>Private-Purpose Trust</b>
	<b>Scholarship</b>
<b>Additions:</b>	
Interest . . . . .	\$ 77
Gifts and contributions. . . . .	200
	277
Total additions. . . . .	277
<b>Deductions:</b>	
Scholarships awarded . . . . .	199
	78
Change in net assets . . . . .	78
<b>Net assets at beginning of year. . . . .</b>	<b>6,247</b>
<b>Net assets at end of year . . . . .</b>	<b>\$ 6,325</b>

SEE ACCOMPANYING NOTES TO THE BASIC FINANCIAL STATEMENTS

**SOUTH CENTRAL LOCAL SCHOOL DISTRICT  
HURON COUNTY, OHIO**

**NOTES TO THE BASIC FINANCIAL STATEMENTS  
FOR THE FISCAL YEAR ENDED JUNE 30, 2009**

**NOTE 1 - DESCRIPTION OF THE SCHOOL DISTRICT**

The South Central Local School District (the "District") is organized under Article VI, Sections 2 and 3 of the Constitution of the State of Ohio. The District operates under a locally-elected Board form of government consisting of five members and is responsible for the provision of public education to residents of the District. The District provides educational services as authorized by State statute and/or Federal guidelines.

The District is located in rural Huron County, and encompasses the communities of Greenwich and North Fairfield. The District is the 514<sup>th</sup> largest in the State of Ohio among 922 public and community schools in the State in terms of enrollment. It is staffed by 42 classified employees and 70 certified employees who provide services to 887 students and other community members. The District currently operates an elementary/middle school and a high school.

**NOTE 2 - SUMMARY OF SIGNIFICANT ACCOUNTING POLICIES**

The basic financial statements of the District have been prepared in conformity with accounting principles generally accepted in the United States of America (GAAP) as applied to governmental units. The Governmental Accounting Standards Board (GASB) is the accepted standard-setting body for establishing governmental accounting and financial reporting principles. The District also applies Financial Accounting Standards Board (FASB) Statements and Interpretations issued on or before November 30, 1989, to its governmental activities provided they do not conflict with or contradict GASB pronouncements. The District's significant accounting policies are described below.

**A. Reporting Entity**

The reporting entity has been defined in accordance with GASB Statement No. 14, "The Financial Reporting Entity" as amended by GASB Statement No. 39, "Determining Whether Certain Organizations Are Component Units". The reporting entity is composed of the primary government and component units. The primary government consists of all funds, departments, boards and agencies that are not legally separate from the District. For the District, this includes general operations, food service and student related activities of the District.

Component units are legally separate organizations for which the District is financially accountable. The District is financially accountable for an organization if the District appoints a voting majority of the organization's Governing Board and (1) the District is able to significantly influence the programs or services performed or provided by the organization; or (2) the District is legally entitled to or can otherwise access the organization's resources; or (3) the District is legally obligated or has otherwise assumed the responsibility to finance the deficits of, or provide financial support to, the organization; or (4) the District is obligated for the debt of the organization. Component units may also include organizations that are fiscally dependent on the District in that the District approves the budget, the issuance of debt or the levying of taxes. Certain organizations are also included as component units if the nature and significance of the relationship between the primary government and the organization is such that exclusion by the primary government would render the primary governments financial statements incomplete or misleading. Based upon the application of these criteria, the District has no component units. The basic financial statements of the reporting entity include only those of the District (the primary government).

**SOUTH CENTRAL LOCAL SCHOOL DISTRICT  
HURON COUNTY, OHIO**

NOTES TO THE BASIC FINANCIAL STATEMENTS  
FOR THE FISCAL YEAR ENDED JUNE 30, 2009

**NOTE 2 - SUMMARY OF SIGNIFICANT ACCOUNTING POLICIES - (Continued)**

The following organizations are described due to their relationship to the District:

*JOINTLY GOVERNED ORGANIZATION*

Northern Ohio Educational Computer Association (NOECA)

The District is a participant in the Northern Ohio Educational Computer Association (NOECA), which is a computer consortium. NOECA is an association of 41 public school districts formed for the purpose of applying modern technology with the aid of computers and other electronic equipment to administrative and instructional functions among member school districts. The NOECA Board of Directors consists of two representatives from each county in which participating school districts are located, the chairman of each of the operating committees, and a representative from the fiscal agent. The District paid \$40,927 to NOECA during fiscal year 2009 for services. Financial information can be obtained from Betty Schwiefert, who serves as Controller, 2900 South Columbus Avenue, Sandusky, Ohio 44870.

*INSURANCE PURCHASING POOLS*

Ohio School Boards Association Workers' Compensation Group Rating Program

The District participates in a group rating plan for workers' compensation as established under Section 4123.29 of the Ohio Revised Code. The Ohio School Boards Association Workers' Compensation Group Rating Program (GRP) was established through the Ohio School Boards Association (OSBA) as a group purchasing pool.

Huron-Erie School Employees Insurance Association

The Huron-Erie School Employees Insurance Association (Association) is a public entity risk pool comprised of 14 districts. The Association assembly consists of a superintendent or designated representative from each participating district and the program administrator. The Association is governed by a Board of Directors chosen from the general membership. The degree of control exercised by any participating district is limited to its representation on the Board. Financial information can be obtained by contacting the program administrator at the Huron-Erie School Employees Insurance Association, located at 2900 Columbus Avenue, Sandusky, Ohio 44870.

**B. Fund Accounting**

The District uses funds to maintain its financial records during the year. A fund is defined as a fiscal and accounting entity with a self balancing set of accounts. There are three categories of funds: governmental, proprietary and fiduciary.

*GOVERNMENTAL FUNDS*

Governmental funds are those through which most governmental functions typically are financed. Governmental fund reporting focuses on the sources, uses and balances of current financial resources. Expendable assets are assigned to the various governmental funds according to the purposes for which they may or must be used. Current liabilities are assigned to the fund from which they will be paid. The difference between governmental fund assets and liabilities is reported as fund balance.

**SOUTH CENTRAL LOCAL SCHOOL DISTRICT  
HURON COUNTY, OHIO**

NOTES TO THE BASIC FINANCIAL STATEMENTS  
FOR THE FISCAL YEAR ENDED JUNE 30, 2009

**NOTE 2 - SUMMARY OF SIGNIFICANT ACCOUNTING POLICIES - (Continued)**

The following is the District's only major governmental fund:

*General fund* - The general fund is used to account for all financial resources except those required to be accounted for in another fund. The general fund balance is available for any purpose provided it is expended or transferred according to the general laws of Ohio.

Other governmental funds of the District are used to account for (a) financial resources to be used for the acquisition, construction, or improvement of capital facilities other than those financed by trust funds, (b) for the accumulation of resources for, and payment of, general long-term debt, principal, interest and related costs, (c) for grants and other resources whose use is restricted to a particular purpose and (d) for food service operations.

*PROPRIETARY FUNDS*

Proprietary funds are used to account for the District's ongoing activities which are similar to those often found in the private sector. The District has no proprietary funds.

*FIDUCIARY FUNDS*

Fiduciary fund reporting focuses on net assets and changes in net assets. The fiduciary fund category is split into four classifications: pension trust funds, investment trust funds, private-purpose trust funds and agency funds. Trust funds are used to account for assets held by the District under a trust agreement for individuals, private organizations, or other governments and are therefore not available to support the District's own programs. The District's only trust fund is a private-purpose trust which accounts for scholarship programs for students. Agency funds are custodial in nature (assets equal liabilities) and do not involve measurement of results of operations. The District's agency fund accounts for student activities.

**C. Basis of Presentation and Measurement Focus**

*Government-wide Financial Statements* - The statement of net assets and the statement of activities display information about the District as a whole. These statements include the financial activities of the primary government, except for fiduciary funds.

The government-wide statement of activities presents a comparison between direct expenses and program revenues for each function or program of the governmental activities of the District. Direct expenses are those that are specifically associated with a service, program or department and therefore clearly identifiable to a particular function. Program revenues include amounts paid by the recipient of goods or services offered by the program and grants and contributions that are restricted to meeting the operational or capital requirements of a particular program. Revenues not classified as program revenues are presented as general revenues of the District.

The government-wide financial statements are prepared using the economic resources measurement focus. All assets and all liabilities associated with the operation of the District are included on the statement of net assets.

**SOUTH CENTRAL LOCAL SCHOOL DISTRICT  
HURON COUNTY, OHIO**

NOTES TO THE BASIC FINANCIAL STATEMENTS  
FOR THE FISCAL YEAR ENDED JUNE 30, 2009

**NOTE 2 - SUMMARY OF SIGNIFICANT ACCOUNTING POLICIES - (Continued)**

*Fund Financial Statements* - Fund financial statements report detailed information about the District. The focus of governmental fund financial statements is on major funds rather than reporting funds by type. Each major fund is presented in a separate column, and all nonmajor funds are aggregated into one column. Fiduciary funds are reported by fund type.

All governmental funds are accounted for using a flow of current financial resources measurement focus. With this measurement focus, only current assets and current liabilities generally are included on the balance sheet. The statement of revenues, expenditures and changes in fund balances reports on the sources (i.e., revenues and other financing sources) and uses (i.e., expenditures and other financing uses) of current financial resources. This approach differs from the manner in which the governmental activities of the government-wide financial statements are prepared. Governmental fund financial statements therefore include a reconciliation with brief explanations to better identify the relationship between the government-wide statements and the statements for governmental funds.

The private-purpose trust fund is reported using the economic resources measurement focus. Agency funds do not report a measurement focus as they do not report operations.

**D. Basis of Accounting**

Basis of accounting determines when transactions are recorded in the financial records and reported on the financial statements. Government-wide financial statements are prepared using the accrual basis of accounting. Governmental funds use the modified accrual basis of accounting. Fiduciary funds also use the accrual basis of accounting.

*Revenues - Exchange and Nonexchange Transactions* - Revenue resulting from exchange transactions, in which each party gives and receives essentially equal value, is recorded on the accrual basis when the exchange takes place. On a modified accrual basis, revenue is recorded in the fiscal year in which the resources are measurable and become available. Available means that the resources will be collected within the current fiscal year or are expected to be collected soon enough thereafter to be used to pay liabilities of the current fiscal year. For the District, available means expected to be received within sixty days of fiscal year end.

Nonexchange transactions, in which the District receives value without directly giving equal value in return, include property taxes, income taxes, grants, entitlements and donations. On an accrual basis, revenue from property taxes is recognized in the fiscal year for which the taxes are levied (see Note 6). Revenue from income taxes is recognized in the fiscal year in which the underlying exchange transaction occurred (see Note 8).

Revenue from grants, entitlements and donations is recognized in the fiscal year in which all eligibility requirements have been satisfied. Eligibility requirements include timing requirements, which specify the year when the resources are required to be used or the fiscal year when use is first permitted, matching requirements, in which the District must provide local resources to be used for a specified purpose and expenditure requirements, in which the resources are provided to the District on a reimbursement basis. On a modified accrual basis, revenue from nonexchange transactions must also be available before it can be recognized.

Under the modified accrual basis, the following revenue sources are considered to be both measurable and available at fiscal year end: property taxes available as an advance, income taxes, interest, tuition, grants, student fees and rentals.

**SOUTH CENTRAL LOCAL SCHOOL DISTRICT  
HURON COUNTY, OHIO**

NOTES TO THE BASIC FINANCIAL STATEMENTS  
FOR THE FISCAL YEAR ENDED JUNE 30, 2009

**NOTE 2 - SUMMARY OF SIGNIFICANT ACCOUNTING POLICIES - (Continued)**

Unearned Revenue and Deferred Revenue - Unearned revenue and deferred revenue arise when assets are recognized before revenue recognition criteria have been satisfied.

Property taxes for which there is an enforceable legal claim as of June 30, 2009, but which were levied to finance fiscal year 2010 operations, and other revenues received in advance of the fiscal year for which they are intended to finance, have been recorded as unearned revenue. Grants and entitlements received before the eligibility requirements are met and delinquent property taxes due at June 30, 2009 are recorded as deferred revenue on the governmental fund financial statements.

On governmental fund financial statements, receivables that will not be collected within the available period have been reported as deferred revenue.

Expenses/Expenditures - On the accrual basis of accounting, expenses are recognized at the time they are incurred. The entitlement value of donated commodities received during the year is reported in the statement of revenues, expenditures and changes in fund balances as an expenditure with a like amount reported as intergovernmental revenue.

The measurement focus of governmental fund accounting is on decreases in net financial resources (expenditures) rather than expenses. Expenditures are generally recognized in the accounting period in which the related fund liability is incurred, if measurable. Allocations of cost, such as depreciation and amortization, are not recognized in governmental funds.

**E. Budgets**

The District is required by State statute to adopt an annual appropriated cash basis budget for all funds except agency funds. The specific timetable for fiscal year 2009 is as follows:

1. Prior to January 15, the Superintendent and Treasurer submit to the Board of Education a proposed operating budget for the fiscal year commencing the following July 1. The budget includes proposed expenditures and the means of financing for all funds. Public hearings are publicized and conducted to obtain taxpayers' comments. The purpose of this budget document is to reflect the need for existing (or increased) tax rates.
2. By no later than January 20, the Board-adopted budget is filed with the Huron County Budget Commission for tax rate determination.
3. Prior to April 1, the Board of Education accepts, by formal resolution, the tax rates as determined by the Budget Commission and receives the Commission's certificate of estimated resources which states the projected revenue of each fund. Prior to June 30, the District must revise its budget so that total contemplated expenditures from any fund during the ensuing year will not exceed the amount stated in the certificate of estimated resources. The revised budget then serves as a basis for the appropriation measure. On or about July 1, the certificate is amended to include any unencumbered balances from the preceding year as reported by the District Treasurer. The certificate may be further amended during the year if projected increases or decreases in revenue are identified by the District Treasurer. The budget figures, as shown in the accompanying budgetary statement, reflect the amounts set forth in the original and final certificate of estimated resources issued for fiscal year 2009.



**SOUTH CENTRAL LOCAL SCHOOL DISTRICT  
HURON COUNTY, OHIO**

**NOTES TO THE BASIC FINANCIAL STATEMENTS  
FOR THE FISCAL YEAR ENDED JUNE 30, 2009**

**NOTE 2 - SUMMARY OF SIGNIFICANT ACCOUNTING POLICIES - (Continued)**

4. By July 1, the annual appropriation resolution is legally enacted by the Board of Education at the fund, first two digit function, and first digit object level of expenditures, which is the legal level of budgetary control. State statute permits a temporary appropriation to be effective until no later than October 1 of each year. Resolution appropriations by fund, first two digit function and first digit object must be within the estimated resources as certified by the County Budget Commission and the total of expenditures may not exceed the appropriation totals.
5. All funds, other than agency funds, are legally required to be budgeted and appropriated. The primary level of budgetary control is at the first digit object level within each first two digit function and fund. Any budgetary modifications at this level may only be made by resolution of the Board of Education.

Advances-in and advances-out are not required to be budgeted since they represent a temporary cash flow resource and are intended to be repaid.

6. Formal budgetary integration is employed as a management control device during the year for all funds consistent with the general obligation bond indenture and other statutory provisions. All funds completed the year within the amount of their legally authorized cash basis appropriation.
7. Appropriations amounts are as originally adopted, or as amended by the Board of Education through the year by supplemental appropriations, which either reallocated or increased the original appropriated amounts. All supplemental appropriations were legally enacted by the Board prior to June 30, 2009. The budget figures, as shown in the accompanying budgetary statement, reflect the original and final appropriation amounts including all amendments and modifications.
8. Unencumbered appropriations lapse at fiscal year end. Encumbered appropriations are carried forward to the succeeding fiscal year and need not be reappropriated. Expenditures may not legally exceed budgeted appropriations at the legal level of budgetary control.

**F. Cash and Investments**

To improve cash management, cash received by the District is pooled in a central bank account. Monies for all funds are maintained in this pool. Individual fund integrity is maintained through the District's records. Each fund's interest in the pool is presented as "equity in pooled cash and cash equivalents" on the basic financial statements.

During fiscal year 2009, investments were limited to the State Treasury Asset Reserve of Ohio (STAR Ohio) and non-negotiable certificates of deposit. Except for nonparticipating investment contracts, investments are reported at fair value, which is based on quoted market prices. Nonparticipating investment contracts, such as non-negotiable certificates of deposit, are reported at cost.

The District has invested funds in STAR Ohio during fiscal year 2009. STAR Ohio is an investment pool managed by the State Treasurer's Office, which allows governments within the State to pool their funds for investment purposes. STAR Ohio is not registered with the SEC as an investment company, but does operate in a manner consistent with Rule 2a7 of the Investment Company Act of 1940. Investments in STAR Ohio are valued at STAR Ohio's shares price which is the price the investment could be sold for on June 30, 2009.

**SOUTH CENTRAL LOCAL SCHOOL DISTRICT  
HURON COUNTY, OHIO**

NOTES TO THE BASIC FINANCIAL STATEMENTS  
FOR THE FISCAL YEAR ENDED JUNE 30, 2009

**NOTE 2 - SUMMARY OF SIGNIFICANT ACCOUNTING POLICIES - (Continued)**

Under existing Ohio statutes all investment earnings are assigned to the general fund unless statutorily required to be credited to a specific fund or by policy of the Board of Education. Interest revenue credited to the general fund during fiscal year 2009 amounted to \$57,035, which includes \$4,958 assigned from other funds.

For presentation on the basic financial statements, investments of the cash management pool and investments with original maturities of three months or less at the time they are purchased by the District are considered to be cash equivalents. Investments with an initial maturity of more than three months are reported as investments.

An analysis of the District's investment account at year end is provided in Note 4.

**G. Inventory**

On government-wide and fund financial statements, purchased inventories are presented at the lower of cost or market and donated commodities are presented at their entitlement value. Inventories are recorded on a first-in, first-out basis and are expensed when used. Inventories are accounted for using the consumption method.

Inventory consists of expendable supplies held for consumption, donated food and purchased food.

**H. Capital Assets**

Capital assets are not capitalized in the funds used to acquire or construct them. Instead, capital acquisition and construction are reflected as expenditures in governmental funds and the related assets are reported in the governmental activities column of the government-wide statement of net assets, but are not reported in the fund financial statements.

All purchased capital assets are valued at cost where historical records are available and at an estimated historical cost where no historical records exist. Donated capital assets are valued at their estimated fair market value on the date received. Improvements are capitalized and depreciated over the remaining useful lives of the related capital assets, as applicable. Interest incurred during the construction of capital assets is also capitalized. The costs of normal maintenance and repairs that do not add to the value of the asset or materially extend asset lives are not capitalized. The District maintains a capitalization threshold of \$5,000.

All reported capital assets, except land and construction in progress, are depreciated. Improvements are depreciated over the remaining useful lives of the related capital assets. Depreciation is computed using the straight-line method over the useful lives of the respective assets, which range between 5 and 50 years.

**I. Interfund Balances**

On fund financial statements, receivables and payables resulting from short-term interfund loans are classified as "interfund loans receivables/payables", receivables and payables resulting from long-term interfund loans are classified as "advances to/from other funds." These amounts are eliminated in the governmental activities column on the statement of net assets.

**SOUTH CENTRAL LOCAL SCHOOL DISTRICT  
HURON COUNTY, OHIO**

NOTES TO THE BASIC FINANCIAL STATEMENTS  
FOR THE FISCAL YEAR ENDED JUNE 30, 2009

**NOTE 2 - SUMMARY OF SIGNIFICANT ACCOUNTING POLICIES - (Continued)**

**J. Compensated Absences**

Compensated absences of the District consist of vacation leave and sick leave liability to the extent that payments to the employee for these absences are attributable to services already rendered and are not contingent on a specific event that is outside the control of the District and the employee.

In accordance with the provisions of GASB Statement No. 16, "Accounting for Compensated Absences", a liability for vacation leave is accrued if a) the employees' rights to payment are attributable to services already rendered; and b) it is probable that the employer will compensate the employees for the benefits through paid time off or other means, such as cash payment at termination or retirement. An accrual for earned sick leave is made to the extent that it is probable that the benefits will result in termination (severance) payments. A liability for sick leave is accrued using the vesting method; i.e., the liability is based on the sick leave accumulated at June 30, 2009, by those employees who are currently eligible to receive termination (severance) payments, as well as those employees expected to become eligible in the future. For purposes of establishing a liability for sick leave on employees expected to become eligible to retire in the future, all employees with at least ten years of service regardless of their age were considered expected to become eligible to retire in accordance with GASB Statement No. 16.

The total liability for vacation and sick leave payments has been calculated using pay rates in effect at June 30, 2009 and reduced to the maximum payment allowed by labor contract and/or statute, plus any applicable additional salary related payments.

The entire compensated absence liability is reported on the government-wide financial statements.

For governmental fund financial statements, the current portion of unpaid compensated absences is the amount expected to be paid using expendable available resources. These amounts are recorded in the account "compensated absences payable" in the fund from which the employees who have accumulated unpaid leave are paid. The noncurrent portion of the liability is not reported.

**K. Accrued Liabilities and Long-Term Obligations**

All payables, accrued liabilities and long-term obligations are reported in the government-wide financial statements.

In general, governmental fund payables and accrued liabilities that, once incurred, are paid in a timely manner and in full from current financial resources, are reported as obligations of the funds. However, compensated absences that will be paid from governmental funds are reported as a liability in the fund financial statements only to the extent that they are due for payment during the current year. Bonds and capital leases are recognized as a liability on the fund financial statements when due.

**SOUTH CENTRAL LOCAL SCHOOL DISTRICT  
HURON COUNTY, OHIO**

**NOTES TO THE BASIC FINANCIAL STATEMENTS  
FOR THE FISCAL YEAR ENDED JUNE 30, 2009**

**NOTE 2 - SUMMARY OF SIGNIFICANT ACCOUNTING POLICIES - (Continued)**

**L. Fund Balance Reserves and Designations**

The District reserves those portions of fund equity which are legally segregated for a specific future use or which do not represent available expendable resources and therefore are not available for appropriation or expenditure. Unreserved fund balance indicates that portion of fund equity which is available for appropriation in future periods. Fund equity reserves have been established for encumbrances, materials and supplies inventory, prepayments, property tax unavailable for appropriation, debt service, advances, BWC refunds, school bus purchases and capital maintenance. The reserve for property taxes unavailable for appropriation represents taxes recognized as revenue under GAAP, but not available for appropriation under State statute. The District also has designated a portion of fund balance for budget stabilization.

**M. Net Assets**

Net assets represent the difference between assets and liabilities. Net assets invested in capital assets, net of related debt consist of capital assets, net of accumulated depreciation, reduced by the outstanding balances of any borrowings used for the acquisition, construction or improvement of those assets. Net assets are reported as restricted when there are limitations imposed on their use either through the enabling legislation or through external restrictions imposed by creditors, grantors or laws or regulations of other governments. Net assets restricted for other purposes primarily include monies restricted by State statute for capital maintenance, school bus purchases and BWC refunds.

The District applies restricted resources first when an expense is incurred for purposes for which both restricted and unrestricted net assets are available.

**N. Prepayments**

Certain payments to vendors reflect the costs applicable to future accounting periods and are recorded as prepaid items in both government-wide and fund financial statements. These items are reported as assets on the balance sheet using the consumption method. A current asset for the prepaid amounts is recorded at the time of the purchase and the expenditure/expense is reported in the year in which services are consumed.

**O. Estimates**

The preparation of the basic financial statements in conformity with GAAP requires management to make estimates and assumptions that affect the amounts reported in the basic financial statements and accompanying notes. Actual results may differ from those estimates.

**P. Restricted Assets**

Restricted assets in the general fund represent cash and cash equivalents set-aside to establish a capital acquisition, school bus purchases and BWC refunds. These reserves are required by State statute. A schedule of statutory reserves is presented in Note 18.

**SOUTH CENTRAL LOCAL SCHOOL DISTRICT  
HURON COUNTY, OHIO**

**NOTES TO THE BASIC FINANCIAL STATEMENTS  
FOR THE FISCAL YEAR ENDED JUNE 30, 2009**

**NOTE 2 - SUMMARY OF SIGNIFICANT ACCOUNTING POLICIES - (Continued)**

**Q. Interfund Activity**

Exchange transactions between funds are reported as revenues in the seller funds and as expenditures/expenses in the purchaser funds. Flows of cash or goods from one fund to another without a requirement for repayment are reported as interfund transfers. Interfund transfers are reported as other financing sources/uses in governmental funds. Repayments from funds responsible for particular expenditures/expenses to the funds that initially paid for them are not presented on the basic financial statements.

**R. Unamortized Bond Issuance Costs/Bond Premium and Discount/Accounting Gain or Loss**

On government-wide financial statements, issuance costs are deferred and amortized over the term of the bonds using the straight-line method. Unamortized bond issuance costs are recorded as a separate line item on the statement of net assets.

Bond premiums are deferred and amortized over the term of the bonds using the straight line method, which approximates the effective interest method. Bond premiums are presented as an addition to the face amount of the bonds.

For bond refundings resulting in the defeasance of debt reported in the government-wide financial statements, the difference between the reacquisition price and the net carrying amount of the old debt is deferred and amortized as a component of interest expense. This accounting gain or loss is amortized over the remaining life of the old debt or the life of the new debt, whichever is shorter, and is presented as an addition to or reduction of the face amount of the new debt.

On the governmental fund financial statements, bond issuance costs and bond premiums are recognized in the current period. A reconciliation between the bonds face value and the amount reported on the statement of net assets is presented in Note 11.A.

**S. Extraordinary and Special Items**

Extraordinary items are transactions or events that are both unusual in nature and infrequent in occurrence. Special items are transactions or events that are within the control of the Board of Education and that are either unusual in nature or infrequent in occurrence. Neither type of transaction occurred during fiscal year 2009.

**NOTE 3 - ACCOUNTABILITY AND COMPLIANCE**

**A. Change in Accounting Principles**

For fiscal year 2009, the District has implemented GASB Statement No. 49, "Accounting and Financial Reporting for Pollution Remediation Obligations", GASB Statement No. 52, "Land and Other Real Estate Held as Investments by Endowments", GASB Statement No. 55, "The Hierarchy of Generally Accepted Accounting Principles for State and Local Governments", and GASB Statement No. 56 "Codification of Accounting and Financial Reporting Guidance Contained in the AICPA Statements on Auditing Standards".

**SOUTH CENTRAL LOCAL SCHOOL DISTRICT  
HURON COUNTY, OHIO**

NOTES TO THE BASIC FINANCIAL STATEMENTS  
FOR THE FISCAL YEAR ENDED JUNE 30, 2009

**NOTE 3 - ACCOUNTABILITY AND COMPLIANCE - (Continued)**

GASB Statement No. 49 addresses accounting and financial reporting standards for pollution remediation obligations, which are obligations to address the current or potential detrimental effects of existing pollution by participating in pollution remediation activities such as site assessments and cleanups. The implementation of GASB Statement No. 49 did not have an effect on the financial statements of the District.

GASB Statement No. 52 improves the quality of financial reporting by requiring endowments to report their land and other real estate investments at fair value, creating consistency in reporting among similar entities that exist to invest resources for the purpose of generating income. The implementation of GASB Statement No. 52 did not have an effect on the financial statements of the District.

GASB Statement No. 55 incorporates the hierarchy of generally accepted accounting principles (GAAP) for state and local governments into the GASB's authoritative literature. The implementation of GASB Statement No. 55 did not have an effect on the financial statements of the District.

GASB Statement No. 56 incorporates into the GASB's authoritative literature certain accounting and financial reporting guidance presented in the American Institute of Certified Public Accountants' (AICPA) Statements on Auditing Standards. The implementation of GASB Statement No. 56 did not have an effect on the financial statements of the District.

**B. Deficit Fund Balances**

Fund balances at June 30, 2009 included the following individual fund deficits:

<u>Nonmajor funds</u>	<u>Deficit</u>
Management information systems	\$ 68
Entry year programs	55
SchoolNet professional development	541
Title VI-B	66,167
Title I	46,732
Title VI	3,204
Title VI-R	14,048
SchoolNet capital projects	2,146

The general fund is liable for any deficits in these funds and provides transfers when cash is required, not when accruals occur. The deficit fund balances are the result of adjustments for accrued liabilities.

**NOTE 4 - DEPOSITS AND INVESTMENTS**

State statutes classify monies held by the District into three categories.

Active deposits are public deposits necessary to meet current demands on the treasury. Such monies must be maintained either as cash in the District treasury, in commercial accounts payable or withdrawable on demand, including negotiable order of withdrawal (NOW) accounts, or in money market deposit accounts.

**SOUTH CENTRAL LOCAL SCHOOL DISTRICT  
HURON COUNTY, OHIO**

**NOTES TO THE BASIC FINANCIAL STATEMENTS  
FOR THE FISCAL YEAR ENDED JUNE 30, 2009**

**NOTE 4 - DEPOSITS AND INVESTMENTS - (Continued)**

Inactive deposits are public deposits that the Board of Education has identified as not required for use within the current five year period of designation of depositories. Inactive deposits must either be evidenced by certificates of deposit maturing not later than the end of the current period of designation of depositories, or by savings or deposit accounts including, but not limited to, passbook accounts.

Interim deposits are deposits of interim monies. Interim monies are those monies which are not needed for immediate use, but which will be needed before the end of the current period of designation of depositories. Interim deposits must be evidenced by time certificates of deposit maturing not more than one year from the date of deposit or by savings or deposit accounts including passbook accounts.

Interim monies may be deposited or invested in the following securities:

1. United States Treasury Notes, Bills, Bonds, or any other obligation or security issued by the United States Treasury or any other obligation guaranteed as to principal and interest by the United States;
2. Bonds, notes, debentures, or any other obligations or securities issued by any federal government agency or instrumentality, including, but not limited to, the Federal National Mortgage Association, Federal Home Loan Bank, Federal Farm Credit Bank, Federal Home Loan Mortgage Corporation, Government National Mortgage Association, and Student Loan Marketing Association. All federal agency securities shall be direct issuances of federal government agencies or instrumentalities;
3. Written repurchase agreements in the securities listed above provided that the market value of the securities subject to the repurchase agreement must exceed the principal value of the agreement by at least two percent and be marked to market daily, and that the term of the agreement must not exceed thirty days;
4. Bonds and other obligations of the State of Ohio;
5. No-load money market mutual funds consisting exclusively of obligations described in items (1) and (2) above and repurchase agreements secured by such obligations, provided that investments in securities described in this division are made only through eligible institutions;
6. The State Treasurer's investment pool (STAR Ohio);
7. Certain banker's acceptance and commercial paper notes for a period not to exceed one hundred eighty days from the purchase date in an amount not to exceed twenty-five percent of the interim monies available for investment at any one time; and,
8. Under limited circumstances, corporate debt interests rated in either of the two highest classifications by at least two nationally recognized rating agencies.

Protection of the District's deposits is provided by the Federal Deposit Insurance Corporation (FDIC), by eligible securities pledged by the financial institution as security for repayment, by Surety Company bonds deposited with the Treasurer by the financial institution or by a single collateral pool established by the financial institution to secure the repayment of all public monies deposited with the institution.

**SOUTH CENTRAL LOCAL SCHOOL DISTRICT  
HURON COUNTY, OHIO**

NOTES TO THE BASIC FINANCIAL STATEMENTS  
FOR THE FISCAL YEAR ENDED JUNE 30, 2009

**NOTE 4 - DEPOSITS AND INVESTMENTS - (Continued)**

Investments in stripped principal or interest obligations, reverse repurchase agreements and derivatives are prohibited. The issuance of taxable notes for the purpose of arbitrage, the use of leverage and short selling are also prohibited. An investment must mature within five years from the date of purchase unless matched to a specific obligation or debt of the District, and must be purchased with the expectation that it will be held to maturity. Investments may only be made through specified dealers and institutions. Payment for investments may be made only upon delivery of the securities representing the investments to the Treasurer or, if the securities are not represented by a certificate, upon receipt of confirmation of transfer from the custodian.

**A. Deposits with Financial Institutions**

At June 30, 2009, the carrying amount of all District deposits was \$655,469. Based on the criteria described in GASB Statement No. 40, "Deposits and Investment Risk Disclosures", as of June 30, 2009, the District's entire bank balance of \$788,153 was covered by the FDIC.

**B. Investments**

As of June 30, 2009, the District had the following investments and maturities:

<u>Investment type</u>	<u>Fair Value</u>	<u>Investment Maturity</u> 6 months or less
STAR Ohio	<u>\$ 3,466,568</u>	<u>\$ 3,466,568</u>

*Interest Rate Risk:* As a means of limiting its exposure to fair value losses arising from rising interest rates and according to State law, the District's investment policy limits investment portfolio maturities to five years or less.

*Credit Risk:* STAR Ohio carries a rating of AAAM by Standard & Poor's. Ohio law requires that STAR Ohio maintain the highest rating provided by at least one nationally recognized standard rating service.

*Custodial Credit Risk:* For an investment, custodial credit risk is the risk that, in the event of the failure of the counterparty, the District will not be able to recover the value of its investment or collateral securities that are in the possession of an outside party. The District's investment policy does not specifically address custodial credit risk beyond the adherence to all relevant sections of the Ohio Revised Code.

*Concentration of Credit Risk:* The District places no limit on the amount that may be invested in any one issuer. The following table includes the percentage of each investment type held by the District at June 30, 2009:

<u>Investment type</u>	<u>Fair Value</u>	<u>% of Total</u>
STAR Ohio	<u>\$ 3,466,568</u>	<u>100.00</u>



**SOUTH CENTRAL LOCAL SCHOOL DISTRICT  
HURON COUNTY, OHIO**

NOTES TO THE BASIC FINANCIAL STATEMENTS  
FOR THE FISCAL YEAR ENDED JUNE 30, 2009

**NOTE 4 - DEPOSITS AND INVESTMENTS - (Continued)**

**C. Reconciliation of Cash and Investments to the Statement of Net Assets**

The following is a reconciliation of cash and investments as reported in the note above to cash and investments as reported on the statement of net assets as of June 30, 2009:

<u>Cash and investments per note</u>	
Carrying amount of deposits	\$ 655,469
Investments	<u>3,466,568</u>
Total	<u>\$ 4,122,037</u>
<u>Cash and investments per statement of net assets</u>	
Governmental activities	\$ 3,933,044
Private-purpose trust fund	6,325
Agency fund	<u>182,668</u>
Total	<u>\$ 4,122,037</u>

**NOTE 5 - INTERFUND TRANSACTIONS**

- A.** Interfund balances at June 30, 2009 as reported on the fund statements consist of the following individual interfund loans receivable and payable.

<u>Receivable fund</u>	<u>Payable fund</u>	
General fund	Nonmajor governmental funds	\$ 147,163

The primary purpose of the interfund balances is to cover costs in specific funds where revenues were not received by June 30. These interfund balances will be repaid once the anticipated revenues are received. All interfund balances are expected to be repaid within one year.

Interfund balances between governmental funds are eliminated on the government-wide financial statements.

- B.** Advances to/from other funds consisted of the following at June 30, 2009, as reported on the fund financial statements. The underlying advances were made in a prior year and have not been repaid as of June 30, 2009.

<u>Receivable fund</u>	<u>Payable fund</u>	
General fund	Nonmajor governmental funds	\$ 89,547

Interfund balances between governmental funds are eliminated on the government-wide financial statements.

**SOUTH CENTRAL LOCAL SCHOOL DISTRICT  
HURON COUNTY, OHIO**

**NOTES TO THE BASIC FINANCIAL STATEMENTS  
FOR THE FISCAL YEAR ENDED JUNE 30, 2009**

**NOTE 5 - INTERFUND TRANSACTIONS - (Continued)**

- C. Interfund transfers for the year ended June 30, 2009, consisted of the following, as reported on the fund financial statements:

Transfers from the general fund to:

Nonmajor governmental funds	\$ 11,780
-----------------------------	-----------

Transfers are used to (1) move revenues from the fund that statute or budget requires to collect them to the fund that statute or budget requires to expend them, and (2) use unrestricted revenues collected in the general fund to finance various programs accounted for in other funds in accordance with budgetary authorizations.

Interfund transfers between governmental funds are eliminated for reporting in the statement of activities. All transfers were made in compliance with Ohio Revised Code Sections 5705.14, 5705.15 and 5705.16.

**NOTE 6 - PROPERTY TAXES**

Property taxes are levied and assessed on a calendar year basis while the District fiscal year runs from July through June. First half tax collections are received by the District in the second half of the fiscal year. Second half tax distributions occur in the first half of the following fiscal year.

Property taxes include amounts levied against all real property, public utility property and tangible personal (used in business) property located in the District. Real property tax revenues received in calendar year 2009 represent the collection of calendar year 2008 taxes. Real property taxes received in calendar year 2009 were levied after April 1, 2008, on the assessed values as of January 1, 2008, the lien date. Assessed values for real property taxes are established by State statute at 35 percent of appraised market value. Real property taxes are payable annually or semiannually. If paid annually, payment is due December 31; if paid semiannually, the first payment is due December 31, with the remainder payable by June 20. Under certain circumstances, State statute permits alternate payment dates to be established. Public utility property tax revenues received in calendar year 2009 represent the collection of calendar year 2008 taxes. Public utility real and tangible personal property taxes received in calendar year 2009 became a lien on December 31, 2007, were levied after April 1, 2008, and are collected with real property taxes. Public utility real property is assessed at 35 percent of true value; public utility tangible personal property is currently assessed at varying percentages of true value.

Tangible personal property tax revenues received in calendar year 2009 (other than public utility property) represent the collection of calendar year 2009 taxes levied against local and inter-exchange telephone companies. Tangible personal property tax on business inventory, manufacturing machinery and equipment, and furniture and fixtures is no longer levied and collected. The October 2008 tangible personal property tax settlement was the last property tax settlement for general personal property taxes. Tangible personal property taxes received from telephone companies in calendar year 2009 were levied after October 1, 2008, on the value as of December 31, 2008. Amounts paid by multi-county taxpayers are due September 20. Single county taxpayers may pay annually or semiannually. If paid annually, payment is due April 30; if paid semiannually, the first payment is due April 30, with the remainder payable by September 20. Tangible personal property taxes paid by April 30 are usually received by the District prior to June 30.

**SOUTH CENTRAL LOCAL SCHOOL DISTRICT  
HURON COUNTY, OHIO**

NOTES TO THE BASIC FINANCIAL STATEMENTS  
FOR THE FISCAL YEAR ENDED JUNE 30, 2009

**NOTE 6 - PROPERTY TAXES - (Continued)**

The District receives property taxes from Huron County. The County Auditor periodically advances to the District its portion of the taxes collected. Second-half real property tax payments collected by the County by June 30, 2009, are available to finance fiscal year 2009 operations. The amount available as an advance at June 30, 2009 was \$163,477 in the general fund, \$20,439 in the bond retirement debt service fund (a nonmajor governmental fund) and \$3,428 in the classroom facilities maintenance fund (a nonmajor governmental fund). This amount is recorded as revenue. The amount available for advance at June 30, 2008 was \$187,476 in the general fund, \$23,240 in the bond retirement debt service fund (a nonmajor governmental fund) and \$3,832 in the classroom facilities maintenance fund (a nonmajor governmental fund). The amount of second-half real property taxes available for advance at fiscal year end can vary based on the date the tax bills are sent.

Accrued property taxes receivable includes real property, public utility property and tangible personal property taxes which are measurable as of June 30, 2009 and for which there is an enforceable legal claim. Although total property tax collections for the next fiscal year are measurable, only the amount of real property taxes available as an advance at June 30 was levied to finance current fiscal year operations and is reported as revenue at fiscal year end. The portion of the receivable not levied to finance current fiscal year operations is offset by a credit to unearned revenue.

On the accrual basis of accounting, collectible delinquent property taxes have been recorded as a receivable and revenue, while on a modified accrual basis of accounting the revenue has been deferred.

The assessed values upon which the fiscal year 2009 taxes were collected are:

	2008 Second Half Collections		2009 First Half Collections	
	<u>Amount</u>	<u>Percent</u>	<u>Amount</u>	<u>Percent</u>
Real property - commercial/industria	\$ 4,557,140	6.88	\$ 4,472,450	6.72
Real property - residential/agricultral	59,214,890	89.44	59,844,610	89.91
Real property - public utilities	217,780	0.33	245,860	0.37
Personal property - public utilities	<u>2,216,440</u>	<u>3.35</u>	<u>1,993,550</u>	<u>3.00</u>
Total	<u>\$ 66,206,250</u>	<u>100.00</u>	<u>\$ 66,556,470</u>	<u>100.00</u>
Tax rate per \$1,000 of assessed valuation	\$37.55		\$37.55	

**SOUTH CENTRAL LOCAL SCHOOL DISTRICT  
HURON COUNTY, OHIO**

**NOTES TO THE BASIC FINANCIAL STATEMENTS  
FOR THE FISCAL YEAR ENDED JUNE 30, 2009**

**NOTE 7 - RECEIVABLES**

Receivables at June 30, 2009 consist of taxes, accounts, intergovernmental grants and entitlements and accrued interest. All receivables are considered collectible in full due to the ability to foreclose for the nonpayment of taxes, the stable condition of State programs and the current year guarantee of federal funds. A summary of the principal items of receivables reported on the statement of net assets follows:

**Governmental activities:**

Taxes	\$ 1,667,887
Accounts	946
Intergovernmental	142,776
Accrued interest	<u>1,347</u>
Total	<u>\$ 1,812,956</u>

Receivables have been disaggregated on the face of the basic financial statements. All receivables are expected to be collected in the subsequent year.

**NOTE 8 - INCOME TAXES**

The District levies a voted income tax of 1.25 percent on the income of residents and on estates for general operations of the District. The income tax became effective on January 1, 1991 and is a continuing tax. Employers of residents are required to withhold income tax on employee compensation and then remit that income tax to the State, and taxpayers are required to file an annual return. The State makes quarterly distributions to the District after withholding amounts for administrative fees and estimated refunds. Income tax revenue is credited to the general fund and amounted to \$873,766 for fiscal year 2009. Taxes receivable reported in the basic financial statements includes \$286,561 of income tax receivable.

**SOUTH CENTRAL LOCAL SCHOOL DISTRICT  
HURON COUNTY, OHIO**

NOTES TO THE BASIC FINANCIAL STATEMENTS  
FOR THE FISCAL YEAR ENDED JUNE 30, 2009

**NOTE 9 - CAPITAL ASSETS**

For presentation purposes, land values have been reported separately from land improvements at June 30, 2008. Capital asset activity for the fiscal year ended June 30, 2009, was as follows:

	Balance June 30, 2008	Additions	Deductions	Balance June 30, 2009
<b>Governmental activities:</b>				
<i>Capital assets, not being depreciated:</i>				
Land	\$ 37,245	\$ -	\$ -	\$ 37,245
Construction in progress	<u>-</u>	<u>12,020</u>	<u>-</u>	<u>12,020</u>
Total capital assets, not being depreciated	<u>37,245</u>	<u>12,020</u>	<u>-</u>	<u>49,265</u>
<i>Capital assets, being depreciated:</i>				
Land improvements	288,585	436,111	-	724,696
Buildings and improvements	7,998,556	27,500	-	8,026,056
Furniture and equipment	392,072	15,000	-	407,072
Vehicles	<u>1,094,836</u>	<u>-</u>	<u>-</u>	<u>1,094,836</u>
Total depreciable capital assets	<u>9,774,049</u>	<u>478,611</u>	<u>-</u>	<u>10,252,660</u>
<i>Less: accumulated depreciation:</i>				
Land improvements	(201,222)	(21,216)	-	(222,438)
Buildings and improvements	(2,399,376)	(160,924)	-	(2,560,300)
Furniture and equipment	(259,851)	(29,268)	-	(289,119)
Vehicles	<u>(953,120)</u>	<u>(76,364)</u>	<u>-</u>	<u>(1,029,484)</u>
Total accumulated depreciation	<u>(3,813,569)</u>	<u>(287,772)</u>	<u>-</u>	<u>(4,101,341)</u>
Governmental activities capital assets, net	<u>\$ 5,997,725</u>	<u>\$ 202,859</u>	<u>\$ -</u>	<u>\$ 6,200,584</u>

Depreciation expense was charged to governmental functions as follows:

<u>Instruction:</u>	
Regular	\$ 62,257
Special	8,217
Vocational	8,121
<u>Support services:</u>	
Instructional staff	6,948
Administration	61,847
Operations and maintenance	29,143
Pupil transportation	75,426
Central	3,682
Extracurricular activities	1,643
Food service operations	<u>30,488</u>
Total depreciation expense	<u>\$ 287,772</u>

**SOUTH CENTRAL LOCAL SCHOOL DISTRICT  
HURON COUNTY, OHIO**

NOTES TO THE BASIC FINANCIAL STATEMENTS  
FOR THE FISCAL YEAR ENDED JUNE 30, 2009

**NOTE 10 - CAPITAL LEASES - LESSEE DISCLOSURE**

During fiscal year 2008, the District entered into a capital lease for copier equipment. The lease agreement meets the criteria of capital lease as defined by FASB Statement No. 13, "Accounting for Leases", which defines a capital lease generally as one which transfers benefits and risks of ownership to the lessee. Capital lease payments have been reclassified and are reflected as debt service expenditures in the financial statements for the governmental funds and as a reduction to the liability for the principal portion on the government-wide financial statements. These expenditures are reported as function expenditures on the budgetary statements.

Capital assets consisting of equipment have been capitalized in the amount of \$31,617. This amount represents the present value of the minimum lease payments at the time of acquisition. Accumulated depreciation as of June 30, 2009 was \$12,647, leaving a current book value of \$18,970. A corresponding liability was recorded on the statement of net assets. Principal and interest payments in the 2009 fiscal year totaled \$5,538 and \$1,976, respectively, paid by the general fund.

The following is a schedule of the future long-term minimum lease payments required under the capital lease and the present value of the future minimum lease payments as of June 30, 2009:

Fiscal Year <u>Ending June 30,</u>	<u>Amount</u>
2010	\$ 7,514
2011	7,514
2012	7,514
2013	<u>6,261</u>
Total minimum lease payments	28,803
Less: Amount representing interest	<u>(3,604)</u>
Total	<u>\$ 25,199</u>

**SOUTH CENTRAL LOCAL SCHOOL DISTRICT  
HURON COUNTY, OHIO**

NOTES TO THE BASIC FINANCIAL STATEMENTS  
FOR THE FISCAL YEAR ENDED JUNE 30, 2009

**NOTE 11 - LONG-TERM OBLIGATIONS**

- A. During the fiscal year 2009, the following activity occurred in governmental activities long-term obligations:

	Balance			Balance	Amounts
	June 30, 2008	Additions	Reductions	Outstanding June 30, 2009	Due in One Year
<b>Governmental activities:</b>					
Series 1996 classroom facilities improvement bonds	\$ 1,314,811	\$ 21,803	\$ (1,125,000)	\$ 211,614	\$ 115,000
Classroom facilities improvement refunding bonds	-	1,004,296	-	1,004,296	25,000
Capital lease payable	30,737	-	(5,538)	25,199	5,938
Compensated absences	<u>463,899</u>	<u>85,509</u>	<u>(31,524)</u>	<u>517,884</u>	<u>80,514</u>
Total governmental activities					
Long-term obligations	<u>\$ 1,809,447</u>	<u>\$ 1,111,608</u>	<u>\$ (1,162,062)</u>	1,758,993	<u>\$ 226,452</u>
Less: unamortized deferred charge on refunding				(15,195)	
Add: unamortized premium on bond issuance				<u>74,336</u>	
Total				<u>\$ 1,818,134</u>	

Compensated absences: Compensated absences will be paid from the fund from which the employees' salaries are paid, which consists of the general fund, food service fund, Title I and Title VI-B fund.

Capital lease payable: Capital leases will be paid from the general fund (see Note10.)

Series 1996 classroom facilities improvement general obligation bonds

The Series 1996 classroom facilities improvement general obligation bond issue is comprised of both current interest bonds, par value \$1,795,000, and capital appreciation bonds, par value \$560,000. Interest rates on the current interest bonds range from 3.60% to 5.60%. On February 2, 2009, the current interest bonds were refunded by the series 2009 refunding bonds described below. During fiscal year 2009, capital appreciation bonds of \$37,298 matured with a total amount of accreted interest of \$72,702. The remaining capital appreciation bonds mature on December 1, 2009 and 2010 (stated interest ranging from 8.752% to 9.514%) at a redemption price equal to 100% of the principal, plus accrued interest to the redemption date. The accreted value at maturity of the remaining capital appreciation bonds is \$230,000. A total of \$141,061 in accreted interest on the capital appreciation bonds has been included as long-term liabilities on the statement of net assets at June 30, 2009.

**SOUTH CENTRAL LOCAL SCHOOL DISTRICT  
HURON COUNTY, OHIO**

NOTES TO THE BASIC FINANCIAL STATEMENTS  
FOR THE FISCAL YEAR ENDED JUNE 30, 2009

**NOTE 11 - LONG-TERM OBLIGATIONS - (Continued)**

The following is a schedule of activity for fiscal year 2009 on for the Series 1996 classroom facilities improvement bonds:

	Balance June 30, 2008	<u>Additions</u>	<u>Reductions</u>	Balance June 30, 2009
Current interest bonds	\$ 1,015,000	\$ -	\$ (1,015,000)	\$ -
Capital appreciation bonds	107,851	-	(37,298)	70,553
Accreted interest	<u>191,960</u>	<u>21,803</u>	<u>(72,702)</u>	<u>141,061</u>
Total G.O. bonds	<u>\$ 1,314,811</u>	<u>\$ 21,803</u>	<u>\$ (1,125,000)</u>	<u>\$ 211,614</u>

The following is a summary of the District's future annual debt service requirements to maturity for the Series 1996 classroom facilities improvement bonds:

Fiscal Year <u>Ending June 30,</u>	<u>Capital Appreciation Bonds</u>		
	<u>Principal</u>	<u>Interest</u>	<u>Total</u>
2010	\$ 36,484	\$ 78,516	\$ 115,000
2011	<u>34,069</u>	<u>80,931</u>	<u>115,000</u>
Total	<u>\$ 70,553</u>	<u>\$ 159,447</u>	<u>\$ 230,000</u>

Series 2009 classroom facilities improvement refunding bonds

On February 4, 2009, the District issued series 2009 general obligation refunding bonds to refund the callable portion of the series 1996 current interest term bonds (principal \$1,015,000). Issuance proceeds totaling \$1,030,947 were deposited with an escrow agent and were used to purchase securities which were placed in an irrevocable trust to provide resources for all future debt service payments on the refunded debt. This refunded debt is considered defeased (in-substance) and accordingly, has been removed from the statement of net assets.

The refunding issue is comprised both current interest bonds, par value \$935,000 and a capital appreciation bond, par value \$64,999. The interest rate on the current interest bonds ranges from 2.50-3.25%. The capital appreciation bond matures December 1, 2012 (approximate initial offering yield at maturity of 2.60%) at a redemption price equal to 100% of the principal, plus accrued interest to redemption date. The accreted value at maturity for the capital appreciation bonds is \$140,000. Total accreted interest of \$4,279 has been included in the statement of net assets.

Interest payments on the current interest bonds are due on June 1 and December 1 each year. The final maturity stated in the issue is December 1, 2017.

The reacquisition price exceeded the net carrying amount of the old debt by \$15,947. This amount is being netted against the new debt and amortized over the remaining life of the refunded debt, which is equal to the life of the new debt issued.



**SOUTH CENTRAL LOCAL SCHOOL DISTRICT  
HURON COUNTY, OHIO**

NOTES TO THE BASIC FINANCIAL STATEMENTS  
FOR THE FISCAL YEAR ENDED JUNE 30, 2009

**NOTE 11 - LONG-TERM OBLIGATIONS - (Continued)**

The following is a schedule of activity for fiscal year 2009 on for the Series 2009 classroom facilities improvement refunding bonds:

	Balance June 30, 2008	Additions	Reductions	Balance June 30, 2009
Current interest bonds	\$ -	\$ 935,000	\$ -	\$ 935,000
Capital appreciation bonds	-	64,999	-	64,999
Accreted interest	-	4,297	-	4,297
Total G.O. bonds	\$ -	\$ 1,004,296	\$ -	\$ 1,004,296

The following is a summary of the future debt service requirements to maturity for the Series 2009 refunding bonds:

Fiscal Year Ending June 30.	Current Interest Bonds			Capital Appreciation Bonds		
	Principal	Interest	Total	Principal	Interest	Total
2010	\$ 25,000	\$ 25,663	\$ 50,663	\$ -	\$ -	\$ -
2011	15,000	25,162	40,162	-	-	-
2012	130,000	23,350	153,350	-	-	-
2013	-	21,725	21,725	64,999	75,001	140,000
2014	140,000	19,976	159,976	-	-	-
2015 - 2018	625,000	38,924	663,924	-	-	-
Total	\$ 935,000	\$ 154,800	\$ 1,089,800	\$ 64,999	\$ 75,001	\$ 140,000

**B. Legal Debt Margin**

The Ohio Revised Code provides that voted net general obligation debt of the District shall never exceed 9% of the total assessed valuation of the District. The code further provides that unvoted indebtedness shall not exceed 1/10 of 1% of the property valuation of the District. The code additionally states that unvoted indebtedness related to energy conservation debt shall not exceed 9/10 of 1% of the property valuation of the District. The assessed valuation used in determining the District's legal debt margin has been modified by House Bill 530 which became effective March 30, 2006. In accordance with House Bill 530, the assessed valuation used in the District's legal debt margin calculation excluded tangible personal property used in business, telephone or telegraph property, interexchange telecommunications company property, and personal property owned or leased by a railroad company and used in railroad operations. The effects of these debt limitations at June 30, 2009, are a voted debt margin of \$5,266,378 (including available funds of \$380,382) and an unvoted debt margin of \$66,184.

**SOUTH CENTRAL LOCAL SCHOOL DISTRICT  
HURON COUNTY, OHIO**

**NOTES TO THE BASIC FINANCIAL STATEMENTS  
FOR THE FISCAL YEAR ENDED JUNE 30, 2009**

**NOTE 12 - COMPENSATED ABSENCES**

The criteria for determining vested vacation and sick leave components are derived from Board policy, negotiated agreements and State laws. Classified employees earn five to twenty-five days of vacation per year, depending upon the length of service. School support personnel accumulate vacation based upon the length of service as follows:

<u>Length of Service</u>	<u>Vacation Leave</u>
After 11 Months	5 Days
13 to 84 Months	10 Days
7-15 Years	15 Days
15-20 Years	20 Days
20-25 Years	25 Days

Vacation Pay: A support staff employee may accrue vacation leave over a period of two years. The employee may be paid for the unused portion of the vacation annually. Upon separation from employment the employee may be compensated for unused vacation accrued during the two years prior to their separation.

Sick Leave: Each employee receives a minimum of 5 days of sick leave per year. Up to 15 days of sick leave can be earned per year based upon length of service up to a maximum of 240 days. An employee may be compensated for unused sick leave based upon a set percentage which gives consideration for length of service.

**NOTE 13 - RISK MANAGEMENT**

**A. Comprehensive**

The District is exposed to various risks of loss related to torts, theft of, damage to, and destruction of assets, injuries to employees and natural disasters.

The District maintains comprehensive insurance coverage with private carriers for real property, building contents and vehicles. Vehicle policies include liability coverage for bodily injury and property damage. Real property and contents are 100% coinsured.

During fiscal year 2009, the District purchased general liability insurance which carried a \$1 million per occurrence/\$3 million general aggregate limit with an additional \$3 million umbrella coverage. Fleet and property/casualty insurance are purchased through commercial carriers and traditionally funded. Settled claims resulting from these risks have not exceeded commercial coverage in any of the prior three fiscal years. Also, coverages have not been materially reduced from fiscal year 2008.

**B. Health Benefits**

The District joined together with other area school districts to form the Huron-Erie School Employees Insurance Association, a public entity risk management and employee health benefits program for 14 member school districts. The District pays a monthly premium to the pool for health, life, dental and vision insurance, including prescription coverage. The agreement for formation of the pool provides that it will be self-sustaining through member premiums, and the pool will purchase stop-loss insurance policies through commercial companies to cover claims in excess of \$200,000 for any employee.

**SOUTH CENTRAL LOCAL SCHOOL DISTRICT  
HURON COUNTY, OHIO**

**NOTES TO THE BASIC FINANCIAL STATEMENTS  
FOR THE FISCAL YEAR ENDED JUNE 30, 2009**

**NOTE 13 - RISK MANAGEMENT - (Continued)**

In the event of withdrawal, the District shall assume and be responsible for payment of all claims of its eligible employees, families and dependents from the effective date of withdrawal, regardless of when such claims were incurred, processed, or presented to the Association, insurance provider, insurance consultant, or any other appropriate or authorized person or representative; provided further, any such claims, which are paid after the effective date of withdrawal by the Association insurance provider or insurance consultant, or charged to such parties, shall be reimbursed in full by any withdrawing member upon demand of the Association.

**C. Ohio School Boards Association Workers' Compensation Group Rating Program**

For fiscal year 2009, the District participated in the Ohio School Boards Association Workers' Compensation Group Rating Program (GRP), an insurance purchasing pool. The intent of the GRP is to achieve the benefit of a reduced premium for the District by virtue of its grouping and representation with other participants in the GRP. The workers' compensation experience of the participating school districts is calculated as one experience and a common premium rate is applied to all school districts in the GRP. Each participant pays its workers' compensation premium to the State based on the rate for the GRP rather than its individual rate. Participation in the GRP is limited to school districts that can meet the GRP's selection criteria. The firm of Gates McDonald & Co. provides administrative, cost control and actuarial services to the GRP.

**NOTE 14 - PENSION PLANS**

**A. School Employees Retirement System**

Plan Description - The District contributes to the School Employees Retirement System (SERS), a cost-sharing, multiple-employer defined benefit pension plan. SERS provides retirement and disability benefits, annual cost-of-living adjustments, and death benefits to plan members and beneficiaries. Authority to establish and amend benefits is provided by Chapter 3309 of the Ohio Revised Code. SERS issues a publicly available, stand-alone financial report that includes financial statements and required supplementary information. That report may be obtained by writing to the School Employees Retirement System, 300 East Broad Street, Suite 100, Columbus, Ohio 43215-3746. It is also posted on the SERS' Ohio website, [www.ohsers.org](http://www.ohsers.org), under *Forms and Publications*.

Funding Policy - Plan members are required to contribute 10 percent of their annual covered salary and the District is required to contribute at an actuarially determined rate. The current District rate is 14 percent of annual covered payroll. A portion of the District's contribution is used to fund pension obligations with the remainder being used to fund health care benefits. For fiscal year 2009, 9.09 percent of annual covered salary was the portion used to fund pension obligations. The contribution requirements of plan members and employers are established and may be amended by the SERS' Retirement Board up to a statutory maximum amount of 10 percent for plan members and 14 percent for employers. Chapter 3309 of the Ohio Revised Code provides statutory authority for member and employer contributions. The District's required contributions for pension obligations to SERS for the fiscal years ended June 30, 2009, 2008 and 2007 were \$82,834, \$83,696 and \$90,005, respectively; 45.59 percent has been contributed for fiscal year 2009 and 100 percent for fiscal years 2008 and 2007.

**SOUTH CENTRAL LOCAL SCHOOL DISTRICT  
HURON COUNTY, OHIO**

NOTES TO THE BASIC FINANCIAL STATEMENTS  
FOR THE FISCAL YEAR ENDED JUNE 30, 2009

**NOTE 14 - PENSION PLANS - (Continued)**

**B. State Teachers Retirement System of Ohio**

Plan Description - The District participates in the State Teachers Retirement System of Ohio (STRS Ohio), a cost-sharing, multiple-employer public employee retirement plan. STRS Ohio provides retirement and disability benefits to members and death and survivor benefits to beneficiaries. STRS Ohio issues a stand-alone financial report that may be obtained by writing to STRS Ohio, 275 E. Broad St., Columbus, OH 43215-3771, by calling (888) 227-7877, or by visiting the STRS Ohio website at [www.strsoh.org](http://www.strsoh.org).

New members have a choice of three retirement plans, a Defined Benefit (DB) Plan, a Defined Contribution (DC) Plan and a Combined Plan. The DB plan offers an annual retirement allowance based on final average salary times a percentage that varies based on years of service, or an allowance based on a member's lifetime contributions and earned interest matched by STRS Ohio funds divided by an actuarially determined annuity factor. The DC Plan allows members to place all their member contributions and employer contributions equal to 10.5 percent of earned compensation into an investment account. Investment decisions are made by the member. A member is eligible to receive a retirement benefit at age 50 and termination of employment. The member may elect to receive a lifetime monthly annuity or a lump sum withdrawal. The Combined Plan offers features of both the DC Plan and the DB Plan. In the Combined Plan, member contributions are invested by the member, and employer contributions are used to fund the defined benefit payment at a reduced level from the regular DB Plan. The DB portion of the Combined Plan payment is payable to a member on or after age 60; the DC portion of the account may be taken as a lump sum or converted to a lifetime monthly annuity at age 50. Benefits are established by Chapter 3307 of the Ohio Revised Code.

A DB or Combined Plan member with five or more years credited service who becomes disabled may qualify for a disability benefit. Eligible spouses and dependents of these active members who die before retirement may qualify for survivor benefits. Members in the DC Plan who become disabled are entitled only to their account balance. If a member of the DC Plan dies before retirement benefits begin, the member's designated beneficiary is entitled to receive the member's account balance.

Funding Policy - For fiscal year 2009, plan members were required to contribute 10 percent of their annual covered salaries. The District was required to contribute 14 percent; 13 percent was the portion used to fund pension obligations. Contribution rates are established by the State Teachers Retirement Board, upon recommendations of its consulting actuary, not to exceed statutory maximum rates of 10 percent for members and 14 percent for employers. Chapter 3307 of the Ohio Revised Code provides statutory authority for member and employer contributions.

The District's required contributions for pension obligations to STRS Ohio for the fiscal years ended June 30, 2009, 2008 and 2007 were \$479,461, \$461,417 and \$434,290, respectively; 83.49 percent has been contributed for fiscal year 2009 and 100 percent for fiscal years 2008 and 2007. Contributions to the DC and Combined Plans for fiscal year 2009 were zero made by the District and \$9,674 made by the plan members.

**C. Social Security System**

Effective July 1, 1991, all employees not otherwise covered by the SERS/STRS Ohio have an option to choose Social Security or the SERS/STRS Ohio. As of June 30, 2009, certain members of the Board of Education have elected Social Security. The District's liability is 6.2 percent of wages paid.

**SOUTH CENTRAL LOCAL SCHOOL DISTRICT  
HURON COUNTY, OHIO**

**NOTES TO THE BASIC FINANCIAL STATEMENTS  
FOR THE FISCAL YEAR ENDED JUNE 30, 2009**

**NOTE 15 - POSTEMPLOYMENT BENEFITS**

**A. School Employees Retirement System**

Plan Description - The District participates in two cost-sharing, multiple employer postemployment benefit plans administered by the School Employees Retirement System (SERS) for non-certificated retirees and their beneficiaries, a Health Care Plan and a Medicare Part B Plan. The Health Care Plan includes hospitalization and physicians' fees through several types of plans including HMO's, PPO's and traditional indemnity plans as well as a prescription drug program. The Medicare Part B Plan reimburses Medicare Part B premiums paid by eligible retirees and beneficiaries up to a statutory limit. Benefit provisions and the obligations to contribute are established by the System based on authority granted by State statute. The financial reports of both Plans are included in the SERS Comprehensive Annual Financial Report which is available by contacting SERS at 300 East Broad St., Suite 100, Columbus, Ohio 43215-3746.

Funding Policy - State statute permits SERS to fund the health care benefits through employer contributions. Each year, after the allocation for statutorily required benefits, the Retirement Board allocates the remainder of the employer contribution of 14 percent of covered payroll to the Health Care Fund. The Health Care Fund was established and is administered in accordance with Internal Revenue Code Section 105(e). For 2009, 4.16 percent of covered payroll was allocated to health care. In addition, employers pay a surcharge for employees earning less than an actuarially determined amount; for 2009, the actuarially determined amount was \$35,800.

Active employee members do not contribute to the Health Care Plan. Retirees and their beneficiaries are required to pay a health care premium that varies depending on the plan selected, the number of qualified years of service, Medicare eligibility and retirement status.

The District's contributions for health care (including surcharge) for the fiscal years ended June 30, 2009, 2008, and 2007 were \$56,210, \$51,746 and \$43,736, respectively; 45.59 percent has been contributed for fiscal year 2009 and 100 percent for fiscal years 2008 and 2007.

The Retirement Board, acting with advice of the actuary, allocates a portion of the employer contribution to the Medicare B Fund. For fiscal year 2009, this actuarially required allocation was 0.75 percent of covered payroll. The District's contributions for Medicare Part B for the fiscal years ended June 30, 2009, 2008, and 2007 were \$6,834, \$6,030 and \$6,120, respectively; 45.59 percent has been contributed for fiscal year 2009 and 100 percent for fiscal years 2008 and 2007.

**B. State Teachers Retirement System of Ohio**

Plan Description - The District contributes to the cost sharing, multiple employer defined benefit Health Plan (the "Plan") administered by the State Teachers Retirement System of Ohio (STRS Ohio) for eligible retirees who participated in the defined benefit or combined pension plans offered by STRS Ohio. Benefits include hospitalization, physicians' fees, prescription drugs and reimbursement of monthly Medicare Part B premiums. The Plan is included in the report of STRS Ohio which may be obtained by visiting [www.strsoh.org](http://www.strsoh.org) or by calling (888) 227-7877.

**SOUTH CENTRAL LOCAL SCHOOL DISTRICT  
HURON COUNTY, OHIO**

NOTES TO THE BASIC FINANCIAL STATEMENTS  
FOR THE FISCAL YEAR ENDED JUNE 30, 2009

**NOTE 15 - POSTEMPLOYMENT BENEFITS - (Continued)**

Funding Policy - Ohio law authorizes STRS Ohio to offer the Plan and gives the Retirement Board authority over how much, if any, of the health care costs will be absorbed by STRS Ohio. Active employee members do not contribute to the Plan. All benefit recipients pay a monthly premium. Under Ohio law, funding for post-employment health care may be deducted from employer contributions. For 2009, STRS Ohio allocated employer contributions equal to 1 percent of covered payroll to the Health Care Stabilization Fund. The District's contributions for health care for the fiscal years ended June 30, 2009, 2008, and 2007 were \$36,882, \$35,494 and \$33,407, respectively; 83.49 percent has been contributed for fiscal year 2009 and 100 percent for fiscal years 2008 and 2007.

**NOTE 16 - BUDGETARY BASIS OF ACCOUNTING**

While reporting financial position, results of operations, and changes in fund balance on the basis of generally accepted accounting principles (GAAP), the budgetary basis as provided by law is based upon accounting for certain transactions on a basis of cash receipts and disbursements.

The statement of revenues, expenditures and changes in fund balance - budget and actual (non-GAAP budgetary basis) presented for the general fund is presented on the budgetary basis to provide a meaningful comparison of actual results with the budget. The major differences between the budget basis and the GAAP basis are that:

- (a) Revenues and other financing sources are recorded when received in cash (budget basis) as opposed to when susceptible to accrual (GAAP basis);
- (b) Expenditures and other financing uses are recorded when paid in cash (budget basis) as opposed to when the liability is incurred (GAAP basis);
- (c) In order to determine compliance with Ohio law, and to reserve that portion of the applicable appropriation, total outstanding encumbrances (budget basis) are recorded as the equivalent of an expenditure, as opposed to a reservation of fund balance for that portion of outstanding encumbrances not already recognized as an account payable (GAAP basis); and,
- (d) Advances-in and advances-out are operating transactions (budget) as opposed to balance sheet transactions (GAAP).

The adjustments necessary to convert the results of operations for the year on the budget basis to the GAAP basis for the general fund is as follows:

**Net Change in Fund Balance**

	<u>General fund</u>
Budget basis	\$ (940,601)
Net adjustment for revenue accruals	(73,265)
Net adjustment for expenditure accruals	(1,972)
Net adjustment for other sources/uses	115,317
Adjustment for encumbrances	218,599
GAAP basis	\$ (681,922)

**SOUTH CENTRAL LOCAL SCHOOL DISTRICT  
HURON COUNTY, OHIO**

NOTES TO THE BASIC FINANCIAL STATEMENTS  
FOR THE FISCAL YEAR ENDED JUNE 30, 2009

**NOTE 17 - CONTINGENCIES**

**A. Grants**

The District receives significant financial assistance from numerous federal, State and local agencies in the form of grants. The disbursement of funds received under these programs generally requires compliance with terms and conditions specified in the grant agreements and are subject to audit by the grantor agencies. Any disallowed claims resulting from such audits could become a liability of the District. However, in the opinion of management, any such disallowed claims will not have a material effect on the financial position of the District.

**B. Litigation**

The District is involved in no material litigation as either plaintiff or defendant.

**NOTE 18 - STATUTORY RESERVES**

The District is required by State statute to annually set-aside in the general fund an amount based on a statutory formula for the purchase of textbooks and other instructional materials and an equal amount for the acquisition and construction of capital improvements. Amounts not spent by the end of the fiscal year or offset by similarly restricted resources received during the year must be held in cash at year end. These amounts must be carried forward to be used for the same purposes in future years. During the fiscal year ended June 30, 2009 the reserve activity was as follows:

	<u>Textbooks</u>	<u>Capital Maintenance</u>	<u>BWC Refunds</u>
Set-aside balance as of June 30, 2008	\$ (438,850)	\$ 263,501	\$ 168,961
Current year set-aside requirement	145,220	145,220	-
Current year offsets	-	(110,000)	-
Qualifying disbursements	<u>(339,661)</u>	<u>(63,747)</u>	<u>-</u>
<b>Total</b>	<b><u>\$ (633,291)</u></b>	<b><u>\$ 234,974</u></b>	<b><u>\$ 168,961</u></b>
Balance carried forward to fiscal year 2010	<u>\$ (633,291)</u>	<u>\$ 234,974</u>	<u>\$ 168,961</u>

The District had offsets and qualifying disbursements during the year that reduced the set-aside amount below zero for the textbook/instructional materials reserve; this extra amount may be used to reduce the set-aside requirement for future years. The negative amount is therefore presented as being carried forward to next fiscal year.

The District also had \$32,743 restricted for school bus purchases.

**SOUTH CENTRAL LOCAL SCHOOL DISTRICT  
HURON COUNTY, OHIO**

**NOTES TO THE BASIC FINANCIAL STATEMENTS  
FOR THE FISCAL YEAR ENDED JUNE 30, 2009**

**NOTE 18 - STATUTORY RESERVES - (Continued)**

A schedule of the governmental fund restricted assets at June 30, 2009 follows:

Amount restricted for capital maintenance	\$ 234,974
Amount restricted for BWC refunds	168,961
Amount restricted for school bus purchases	<u>32,743</u>
Total restricted assets	<u>\$ 436,678</u>
Amount designated for budget stabilization	<u>\$ 484,783</u>

**NOTE 19 - SIGNIFICANT SUBSEQUENT EVENT**

Joyce Dupont became the Treasurer effective September 1, 2009.



## **SUPPLEMENTARY DATA**

**SOUTH CENTRAL LOCAL SCHOOL DISTRICT  
SCHEDULE OF RECEIPTS AND EXPENDITURES OF FEDERAL AWARDS  
FOR THE FISCAL YEAR ENDED JUNE 30, 2009**

FEDERAL GRANTOR/ SUB GRANTOR/ PROGRAM TITLE	CFDA NUMBER	(A) PASS THROUGH GRANT NUMBER	(B) CASH FEDERAL RECEIPTS	(B) CASH FEDERAL DISBURSEMENTS
<b>U.S. DEPARTMENT OF AGRICULTURE PASSED THROUGH THE OHIO DEPARTMENT OF EDUCATION</b>				
<b>Nutrition Cluster:</b>				
(D) (E) School Breakfast Program	10.553	2009	\$ 25,273	\$ 25,273
<b>Total School Breakfast Program</b>			<u>25,273</u>	<u>25,273</u>
(D) (E) National School Lunch Program	10.555	2009	151,707	151,707
(C) (D) National School Lunch Program - Food Donation	10.555	2009	22,807	22,807
<b>Total National School Lunch Program</b>			<u>174,514</u>	<u>174,514</u>
<b>Total U.S. Department of Agriculture and Nutrition Cluster</b>			<u>199,787</u>	<u>199,787</u>
<b>U.S. DEPARTMENT OF EDUCATION PASSED THROUGH THE OHIO DEPARTMENT OF EDUCATION</b>				
Title I Grants to Local Educational Agencies	84.010	2008	33,618	13,889
Title I Grants to Local Educational Agencies	84.010	2009	84,878	142,658
<b>Total Title I Grants to Local Educational Agencies</b>			<u>118,496</u>	<u>156,547</u>
Special Education_Grants to States:	84.027	2008	131,273	106,103
Special Education_Grants to States:	84.027	2009	91,200	158,239
<b>Total Special Education_Grants to States</b>			<u>222,473</u>	<u>264,342</u>
Safe and Drug-Free Schools and Communities_State Grants:	84.186	2008	325	3,687
Safe and Drug-Free Schools and Communities_State Grants:	84.186	2009	1,852	-
<b>Total Safe and Drug-Free Schools and Communities</b>			<u>2,177</u>	<u>3,687</u>
State Grants for Innovative Program:	84.298	2008	1,839	813
State Grants for Innovative Program:	84.298	2009	63	-
<b>Total State Grants for Innovative Program:</b>			<u>1,902</u>	<u>813</u>
Education Technology State Grants:	84.318	2009	1,320	767
<b>Total Education Technology State Grants:</b>			<u>1,991</u>	<u>767</u>
Improving Teacher Quality State Grant:	84.367	2008	28	1,778
Improving Teacher Quality State Grant:	84.367	2009	34,703	57,112
<b>Total Improving Teacher Quality State Grant</b>			<u>34,731</u>	<u>58,890</u>
<b>Total U.S. Department of Education</b>			<u>381,770</u>	<u>485,046</u>
<b>U.S. DEPARTMENT OF HOMELAND SECURITY PASSED THROUGH THE OHIO DEPARTMENT OF PUBLIC SAFETY</b>				
Disaster Grants - Public Assistance (Presidentially Declared Disaster)	97.036	2009	1,295	1,295
<b>Total Disaster Grants - Public Assistance (Presidentially Declared Disasters)</b>			<u>1,295</u>	<u>1,295</u>
<b>Total U.S. Department of Homeland Security</b>			<u>1,295</u>	<u>1,295</u>
<b>Total Federal Financial Assistance</b>			<u>\$ 582,852</u>	<u>\$ 686,128</u>

- (A) OAKS did not assign pass-through numbers for fiscal year 2009.  
 (B) This schedule was prepared on the cash basis of accounting.  
 (C) The Food Donation Program is a non-cash, in kind, federal grant. Commodities are reported at the entitlement value.  
 (D) Included as part of "Nutrition Grant Cluster" in determining major program.  
 (E) Commingled with state and local revenue from sales of lunches; assumed expenditures were made on a first-in, first-out basis.



## **Julian & Grube, Inc.**

*Serving Ohio Local Governments*

333 County Line Rd. West, Westerville, OH 43082 Phone: 614.846.1899 Fax: 614.846.2799

### **Report on Internal Control Over Financial Reporting and on Compliance and Other Matters Based on an Audit of Financial Statements Performed in Accordance With *Government Auditing Standards***

Board of Education  
South Central Local School District  
3305 Greenwich Angling Road  
Greenwich, Ohio 44837

We have audited the financial statements of the governmental activities, its major fund, and the aggregate remaining fund information of South Central Local School District, Huron County, Ohio, as of and for the fiscal year ended June 30, 2009, which collectively comprise South Central Local School District's basic financial statements and have issued our report thereon dated November 12, 2009. We conducted our audit in accordance with auditing standards generally accepted in the United States of America and the standards applicable to financial audits contained in *Government Auditing Standards*, issued by the Comptroller General of the United States.

#### Internal Control Over Financial Reporting

In planning and performing our audit, we considered South Central Local School District's internal control over financial reporting as a basis for designing our auditing procedures for the purpose of expressing our opinions on the financial statements, but not for the purpose of expressing an opinion on the effectiveness of South Central Local School District's internal control over financial reporting. Accordingly we do not express an opinion on the effectiveness of South Central Local School District's internal control over financial reporting.

A control deficiency exists when the design or operation of a control does not allow management or employees, in the normal course of performing their assigned functions, to prevent or detect misstatements on a timely basis. A significant deficiency is a control deficiency, or combination of control deficiencies, that adversely affects South Central Local School District's ability to initiate, authorize, record, process or report financial data reliably in accordance with generally accepted accounting principles such that there is more than a remote likelihood that a misstatement of South Central Local School District's financial statements that is more than inconsequential will not be prevented or detected by South Central Local School District's internal control.

A material weakness is a significant deficiency, or combination of significant deficiencies, that results in more than a remote likelihood that a material misstatement of the financial statements will not be prevented or detected by South Central Local School District's internal control.

Our consideration of internal control over financial reporting was for the limited purpose described in the first paragraph of this section and would not necessarily identify all deficiencies in internal control that might be significant deficiencies or material weaknesses. We did not identify any deficiencies in internal control over financial reporting that we consider to be material weaknesses, as defined above.

Board of Education  
South Central Local School District

Compliance and Other Matters

As part of obtaining reasonable assurance about whether South Central Local School District's financial statements are free of material misstatement, we performed tests of its compliance with certain provisions of laws, regulations, contracts, and grant agreements, noncompliance with which could have a direct and material effect on the determination of financial statement amounts. However, providing an opinion on compliance with those provisions was not an objective of our audit, and accordingly, we do not express such an opinion. The results of our tests disclosed no instances of noncompliance or other matters that are required to be reported under *Government Auditing Standards*.

We noted certain matters that we reported to the management of South Central Local School District in a separate letter dated November 12, 2009.

This report is intended solely for the information and use of the management and Board of Education of South Central Local School District, federal awarding agencies and pass-through entities and is not intended to be and should not be used by anyone other than these specified parties.

A handwritten signature in cursive script that reads "Julian & Grube, Inc.".

Julian & Grube, Inc.  
November 12, 2009



**Julian & Grube, Inc.**  
*Serving Ohio Local Governments*

333 County Line Rd. West, Westerville, OH 43082 Phone: 614.846.1899 Fax: 614.846.2799

**Report on Compliance With Requirements Applicable to Each of Its  
Major Programs and on Internal Control Over Compliance  
in Accordance With OMB Circular A-133**

Board of Education  
South Central Local School District  
3305 Greenwich Angling Road  
Greenwich, Ohio 44837

Compliance

We have audited the compliance of South Central Local School District, Huron County, Ohio with the types of compliance requirements described in the U.S. Office of Management and Budget (OMB) *Circular A-133 Compliance Supplement* that are applicable to each of its major federal programs for the fiscal year ended June 30, 2009. South Central Local School District's major federal programs are identified in the summary of auditor's results section of the accompanying schedule of findings. Compliance with the requirements of laws, regulations, contracts and grants applicable to each of its major federal programs are the responsibility of South Central Local School District's management. Our responsibility is to express an opinion on South Central Local School District's compliance based on our audit.

We conducted our audit of compliance in accordance with auditing standards generally accepted in the United States of America; the standards applicable to financial audits contained in *Government Auditing Standards*, issued by the Comptroller General of the United States; and OMB Circular A-133, *Audit of States, Local Governments, and Non-Profit Organizations*. Those standards and OMB Circular A-133 require that we plan and perform the audit to obtain reasonable assurance about whether noncompliance with the types of compliance requirements referred to above that could have a direct and material effect on a major federal program occurred. An audit includes examining, on a test basis, evidence about South Central Local School District's compliance with those requirements and performing such other procedures as we considered necessary in the circumstances. We believe that our audit provides a reasonable basis for our opinion. Our audit does not provide a legal determination on South Central Local School District's compliance with those requirements.

In our opinion, South Central Local School District complied, in all material respects, with the requirements referred to above that are applicable to each of its major federal programs for the fiscal year ended June 30, 2009.

Internal Control Over Compliance

The management of South Central Local School District is responsible for establishing and maintaining effective internal control over compliance with requirements of laws, regulations, contracts and grants applicable to federal programs. In planning and performing our audit, we considered South Central Local School District's internal control over compliance with the requirements that could have a direct and material effect on a major federal program in order to determine our auditing procedures for the purpose of expressing our opinion on compliance, but not for the purpose of expressing an opinion on the effectiveness of internal control over compliance. Accordingly, we do not express an opinion on the effectiveness of South Central Local School District's internal control over compliance.

Board of Education  
South Central Local School District

A control deficiency in South Central Local School District's internal control over compliance exists when the design or operation of a control does not allow management or employees, in the normal course of performing their assigned functions, to prevent or detect noncompliance with a type of compliance requirement of a federal program on a timely basis. A significant deficiency is a control deficiency, or combination of control deficiencies, that adversely affects South Central Local School District's ability to administer a federal program such that there is more than a remote likelihood that noncompliance with a type of compliance requirement of a federal program that is more than inconsequential will not be prevented or detected by South Central Local School District's internal control.

A material weakness is a significant deficiency, or combination of significant deficiencies, that results in more than a remote likelihood that material noncompliance with a type of compliance requirement of a federal program will not be prevented or detected by South Central Local School District's internal control.

Our consideration of internal control over compliance was for the limited purpose described in the first paragraph of this section and would not necessarily identify all deficiencies in internal control that might be significant deficiencies or material weaknesses. We did not identify any deficiencies in internal control over compliance that we consider to be material weaknesses, as defined above.

This report is intended for the information and use of management and Board of Education of South Central Local School District and federal awarding agencies and pass-through entities, and is not intended to be and should not be used by anyone other than these specified parties.

A handwritten signature in cursive script that reads "Julian & Grube, Inc.".

Julian & Grube, Inc.  
November 12, 2009

**SOUTH CENTRAL LOCAL SCHOOL DISTRICT  
HURON COUNTY, OHIO**

**SCHEDULE OF FINDINGS  
OMB CIRCULAR A-133 § .505  
JUNE 30, 2009**

<b>1. SUMMARY OF AUDITOR'S RESULTS</b>		
<i>(d)(1)(i)</i>	<i>Type of Financial Statement Opinion</i>	Unqualified
<i>(d)(1)(ii)</i>	<i>Were there any material control weaknesses reported at the financial statement level (GAGAS)?</i>	No
<i>(d)(1)(ii)</i>	<i>Were there any other significant deficiencies in internal control reported at the financial statement level (GAGAS)?</i>	No
<i>(d)(1)(iii)</i>	<i>Was there any reported material noncompliance at the financial statement level (GAGAS)?</i>	No
<i>(d)(1)(iv)</i>	<i>Were there any material internal control weaknesses reported for major federal programs?</i>	No
<i>(d)(1)(iv)</i>	<i>Were there any significant deficiencies in internal control reported for major federal programs?</i>	No
<i>(d)(1)(v)</i>	<i>Type of Major Programs' Compliance Opinion</i>	Unqualified
<i>(d)(1)(vi)</i>	<i>Are there any reportable findings under §.510?</i>	No
<i>(d)(1)(vii)</i>	<i>Major Programs (listed):</i>	Title I Grants to Local Educational Agencies - CFDA #84.010; Special Education - Grants to States - CFDA #84.027
<i>(d)(1)(viii)</i>	<i>Dollar Threshold: Type A/B Programs</i>	Type A: >\$300,000 Type B: all others
<i>(d)(1)(ix)</i>	<i>Low Risk Auditee?</i>	No

<b>2. FINDINGS RELATED TO THE BASIC FINANCIAL STATEMENTS REQUIRED TO BE REPORTED IN ACCORDANCE WITH GAGAS</b>
---

None

<b>3. FINDINGS AND QUESTIONED COSTS FOR FEDERAL AWARDS</b>
--

None

**This Page is Intentionally Left Blank.**





## **Julian & Grube, Inc.**

*Serving Ohio Local Governments*

333 County Line Rd. West, Westerville, OH 43082 Phone: 614.846.1899 Fax: 614.846.2799

### **Independent Accountant's Report on Applying Agreed-Upon Procedures**

South Central Local School District  
Huron County  
3305 Greenwich Angling Road  
Greenwich, Ohio 44837

To the Board of Education:

Ohio Revised Code Section 117.53 states “the auditor of state shall identify whether the school district or community school has adopted an anti-harassment policy in accordance with Section 3313.666 of the Revised Code. This determination shall be recorded in the audit report. The auditor of state shall not prescribe the content or operation of any anti-harassment policy adopted by a school district or community school”.

Accordingly, we have performed the procedures enumerated below, which were agreed to by the Board, solely to assist the Board in evaluating whether South Central Local School District has adopted an anti-harassment policy in accordance with Ohio Revised Code Section 3313.666. Management is responsible for complying with this requirement. This agreed-upon procedures engagement was conducted in accordance with attestation standards established by the American Institute of Certified Public Accountants. The sufficiency of these procedures is solely the responsibility of the Board. Consequently; we make no representation regarding the sufficiency of the procedures described below either for the purpose for which this report has been requested or for any other purpose.

1. We noted the Board adopted an anti-harassment policy at its meeting on December 17, 2007.
2. We read the policy, noting it included the following requirements from Ohio Revised Code Section 3313.666(B):
  - (1) A statement prohibiting harassment, intimidation, or bullying of any student on school property or at school-sponsored events;
  - (2) A definition of harassment, intimidation, or bullying that includes the definition in division (A) of Ohio Revised Code Section 3313.666;
  - (3) A procedure for reporting prohibited incidents;

- (4) A requirement that school personnel report prohibited incidents of which they are aware to the school principal or other administrator designated by the principal;
- (5) A requirement that parents or guardians of any student involved in a prohibited incident be notified and, to the extent permitted by section 3319.321 of the Revised Code and the "Family Educational Rights and Privacy Act of 1974," 88 Stat. 571, 20 U.S.C. 1232q, as amended, have access to any written reports pertaining to the prohibited incident;
- (6) A procedure for documenting any prohibited incident that is reported;
- (7) A procedure for responding to and investigating any reported incident;
- (8) A strategy for protecting a victim from additional harassment, intimidation, or bullying, and from retaliation following a report;
- (9) A disciplinary procedure for any student guilty of harassment, intimidation, or bullying, which shall not infringe on any student's rights under the first amendment to the Constitution of the United States;
- (10) A requirement that the district administration semiannually provide the president of the district board a written summary of all reported incidents and post the summary on its web site, if the district has a web site, to the extent permitted by section 3319.321 of the Revised Code and the "Family Educational Rights and Privacy Act of 1974," 88 Stat. 571, 20 U.S.C. 1232q, as amended.

We were not engaged to and did not conduct an examination, the objective of which would be the expression of an opinion on compliance with the anti-harassment policy. Accordingly, we do not express such an opinion. Had we performed additional procedures, other matters might have come to our attention that would have been reported to you.

This report is intended solely for the information and use of the Board of Education of South Central Local School District and is not intended to be and should not be used by anyone other than this specified party.



Julian & Grube, Inc.  
November 12, 2009



**Mary Taylor, CPA**  
Auditor of State

**SOUTH CENTRAL LOCAL SCHOOL DISTRICT**  
**HURON COUNTY**

**CLERK'S CERTIFICATION**

**This is a true and correct copy of the report which is required to be filed in the Office of the Auditor of State pursuant to Section 117.26, Revised Code, and which is filed in Columbus, Ohio.**

*Susan Babbitt*

**CLERK OF THE BUREAU**

**CERTIFIED**  
**DECEMBER 17, 2009**