

Green Local School District

Scioto County

Single Audit

July 1, 2007 Through June 30, 2008

Fiscal Year Audited Under GAGAS: 2008



Balestra, Harr & Scherer, CPAs, Inc.

528 South West St, P.O. Box 687, Piketon, Ohio 45661 Phone: 740.289.4131 Fax: 740.289.3639

www.bhscpas.com



Mary Taylor, CPA
Auditor of State

Board of Education
Green Local School District
4070 Gallia Pike
Franklin Furnace, Ohio 45629

We have reviewed the *Independent Auditor's Report* of the Green Local School District, Scioto County, prepared by Balestra, Harr & Scherer, CPAs, Inc., for the audit period July 1, 2007 through June 30, 2008. Based upon this review, we have accepted these reports in lieu of the audit required by Section 117.11, Revised Code. The Auditor of State did not audit the accompanying financial statements and, accordingly, we are unable to express, and do not express an opinion on them.

Our review was made in reference to the applicable sections of legislative criteria, as reflected by the Ohio Constitution, and the Revised Code, policies, procedures and guidelines of the Auditor of State, regulations and grant requirements. The Green Local School District is responsible for compliance with these laws and regulations.

Mary Taylor

Mary Taylor, CPA
Auditor of State

May 12, 2009

This Page is Intentionally Left Blank.

Green Local School District

TABLE OF CONTENTS

<u>TITLE</u>	<u>PAGE</u>
Independent Auditor’s Report	1
Management’s Discussion and Analysis	3
Basic Financial Statements:	
Government-Wide Financial Statements:	
Statement of Net Assets.....	9
Statement of Activities	10
Fund Financial Statements:	
Balance Sheet – Governmental Funds	11
Reconciliation of Total Governmental Fund Balances To Net Assets of Governmental Activities	12
Statement of Revenues, Expenditures and Changes in Fund Balances – Governmental Funds	13
Reconciliation of the Statement of Revenues, Expenditures and Changes in Fund Balances of Governmental Funds to the Statement of Activities	14
Statement of Revenues, Expenditures and Changes in Fund Balance – Budget and Actual (Budgetary Basis) – General Fund.....	15
Statement of Fiduciary Net Assets – Agency Fund.....	16
Notes to the Basic Financial Statements	17
Schedule of Federal Awards Expenditures.....	39
Notes to Schedule of Federal Awards Expenditures	40
Report on Internal Control over Financial Reporting and on Compliance and Other Matters Based on an Audit of Financial Statements Performed in Accordance With <i>Government Auditing Standards</i>	41
Report on Compliance with Requirements Applicable to Each Major Program and on Internal Control over Compliance in Accordance With OMB Circular A-133	43
Schedule of Findings and Questioned Costs OMB Circular A-133 §.505	45
Schedule of Prior Audit Findings.....	47

BALESTRA, HARR & SCHERER, CPAs, INC.
528 South West Street, P.O. Box 687
Piketon, Ohio 45661

Telephone (740) 289-4131
Fax (740) 289-3639
www.bhscpas.com

Member American Institute of Certified Public Accountants

Ohio Society of Certified Public Accountants

Independent Auditor's Report

Members of the Board
Green Local School District
4070 Gallia Pike
Franklin Furnace, OH 45629

We have audited the accompanying financial statements of the governmental activities, each major fund, and the aggregate remaining fund information of the Green Local School District (the School District), Scioto County, as of and for the year ended June 30, 2008, which collectively comprise the District's basic financial statements as listed in the table of contents. These financial statements are the responsibility of the School District's management. Our responsibility is to express opinions on these financial statements based on our audit.

We conducted our audit in accordance with auditing standards generally accepted in the United States of America and the standards applicable to financial audits contained in Comptroller General of the United States' *Government Auditing Standards*. Those standards require that we plan and perform the audit to obtain reasonable assurance about whether the financial statements are free of material misstatement. An audit includes examining, on a test basis, evidence supporting the amounts and disclosures in the financial statements. An audit also includes assessing the accounting principles used and significant estimates made by management, as well as evaluating the overall financial statement presentation. We believe that our audit provides a reasonable basis for our opinions.


In our opinion, the financial statements referred to above present fairly, in all material respects, the respective financial position of the governmental activities, each major fund, and the aggregate remaining fund information of the School District, as of June 30, 2008, and the respective changes in financial position and cash flows, where applicable, there of and the respective budgetary comparison for the general fund, for the year then ended in conformity with accounting principles generally accepted in the United States of America.

In accordance with *Government Auditing Standards*, we have also issued our report dated February 27, 2009 on our consideration of the School District's internal control over financial reporting and our tests of its compliance with certain provisions of laws, regulations, contracts and grant agreements and other matters. While we did not opine on the internal control over financial reporting or on compliance, that report describes the scope of our testing of internal control over financial reporting and compliance and the results of that testing. That report is an integral part of an audit performed in accordance with *Government Auditing Standards*. You should read it in conjunction with this report in assessing the results of our audit.

The Management's Discussion and Analysis on pages 3 through 9 is not a required part of the basic financial statements but is supplementary information required by the Governmental Accounting Standards Board. We have applied certain limited procedures, which consisted principally of inquiries of management regarding the methods of measurement and presentation of the required supplementary information. However, we did not audit the information and express no opinion on it.

Our audit was conducted for the purpose of forming opinions on the financial statements that collectively comprise the School District's basic financial statements. The accompanying Schedule of Federal Awards Receipts and Expenditures is presented for purposes of additional analysis as required by the U.S. Office of Management and Budget Circular A-133, *Audits of States, Local Governments, and Non-Profit Organizations*, and is not a required part of the basic financial statements. Such information has been subjected to the auditing procedures applied in the audit of the basic financial statements and, in our opinion, is fairly stated in all material respects in relation to the basic financial statements taken as a whole.

As described in Note 4, the District has implemented Governmental Accounting Standards Board (GASB) Statement No. 50, *Pension Disclosures – an amendment of GASB Statements No. 25 and No. 27*, and GASB Statement No. 45, *Accounting and Financial Reporting by Employers for Postemployment Benefits Other Than Pensions*.

A handwritten signature in cursive script that reads "Balestra, Harr & Scherer". The signature is written in black ink on a light-colored background.

Balestra, Harr & Scherer, CPAs, Inc.
February 27, 2009

Green Local School District
Scioto County, Ohio
Management's Discussion and Analysis
For the Fiscal Year Ended June 30, 2008
(Unaudited)

MANAGEMENT'S DISCUSSION AND ANALYSIS

The Green Local School District (the "School District") discussion and analysis of the annual financial report provides a review of the financial performance for the fiscal year ended June 30, 2008. The intent of this discussion and analysis is to look at the School District's financial performance as a whole; readers should also review the notes to the basic financial statements and financial statements to enhance their understanding of the School District's financial performance.

FINANCIAL HIGHLIGHTS

- The School District's assets exceeded its liabilities at June 30, 2008 by \$2,300,669. The School District's net assets of governmental activities decreased \$374,428.
- General revenues accounted for \$4,739,003 in revenue or 71 percent of all revenues. Program specific revenues in the form of charges for services and sales and operating grants and contributions accounted for \$1,975,830 or 29 percent of total revenues of \$6,714,833.
- The School District had \$7,089,261 in expenses related to governmental activities; \$1,975,830 of these expenses was offset by program specific charges for services and sales and operating grants and contributions.
- Governmental funds are accounted for using the modified accrual basis of accounting. All governmental funds had total revenues and other financing sources of \$6,772,851, and expenditures and other financing uses of \$7,211,282.

USING THIS ANNUAL FINANCIAL REPORT

This annual report consists of a series of financial statements. These statements are presented so that the reader can understand the Green Local School District's financial situation as a whole and also give a detailed view of the School District's financial activities.

The Statement of Net Assets and Statement of Activities provide information about the activities of the School District as a whole and present a longer-term view of the School District's finances. Fund financial statements provide the next level of detail. For governmental funds, these statements tell how services were financed in the short-term as well as the amount of funds available for future spending. The fund financial statements also look at the School District's most significant funds with all other non-major funds presented in total in one column.

Green Local School District
Scioto County, Ohio
Management's Discussion and Analysis
For the Fiscal Year Ended June 30, 2008
(Unaudited)

REPORTING THE SCHOOL DISTRICT AS A WHOLE

The analysis of the School District as a whole begins with the Statement of Net Assets and the Statement of Activities. These statements provide information that will help the reader to determine whether the School District is financially improving or declining as a result of the year's financial activities. These statements include all assets and liabilities using the accrual basis of accounting similar to the accounting used by private sector companies. All current year revenues and expenses are taken into account regardless of when cash is received or paid.

These two statements report the School District's net assets and changes to those assets. This change informs the reader whether the School District's financial position, as a whole, has improved or diminished. In evaluating the overall financial health, the user of these financial statements needs to take into account non-financial factors that also impact the School District's financial well-being. Some of these factors include the condition of capital assets, and required educational support services to be provided.

In the Statement of Net Assets and the Statement of Activities, the School District has only one kind of activity.

- Governmental Activities. Most of the School District's programs and services are reported here including instruction and support services.

REPORTING THE SCHOOL DISTRICT'S MOST SIGNIFICANT FUNDS

Fund Financial Statements

The analysis of the School District's funds begins on page 7. Fund financial statements provide detailed information about the School District's major fund – not the School District as a whole. Some funds are required by State law and bond covenants. Other funds may be established by the Treasurer with approval from the Board to help control, manage and report money received for a particular purpose or to show that the School District is meeting legal responsibilities for use of grants. The School District's only major fund is the General Fund.

Governmental Funds

Most of the School District's activities are reported in governmental funds, which focus on how money flows into and out of those funds and the balances left at year-end available for spending in future periods. These funds are reported using the modified accrual basis of accounting, which measures cash and all other financial assets that can be readily converted to cash. The governmental fund statements provide a detailed short-term view of the School District's general government operations and the basic services it provides. Governmental fund information helps to determine whether there are more or fewer financial resources that can be spent in the near future to finance educational support services. The relationship (or difference) between governmental activities (reported in the Statement of Net Assets and the Statement of Activities) and governmental funds is reconciled in the financial statements.

Fiduciary Funds

Fiduciary fund reporting focuses on net assets and changes in net assets. The fiduciary fund category is split into four classifications: pension trust funds, investment trust funds, private purpose trust funds, and agency funds. The School District's only fiduciary funds are agency funds. Agency funds are custodial in nature (assets equal liabilities) and do not involve measurement of results of operations. In accordance with GASB 34, fiduciary funds are not included in the government-wide statements.

The School District's fiduciary funds are agency funds which are used to maintain financial activity of the School District's Student Managed Activities.

Green Local School District
 Scioto County, Ohio
 Management's Discussion and Analysis
 For the Fiscal Year Ended June 30, 2008
 (Unaudited)

THE SCHOOL DISTRICT AS A WHOLE

As stated previously, the Statement of Net Assets provides the perspective of the School District as a whole. Table 1 provides a summary of the School District's net assets for 2008 compared to 2007.

Table 1
 Net Assets
 Governmental Activities

	2008	2007
Assets:		
Current and Other Assets	\$ 2,686,789	\$ 3,156,889
Capital Assets, Net	2,155,919	2,070,665
Total Assets	4,842,708	5,227,554
Liabilities:		
Current and Other Liabilities	2,168,372	2,202,023
Long-Term Liabilities	373,667	350,434
Total Liabilities	2,542,039	2,552,457
Net Assets:		
Invested in Capital Assets, Net of Related Debt	2,155,919	2,049,258
Restricted	330,353	470,407
Unrestricted (Deficit)	(185,603)	155,432
Total Net Assets	\$ 2,300,669	\$ 2,675,097

Total net assets of the District as a whole decreased \$374,428. Current and other assets decreased \$470,100, primarily due to decreases in Equity in Pooled Cash and Cash Equivalents. Capital assets, net increased \$85,254, due to additions of \$157,928 which were partially offset by depreciation expense of \$72,674. Current and other liabilities decreased \$33,651 due to decreases in accounts payable and accrued wage and benefits, and long-term liabilities decreased \$23,233 due to payments and capital lease obligations which were offset by increases in compensated absences.

Green Local School District
 Scioto County, Ohio
 Management's Discussion and Analysis
 For the Fiscal Year Ended June 30, 2008
 (Unaudited)

Table 2 shows the changes in net assets for the fiscal years ended June 30, 2008 and 2007.

Table 2
 Change in Net Assets
 Governmental Activities

	<u>2008</u>	<u>2007</u>
Revenues		
Program Revenues:		
Charges for Services and Sales	\$ 447,979	\$ 451,446
Operating Grants & Contributions	<u>1,527,851</u>	<u>1,359,143</u>
Total Program Revenues	1,975,830	1,810,589
General Revenues:		
Grants and Entitlements, Not Restricted to Specific Programs	2,674,211	2,509,898
Gifts and Donations, Not Restricted to Specific Programs	3,650	1,776
Investment Earnings	53,668	82,947
Payments in Lieu of Taxes	253,980	247,304
Miscellaneous	174,540	198,349
Rent	12,050	-
Property and Other Local Taxes	<u>1,566,904</u>	<u>1,759,624</u>
Total General Revenues	<u>4,739,003</u>	<u>4,799,898</u>
Total Revenues	6,714,833	6,610,487
Program Expenses		
Instruction		
Regular	2,568,746	2,297,706
Special	698,781	649,348
Vocational	175,293	164,048
Other	597,288	506,992
Support Services		
Pupils	445,561	424,805
Instructional Staff	257,282	292,564
Board of Education	33,952	31,250
Administration	464,331	464,171
Fiscal	248,006	235,468
Operation and Maintenance of Plant	696,880	615,886
Pupil Transportation	483,877	384,013
Operation of Non-Instructional Services	293,391	237,827
Extracurricular Activities	124,313	88,808
Interest and Fiscal Charges	<u>1,560</u>	<u>2,784</u>
Total Expenses	7,089,261	6,395,670
Net Assets at Beginning of Year	2,675,097	2,460,280
Increase (Decrease) in Net Assets	(374,428)	214,817
Net Assets at End of Year	<u>\$ 2,300,669</u>	<u>\$ 2,675,097</u>

Green Local School District
 Scioto County, Ohio
 Management's Discussion and Analysis
 For the Fiscal Year Ended June 30, 2008
 (Unaudited)

Governmental Activities

Grants and entitlements, not restricted to specific programs comprised 40 percent of revenue for governmental activities, while property and other local taxes comprised 23 percent. Charges for services and sales comprised 7 percent of revenue for governmental activities, while operating grants and contributions comprised 23 percent of revenue for governmental activities of the School District for fiscal year 2008.

As indicated by governmental program expenses, instruction is emphasized. Regular Instruction comprised 36 percent of governmental program expenses with Special Instruction comprising 10 percent of governmental expenses.

Revenue from property taxes decreased by \$192,720 primarily due to the phase out of personal property taxes while revenue from grants and entitlements not restricted to specific programs increased by \$164,313 primarily due to the state replacing the personal property taxes with state monies for 2008. Expenditures for regular instruction, special instruction, pupil transportation and operation and maintenance of plant increased by \$271,040, \$49,433, \$99,864, and \$80,994, respectively. Regular instruction increased due to the addition of 4 new certificated staff during the fiscal year and increased health insurance costs. Also, additional costs were incurred due to an extensive curriculum alignment by the District which increased substitute teacher costs.

The Statement of Activities shows the cost of program services and the charges for services, sales and grants offsetting those services. Table 3 shows, for governmental activities, the total cost of services and the net cost of services. That is, it identifies the cost of these services supported by unrestricted State entitlements and other general revenues.

Table 3
 Total and Net Cost of Program Services
 Governmental Activities

	2008		2007	
	Total Cost of Services	Net Cost of Services	Total Cost of Services	Net Cost of Services
Instruction	\$ 4,040,108	\$ 2,877,921	\$ 3,618,094	\$ 2,521,973
Support Services	2,629,889	2,202,669	2,448,157	2,023,460
Operation of Non-Instructional Services	293,391	7,508	237,827	(9,216)
Extracurricular Activities	124,313	23,861	88,808	46,242
Interest and Fiscal Charges	1,560	1,472	2,784	2,622
Total Expenses	\$ 7,089,261	\$ 5,113,431	\$ 6,395,670	\$ 4,585,081

THE SCHOOL DISTRICT'S FUNDS

The fund balance of the General fund decreased in the amount of \$409,440. This decrease was mostly due to the increase in instruction costs. Instruction costs increased due to the addition of staff, extensive curriculum alignment, and increased cost in health care.

The other governmental funds decreased by \$28,991.

Green Local School District
 Scioto County, Ohio
 Management's Discussion and Analysis
 For the Fiscal Year Ended June 30, 2008
 (Unaudited)

General Fund Budgeting Highlights

The School District's budget is prepared according to Ohio law and is based on accounting for certain transactions on a basis of cash receipts, disbursements, and encumbrances. The most significant budgeted fund is the General Fund.

During 2008, there were several revisions to the General fund budget. These revisions decreased appropriations by \$321,098. The Treasurer has been given the authority by the Board of Education to make line item adjustments within the budget. Actual total revenues and other sources were \$273,820 below the final budget of \$5,627,648. This was due to budgeted transfers to the General fund which did not occur. Total expenditures and other uses were \$150,619 under the final budget of \$6,016,365. This was due to transfers out of the General fund that were lower than anticipated. The General fund's ending unobligated cash balance was \$709,481.

CAPITAL ASSETS AND DEBT ADMINISTRATION

Capital Assets

At the end of fiscal year 2008, the School District had \$2,155,919 invested in its capital assets. Table 4 shows the fiscal year 2008 balances compared to 2007.

Table 4
 Capital Assets
 (Net of Accumulated Depreciation)

Governmental Activities		
	2008	2007
Land and Land Improvements	\$230,551	\$234,890
Buildings and Improvements	908,632	957,674
Furniture and Equipment	737,543	662,605
Vehicles	234,179	169,818
Textbooks	45,014	45,678
Totals	\$2,155,919	\$2,070,665

Changes in capital assets from the prior year resulted from the additions of furniture, equipment and vehicles and depreciation expense. See Note 9 to the basic financial statements for more detailed information related to capital assets.

Debt

At June 30, 2008, the School District had no outstanding capital leases or bonds. See Note 14 to the basic financial statements for more detailed information related to debt.

CONTACTING THE SCHOOL DISTRICT'S FINANCIAL MANAGEMENT

This financial report is designed to provide our citizens, taxpayers, creditors, and investors with a general overview of the School District's financial condition and to show the School District's accountability for the money it receives. If you have any questions about this report or need additional financial information, contact John Walsh, Treasurer, Green Local School District, 4070 Gallia Pike, Franklin Furnace, Ohio 45629.

Green Local School District
Statement of Net Assets
June 30, 2008

	Governmental Activities
ASSETS:	
Current Assets:	
Equity in Pooled Cash and Cash Equivalents	\$ 982,799
Intergovernmental Receivable	75,722
Taxes Receivable	1,628,268
Noncurrent Assets:	
Non-Depreciable Capital Assets	72,079
Depreciable Capital Assets, net	2,083,840
<i>Total Assets</i>	4,842,708
LIABILITIES:	
Current Liabilities:	
Accounts Payable	24,960
Accrued Wages and Benefits	545,917
Intergovernmental Payable	167,624
Deferred Revenue	1,429,871
Noncurrent Liabilities:	
Long-Term Liabilities:	
Due Within One Year	16,560
Due in More Than One Year	357,107
<i>Total Liabilities</i>	2,542,039
NET ASSETS:	
Invested in Capital Assets, Net of Related Debt	2,155,919
Restricted for Other Purposes	41,743
Restricted for Set Asides	288,610
Unrestricted (Deficit)	(185,603)
<i>Total Net Assets</i>	\$ 2,300,669

The notes to the basic financial statements are an integral part of this statement.

Green Local School District
Statement of Activities
For the Fiscal Year Ended June 30, 2008

	Expenses	Program Revenues		Net(Expense) Revenue and Changes in Net Assets Governmental Activities
		Charges for Services and Sales	Operating Grants and Contributions	
Governmental Activities:				
Instruction:				
Regular	\$ 2,568,746	\$ 109,446	\$ 507,529	\$ (1,951,771)
Special	698,781	16,714	479,014	(203,053)
Vocational	175,293	9,871	-	(165,422)
Other	597,288	33,127	6,486	(557,675)
Support Services:				
Pupils	445,561	24,712	4,847	(416,002)
Instructional Staff	257,282	11,394	42,348	(203,540)
Board of Education	33,952	1,909	-	(32,043)
Administration	464,331	24,793	16,881	(422,657)
Fiscal	248,006	13,330	10,102	(224,574)
Operation and Maintenance of Plant	696,880	38,651	7,701	(650,528)
Pupil Transportation	483,877	29,828	200,724	(253,325)
Operation of Non-Instructional Services	293,391	70,319	215,564	(7,508)
Extracurricular Activities	124,313	63,797	36,655	(23,861)
Interest and Fiscal Charges	1,560	88	-	(1,472)
		-		
<i>Total Governmental Activities</i>	<u>\$7,089,261</u>	<u>\$ 447,979</u>	<u>\$ 1,527,851</u>	<u>(\$5,113,431)</u>

General Revenues:

Property and Other Local Taxes Levied for:

General Purposes	1,566,904
Grants and Entitlements not Restricted to Specific Programs	2,674,211
Gifts and Donations not Restricted to Specific Programs	3,650
Investment Earnings	53,668
Payments in Lieu of Taxes	253,980
Miscellaneous	174,540
Rent	12,050

Total General Revenues

4,739,003

Change in Net Assets

(374,428)

Net Assets Beginning of Year

2,675,097

Net Assets End of Year

\$ 2,300,669

The notes to the basic financial statements are an integral part of this statement.

Green Local School District
Balance Sheet
Governmental Funds
June 30, 2008

	<u>General Fund</u>	<u>All Other Governmental Funds</u>	<u>Total Governmental Funds</u>
ASSETS:			
Equity in Pooled Cash and Cash Equivalents	\$ 478,618	\$ 215,571	\$ 694,189
Intergovernmental Receivable	2,921	72,801	75,722
Taxes Receivable	1,628,268	-	1,628,268
Restricted Cash and Cash Equivalents	288,610	-	288,610
<i>Total Assets</i>	<u>\$ 2,398,417</u>	<u>\$ 288,372</u>	<u>\$ 2,686,789</u>
LIABILITIES:			
Accounts Payable	\$ 23,848	\$ 1,112	\$ 24,960
Accrued Wages and Benefits	395,768	150,149	545,917
Intergovernmental Payable	147,242	20,382	167,624
Deferred Revenue	1,577,449	1,918	1,579,367
<i>Total Liabilities</i>	<u>2,144,307</u>	<u>173,561</u>	<u>2,317,868</u>
FUND BALANCES:			
Reserved:			
Reserved for Encumbrances	40,953	8,150	49,103
Reserved for Property Taxes	50,819	-	50,819
Reserved for Textbooks and Instructional Materials	125,926	-	125,926
Reserved for Capital Improvements	162,684	-	162,684
Unreserved, Undesignated, Reported in:			
General Fund	(126,272)	-	(126,272)
Special Revenue Funds	-	106,661	106,661
<i>Total Fund Balances</i>	<u>254,110</u>	<u>114,811</u>	<u>368,921</u>
<i>Total Liabilities and Fund Balances</i>	<u>\$ 2,398,417</u>	<u>\$ 288,372</u>	<u>\$ 2,686,789</u>

The notes to the basic financial statements are an integral part of this statement.

Green Local School District
Reconciliation of Total Governmental Fund Balances to
Net Assets of Governmental Activities
June 30, 2008

Total Governmental Fund Balances	\$368,921
Amounts reported for governmental activities in the statement of net assets are different because:	
Capital assets used in governmental activities are not financial resources and therefore are not reported in the funds.	2,155,919
Other long-term assets are not available to pay for current period expenditures and therefore are deferred in the funds.	
Taxes	149,496
Long-Term Liabilities, including the long-term portion of compensated absences are not due and payable in the current period and therefore are not reported in the funds.	
Compensated Absences	<u>(373,667)</u>
Total	<u>(373,667)</u>
Net Assets of Governmental Activities	<u><u>\$ 2,300,669</u></u>

The notes to the basic financial statements are an integral part of this statement.

Green Local School District
Statement of Revenues, Expenditures and Changes in Fund Balances
Governmental Funds
For the Fiscal Year Ended June 30, 2008

	<u>General Fund</u>	<u>All Other Governmental Funds</u>	<u>Total Governmental Funds</u>
REVENUES:			
Property Taxes	\$ 1,484,864	\$ -	\$ 1,484,864
Intergovernmental	3,021,365	1,260,754	4,282,119
Interest	53,626	42	53,668
Tuition and Fees	319,433	-	319,433
Rent	12,050	-	12,050
Extracurricular Activities	-	59,277	59,277
Gifts and Donations	-	3,650	3,650
Customer Sales and Services	-	69,270	69,270
Payments in Lieu of Taxes	253,980	-	253,980
Miscellaneous	173,960	580	174,540
<i>Total Revenues</i>	<u>5,319,278</u>	<u>1,393,573</u>	<u>6,712,851</u>
EXPENDITURES:			
Current:			
Instruction:			
Regular	1,933,000	636,640	2,569,640
Special	296,877	397,754	694,631
Vocational	174,760	-	174,760
Other	578,850	8,209	587,059
Support Services:			
Pupils	434,910	6,134	441,044
Instructional Staff	201,192	53,057	254,249
Board of Education	33,952	-	33,952
Administration	437,834	21,365	459,199
Fiscal	233,941	12,785	246,726
Operation and Maintenance of Plant	690,002	9,746	699,748
Pupil Transportation	531,430	17,795	549,225
Operation of Non-Instructional Services	18,629	272,690	291,319
Extracurricular Activities	80,374	46,389	126,763
Debt Service:			
Principal	21,407	-	21,407
Interest	1,560	-	1,560
<i>Total Expenditures</i>	<u>5,668,718</u>	<u>1,482,564</u>	<u>7,151,282</u>
<i>Excess of Revenues Over (Under) Expenditures</i>	<u>(349,440)</u>	<u>(88,991)</u>	<u>(438,431)</u>
OTHER FINANCING SOURCES AND USES:			
Transfers In	-	60,000	60,000
Transfers Out	(60,000)	-	(60,000)
<i>Total Other Financing Sources and Uses</i>	<u>(60,000)</u>	<u>60,000</u>	<u>-</u>
<i>Net Change in Fund Balances</i>	(409,440)	(28,991)	(438,431)
<i>Fund Balance at Beginning of Year</i>	<u>663,550</u>	<u>143,802</u>	<u>807,352</u>
<i>Fund Balance at End of Year</i>	<u>\$ 254,110</u>	<u>\$ 114,811</u>	<u>\$ 368,921</u>

The notes to the basic financial statements are an integral part of this statement.

Green Local School District
Reconciliation of the Statement of Revenues, Expenditures and Changes
in Fund Balances of Governmental Funds to the Statement of Activities
For the Fiscal Year Ended June 30, 2008

Net Change in Fund Balances - Total Governmental Funds (\$438,431)

Amounts reported for governmental activities in the statement of activities are different because:

Governmental funds report capital outlays as expenditures. However in the statement of activities, the cost of those assets is allocated over their estimated useful lives as depreciation expense. This is the amount by which depreciation exceeded capital outlays in the current period.

Capital Asset Additions	157,928	
Current Year Depreciation	(72,674)	
Total	85,254	85,254

Revenues in the statement of activities that do not provide current financial resources are not reported as revenues in the funds.

Taxes	82,040	
Intergovernmental	(80,058)	
Total	1,982	1,982

Repayment of capital leases obligations are expenditures in the governmental funds, but the repayment reduces liabilities in the statement of net assets and does not result in an expense in the statement of activities.

21,407

Some expenses reported in the statement of activities do not require the use of current financial resources and therefore are not reported as expenditures in governmental funds.

Increase in Compensated Absences	(44,640)	
Total	(44,640)	(44,640)

Net Change in Net Assets of Governmental Activities

(\$374,428)

The notes to the basic financial statements are an integral part of this statement.

Green Local School District
Statement of Revenues, Expenditures and Changes
In Fund Balance - Budget and Actual
(Budgetary Basis)
General Fund
For the Fiscal Year Ended June 30, 2008

	<u>Budgeted Amounts</u>		<u>Actual</u>	<u>Variance with Final Budget: Positive (Negative)</u>
	<u>Original Budget</u>	<u>Final Budget</u>		
Total Revenues and Other Sources	\$ 5,446,898	\$ 5,627,648	\$ 5,353,828	\$ (273,820)
Total Expenditures and Other Uses	6,306,546	6,016,365	5,865,746	150,619
Net Change in Fund Balance	(859,648)	(388,717)	(511,918)	(123,201)
Fund Balance, July 1, 2007	1,085,291	1,085,291	1,085,291	-
Prior Year Encumbrances Appropriated	129,054	129,054	129,054	-
Fund Balance, June 30, 2008	<u>\$ 354,697</u>	<u>\$ 825,628</u>	<u>\$ 702,427</u>	<u>\$ (123,201)</u>

The notes to the basic financial statements are an integral part of this statement.

Green Local School District
Statement of Fiduciary Assets and Liabilities
Agency Fund
June 30, 2008

	<u>Agency Fund</u>
ASSETS:	
Equity in Pooled Cash and Cash Equivalents	<u>\$ 18,766</u>
LIABILITIES:	
Undistributed Monies	<u>\$ 18,766</u>

The notes to the basic financial statements are an integral part of this statement.

Green Local School District
Notes to the Basic Financial Statements
For the Fiscal Year Ended June 30, 2008

NOTE 1 - DESCRIPTION OF THE SCHOOL DISTRICT AND REPORTING ENTITY

Green Local School District (the "School District") is organized under Article VI, Sections 2 and 3 of the Constitution of the State of Ohio. The School District operates under a locally-elected Board form of government consisting of five members elected at-large for staggered four-year terms. The School District provides educational services as authorized by state statute and/or federal guidelines.

The School District was established in 1926 through the consolidation of existing land areas and school districts. The School District serves an area of approximately 36 square miles. It is located in Scioto County, and includes all of Green Township. It is staffed by 30 non-certificated employees, 56 certificated full-time teaching personnel and 5 administrative employees who provide services to 654 students and other community members. The School District currently operates three instructional buildings, one administrative building, and one maintenance building.

Reporting Entity:

A reporting entity is comprised of the primary government, component units, and other organizations that are included to ensure that the financial statements are not misleading. The primary government of the School District consists of all funds, departments, boards, and agencies that are not legally separate from the School District. For Green Local School District, this includes general operations, food service, and student related activities of the School District.

Component units are legally separate organizations for which the School District is financially accountable. The School District is financially accountable for an organization if the School District appoints a voting majority of the organization's governing board and (1) the School District is able to significantly influence the programs or services performed or provided by the organization; or (2) the School District is legally entitled to or can otherwise access the organization's resources; the School District is legally obligated or has otherwise assumed the responsibility to finance the deficits of, or provide financial support to, the organization; or the School District is obligated for the debt of the organization. Component units may also include organizations that are fiscally dependent on the School District in that the School District approves the budget, the issuance of debt, or the levying of taxes. The School District has no component units.

The following organizations which perform activities within the School District's boundaries for the benefit of its residents are excluded from the accompanying financial statements because the School District is not financially accountable for these organizations nor are they fiscally dependent on the School District:

- * Boosters Clubs
- * Parent Teacher Organizations

The School District is associated with five organizations, three of which are defined as jointly governed organizations and one as a public entity shared risk pool. These organizations are the South Central Ohio Computer Association (SCOCA), the Scioto County Joint Vocational School, the Coalition of Rural and Appalachian Schools, and the Scioto County Regional Council of Governments. These organizations are presented in Notes 15 and 16 to the basic financial statements.

NOTE 2 - SUMMARY OF SIGNIFICANT ACCOUNTING POLICIES

The financial statements of the Green Local School District have been prepared in conformity with accounting principles generally accepted in the United States of America (GAAP) as applied to governmental units. The Governmental Accounting Standards Board (GASB) is the accepted standard-setting body for establishing governmental accounting and financial reporting principles. The most significant of the School District's accounting policies are described below.

Green Local School District
Notes to the Basic Financial Statements
For the Fiscal Year Ended June 30, 2008

NOTE 2 - SUMMARY OF SIGNIFICANT ACCOUNTING POLICIES (continued)

A. Basis Of Presentation - Fund Accounting

The School District's basic financial statements consist of government-wide statements, including a statement of net assets and a statement of activities, and fund financial statements which provide a more detailed level of financial information.

Government-wide Financial Statements:

The statement of net assets and the statement of activities display information about the School District as a whole. These statements include the financial activities of the primary government, except for fiduciary funds.

The statement of net assets presents the financial condition of governmental activities of the School District at year-end. The statement of activities presents a comparison between direct expenses and program revenues for each program or function of the School District's governmental activities. Direct expenses are those that are specifically associated with a service, program or department and therefore clearly identifiable to a particular function. Program revenues include charges paid by the recipient of the goods or services offered by the program and grants and contributions that are restricted to meeting the operational or capital requirements of a particular program. Revenues which are not classified as program revenues are presented as general revenues of the School District. The comparison of direct expenses with program revenues identifies the extent to which each governmental function is self-financing or draws from the general revenues of the School District.

Fund Financial Statements:

During the year, the School District segregates transactions related to certain School District functions or activities in separate funds in order to aid financial management and to demonstrate legal compliance. Fund financial statements are designed to present financial information of the School District at this more detailed level. The focus of fund financial statements is on major funds rather than reporting funds by type. Each major fund is presented in a separate column. Non-major funds are aggregated and presented in a single column. Fiduciary funds are reported by fund type.

B. Fund Accounting

The School District's accounts are maintained on the basis of funds, each of which is considered a separate accounting entity. Fund accounting is designed to demonstrate legal compliance and to aid management by segregating transactions related to specific School District's functions or activities. The operation of each fund is accounted for within a separate set of self-balancing accounts.

Governmental Funds

Governmental funds are those through which most governmental functions typically are financed. Governmental funds reporting focuses on the sources, uses and balances of current financial resources. Expendable assets are assigned to the various governmental funds according to the purpose for which they may or must be used. Current liabilities are assigned to the fund from which they will be paid. The difference between governmental fund assets and liabilities is reported as fund balance. The following is the School District's major governmental fund:

General Fund

The General Fund is the general operating fund of the School District and is used to account for all financial resources except those required to be accounted for in another fund. The General Fund is available to the School District for any purpose provided it is expended or transferred according to the school laws of Ohio.

Green Local School District
Notes to the Basic Financial Statements
For the Fiscal Year Ended June 30, 2008

NOTE 2 - SUMMARY OF SIGNIFICANT ACCOUNTING POLICIES (continued)

The other governmental funds of the School District account for grants and other resources, and capital projects, whose use is restricted to a particular purpose.

Fiduciary Funds

Fiduciary fund reporting focuses on net assets and changes in net assets. The fiduciary fund category is split into four classifications: pension trust funds, investment trust funds, private purpose trust funds and agency funds. The School District's only fiduciary funds are agency funds. Trust funds are used to account for assets held by the School District under a trust agreement for individuals, private organizations, or other governments and are therefore not available to support the School District's own programs. Agency funds are custodial in nature (assets equal liabilities) and do not involve measurement of results of operations. In accordance with GASB 34, fiduciary funds are not included in the government-wide statements.

The School District's only fiduciary funds are agency funds which are used to maintain financial activity of the School District's Student Managed Activities.

Measurement Focus

Government-wide Financial Statements - The government-wide financial statements are prepared using the economic resources measurement focus. All assets and all liabilities associated with the operation of the School District are included on the statement of net assets. The Statement of Activities presents increases (i.e. revenues) and decreases (i.e. expenses) in total net assets.

Fund Financial Statements - All governmental funds are accounted for using a flow of current financial resources measurement focus. With this measurement focus, only current assets and current liabilities generally are included on the balance sheet. The statement of revenues, expenditures and changes in fund balances reports on the sources (i.e., revenues and other financing sources) and uses (i.e., expenditures and other financing uses) of current financial resources. This approach differs from the manner in which the governmental activities of the government-wide financial statements are prepared. Governmental fund financial statements therefore include a reconciliation with brief explanations to better identify the relationship between the government-wide statements and the statements for governmental funds.

Basis of Accounting

Basis of accounting determines when transactions are recorded in the financial records and reported on the financial statements. Government-wide financial statements are prepared using the accrual basis of accounting. The fund financial statements are prepared using either the modified accrual basis of accounting for governmental funds or the accrual basis of accounting for fiduciary funds. Differences in the accrual and modified accrual basis of accounting arise in the recognition of revenue, the recording of deferred revenue, and in the presentation of expenses versus expenditures.

Revenues – Exchange and Non-exchange Transactions

Revenue resulting from exchange transactions, in which each party gives and receives essentially equal value, is recorded on the accrual basis when the exchange takes place. On a modified accrual basis, revenue is recorded in the fiscal year in which the resources are measurable and become available. "Measurable" means the amount of the transaction can be determined and "available" means that the resources will be collected within the current fiscal year or are expected to be collected soon enough thereafter to be used to pay liabilities of the current fiscal year. For the School District, available means expected to be received within 60 days of year-end.

Green Local School District
Notes to the Basic Financial Statements
For the Fiscal Year Ended June 30, 2008

NOTE 2 - SUMMARY OF SIGNIFICANT ACCOUNTING POLICIES (continued)

Non-exchange transactions, in which the School District receives value without directly giving equal value in return, include property taxes, grants, entitlements and donations. On an accrual basis, revenue from property taxes is recognized in the fiscal year for which the taxes are levied. (See Note 7). Revenue from grants, entitlements and donations is recognized in the fiscal year in which all eligibility requirements have been satisfied. Eligibility requirements include timing requirements, which specify the year when the resources are required to be used or the fiscal year when use is first permitted, matching requirements, in which the School District must provide local resources to be used for a specified purpose, and expenditures requirements, in which the resources are provided to the School District on a reimbursement basis. On a modified accrual basis, revenue from non-exchange transactions must also be available before it can be recognized.

Under the modified accrual basis, the following revenue sources are considered to be both measurable and available at year-end: property taxes available as an advance, tuition, grants, and fees.

Deferred Revenue

Deferred revenue arises when assets are recognized before revenue recognition criteria have been satisfied. Property taxes for which there is an enforceable legal claim as of June 30, 2008, but which were levied to finance fiscal year 2009 operations, have been recorded as deferred revenue. Grants and entitlements received before the eligibility requirements are met are also recorded as deferred revenue. On governmental fund financial statements, receivables that will not be collected within the available period have also been reported as deferred revenue.

Expenses/Expenditures

On the accrual basis of accounting, expenses are recognized at the time they are incurred. The measurement focus of governmental fund accounting is on decreases in net financial resources (expenditures) rather than expenses. Expenditures are generally recognized in the accounting period in which the related fund liability is incurred, if measurable, except for (1) principal and interest on general long-term debt and capital lease obligations, which is recorded when due, and (2) the costs of accumulated unpaid vacation, personal leave and sick leave are reported as fund liabilities upon the occurrence of employee resignations and retirements. Allocations of cost, such as depreciation and amortization, are not recognized in governmental funds.

C. Budgetary Process

All funds, other than the agency fund, are legally required to be budgeted and appropriated. The major documents prepared are the tax budget, the appropriation resolution, and the certificate of estimated resources, which are prepared on the budgetary basis of accounting. The tax budget demonstrates a need for existing or increased tax rates. The certificate of estimated resources establishes a limit on the amounts that the Board of Education may appropriate. The appropriation resolution is the Board' authorization to spend resources and set annual limits on expenditures plus encumbrances at a level of control selected by the Board. The legal level of control has been established by the Board of Education at the fund level. The Treasurer maintains budgetary information at the fund and object level and has the authority to allocate appropriations at the function and object level without resolution by the Board.

Green Local School District
Notes to the Basic Financial Statements
For the Fiscal Year Ended June 30, 2008

NOTE 2 - SUMMARY OF SIGNIFICANT ACCOUNTING POLICIES (continued)

The certificate of estimated resources may be amended during the fiscal year if projected increases or decreases in revenue are identified by the School District Treasurer. The amounts reported as the original budgeted amounts in the budgetary statement are based on estimates made before the end of the prior fiscal year. The amounts reported as the final budgeted amounts in the budgetary statement reflect the amounts in the final amended certificate issued during fiscal year 2008.

The appropriation resolution is subject to amendment by the Board throughout the fiscal year with the restriction that appropriations may not exceed estimated revenues. The amounts reported as the original budgeted amounts reflect the first appropriation for that fund that covered the entire fiscal year, including amounts automatically carried over from prior fiscal years. The amounts reported as the final budgeted amounts represent the final appropriation amounts passed by the Board during the year.

Encumbrances

Encumbrance accounting is utilized by the School District for all funds in the normal course of operations for purchase orders and contract related expenditures. An encumbrance is a reserve on the available spending authority due to a commitment for a future expenditure and does not represent a liability. On the fund financial statements encumbrances outstanding at fiscal year-end are reported as a reservation of fund balance for subsequent year expenditures for governmental funds. A reserve for encumbrance is not reported on the government-wide financial statements. Encumbrances are reported as part of expenditures on a Non-GAAP budgetary basis in the Statement of Revenues, Expenditures and Changes in Fund Balance- Budget and Actual (Budgetary Basis) – General Fund.

D. Cash and Cash Equivalents

To improve cash management, all cash received by the School District is pooled. Monies for all funds are maintained in this pool. Individual fund integrity is maintained through School District records. Each funds interest in the pool is presented as Equity in Pooled Cash and Cash Equivalents on the financial statements.

During fiscal year 2008, the School District's investments were limited to funds invested in the State Treasury Assets Reserve of Ohio (STAR-Ohio). StarOhio is an investment pool managed by the State Treasurer's Office that allows governments within the State to pool their funds for investment purposes. StarOhio is not registered with the SEC as an investment company, but does operate in a manner consistent with Rule 2a7 of the Investment Company Act of 1940. Investments in StarOhio are valued at StarOhio's share price which is the price the investment could be sold for on June 30, 2008.

Following Ohio statutes, the Board of Education has, by resolution, specified the funds to receive an allocation of interest earnings. Interest revenue credited during fiscal year 2008 amounted to \$53,626 for the General Fund and \$42 for the Food Service Fund (a non major special revenue fund).

Investments of the cash management pool and investments with an original maturity of three months or less at the time they are purchased by the School District are considered to be cash equivalents.

E. Capital Assets and Depreciation

All capital assets of the School District are general capital assets that are associated with governmental activities. General capital assets result from expenditures in the governmental funds. These assets are reported in the governmental activities column of the government-wide statement of net assets but are not reported in the fund financial statements.

All capital assets are capitalized at cost (or estimated historical cost) and updated for additions and retirements during the year. Donated fixed assets are recorded at their fair market values as of the date received. The School District maintains a capitalization threshold of \$500. The School District does not possess any infrastructure.

Improvements are capitalized; the costs of normal maintenance and repairs that do not add to the value of the asset or materially extend an asset's life are not. The District does not capitalize interest for capital asset purchases.

Green Local School District
Notes to the Basic Financial Statements
For the Fiscal Year Ended June 30, 2008

NOTE 2 - SUMMARY OF SIGNIFICANT ACCOUNTING POLICIES (continued)

All reported capital assets, except land, are depreciated. Improvements are depreciated over the remaining useful lives of the related capital assets. Depreciation is computed using the straight-line method over the following useful lives:

<u>Description</u>	<u>Estimated Lives</u>
Land Improvements	10-25 years
Buildings and Improvements	20-25 years
Furniture and Equipment	10-15 years
Vehicles	10-15 years
Textbooks	5-10 years

F. Compensated Absences

Vacation and personal leave benefits are accrued as a liability as the benefits are earned if the employee's rights to receive compensation are attributable to services already rendered and it is probable that the School District will compensate its employees for the benefits through paid time off or some other means. Sick leave benefits are accrued as a liability using the termination payment method. The liability includes the employees who are currently eligible to receive severance benefits and those the School District has identified as probable of receiving payment in the future. The accrual amount is based upon accumulated sick leave and accumulated sick leave and employees' wage rates at year-end, taking into consideration any limits specified in the School District's severance policy.

The entire compensated absence liability is reported on the government-wide financial statements.

On the governmental fund financial statements, compensated absences are recognized as liabilities and expenditures as payments come due each period upon the occurrence of employee resignations and retirements. These amounts are recorded in the account "matured compensated absences payable" in the fund from which the employee will be paid.

G. Accrued Liabilities and Long-Term Obligations

All payables, accrued liabilities and long-term obligations are reported in the government-wide financial statements.

In general, governmental fund payables and accrued liabilities that, once incurred, are paid in a timely manner and in full from current financial resources are reported as obligations of the funds. However, claims and judgements, compensated absences, and special termination benefits that will be paid from governmental funds are reported as a liability in the fund financial statements only to the extent that they are due for payment in the current year. Capital leases are recognized as a liability on the government-wide financial statements when due.

H. Fund Balance Reserves

The School District records reservations for portions of fund balance which are legally segregated for a specific future use or which are not available for appropriation. Unreserved undesignated fund balance represents that portion of fund balance reflected for Governmental Funds, which is available for use within the specific purpose of those funds. Fund balance reserves are established for encumbrances, property taxes, textbooks and instructional materials and capital improvements.

I. Estimates

The preparation of financial statements in conformity with accounting principles generally accepted in the United States of America requires management to make estimates and assumptions that affect the amounts reported in the financial statements and accompanying notes. Actual results may differ from those estimates.

Green Local School District
Notes to the Basic Financial Statements
For the Fiscal Year Ended June 30, 2008

NOTE 2 - SUMMARY OF SIGNIFICANT ACCOUNTING POLICIES (continued)

J. Net Assets

Net assets represent the difference between assets and liabilities. Net assets invested in capital assets, net of related debt consist of capital assets, net of accumulated depreciation, reduced by the outstanding balances of any borrowings used for the acquisition, construction or improvements of those assets. Net assets are reported as restricted when there are limitations imposed on their use either through the enabling legislation adopted by the School District or through external restrictions imposed by creditors, grantors or laws, or regulations of other governments. Net Assets restricted for other purposes includes activities for federal and state grants.

The School District applies restricted resources when an expense is incurred for purposes for which both restricted and unrestricted net assets are available.

Of the District's \$330,353 restricted net assets, none is restricted by enabling legislation.

K. Restricted Assets

Restricted assets in the General Fund represent cash and cash equivalents whose use is limited by legal requirements. Restricted assets included amounts required by statute to be set-aside by the School District for the purchase of textbooks and capital acquisition. See Note 17 for additional information regarding set-asides.

L. Interfund Activity

Exchange transactions between funds are reported as revenues in the seller funds and as expenditures in the purchaser funds. Flows of cash or goods from one fund to another without a requirement for repayment are reported as interfund transfers. Interfund transfers are reported as other financing sources/uses in governmental funds. Interfund transfers within governmental activities are eliminated in the statement of activities. Repayments from funds responsible for particular expenditures to the funds that initially paid for them are not presented on the financial statements.

NOTE 3 – ACCOUNTABILITY

Accountability - Fund Balance Deficits

At June 30, 2008, the Lunch Room, EMIS, Public school Preschool, Ohio Reads Grant, Poverty Aid, 1997-98 Conflict, Title VI-B, Chapter I, Drug Free Grant, and Class Reduction Special Revenue Funds had fund balance deficits of \$32,776, \$61, \$3,870, \$4, \$55,201, \$68, \$2,750, \$880, \$50 and \$2,865, respectively, which were created by the application of accounting principles generally accepted in the United States of America. The General Fund provides transfers to cover deficit balances; however, this is done when cash is needed rather than when accruals occur.

Green Local School District
Notes to the Basic Financial Statements
For the Fiscal Year Ended June 30, 2008

NOTE 4 – CHANGE IN ACCOUNTING PRINCIPLES

For the fiscal year 2008, the School District implemented GASB Statement No. 50, *Pension Disclosures—an amendment of GASB Statements No. 25 and No. 27*, and GASB Statement No. 45, *Accounting and Financial Reporting by Employers for Postemployment Benefits Other Than Pensions*. GASB Statement No. 50 more closely aligns the financial reporting requirements for pensions with those for other postemployment benefits (OPEB) and, in doing so, enhances information disclosed in notes to financial statements or presented as required supplementary information (RSI) by pension plans and by employers that provide pension benefits. GASB Statement No. 45 establishes standards for the measurement, recognition, and display of OPEB expense/expenditures and related liabilities (assets), note disclosures, and, if applicable, required supplementary information (RSI) in the financial reports of state and local governmental employers. The application of these new standards did not have a material effect on the basic financial statements, nor did their implementation require a restatement of prior year balances.

NOTE 5 - BUDGETARY BASIS OF ACCOUNTING

While the School District is reporting financial position, results of operations, and changes in fund balances on the basis of accounting principles generally accepted in the United States of America (GAAP), the budgetary basis as provided by law is based upon accounting for certain transactions on a basis of cash receipts, disbursements, and encumbrances. The Statement of Revenues, Expenditures and Changes in Fund Balance - Budget and Actual (Budgetary Basis) presented for the General Fund is presented on the budgetary basis to provide a meaningful comparison of actual results with the budget.

The major differences between the budget basis and GAAP (modified accrual) basis are as follows:

1. Revenues are recorded when received in cash (budget basis) as opposed to when susceptible to accrual (GAAP basis);
2. Expenditures are recorded when paid in cash (budget basis) as opposed to when the liability is incurred (GAAP basis); and
3. Encumbrances are treated as expenditures for all funds (budget basis) rather than as a reservation of fund balance for governmental fund types (GAAP basis).

The following table summarizes the adjustments necessary to reconcile the GAAP and budgetary basis statements for the General Fund.

Net Change in Fund Balance	
GAAP Basis	\$ (409,440)
Revenue Accruals	66,527
Expenditure Accruals	(104,204)
Encumbrances	<u>(64,801)</u>
Budget Basis	<u><u>\$ (511,918)</u></u>

Green Local School District
Notes to the Basic Financial Statements
For the Fiscal Year Ended June 30, 2008

NOTE 6 - DEPOSITS AND INVESTMENTS

State statutes classify monies held by the School District into three categories.

Active deposits are public deposits necessary to meet current demands on the treasury. Such monies must be maintained either as cash in the School District Treasury, in commercial accounts payable or withdrawable on demand, including negotiable order of withdrawal (NOW) accounts, or in money market deposit accounts.

Inactive deposits are public deposits that the Board of Education has identified as not required for use within the current five-year period of designation of depositories. Inactive deposits must either be evidenced by certificates of deposit maturing not later than the end of the current period of designation of depositories, or by savings or deposit accounts including, but not limited to, passbook accounts.

Interim monies are those monies which are not needed for immediate use but which will be needed before the end of the current period of designation of depositories.

Protection of the School Districts deposits is provided by the Federal Deposit Insurance Corporation (FDIC), by eligible securities pledged by the financial institution as security for repayment, by surety company bonds deposited with the Treasurer by the financial institution, or by a single collateral pool established by the financial institution to secure the repayment of all public monies deposited with the institution.

Interim monies may be deposited or invested in the following securities:

1. United States treasury notes, bills, bonds, or other obligations of or security issued by the United States treasury or any other obligation guaranteed as to the payment of principal and interest by the United States;
2. Bonds, notes, debentures, or other obligations or securities issued by any federal government agency or instrumentality, including but not limited to, the federal national mortgage association, federal home loan bank, federal farm credit bank, federal home loan mortgage corporation, government national mortgage association, and student loan marketing association. All federal agency securities shall be direct issuances of federal government agencies or instrumentalities;
3. Written repurchase agreements in the securities listed above, provided that the market value of the securities subject to the repurchase agreement must exceed the principal value of the agreement by at least two percent and be marked to market daily, and that the term of the agreement must not exceed thirty days;
4. Bonds and other obligations of the State of Ohio, its political subdivisions, or other units or agencies of this State or its political subdivisions;
5. Time certificates of deposit or savings or deposit accounts, including, but not limited to, passbook accounts;
6. No-load money market mutual funds consisting exclusively of obligations described in division (1) or (2) and repurchase agreements secured by such obligations, provided that investments in securities described in this division are made only through eligible institutions;
7. The State Treasurer's investment pool (STAR Ohio);
8. Securities lending agreements in which the District lends securities and the eligible institution agrees to exchange either securities described in division (1) or (2), or cash, or both securities and cash, equal value for equal value;

Green Local School District
Notes to the Basic Financial Statements
For the Fiscal Year Ended June 30, 2008

NOTE 6 - DEPOSITS AND INVESTMENTS (continued)

9. High grade commercial paper in an amount not to exceed five percent of the District's total average portfolio; and
10. Bankers acceptances for a period not to exceed 270 days and in an amount not to exceed ten percent of the District's total average portfolio.

Investments in stripped principal or interest obligations, reverse repurchase agreements and derivatives are prohibited. The issuance of taxable notes for the purpose of arbitrage, the use of leverage and short selling are also prohibited. An investment must mature within five years from the date of purchase unless matched to a specific obligation or debt of the School District, and must be purchased with the expectation that it will be held to maturity.

Investments may only be made through specified dealers and institutions. Payment for investments may be made only upon delivery of the securities representing the investments to the Treasurer or qualified trustee or, if the securities are not represented by a certificate, upon receipt of confirmation of transfer from the custodian.

Deposits Custodial credit risk is the risk that in the event of a bank failure, the School District's deposits may not be returned to it. According to state law, public depositories must give security for all public funds on deposit in excess of those funds that are insured by the Federal Deposit Insurance Corporation (FDIC) or by any other agency or instrumentality of the federal government. These institutions may either specifically collateralize individual accounts in lieu of amounts insured by the FDIC, or may pledge a pool of government securities valued at least 105% of the total value of public monies on deposit at the institution. The School District's policy is to deposit money with financial institutions that are able to abide by the laws governing insurance and collateralization of public funds.

As of June 30, 2008, the School District's bank balance of \$951,027 is either covered by FDIC or collateralized by the financial institutions public entity deposit pools in the manner described above.

Investments The School District's investments in STAR Ohio are unclassified investments since they are not evidenced by securities that exist in physical or book entry form.

	<u>Fair/Carrying Value</u>	<u>Weighted Average Maturity (Yrs.)</u>
STAR Ohio	<u>\$ 70,382</u>	0

Interest rate risk – Interest rate risk is the risk that changes in interest rates will adversely affect the fair value of an investment. Although the District does not have an investment policy, the District manages its exposure to declines in fair values by limiting the weighted average maturity of its investment portfolio.

Credit Risk – Credit risk is the risk that an issuer or other counterparty to an investment will not fulfill its obligations. The District limits its investments to STAR Ohio and Certificates of Deposit. Investments in STAR Ohio were rated AAAM by Standard & Poor's.

Concentration of credit risk – Concentration of credit risk is the risk of loss attributed to the magnitude of a government's investment in a single issuer. The District does not have an investment policy so it can only have investments in STAR Ohio and Certificates of Deposit. The District has invested 100 percent in STAR Ohio.

Custodial credit risk is the risk that in the event of the failure of the counterparty, the District will not be able to recover the value of its investments or collateral securities that are in the possession of an outside party. All of the District's securities are either insured and registered in the name of the District or at least registered in the name of the District.

Green Local School District
Notes to the Basic Financial Statements
For the Fiscal Year Ended June 30, 2008

NOTE 7 - PROPERTY TAXES

Property taxes are levied and assessed on a calendar year basis while the School District fiscal year runs from July through June. First half tax collections are received by the School District in the second half of the fiscal year. Second half tax distributions occur in the first half of the following fiscal year.

Property taxes include amounts levied against all real, public utility and tangible personal property located in the School District. Property tax revenue received during calendar 2008 for real and public utility property taxes represents collections of calendar 2007 taxes. Property tax payments received during calendar 2008 for tangible personal property (other than public utility property) are for calendar 2007 taxes.

2008 real property taxes are levied after April 1, 2008, on the assessed value as of January 1, 2008, the lien date. Assessed values are established by State law at thirty-five percent of appraised market value.

Public utility tangible personal property currently is assessed at varying percentages of true value; public utility real property is assessed at thirty-five percent of true value. 2008 public utility property taxes became a lien December 31, 2007, are levied after April 1, 2008 and are collected in 2009 with real property taxes. 2008 tangible personal property taxes are levied after April 1, 2008, on the value as of December 31, 2007. Collections are made in 2009. Tangible personal property assessments are twenty-five percent of true value.

Real property taxes are payable annually or semiannually. If paid annually, payment is due December 31; if paid semiannually, the first payment is due December 31 with the remainder payable by June 20. Under certain circumstances, State statute permits alternate payment dates to be established.

Tangible personal property taxes paid by multi-county taxpayers are due September 20. Single county taxpayers may pay annually or semiannually. If paid annually, payment is due April 30; if paid semiannually, the first payment is due April 30, with the remainder payable by September 20.

Ohio House Bill No. 66 was signed into law on June 30, 2005. House Bill No. 66 phases out the tax on tangible personal property of general businesses, telephone and telecommunications companies, and railroads. The tax on general business and railroad property will be eliminated by calendar year 2009, and the tax on telephone and telecommunications property will be eliminated by calendar year 2011. The tax is phased out by reducing the assessment rate on the property each year. The bill replaces revenue lost by the District due to the phasing out of the tax. In calendar years 2006-2010, the District will be fully reimbursed at the level of calendar year 2004 assessed values for the lost revenue. In calendar years 2011-2017, the reimbursements will be phased out.

The assessed values upon which fiscal year 2008 taxes were collected are:

	2007 Second- Half Collections		2008 First- Half Collections	
	Amount	Percent	Amount	Percent
Agricultural/Residential and Other Real Estate	\$ 46,798,960	61.84%	\$ 51,904,680	72.62%
Public Utility	9,334,800	12.33%	9,069,160	12.69%
Tangible Personal Property	19,550,695	25.83%	10,497,098	14.69%
Total Assessed Value	<u>\$ 75,684,455</u>	<u>100.00%</u>	<u>\$ 71,470,938</u>	<u>100.00%</u>
Tax rate per \$1,000 of assessed valuation	\$ 25.07		\$ 25.07	

Green Local School District
Notes to the Basic Financial Statements
For the Fiscal Year Ended June 30, 2008

NOTE 7 - PROPERTY TAXES (Continued)

The School District receives property taxes from Scioto County. The County Auditor periodically advances to the School District its portion of the taxes collected. Second-half real property tax payments collected by the County by June 30, 2008, are available to finance fiscal year 2008 operations. The amount available to be advanced can vary based on the date the tax bills are sent.

Accrued property taxes receivable represents delinquent taxes outstanding and real property, tangible personal property, and public utility taxes that became measurable as of June 30, 2008 and for which there is an enforceable legal claim. Although total property tax collections for the next fiscal year are measurable, only the amounts available as an advance at June 30 were levied to finance current fiscal year operations. The receivable is therefore offset by a credit to deferred revenue for that portion not levied to finance current year operations. The amount available as an advance is recognized as revenue.

The amount available as an advance at June 30, 2008, was \$50,819 in the General Fund.

NOTE 8 - RECEIVABLES

Receivables at June 30, 2008, consisted of taxes and intergovernmental grants. All receivables are considered collectible in full due to the ability to foreclose for the nonpayment of taxes, the stable condition of State programs, and the current fiscal year guarantee of federal funds. A summary of the principal items of intergovernmental receivables follows:

	<u>Amount</u>
General Fund	\$ 2,921
Non-Major Special Revenue Funds:	
Public School Preschool	9,446
Title I	32,160
Title II-D	159
Class Reduction	7,643
Goals 2000	698
Vocation Enhancements	3,389
Title VI-B	<u>19,306</u>
Total Non-Major Special Revenue Funds	<u>72,801</u>
Total All Funds	<u><u>\$ 75,722</u></u>

Green Local School District
Notes to the Basic Financial Statements
For the Fiscal Year Ended June 30, 2008

NOTE 9 - CAPITAL ASSETS

Capital assets activity for the fiscal year ended June 30, 2008, was as follows:

	<u>Ending Balance</u> <u>6/30/2007</u>	<u>Additions</u>	<u>Deletions</u>	<u>Ending Balance</u> <u>6/30/2008</u>
Capital Assets, Not Being Depreciated				
Land	\$ 72,079	\$ -	\$ -	\$ 72,079
Total Capital Assets, Not Being Depreciated	72,079	-	-	72,079
Capital Assets, Being Depreciated				
Land Improvements	374,886	-	-	374,886
Buildings and Improvements	4,130,872	-	-	4,130,872
Furniture and Equipment	1,749,546	88,128	-	1,837,674
Vehicles	619,906	69,800	-	689,706
Textbooks	463,425	-	-	463,425
Total Capital Assets, Being Depreciated	7,338,635	157,928	-	7,496,563
Less Accumulated Depreciation				
Land Improvements	(212,075)	(4,339)	-	(216,414)
Buildings and Improvements	(3,173,198)	(49,042)	-	(3,222,240)
Furniture and Equipment	(1,086,941)	(13,190)	-	(1,100,131)
Vehicles	(450,088)	(5,439)	-	(455,527)
Textbooks	(417,747)	(664)	-	(418,411)
Total Accumulated Depreciation	(5,340,049)	(72,674)	-	(5,412,723)
Total Capital Assets, Being Depreciated, Net	1,998,586	85,254	-	2,083,840
Governmental Activities Capital Assets, Net	<u>\$ 2,070,665</u>	<u>\$ 85,254</u>	<u>\$ -</u>	<u>\$ 2,155,919</u>

Depreciation expense was charged to government functions as follows:

Regular Instruction	\$ 60,364
Vocational Instruction	1,290
S.S. Instructional Staff	1,076
S.S. Administration	2,090
S.S. Fiscal	20
S.S. Operation and Maintenance of Plant	409
S.S. Pupil Transportation	5,479
Operation of Non-Instructional Services	1,946
	<u>\$ 72,674</u>

Green Local School District
Notes to the Basic Financial Statements
For the Fiscal Year Ended June 30, 2008

NOTE 10 – RISK MANAGEMENT

The School District is exposed to various risks of loss related to torts; theft of, damage to and destruction of assets; errors and omissions; injuries to employees; and natural disasters. During fiscal year 2008, the School District contracted with Selective Insurance Company of South Carolina for property and fleet insurance, liability insurance, and inland marine coverage. Coverages provided by Selective Insurance Company of South Carolina are as follows:

Building and Contents-replacement cost (\$2,500 deductible)	\$17,885,340
Inland Marine Coverage (\$1,000 deductible)	17,885,340
Boiler and Machinery (\$1,000 deductible)	17,885,340
Automobile Liability (\$1,000 deductible)	1,000,000
Uninsured Motorists (\$1,000 deductible)	1,000,000
Umbrella	1,000,000
General Liability	
Per occurrence	1,000,000
Total per year	3,000,000

Settled claims have not exceeded this commercial coverage in any of the past three years. There has been no significant change in coverage from last year.

The School District is a member of the Scioto County Regional Council of Governments, a public entity shared risk pool (Note 16), consisting of school districts within the County offering medical and dental insurance to their employees. Monthly premiums are paid to the South Central Ohio Educational Service Center as fiscal agent, who in turns pays the claims on the School District's behalf. The Council is responsible for the management and operations of the program. Upon termination from the Council, for any reason, the Council shall have no obligation under the plan beyond paying the difference between the claims incurred (even though later filed) and expenses of the Plan due up to the date of termination plus extended benefits, if any, provided under the Plan. Such claims and expenses shall be paid from the funds of the Council.

Workers Compensation coverage is provided by the State of Ohio and is based on a rate per \$100 of salaries. The rate is calculated based on accident history and administrative costs.

NOTE 11 - DEFINED BENEFIT PENSION PLANS

A. School Employees Retirement System

The School District contributes to the School Employees Retirement System of Ohio (SERS), a cost-sharing multiple employer defined benefit pension plan. SERS provides retirement and disability benefits, annual cost-of-living adjustments, and death benefits to plan members and beneficiaries. Authority to establish and amend benefits is provided by State statute per Chapter 3309 of the Ohio Revised Code. SERS issues a publicly available, stand-alone financial report that includes financial statements and required supplementary information. That report may be obtained by writing to the School Employees Retirement System, 300 East Broad Street, Suite 100, Columbus, Ohio 43215-3746 or by calling toll-free (800) 878-5853. It is also posted on SERS' website, www.ohsers.org, under Forms and Publications.

Plan members are required to contribute 10 percent of their annual covered salary and the School District is required to contribute at an actuarially determined rate. The current rate is 14 percent of annual covered payroll. For fiscal years 2008, 2007, and 2006, 9.82%, 10.68%, and 10.58%, respectively were the portions allocated to fund pension obligations.

The contribution requirements of plan members and employers are established and may be amended, up to a statutory maximum amount, by the SERS' Retirement Board. The School District's required contributions for pension obligations to SERS for the fiscal years ended June 30, 2008, 2007, and 2006 were \$103,411, \$105,119, and \$93,533, respectively. 25% has been contributed for fiscal year 2008 and 100% for the fiscal years 2007 and 2006. \$77,215 represents the unpaid contribution for fiscal year 2008.

Green Local School District
Notes to the Basic Financial Statements
For the Fiscal Year Ended June 30, 2008

NOTE 11 - DEFINED BENEFIT PENSION PLANS (continued)

B. State Teachers Retirement System

The School District contributed to the State Teachers Retirement System of Ohio (STRS Ohio), a cost-sharing multiple employer defined benefit pension plan. STRS Ohio is a statewide retirement plan for licensed teachers and other faculty members employed in the public schools of Ohio or any school, college, university, institution or other agency controlled, managed and supported in whole or in part, by the state or any political subdivision thereof. STRS Ohio provides retirement and disability benefits, annual cost-of-living adjustments, and death and survivor benefits to plan members and beneficiaries. Benefits are established by Chapter 3307 of the Ohio Revised Code. STRS Ohio issues a publicly available, stand-alone financial report that includes financial statements and required supplementary information. That report may be obtained by writing to the State Teachers Retirement System, 275 East Broad Street, Columbus, Ohio 43215-3371, by calling toll-free (888) 227-7877, or by visiting the STRS Ohio website, www.strsoh.org.

Plan Options – New members have a choice of three retirement plan options. In addition to the Defined Benefit (DB) Plan, new members are offered a Defined Contribution (DC) Plan and a Combined Plan. The DC Plan allows members to allocate all their member contributions and employer contributions equal to 10.5% of earned compensation. The Combined Plan offers features of the DC Plan and the DB Plan. In the Combined Plan, member contributions are allocated to investment choices by the member, and employer contributions are used to fund a defined benefit payment at a reduced level from the regular DB Plan. Contributions into the DC Plan and the Combined Plan are credited to member accounts as employers submit their payroll information to STRS Ohio, generally on a biweekly basis. DC and Combined Plan members will transfer to the Defined Benefit Plan during their fifth year of membership unless they permanently select the DC or Combined Plan.

DB Plan Benefits – Plan benefits are established under Chapter 3307 of the Revised Code. Any member may retire who has (i) five years of service credit and attained age 60; (ii) 25 years of service credit and attained age 55; or (iii) 30 years of service credit regardless of age. The annual retirement allowance, payable for life, is the greater of the “formula benefit” or the “money-purchase benefit” calculation. Under the “formula benefit,” the retirement allowance is based on years of credited service and final average salary, which is the average of the member’s three highest salary years. The annual allowance is calculated by using a base percentage of 2.2% multiplied by the total number of years of service credit (including Ohio-valued purchased credit) times the final average salary. The 31st year of earned Ohio service credit is calculated at 2.5%. An additional one-tenth of a percent is added to the calculation of every year of earned Ohio service over 31 years (2.6% for 32 years, 2.7% for 33 years and so on) until 100% of final average salary is reached. For members with 35 or more years of Ohio contributing service, the first 30 years will be calculated at 2.5% instead of 2.2%. Under the “money-purchase benefit” calculation, a member’s lifetime contributions plus interest at specified rates are matched by an equal amount from other STRS Ohio funds. This total is then divided by an actuarially determined annuity factor to determine the maximum annual retirement allowance.

DC Plan Benefits – Benefits are established under Sections 3307.80 to 3307.89 of the Revised Code. For members who select the DC Plan, all member contributions and employer contributions at a rate of 10.5% are placed in an investment account. The member determines how to allocate the member and employer money among various investment choices. A member is eligible to receive a retirement benefit at age 50 and termination of employment. The member may elect to receive a lifetime monthly annuity or a lump-sum withdrawal. Employer contributions into members’ accounts are vested after the first anniversary of the first day of paid service. Members in the DC Plan who become disabled are entitled only to their account balance. If a member dies before retirement benefits begin, the member’s designated beneficiary is entitled to receive the member’s account balance.

Combined Plan Benefits – Member contributions are allocated by the member, and employer contributions are used to fund a defined benefit payment. A member’s defined benefit is determined by multiplying 1% of the member’s final average salary by the member’s years of service credit. The defined benefit portion of the Combined Plan payment is payable to a member on or after age 60. The defined contribution portion of the account may be taken as a lump sum or converted to a lifetime monthly annuity at age 50.

Green Local School District
Notes to the Basic Financial Statements
For the Fiscal Year Ended June 30, 2008

NOTE 11 - DEFINED BENEFIT PENSION PLANS (continued)

B. State Teachers Retirement System (continued)

A retiree of STRS Ohio or another Ohio public retirement system is eligible for reemployment as a teacher following the elapse of two months from the date of retirement. Contributions are made by the reemployed member and employer during the reemployment. Upon termination of reemployment or age 65, whichever comes later, the retiree is eligible for a money-purchase benefit or a lump-sum payment in addition to the original retirement allowance. Effective April 11, 2005, a reemployed retiree may alternatively receive a refund of only member contributions with interest before age 65, once employment is terminated.

Benefits are increased annually by 3% of the original base amount for Defined Benefit Plan participants.

The Defined Benefit and Combined Plans offer access to health care coverage to eligible retirees who participated in the plans and their eligible dependents. Coverage under the current program includes hospitalization, physicians' fees, prescription drugs and partial reimbursement of monthly Medicare Part B premiums. By Ohio law, health care benefits are not guaranteed.

A Defined Benefit or Combined Plan member with five or more years' credited service who becomes disabled may qualify for a disability benefit. Eligible spouses and dependents of these active members who die before retirement may qualify for survivor benefits. A death benefit of \$1,000 is payable to the beneficiary of each deceased retired member who participated in the Defined Benefit Plan. Death benefit coverage up to \$2,000 can be purchased by participants in the DB, DC or Combined Plans. Various other benefits are available to members' beneficiaries.

Plan members were required to contribute 10 percent of their annual covered salaries. The School District was required to contribute 14 percent. For fiscal year 2008, 13% was the portion allocated to fund pension obligations. Contribution rates are established by STRS, upon recommendations of its consulting actuary, not to exceed statutory maximum rates of 10 percent for members and 14 percent for employers. The School District's required contributions for pension obligations to STRS for the fiscal years ended June 30, 2008, 2007, and 2006 were \$352,635, \$348,464 and \$361,262 respectively; 83% has been contributed for fiscal year 2008 and 100% for fiscal years 2007 and 2006. \$58,858 represents the unpaid contribution for fiscal year 2008 and is recorded as a liability within the respective funds.

C. Social Security System

Effective July 1, 1991, all employees not otherwise covered by the School Employees Retirement System or the State Teachers Retirement System have an option to choose Social Security or the School Employees Retirement System/State Teachers Retirement System. As of June 30, 2008, none of the members of the Board of Education had elected Social Security. The Board's liability is 6.2 percent of wages paid.

NOTE 12 - POSTEMPLOYMENT BENEFITS

State Teachers Retirement System

STRS Ohio administers a pension plan that is comprised of: a defined benefit plan; a self-directed defined contribution plan; and a combined plan, which is a hybrid of the defined benefit and defined contribution plan.

Ohio law authorizes STRS to offer a cost-sharing, multiple-employer health care plan. STRS provides access to health care coverage to eligible retirees who participated in the defined benefit or combined plans. Coverage under the current program includes hospitalization, physicians' fees, prescription drugs and reimbursement of monthly Medicare Part B premiums. Pursuant to Section 3307 of the Ohio Revised Code, the Retirement Board has discretionary authority over how much, if any, of the associated health care costs will be absorbed by STRS. All benefit recipients, for the most recent year, pay a portion of the health care costs in the form of a monthly premium.

Under Ohio law, funding for post-employment health care may be deducted from employer contributions. The 14 percent employer contribution rate is the maximum rate established under Ohio law. Of the 14 percent employer contribution rate, 1 percent of covered payroll was allocated to post-employment health care for the fiscal years 2008, 2007 and 2006. For the School District, these amounts equaled \$27,268, \$27,524 and \$28,314 for fiscal years 2008, 2007 and 2006, respectively.

Green Local School District
Notes to the Basic Financial Statements
For the Fiscal Year Ended June 30, 2008

NOTE 12 - POSTEMPLOYMENT BENEFITS (continued)

School Employees Retirement System

Postemployment Benefits

In addition to a cost-sharing multiple-employer defined benefit pension plan, the School Employees Retirement System of Ohio (SERS) administers two postemployment benefit plans.

Medicare Part B Plan

The Medicare B plan reimburses Medicare Part B premiums paid by eligible retirees and beneficiaries as set forth in Ohio Revised Code 3309.69. Qualified benefit recipients who pay Medicare Part B premiums may apply for and receive a monthly reimbursement from SERS. The reimbursement amount is limited by statute to the lesser of the January 1, 1999 Medicare Part B premium or the current premium. The Medicare Part B premium for calendar year 2008 was \$96.40; SERS' reimbursement to retirees was \$45.50.

The Retirement Board, acting with the advice of the actuary, allocates a portion of the current employer contribution rate to the Medicare B Fund. For fiscal years 2008, 2007 and 2006, the actuarially required allocations were 0.66 percent, 0.68 and 0.98 percent, respectively. For the School District, contributions for the years ended June 30, 2008, 2007 and 2006, were \$6,541, \$5,106 and \$5,211 respectively, which equaled the required contributions for these years.

Health Care Plan

Ohio Revised Code 3309.375 and 3309.69 permit SERS to offer health care benefits to eligible retirees and beneficiaries. SERS' Retirement Board reserves the right to change or discontinue any health plan or program. SERS offers several types of health plans from various vendors, including HMO's, PPO's, and traditional indemnity plans. A prescription drug program is also available to those who elect health coverage. SERS employs two third-party administrators and a pharmacy benefit manager to manage the self-insurance and prescription drug plans, respectively.

The Ohio Revised Code provides the statutory authority to fund SERS' post-employment benefits through employer contributions. Active members do not make contributions to the post-employment benefit plans.

The Health Care Fund was established under, and is administered in accordance with, Internal Revenue Code 401(h). Each year after the allocation for statutorily required benefits, the Retirement Board allocates the remainder of the employer 14 percent contribution to the Health Care Fund. At June 30, 2008, 2007 and 2006, the health care allocations were 4.18 percent, 3.32 percent and 3.42 percent, respectively. The actuarially required contribution (ARC), as of the December 31, 2006 annual valuation (the latest available), was 11.50 percent of covered payroll. The ARC represents a level of funding that, if paid on an ongoing basis, is projected to cover normal cost each year and amortize any unfunded actuarial liabilities of the plan over a period not to exceed thirty years. For the School District, the amount contributed to fund health care benefits, including the surcharge, during the 2008, 2007 and 2006 fiscal years equaled \$52,827, \$43,859 and \$180,599, respectively.

An additional health care surcharge on employers is collected for employees earning less than an actuarially determined minimum compensation amount, pro-rated according to service credit earned. Statutes provide that no employer shall pay a health care surcharge greater than 2 percent of that employer's SERS-covered payroll; nor may SERS collect in aggregate more than 1.5 percent of the total statewide SERS-covered payroll for the health care surcharge. For fiscal year 2008, the minimum compensation level was established at \$35,800.

The SERS Retirement Board establishes the rules for the premiums paid by the retirees for health care coverage for themselves and their dependents or for their surviving beneficiaries. Premiums vary depending upon the plan selected, qualified years of service, Medicare eligibility, and retirement status.

Green Local School District
Notes to the Basic Financial Statements
For the Fiscal Year Ended June 30, 2008

NOTE 12 - POSTEMPLOYMENT BENEFITS (continued)

The financial reports of SERS' Health Care and Medicare B plans are included in its *Comprehensive Annual Financial Report*. The report can be obtained by contacting SERS, 300 East Broad Street, Suite 100, Columbus, Ohio 43215-3746 or by calling toll free (800) 878-5853. It is also posted on SERS website at www.ohsers.org under *Forms and Publications*.

NOTE 13 - EMPLOYEE BENEFITS

A. Compensated Absences

The criteria for determining vacation and sick leave components are derived from negotiated agreements and State laws. Classified employees earn ten to twenty days of vacation per fiscal year, depending upon length of service. Accumulated, unused vacation time is paid to classified employees and administrators upon termination of employment. Teachers do not earn vacation time. Teachers, administrators, and classified employees earn sick leave at the rate of one and one-fourth days per month. Sick leave may be accumulated up to a maximum of 205 days for classified personnel and 218 days for certified personnel. Upon retirement, payment is made for one-fourth of accrued, but unused sick leave credit to a maximum of 51.25 days for classified and 54.5 days for certified personnel.

B. Insurance Benefits

The School District provides life insurance and accidental death and dismemberment insurance to most employees through Core Source, Inc.

C. Deferred Compensation

School District employees may participate in the Ohio Public Employees Deferred Compensation Plan. This plan was created in accordance with Internal Revenue Code Section 457. Participation is on a voluntary payroll deduction basis. The plan permits deferral of compensation until future years. According to the plan, the deferred compensation is not available until termination, retirement, death or an unforeseeable emergency.

Green Local School District
Notes to the Basic Financial Statements
For the Fiscal Year Ended June 30, 2008

NOTE 14 - LONG-TERM LIABILITIES

The changes in the School Districts long-term liabilities during fiscal year 2008 were as follows:

	Principal Outstanding 06/30/07	Additions	Deductions	Principal Outstanding 06/30/08	Due in One Year
Capital Leases	21,407	-	21,407	-	-
Compensated Absences	329,027	373,667	329,027	373,667	16,560
Total Long-Term Obligations	<u>\$ 350,434</u>	<u>\$ 373,667</u>	<u>\$ 350,434</u>	<u>\$ 373,667</u>	<u>\$ 16,560</u>

Compensated absences will be paid from the fund from which the employees' salaries are paid, with the most significant fund being the General Fund. The capital lease was paid from the General Fund.

The School District's overall legal debt margin was \$6,432,384 with an unvoted debt margin of \$71,471 at June 30, 2008.

Capital Lease Obligations

On April 21, 2006, the School District entered into a lease purchase agreement with the U.S. Bancorp Business Equipment Finance Group for a telephone system. The amount of the agreement is \$40,519 with an annual interest rate of 11.5%. Quarterly payments of \$5,742 continued for 8 quarters. The final payment was made April 21, 2008.

The lease met all the criteria of a capital lease as defined by Statement of Financial Accounting Standards No. 13 "Accounting for Leases," which defines a capital lease generally as one which transfers benefits and risks of ownership to the lessee. The Capital lease payments for the lease related to the General Fund have been classified as debt service in the General Fund in the fund financial statements. These expenditures are reflected as program/function expenditures on a budgetary basis.

For the leased assets related to the Governmental Funds, capital assets acquired by the lease have been capitalized in the Government-Wide Financial Statements in an amount equal to the present value of the future minimum lease payments at the time of acquisition. A corresponding liability was recorded in the Government-Wide Financial Statements. The School District paid off all capital leases during fiscal year 2008.

Green Local School District
Notes to the Basic Financial Statements
For the Fiscal Year Ended June 30, 2008

NOTE 15 - JOINTLY GOVERNED ORGANIZATIONS

South Central Ohio Computer Association - The School District is a participant in the South Central Ohio Computer Association (SCOCA) which is a computer consortium. SCOCA is an association of public school districts within the boundaries of Adams, Brown, Highland, Lawrence, Pike, Ross, Vinton, and Scioto Counties. The organization was formed for the purpose of applying modern technology with the aid of computers and other electronic equipment to administrative and instructional functions among member school districts. The governing board of SCOCA consists of two representatives from each of the eight participating counties, two representatives of the school treasurers plus the fiscal agent. The School District paid SCOCA \$28,530 for services during this fiscal year. Financial information can be obtained from the fiscal agent, the Pike County Joint Vocational School District, Tonya Cooper, who serves as Treasurer, at P.O. Box 577, 175 Beaver Creek Road, Piketon, Ohio 45661.

Scioto County Joint Vocational School - The Scioto County Joint Vocational School is a distinct political subdivision of the State of Ohio operated under the direction of a Board consisting of five representatives from the City and County Boards within Scioto County, each of which possesses its own budgeting and taxing authority. To obtain financial information write to the Scioto County Joint Vocational School, Brett Butler, who serves as Treasurer, at 951 Vern Riffe Drive, Lucasville, Ohio 45648.

Coalition of Rural and Appalachian Schools - The Coalition of Rural and Appalachian Schools is a jointly governed organization of over one hundred school districts in southeastern Ohio. The Coalition is operated by a board which is composed of fourteen members. The board members are composed of one superintendent from each county elected by the school districts within that county. The Council provides various services for school district administrative personnel; gathers data regarding conditions of education in the region; cooperates with other professional groups to assess and develop programs designed to meet the needs of member districts; and provides staff development programs for school district personnel. The Council is not dependent upon the continued participation of the School District and the School District does not maintain an equity interest in or a financial responsibility for the Council. The School District paid \$330 to the Coalition for services provided during the year.

NOTE 16 - PUBLIC ENTITY SHARED RISK POOL

Scioto County Regional Council of Governments - The School District is a member of the Scioto County Regional Council of Governments, a public entity shared risk pool. Several Scioto County school districts have entered into an agreement with the South Central Ohio Educational Service Center to form the Scioto County Regional Council of Governments. The overall objectives of the council are to formulate and administer a program of health insurance for the benefit of the council members' employees and their dependents, to obtain lower costs for health coverage, and to secure cost control by implementing a program of comprehensive loss control. The Council's business and affairs are managed by a Board of Directors, consisting of the superintendents from each of the participating school districts.

The School District pays premiums based on what the Council estimates will cover the costs of all claims for which the Council is obligated. If the School District's claims exceed its premiums, there is no individual supplemental assessment; on the other hand, if the School District's claims are low, it will not receive a refund. The Council views its activities in the aggregate, rather than on an individual entity basis. To obtain financial information, write to the fiscal agent, South Central Ohio Educational Service Center at Fourth and Court Streets, Portsmouth, Ohio 45662.

Green Local School District
Notes to the Basic Financial Statements
For the Fiscal Year Ended June 30, 2008

NOTE 17 - SET-ASIDE CALCULATIONS AND FUND RESERVES

The School District is required by State statute to annually set aside in the general fund an amount based on a statutory formula for the purchase of textbooks and other instructional materials and an equal amount for the acquisition or construction of capital improvements. Amounts not spent by year-end or offset by similarly restricted resources received during the year must be held in restricted cash at year-end and carried forward to be used for the same purposes in future years.

The following information describes the change in the year-end set-aside amounts for textbooks and capital acquisition. Disclosure of this information is required by State statute.

	Textbooks	Capital Acquisition
Set-aside Reserve Balance as of June 30, 2007	\$ 179,027	\$ 128,875
Current Year Set-aside Requirement	100,583	100,583
Qualifying Disbursements	(153,684)	(66,774)
Set-aside Balance Carried Forward to Future Fiscal Years	\$ 125,926	\$ 162,684

The School District did not have offset and qualifying disbursements during the year to reduce the set-aside amounts below zero in the Textbooks and Capital Acquisition Reserves.

NOTE 18 - CONTINGENCIES

A. Grants

The School District received financial assistance from federal and state agencies in the form of grants. The expenditure of funds received under these programs generally requires compliance with terms and conditions specified in the grant agreements and are subject to audit by the grantor agencies. Any disallowed claims resulting from such audits could become a liability of the General Fund or other applicable funds. However, in the opinion of management, any such disallowed claims will not have a material adverse effect on the overall financial position of the School District at June 30, 2008.

B. Litigation

The School District is not party to any legal proceedings.

Green Local School District
Notes to the Basic Financial Statements
For the Fiscal Year Ended June 30, 2008

NOTE 19 – INTERFUND ACTIVITY

Interfund Transfers

Transfers made during the year ended June 30, 2008, were as follows:

Fund	Transfer From	Transfer To
<i>Major Fund</i>		
General	\$ 60,000	\$ -
 <i>Non-Major Funds</i>		
Food Service	-	40,000
Termination Benefits	-	20,000
Total Non-Major Funds	-	60,000
 Total	\$ 60,000	\$ 60,000

Transfers are made to move unrestricted balances to support programs and projects accounted for in other funds.

Green Local School District
Scioto County

Schedule of Federal Awards Receipts and Expenditures
For the Year Ended June 30, 2008

Federal Grantor/ Pass Through Grantor/ Program Title	Pass Through Entity Number	Federal CFDA Number	Receipts	Non-Cash Receipts	Disbursements	Non-Cash Disbursements
United States Department of Agriculture						
<i>Passed through Ohio Department of Education</i>						
<i>Nutrition Cluster:</i>						
National School Breakfast Program	05PU	10.553	46,420	-	46,420	-
National School Lunch Program	LLP4	10.555	106,421	-	106,421	-
Total Nutrition Cluster			152,841	-	152,841	-
Food Distribution Program	NA	10.550	-	26,418	-	26,418
Total United States Department of Agriculture			152,841	26,418	152,841	26,418
United States Department of Education						
<i>Passed through Ohio Department of Education</i>						
Title I	C1S1	84.010	193,062	-	199,160	-
IDEA-B	6BSF	84.027	182,522	-	182,694	-
Drug Free Education	DRS1	84.186	4,085	-	4,085	-
Innovative Education Program Strategy	C2S1	84.298	1,023	-	988	-
Technology II-D	TJS1	84.318	2,739	-	2,795	-
Teacher Quality Grant	TRS1	84.367	55,043	-	64,109	-
Total United States Department of Education			438,474	-	453,831	-
Total Federal Financial Assistance			\$ 591,315	\$ 26,418	\$ 606,672	\$ 26,418

N/A=Not Available

See Notes to the Schedule of Federal Awards Receipts and Expenditures.

**GREEN LOCAL SCHOOL DISTRICT
SCIOTO COUNTY**

**NOTES TO THE SCHEDULE OF FEDERAL AWARDS RECEIPTS AND EXPENDITURES
FOR THE FISCAL YEAR ENDED JUNE 30, 2008**

NOTE A – SIGNIFICANT ACCOUNTING POLICIES

The accompanying Schedule of Federal Awards Receipts and Expenditures (the Schedule) is a summary of the activity of the District's federal award programs. The Schedule has been prepared on the cash basis of accounting.

NOTE B – CHILD NUTRITION CLUSTER

Program regulations do not require the District to maintain separate inventory records for purchased food and food received from the U.S. Department of Agriculture. This non-monetary assistance (expenditures) is reported in the Schedule at the fair market value of the commodities received.

Cash receipts from the U.S. Department of Agriculture are commingled with State grants. It is assumed federal monies are expended first.

BALESTRA, HARR & SCHERER, CPAs, INC.
528 South West Street, P.O. Box 687
Piketon, Ohio 45661

Telephone (740) 289-4131

Fax (740) 289-3639

www.bhscpas.com

Member American Institute of Certified Public Accountants

Ohio Society of Certified Public Accountants

**REPORT ON INTERNAL CONTROL OVER FINANCIAL REPORTING AND ON COMPLIANCE AND
OTHER MATTERS BASED ON AN AUDIT OF FINANCIAL STATEMENTS PERFORMED IN
ACCORDANCE WITH *GOVERNMENT AUDITING STANDARDS***

Members of the Board
Green Local School District
4070 Gallia Pike
Franklin Furnace, OH 45629

We have audited the accompanying financial statements of the governmental activities, each major fund, and the aggregate remaining fund information of the Green Local School District (the School District) as of and for the year ended June 30, 2008, and have issued our report thereon dated February 27, 2009 in which we indicate that the District implemented GASB Statements No. 50 and No. 45. We conducted our audit in accordance with auditing standards generally accepted in the United States of America and the standards applicable to financial audits contained in the Comptroller General of the United States' *Governmental Auditing Standards*.

Internal Control Over Financial Reporting

In planning and performing our audit, we considered the School District's internal control over financial reporting as a basis for designing our audit procedures for the purpose of expressing our opinions on the financial statements, but not to opine on the effectiveness of the School District's internal control over financial reporting. Accordingly, we have not opined on the effectiveness of the School District's internal control over financial reporting.

A control deficiency exists when the design or operation of a control does not allow management or employees, in the normal course of performing their assigned functions, to prevent or detect misstatements on a timely basis. A significant deficiency is a control deficiency, or combination of control deficiencies, that adversely affects the School District's ability to initiate, authorize, record, process, or report financial data reliably in accordance with its applicable accounting basis, such that there is more than a remote likelihood that the School District's internal control will not prevent or detect a more-than-inconsequential financial statement misstatement.

A material weakness is a significant deficiency, or combination of significant deficiencies resulting in more than a remote likelihood that the School District's internal control will not prevent or detect a material financial misstatement.

Our consideration of internal control over financial reporting was for the limited purpose described in the first paragraph of this section and would not necessarily identify all deficiencies in internal control that might be significant deficiencies or material weakness. We did not identify any deficiencies in internal control over financial reporting that we consider to be material weakness, as defined above.

Members of the Board

Green Local School District


REPORT ON INTERNAL CONTROL OVER FINANCIAL REPORTING AND ON COMPLIANCE AND OTHER MATTERS BASED ON AN AUDIT OF FINANCIAL STATEMENTS PERFORMED IN ACCORDANCE WITH *GOVERNMENT AUDITING STANDARDS*

Page 2

Compliance and Other Matters

As part of obtaining reasonably assuring whether the School District's financial statements are free of material misstatement, we tested its compliance with certain provisions of laws, regulations, contracts and grant agreements, noncompliance with which could directly and materially affect the determination of financial statement amounts. However, providing an opinion on compliance with those provisions was not an objective of our audit and accordingly, we do not express such an opinion. The results of our tests disclosed no instances of noncompliance or other matters that are required to be reported under *Government Auditing Standards*.

This report is intended solely for the information and use of the management, members of the Board, and federal awarding agencies and pass-through entities and is not intended to be and should not be used by anyone other than these specified parties.



Balestra, Harr & Scherer, CPAs, Inc.

February 27, 2009

BALESTRA, HARR & SCHERER, CPAs, INC.

528 South West Street, P.O. Box 687

Piketon, Ohio 45661

Telephone (740) 289-4131

Fax (740) 289-3639

www.bhscpas.com

Member American Institute of Certified Public Accountants

Ohio Society of Certified Public Accountants

REPORT ON COMPLIANCE WITH REQUIREMENTS APPLICABLE TO EACH MAJOR PROGRAM AND ON INTERNAL CONTROL OVER COMPLIANCE IN ACCORDANCE WITH OMB CIRCULAR A-133

Board of Education
Green Local School District
4070 Gallia Pike
Franklin Furnace, OH 45629

Compliance

We have audited the compliance of Green Local School District, Scioto County, Ohio (the School District) with the types of compliance requirements described in the U.S. Office of Management and Budget (OMB) *Circular A-133 Compliance Supplement* that are applicable to each of its major federal programs for the year ended June 30, 2008. The School District's major federal program is identified in the summary of auditor's results section of the accompanying schedule of findings and questioned costs. Compliance with the requirements of laws, regulations, contracts and grants applicable to its major federal program is the responsibility of the School District's management. Our responsibility is to express an opinion on the School District's compliance based on our audit.

We conducted our audit of compliance in accordance with auditing standards generally accepted in the United States of America; the standards applicable to financial audits contained in *Government Auditing Standards*, issued by the Comptroller General of the United States; and OMB Circular A-133, *Audits of States, Local Governments, and Non-Profit Organizations*. Those standards and OMB Circular A-133 require that we plan and perform the audit to obtain reasonable assurance about whether noncompliance with the types of compliance requirements referred to above that could have a direct and material effect on a major federal program occurred. An audit includes examining, on a test basis, evidence about the School District's compliance with those requirements and performing such other procedures as we considered necessary in the circumstances. We believe that our audit provides a reasonable basis for our opinion. Our audit does not provide a legal determination of the School District's compliance with those requirements.

In our opinion, the School District complied, in all material respects, with the requirements referred to above that are applicable to its major federal program for the year ended June 30, 2008.

Board of Education
Green School District

REPORT ON COMPLIANCE WITH REQUIREMENTS APPLICABLE TO EACH MAJOR PROGRAM AND ON
INTERNAL CONTROL OVER COMPLIANCE IN ACCORDANCE WITH OMB CIRCULAR A-133

Page 2

Internal Control Over Compliance


The management of the School District is responsible for establishing and maintaining effective internal control over compliance with requirements of laws, regulations, contracts and grants applicable to federal programs. In planning and performing our audit, we considered the School District's internal control over compliance with the requirements that could have a direct and material effect on a major federal program in order to determine our auditing procedures for the purpose of expressing our opinion on compliance, but not for the purpose of expressing an opinion on the effectiveness of internal control over compliance. Accordingly, we do not express an opinion on the effectiveness of the School District's internal control over compliance.

A control deficiency in an entity's internal control over compliance exists when the design or operation of a control does not allow management or employees, in the normal course of performing their assigned functions, to prevent or detect noncompliance with a type of compliance requirement of a federal program on a timely basis. A significant deficiency is a control deficiency, or combination of control deficiencies, that adversely affects the entity's ability to administer a federal program such that there is more than a remote likelihood that noncompliance with a type of compliance requirement of a federal program that is more than inconsequential will not be prevented or detected by the entity's internal control.

A material weakness is a significant deficiency, or combination of significant deficiencies, that results in more than a remote likelihood that material noncompliance with a type of compliance requirement of a federal program will not be prevented or detected by the School District's internal control.

Our consideration of the internal control over compliance was for the limited purpose described in the first paragraph of this section and would not necessarily identify all deficiencies in internal control that might be significant deficiencies or material weaknesses. We did not identify any deficiencies in internal control over compliance that we consider to be material weaknesses, as defined above.

This report is intended solely for the information and use of management, the Board of Education, and federal awarding agencies and pass-through entities, and is not intended to be and should not be used by anyone other than these specified parties.



Balestra, Harr & Scherer, CPAs, Inc.
February 27, 2009

**GREEN LOCAL SCHOOL DISTRICT
SCIOTO COUNTY**

*SCHEDULE OF FINDINGS AND QUESTIONED COSTS
OMB CIRCULAR A-133 SECTION .505
FOR THE FISCAL YEAR ENDED JUNE 30, 2008*

1. SUMMARY OF AUDITOR'S RESULTS

(d)(1)(i)	Type of Financial Statement Opinion	Unqualified
(d)(1)(ii)	Were there any significant internal control deficiencies reported at the financial statement level (GAGAS)?	No
(d)(1)(ii)	Were there any material weakness reported at the financial statement level (GAGAS)?	No
(d)(1)(iii)	Was there any reported noncompliance at the financial statement level (GAGAS)?	No
(d)(1)(iv)	Were there any significant internal control deficiencies reported for major federal programs?	No
(d)(1)(iv)	Were there any material weakness reported for major federal programs?	No
(d)(1)(v)	Type of Major Program 's Compliance Opinion	Unqualified
(d)(1)(vi)	Are there any reportable findings under section .510?	No
(d)(1)(vii)	Major Programs (list):	CFDA #84.010 Title I, Nutrition Cluster, CFDA #10.555, National School Lunch Program and CFDA #10.553, National School Breakfast Program
(d)(1)(viii)	Dollar Threshold: Type A\B Programs	Type A: > \$300,000 Type B: all others
(d)(1)(ix)	Low Risk Auditee?	No

**GREEN LOCAL SCHOOL DISTRICT
SCIOTO COUNTY**

*SCHEDULE OF FINDINGS AND QUESTIONED COSTS
OMB CIRCULAR A-133 SECTION .505
(CONTINUED)
FOR THE FISCAL YEAR ENDED JUNE 30, 2008*

**2. FINDINGS RELATED TO THE FINANCIAL STATEMENTS
REQUIRED TO BE REPORTED IN ACCORDANCE WITH GAGAS**

None

3. FINDINGS AND QUESTIONED COSTS FOR FEDERAL AWARDS

Finding Number	None
CFDA Title and Number	
Federal Award Number/Year	
Federal Agency	
Pass-Through Agency	

**GREEN LOCAL SCHOOL DISTRICT
SCIOTO COUNTY**

**SCHEDULE OF PRIOR AUDIT FINDINGS
FOR THE FISCAL YEAR ENDED JUNE 30, 2008**

Finding Number	Finding Summary	Fully Corrected?	Not Corrected, Partially Corrected; Significantly Different Corrective Action Taken; or Finding No Longer Valid; Explain:
2007-001	The food service supervisor was not entering the amount of cash correctly into the Point of Purchase System.	Yes	
2007-002	The District incurred a prior period adjustment due to improper classification of intergovernmental payables.	Yes	



Mary Taylor, CPA
Auditor of State

GREEN LOCAL SCHOOL DISTRICT
SCIOTO COUNTY

CLERK'S CERTIFICATION

This is a true and correct copy of the report which is required to be filed in the Office of the Auditor of State pursuant to Section 117.26, Revised Code, and which is filed in Columbus, Ohio.

Susan Babbitt

CLERK OF THE BUREAU

CERTIFIED
MAY 26, 2009