

CITY OF AMHERST

Lorain County, Ohio

Regular Audit

January 1, 2008 through December 31, 2008

Fiscal Year Audited Under GAGAS: 2008

BALESTRA, HARR & SCHERER, CPAS, INC.
528 South West Street, P.O. Box 687
Piketon, Ohio 45661

Telephone (740) 289-4131
Fax (740) 289-3639
www.bhscpas.com



Mary Taylor, CPA
Auditor of State

Mayor and Members of City Council
City of Amherst
480 Park Avenue
Amherst, Ohio 44001

We have reviewed the *Independent Auditor's Report* of the City of Amherst, Lorain County, prepared by Balestra, Harr & Scherer, CPAs, Inc., for the audit period January 1, 2008 through December 31, 2008. Based upon this review, we have accepted these reports in lieu of the audit required by Section 117.11, Revised Code. The Auditor of State did not audit the accompanying financial statements and, accordingly, we are unable to express, and do not express an opinion on them.

Our review was made in reference to the applicable sections of legislative criteria, as reflected by the Ohio Constitution, and the Revised Code, policies, procedures and guidelines of the Auditor of State, regulations and grant requirements. The City of Amherst is responsible for compliance with these laws and regulations.

Mary Taylor

Mary Taylor, CPA
Auditor of State

August 25, 2009

This Page is Intentionally Left Blank.

CITY OF AMHERST
LORAIN COUNTY, OHIO

TABLE OF CONTENTS

<u>TITLE</u>	<u>PAGE</u>
Report on Internal Control Over Financial Reporting and on Compliance And Other Matters Based on an Audit of Financial Statements Performed In Accordance With <i>Government Auditing Standards</i>	1-2

This Page is Intentionally Left Blank.

BALESTRA, HARR & SCHERER CPAs, INC.

528 South West Street, P.O. Box 687
Piketon, Ohio 45661

Telephone (740) 289-4131
Fax (740) 289-3639
www.bhscpas.com

Member American Institute of Certified Public Accountants

Ohio Society of Certified Public Accountants

Report on Internal Control Over Financial Reporting and on Compliance and Other Matters Based On an Audit of Financial Statements Performed in Accordance With *Government Auditing Standards*

City of Amherst
Lorain County
480 Park Avenue
Amherst, Ohio 44001

We have audited the financial statements of the governmental activities, the business-type activities, each major fund, and the aggregate remaining fund information of City of Amherst (the City), Lorain County, as of and for the year ended December 31, 2008, which collectively comprise the City's basic financial statements, and have issued our report thereon dated June 26, 2009, wherein we noted the City implemented GASB statements No. 45 and 50. We conducted our audit in accordance with auditing standards generally accepted in the United States of America and the standards applicable to financial audits contained in *Government Auditing Standards*, issued by the Comptroller General of the United States.

Internal Control Over Financial Reporting

In planning and performing our audit, we considered the City's internal control over financial reporting as a basis for designing our auditing procedures for the purpose of expressing our opinion on the financial statements, but not for the purpose of expressing an opinion on the effectiveness of the City's internal control over financial reporting. Accordingly, we do not express an opinion on the effectiveness of the City's internal control over financial reporting.

A control deficiency exists when the design or operation of a control does not allow management or employees, in the normal course of performing their assigned functions, to prevent or detect misstatements on a timely basis. A significant deficiency is a control deficiency, or combination of control deficiencies, that adversely affects the City's ability to initiate, authorize, record, process, or report financial data reliably in accordance with generally accepted accounting principles such that there is more than a remote likelihood that a misstatement of the City's financial statements that is more than inconsequential will not be prevented or detected by the entity's internal control.

A material weakness is a significant deficiency, or combination of significant deficiencies, that results in more than a remote likelihood that a material misstatement of the financial statements will not be presented or detected by the City's internal control.

Our consideration of internal control over financial reporting was for the limited purpose described in the first paragraph of this section and would not necessarily identify all deficiencies in internal control that might be significant deficiencies or material weaknesses. We did not identify any deficiencies in internal control over financial reporting that we consider to be material weaknesses, as defined above.

City of Amherst
Lorain County

Report on Internal Control Over Financial Reporting and on Compliance and Other Matters Based on an Audit of Financial Statements Performed in Accordance With *Government Auditing Standards*
Page 2

Compliance and Other Matters

As part of obtaining reasonable assurance about whether the City's basic financial statements are free of material misstatement, we performed tests of its compliance with certain provisions of laws, regulations, contracts, and grant agreements, noncompliance with which could have a direct and material effect on the determination of financial statement amounts. However, providing an opinion on compliance with those provisions was not an objective of our audit, and accordingly, we do not express such an opinion. The results of our tests disclosed no instances of noncompliance or other matters that are required to be reported under *Government Auditing Standards*.

We noted certain noncompliance or other matters that we reported to the Government's management in a separate letter dated June 26, 2009.

This report is intended solely for the information and use of the management and members of City Council and is not intended to be and should not be used by anyone other than these specified parties.



Balestra, Harr & Scherer, CPAs, Inc.

June 26, 2009

Comprehensive Annual Financial Report



**City of
Amherst, Ohio**

**For the Year Ended
December 31, 2008**

City of Amherst, Ohio
Comprehensive Annual Financial Report
For the Year Ended December 31, 2008

Prepared by:
David Kukucka, City Auditor

Introductory Section

This Page is Intentionally Left Blank.

City of Amherst, Ohio

Comprehensive Annual Financial Report For the Year Ended December 31, 2008

Table of Contents	Page
I. Introductory Section	
Title Page	i
Table of Contents.....	ii
Letter of Transmittal	vi
GFOA Certificate of Achievement.....	xiv
Organizational Chart.....	xv
List of Principal Officials.....	xvi
II. Financial Section	
Independent Auditor’s Report.....	1
Management’s Discussion and Analysis	3
Basic Financial Statements:	
Government-Wide Financial Statements:	
Statement of Net Assets	15
Statement of Activities.....	16
Fund Financial Statements:	
Balance Sheet – Governmental Funds.....	18
Reconciliation of Total Governmental Fund Balances to Net Assets of Governmental Activities.....	19
Statement of Revenues, Expenditures, and Changes in Fund Balances – Governmental Funds	20
Reconciliation of the Statement of Revenues, Expenditures and Changes in Fund Balances of Governmental Funds to the Statement of Activities	21
Statement of Revenues, Expenditures and Changes in Fund Balance – Budget (Non-GAAP Budgetary Basis) and Actual:	
General Fund	22
Street Maintenance Repair Fund	23
Statement of Fund Net Assets – Proprietary Funds	24
Statement of Revenues, Expenses and Changes in Fund Net Assets – Proprietary Funds.....	25
Statement of Cash Flows – Proprietary Funds	26
Statement of Fiduciary Net Assets – Fiduciary Funds.....	28
Statement of Changes in Fiduciary Net Assets – Fiduciary Fund.....	29
Notes to the Basic Financial Statements	31

City of Amherst, Ohio

Comprehensive Annual Financial Report For the Year Ended December 31, 2008

Table of Contents	Page
II. Financial Section (Continued)	
Combining Statements and Individual Fund Schedules:	
Combining Statements: Nonmajor Governmental Funds:	
Fund Descriptions.....	61
Combining Balance Sheet – Nonmajor Governmental Funds.....	64
Combining Statement of Revenues, Expenditures and Changes in Fund Balances – Nonmajor Governmental Funds.....	65
Combining Balance Sheet – Nonmajor Special Revenue Funds.....	66
Combining Statement of Revenues, Expenditures and Changes in Fund Balances – Nonmajor Special Revenue Funds.....	70
Combining Balance Sheet – Nonmajor Capital Projects Funds.....	74
Combining Statement of Revenues, Expenditures and Changes in Fund Balances – Nonmajor Capital Projects Funds.....	76
Combining Statements – Fiduciary Funds:	
Fund Descriptions.....	78
Combining Statement of Assets and Liabilities Agency Funds.....	79
Combining Statement of Changes in Assets and Liabilities Agency Funds.....	80
Individual Fund Schedules of Revenues, Expenditures/Expenses and Changes in Fund Balances/Equity – Budget (Non-GAAP Basis) and Actual:	
Major Funds:	
General Fund.....	82
Street Improvement Income Tax Fund.....	87
Street Maintenance Repair Fund.....	88
Water Fund.....	89
Sewer Fund.....	90
Electric Fund.....	91
Nonmajor Funds:	
State Highway Fund.....	92
Street Maintenance and Repair Permissive Fund.....	93
Park and Pool Fund.....	94
Office on Aging Fund.....	95
Planning Commission Fund.....	96
Park Trust Fund.....	97
Cable Television Fund.....	98
Assistance to Firefighter Fund.....	99
EMS Training Fund.....	100
Sobriety Checkpoint Fund.....	101

City of Amherst, Ohio

Comprehensive Annual Financial Report For the Year Ended December 31, 2008

Table of Contents	Page
II. Financial Section (Continued)	
Law Enforcement Fund	102
Drug Law Enforcement Fund.....	103
DUI Enforcement Fund	104
DARE Grant Fund.....	105
Bullet Proof Vest Fund	106
Local Law Enforcement Fund.....	107
Traffic Safety Grant Fund.....	108
Disabled Parking Fund	109
Recycling Fund	110
CDBG Downtown Fund	111
Housing Program Fund.....	112
General Obligation Bond Retirement Fund.....	113
Fire Apparatus Levy Fund	114
CDBG Improvements Fund	115
Permanent Improvement Fund	116
Issue II Improvement Fund.....	117
City Hall Auditorium Fund.....	118
Health Insurance Fund.....	119
Cemetery Trust Fund.....	120
III. Statistical Section	
Net Assets by Component – Last Seven Years	124
Changes in Net Assets – Last Seven Years.....	125
Fund Balances, Governmental Funds – Last Ten Years	127
Changes in Fund Balances, Governmental Funds – Last Ten Years.....	128
Enterprise Funds Summary Data – Last Ten Years.....	130
Assessed Valuation and Estimated Actual Values of Taxable Property – Last Ten Years	132
Property Tax Rates – Last Ten Years	134
Property Tax Levies and Collections – Last Ten Years.....	135
Principal Property Taxpayers.....	136
Income Tax Revenue Base and Collections – Last Ten Years	137
Ratio of Outstanding Debt to Total Personal Income and Debt Per Capita – Last Ten Years.....	138
Ratio of General Obligation Bonded Debt to Assessed Value and Bonded Debt Per Capita – Last Ten Years	139
Computation of Direct and Overlapping Governmental Activities Debt	140

City of Amherst, Ohio

Comprehensive Annual Financial Report For the Year Ended December 31, 2008

Table of Contents	Page
III. Statistical Section (Continued)	
Legal Debt Margin – Last Ten Years	142
Principal Employers - Current Year and Nine Years Ago	144
Demographic and Economic Statistics – Last Ten Years.....	145
Full-Time Equivalent City Government Employees by Function/Program – Last Seven Years.....	146
Operating Indicators by Function/Program – Last Seven Years.....	147
Capital Assets Statistics by Function/Program – Last Three Years	149



City Of Amherst

David C. Kukucka, Auditor

Auditor's Office
480 Park Avenue
Amherst, Ohio 44001
Phone: 440-988-3742
Fax: 440-984-2808

June 26, 2009

Honorable Mayor
Members of City Council and
Citizens of Amherst, Ohio

We are pleased to submit to you the City of Amherst's seventh Comprehensive Annual Financial Report (CAFR) using the reporting model required by Governmental Accounting Standards Board Statement Number 34 for the year ended December 31, 2008.

Responsibility for both the accuracy of the data, and the completeness and fairness of the presentation, including all disclosures, rests with the City. We believe the data as presented is accurate in all material respects, that it is presented in a manner designed to present fairly the financial position and results of operations of the City as measured by financial activity of its various funds, and that all disclosures necessary to enable the reader to gain the maximum understanding to the City's financial activity have been included.

This transmittal letter should be read in conjunction with Management's Discussion and Analysis, which provides a narrative introduction, overview, and analysis of the basic financial statements.

The Reporting Entity

The City has reviewed its reporting entity definition in order to ensure conformance with the Governmental Accounting Standards Board Statement No. 14 "The Financial Reporting Entity". In evaluating how to define the City of Amherst for financial reporting purposes, management has considered all agencies, departments and organizations making up the City (the primary government) and its potential component units.

Numerous entities operate within the City's geographical boundaries. These entities have been excluded from the accompanying financial statements because the City cannot legally access their resources, the City has no obligation to finance deficits or provide financial support to them and the City is not obligated for their debts.

THE CITY

General Introduction

The City is located in Lorain County in northeastern Ohio, approximately 28 miles west of Cleveland. The Village of Amherst was founded in 1811, and was incorporated in 1962.

In the 2000 Census classifications, the City was in the Cleveland-Lorain-Elyria Primary Metropolitan Statistical Area (PMSA), comprised of the six counties of Ashtabula, Cuyahoga, Geauga, Lake, Lorain and Medina. It was also in the Cleveland-Akron Consolidated Metropolitan Statistical Area (CMSA). Effective in 2003, the PMSA was redefined to exclude Ashtabula County and was re-classified as the Cleveland-Elyria-Mentor Metropolitan Statistical Area (MSA). The CMSA was re-classified as the Cleveland-Akron-Elyria Combined Statistical Area (CSA). Only limited statistics are now available for the new MSA and CSA.

The City's 2000 population of 11,797 placed it as the fifth largest city in the County. The City's area is approximately 5.26 square miles, broken down by land use as follows:

Percent of Assessed Valuation of Real Property (Collection Year 2008)	
Residential	83.62%
Commercial/Industrial	15.85
Public Utility	0.53
Undeveloped	(a)

(a) Included in above categories.

Source: County Auditor.

The City is served by diversified transportation facilities, including three State and U.S. highways and I-90 and I-80 (the Ohio Turnpike). Public mass transit for the area is provided by the Lorain County Transit System.

The City features a good mix of high-tech business, a quaint downtown, an excellent school system, and a safe place to learn and live. The City is served by three medical centers: Community Health Partners, 3.5 miles north of the City, which also has the Community Cancer Center, five miles east of the City; Allen Medical Center, 7.5 miles south of the City; and EMH Regional Health Center, approximately 15 miles from the City. Also located in the City is Amherst Hospital, specializing in orthopedics and specialty care. All are served by the MetroHealth Medical Center Life Flight helicopter and Life Care ambulance service.

The City owns and operates four parks including the 72-acre Amherst Beaver Creek Reservation, in conjunction with the Lorain County Metropolitan Park District. The City also operates one public swimming pool and various soccer fields and Vietnam Veteran Memorial throughout the City.

Banking and financial services are provided to the City residents and businesses by offices of local commercial banks and savings and loan associations such as Fifth Third, Lorain National, U.S. Bank, J.P. Morgan Chase and First Federal Savings of Lorain.

The City is within commuting distance of several public and private two-year and four-year colleges and universities which provide a wide range of educational facilities and opportunities. These include Kent State University, the University of Akron, Cleveland State University and Bowling Green State University (Firelands campus) (four of Ohio's 13 state universities), Lorain County Community College (which includes the University Partnership Program), Cuyahoga Community College, Ashland University, Oberlin College, Baldwin-Wallace College, John Carroll University and Case Western Reserve University. The Lorain Business College also is located in the County.

City Government

The City operates under and is governed by mayor-council format in accordance with general laws. Under the Ohio Constitution the City may exercise all powers of local self-government, and police powers to the extent not in conflict with applicable general laws.

Legislative authority is vested in a seven-member Council. The Council fixes compensation of City officials and employees, and enacts ordinances and resolutions relating to the City services, tax levies, appropriating and borrowing money, licensing and regulating businesses and trades, and other municipal purposes. The presiding officer is the president of council, who is elected for a two-year term and votes only in case of a tie.

The City's chief executive and administrative officer is the Mayor, who is elected by the voters specifically to that office for a four-year term.

The Mayor appoints the directors of City departments. The Mayor also appoints members to a number of boards and commissions, and appoints and removes, in accordance with civil service requirements, all appointed officers and employees, except Council officers and employees and those of the City Auditor, the City Treasurer and the Director of Law.

The Mayor may veto any legislation passed by the Council. A veto may be overridden by a two-thirds vote of all members of the Council.

All elected officials serve part-time, except the Mayor.

City Facilities

The City's facilities estimated replacement value is \$38,882,830.

City property is exempt from ad valorem taxation. The estimated values are based on current insurance replacement values.

The City currently carries real property and contents casualty insurance in the amount of \$38,882,830, with a deductible of \$5,000.

Economic and Demographic Information

Population

Recent Census population has been:

<u>Year</u>	<u>City</u>	<u>County</u>	<u>CMSA</u>	<u>PMSA(a)</u>
1970	9,902	256,843	3,098,513	2,418,809
1980	10,638	274,909	2,938,277	2,277,949
1990	10,332	271,126	2,859,644	2,202,069
2000	11,797	284,664	2,945,831	2,250,871

(a) The new MSA was redefined, effective 2003, to exclude Ashtabula County.

Utilities; Public Safety and Services

Water service within the City is provided by the City water system and is purchased by the City and distributed by the City to consumers. Sewage collection and disposal is provided by the City. Electricity is purchased and distributed by the City (with approximately 2% of customer are supplied by Ohio Edison), and natural gas is supplied by Columbia Gas of Ohio, Inc. Fire protection is provided by the City's 33-member Volunteer Fire Department. Solid waste collection is by subscription and is provided by AWS. The City is not involved, although it does contract annually with AWS through the County to provide a Blue Bag recycling program. Solid waste is sent to a Lorain County landfill owned by AWS.

The City owns and operates a sanitary sewer system consisting of a wastewater treatment plant, 69 miles of sanitary sewers and six pump stations, and serving approximately 4,860 residential and commercial users living both within and outside the City. The treatment plant was built in 1927, expanded in 1956, 1970 and 1986, and upgraded in 1990, 1994, and 2005. The City is currently in compliance with State environmental laws. The City has a National Pollutant Discharge Elimination System Permit. With the expanded plant the quantity of sewage permitted to be treated was increased.

The City's electric distribution system consists of two substations, 51 miles of overhead lines and approximately 17 miles of underground lines, and serves approximately 5,736 residential and commercial users within and outside the City. The City began to operate an electric utility during the 1920s. During the 1940s, it constructed an electric generating plant and began providing electric service to residential and commercial customers from its generating facilities and electricity purchased from commercial sources. In the early 1950s, the City retired its generating plant but continued distributing electric power purchased from other sources. The electric system was renovated in 1972 and 1980. In 1988, the entire system was upgraded with a new substation on the City's west side and in 1999, the City rebuilt the Gordon Avenue substation. In 1992, the City entered into a contract with American Municipal Power – Ohio, Inc. (AMP-Ohio) under which AMP-Ohio agreed to supply 100% of the electricity required by the City. In 2000, the Northeast Service Group entered into a joint venture (JV1) agreement to purchase peak generation. In 2007, the City entered into an agreement with AMP-Ohio to purchase capacity from AMP-Ohio proposed ownership interest in Prairie State Energy Campus and AMP-Ohio Hydroelectric Projects.

The City owns and operates a water distribution system with over 70 miles of water lines. The City purchases water from the Cities of Elyria and Lorain and distributes it to approximately 5,905 residential and commercial users within and outside the City. The system was built in 1911, renovated in 1964, 1968 and 1990 and most recently expanded in 1996. The initial terms of the contract with Elyria expire on December 31, 2025, with a right to continue in five year increments until either party wishes to terminate giving a two year notice. The City's contract with Lorain expires on December 31, 2015.

Economic Activity

The City is primarily a residential community. However, offices of the Nordson Corporation, an industrial application equipment manufacturer founded by City native Walter G. Nord, are located in the City. Nordson offices located in the City include, among others, divisions of their customer service center, automotive, container systems, electronics and coating business groups. Nordson has offices worldwide and is one of the world's leaders in the production of precision dispensing equipment that applies adhesives, sealants and coatings to consumer and industrial products during manufacturing operations.

The Nord Family Foundation, one of the successors to the charitable trust originally established by Walter G. Nord in 1952, is also located in the City. The Foundation has contributed over \$69 million to charitable and philanthropic purposes predominantly in northern Ohio.

Amherst Hospital is under the umbrella of The EMH Regional Medical Center and now has an emergency room capacity of nine patients.

In 1999, the City annexed 57 acres of land southeast of the City. In 2000 Council voted to maintain the zoning on this land as light industrial use so that the tax base of the City might be expanded and diversified. Work has begun on an industrial park at the location. Penton Honda, a motorcycle sales and repair facility, has opened operations on the site. The City continues to discuss the possibility of annexing more property in the same southeastern area.

Seven new housing developments have been built in the City in the past five years. Phase I of the North Pointe housing community includes homes starting in the \$300,000 range and Phase II includes homes from the \$210,000 range.

The Ohio Turnpike (I-80) exit at Route 58 in Amherst Township was completed in the fall of 2004. The City anticipates that increased access to the City from the Turnpike could spur commercial growth in the area.

In 2000, the City received a \$400,000 Community Development Block Grant (CDBG) for revitalization of the downtown area. The CDBG Revitalization Project has been very successful and a second grant in the amount of \$400,000 was approved for Fiscal Years 2004 and 2005. Half of this grant came to the City for downtown infrastructure improvements such as installing underground utilities. Money was included in the grant for administrative expenses and downtown business owners will apply for the remaining money to upgrade their buildings. The City recently received a third Grant in the amount of \$400,000 for fiscal years 2006 & 2007.

The Amherst Historical Society has played a large role in promoting the history of the City, maintaining historic sites throughout the City, and bringing tourism to the City. The Society continues to develop its six-acre Sandstone Museum Center promoting the area's unique heritage of sandstone quarrying. In 2002, the Nord Family Foundation moved its headquarters to a building at this site after completing a \$1 million renovation. The Society has received voluntary assistance from Cleveland Quarries, Inc., which has the exclusive trademark on Berea Sandstone and operates both in the City and surrounding areas, to build a "Historic Quarry Initiative" which will include a replica of an 1880s era "working" sandstone quarry.

Several vacancies in the City have recently been filled. Cloverdale Foods, a food processing company, recently completed a \$325,000 renovation of the old Hills building. Cloverdale moved both its headquarters and a manufacturing facility to the City in 2004. On the Edge, a motorcycle sales and repair facility, moved into the old Penton Honda location. The Blue Sky Restaurant completed a major renovation of a Dunkin Donuts location. Kentucky Fried Chicken built a \$450,000 new restaurant in the area. In addition to these commercial enterprises, the City has two new medical offices open in the area.

In addition, several projects in the City were completed over the past several years. A new banking facility for First Federal Savings of Lorain was completed in May 2006. A new restaurant (Moosehead Bar & Grille) was completed in December 2005 on Route 58. A Toyota dealership opened in June 2006, a Target Store opened in October 2007 off Route 2, and Enger Tire Center opened in July 2008.

FINANCIAL MATTERS

Introduction

The City's Fiscal Year corresponds with the calendar year.

The main sources of City revenue have been and are property and income taxes, and State distributions, as described below.

The responsibilities for the major financial functions of the City are divided among the Mayor, City Auditor (the Fiscal Officer), City Treasurer, and the Council. Other important financial functions include general financial recommendations and planning by the Mayor; budget preparation by the Mayor with the assistance of the City Auditor; and express approval of appropriations by the Council.

The City Auditor is the City's fiscal and chief accounting officer. Among that officer's duties are to keep the books and accurate statements of all moneys received and expended and of all taxes and assessments; at the end of each Fiscal Year, or more often if requested by the Council, to examine all accounts of City officers and departments; and not to allow the amount set aside for any appropriation to be overdrawn, or the amount appropriated for any one item of expense to be drawn upon for any other purpose, or a voucher to be paid unless sufficient funds are in the City treasury to the credit of the fund on which the voucher is drawn.

The City Treasurer is responsible for receiving, maintaining custody of investing, and disbursing all City funds. Investments and deposits of City funds are governed by the Uniform Depository Law (Chapter 135 of the Revised Code) applicable to all subdivisions. The City Treasurer is responsible for those investments and deposits. Under recent and current practices, and the City's adopted investment policy, in addition to deposits evidenced by interest bearing certificates of deposit, investments are made in the State Treasurer's subdivision investment pool (STAR Ohio).

For property taxation purposes, assessment of real property is by the County Auditor subject to supervision by the State Tax Commissioner, and assessment of public utility and tangible personal property is by the State Tax Commissioner. Property taxes and assessments are billed and collected by County officials.

Budgeting, Tax Levy and Appropriations Procedures

Detailed provisions for budgeting, tax levies and appropriations are made in the Revised Code, including a requirement that the City levy a property tax in a sufficient amount, with any other moneys available for the purpose, to pay the debt charges on securities payable from property taxes.

The law requires generally that a subdivision prepare, and then adopt after a public hearing, a tax budget approximately six months before the start of the next fiscal year. The tax budget then is presented for review by the county budget commission, which is comprised of the county auditor, treasurer and prosecuting attorney. However, a county budget commission may waive the requirement for a tax budget and require alternative form of more limited information required by the commission to perform its duties. The Lorain County Budget Commission has not yet waived the requirement or permitted an alternative form of a tax budget from the City.

The Lorain County Budget Commission then determines and approves levies for debt charges outside and inside the ten-mill limitation. The Revised Code provides that “if any debt charge is omitted from the budget, the commission shall include it therein.” The Lorain County Budget Commission then certifies to each subdivision its action on the tax budget together with the estimate by the county auditor of the tax rates outside and inside the ten-mill limitation. Thereafter, and before the end of the then Fiscal Year, the taxing authority (the Council in the case of the City) approves the tax levies and certifies them to the county auditor. The approved and certified tax rates are then reflected in the tax bills sent to property owners. Real property taxes are payable in two equal installments, the first usually in February and the second in July.

The Council adopts a temporary appropriation measure and then, by April 1, a permanent appropriation measure for that Fiscal Year. Although called “permanent,” the annual appropriation measure may be, and often is, amended during the Fiscal Year. Annual appropriations may not exceed the Lorain County Budget Commission’s official estimates of resources, and the County Auditor must certify that the City’s appropriation measures do not appropriate moneys in excess of the amounts set forth in those estimates.

Financial Reports and Audits

The City maintains its accounts, appropriations and other fiscal records in accordance with the procedures established and prescribed by the Ohio Auditor of State (the State Auditor). The State Auditor is charged by law with the responsibility of inspecting and supervising the accounts and records of each taxing subdivision and most public agencies and institutions.

City receipts and expenditures are compiled on a cash basis, pursuant to accounting procedures prescribed by the State Auditor which are generally applicable to all Ohio political subdivisions. Beginning with Fiscal Year 1999, the records of these cash receipts and expenditures have been converted annually for reporting purposes to a modified accrual basis of accounting for governmental funds and an accrual basis for proprietary funds. These accounting procedures conform to generally accepted accounting principles as prescribed by the Governmental Accounting Standards Board (GASB) including, most recently, GASB Statement 34. Those principles, among other things, provide for a full accrual basis of accounting for the government-wide financial statements, modified accrual basis of accounting for the general fund, all special revenue funds, capital projects funds, and the debt service (bond retirement) fund and for a full accrual basis of accounting for all other funds, and for the preparation for each fund of balance sheets, statements of revenues and expenditures, and statements showing changes in fund balances.

The City has issued a Comprehensive Annual Financial Report (CAFR), including General Purpose Financial Statements for each of the Fiscal Years 1999 through 2001 and Basic Financial Statements each of the Fiscal Years 2002 through 2007. The CAFRs through Fiscal Year 2007 were awarded the Government Finance Officers Association's Certificate of Achievement for Excellence in Financial Reporting, which is awarded to those governmental reporting agencies that comply with the GFOA reporting standards. The City has submitted its 2008 CAFR to GFOA for consideration.

Audits are made by the State Auditor, or by CPAs at the direction of that officer, pursuant to Ohio law and under certain federal program requirements. No other independent examination or audit of the City's financial records is made.

The most recent audit (including compliance audit) of the City's accounts by Balestra, Harr & Scherer, an independent accounting firm, was completed through Fiscal Year 2007. The Basic Financial Statements of the City for Fiscal Year 2008, have been audited by Balestra, Harr & Scherer, independent auditors, as stated in their report appearing in these statements.

Annual financial reports are prepared by the City, and filed as required by law with the State Auditor after the close of each Fiscal Year.

Internal Control

The management of the City is responsible for establishing and maintaining internal control designed to ensure that the assets of the City are protected from loss, theft or misuse and to ensure that adequate accounting data are compiled to allow for the preparation of financial statements in conformity with generally accepted accounting principles. Internal control is designed to provide reasonable, but not absolute, assurance that these objectives are met. The concept of reasonable assurance recognizes that: (1) the cost of a control should not exceed the benefits likely to be derived; and (2) the valuation of costs and benefits require estimates and judgments by management.

As a recipient of federal and state financial assistance, the City also is responsible for ensuring that adequate internal controls are in place to ensure compliance with applicable laws and regulations related to those programs. These internal controls are subject to periodic evaluation by management.

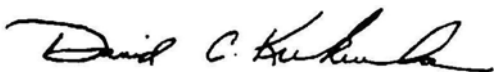
Acknowledgements

The preparation of the comprehensive annual financial report on a timely basis was made possible by the dedicated service of the entire staff of the Auditor's Department. I would like to express my appreciation to all staff members who have contributed or assisted in its preparation.

Special appreciation is expressed to the Balestra, Harr & Scherer Consulting for assistance in planning, designing and reviewing this financial report.

In closing, I would also like to thank the Mayor and the members of Amherst, City Council, for without your continued support, the preparation of this report to help ensure the continued financial integrity of the City, would not have been possible.

Respectfully submitted,



David C. Kukucka
Amherst City Auditor

Certificate of Achievement for Excellence in Financial Reporting

Presented to

City of Amherst
Ohio

For its Comprehensive Annual
Financial Report
for the Fiscal Year Ended
December 31, 2007

A Certificate of Achievement for Excellence in Financial Reporting is presented by the Government Finance Officers Association of the United States and Canada to government units and public employee retirement systems whose comprehensive annual financial reports (CAFRs) achieve the highest standards in government accounting and financial reporting.



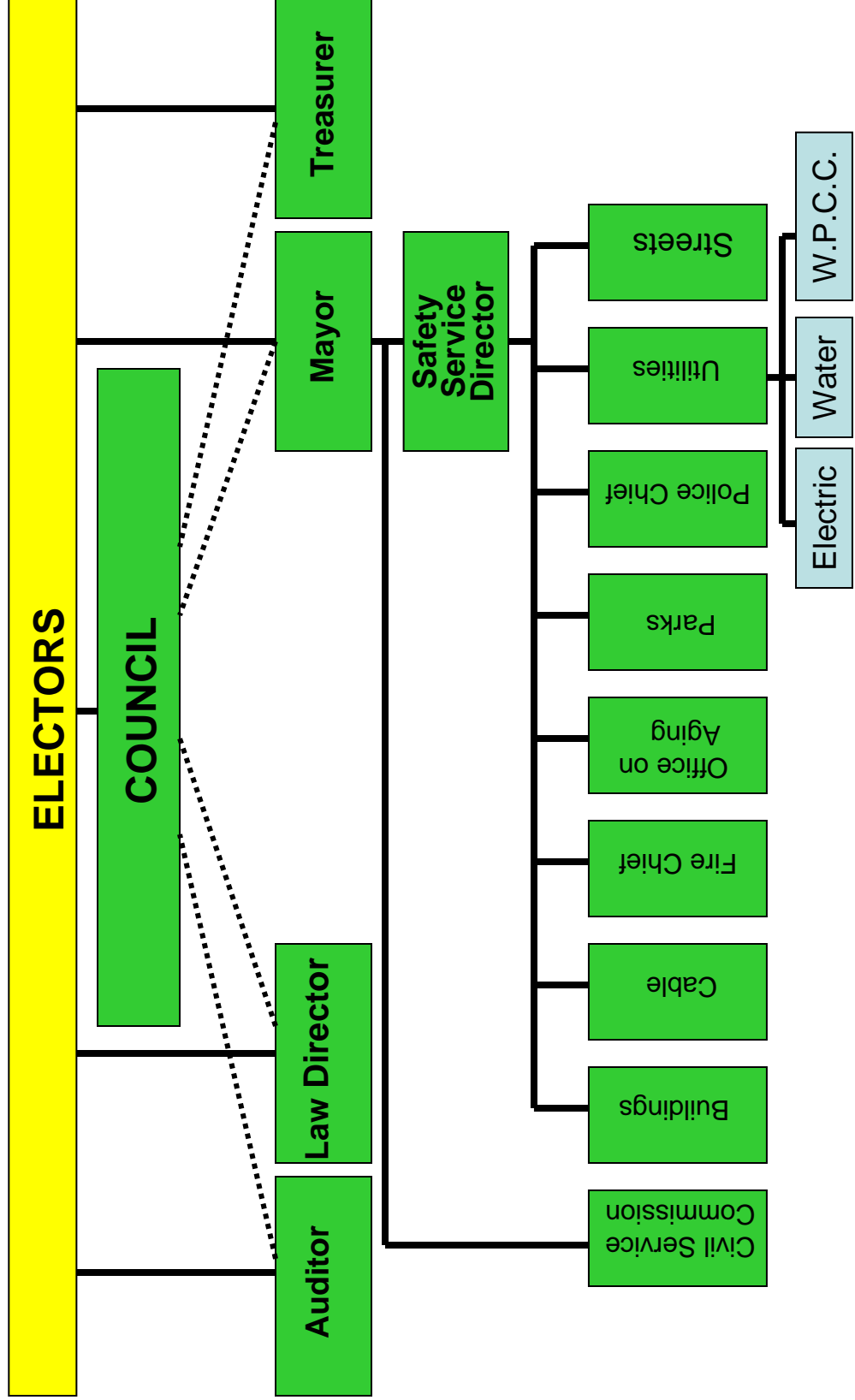
President

Executive Director

Management Structure

City of Amherst

Departmental Organizational Chart



City of Amherst, Ohio

Principal Officials

Elected Officials

Mayor.....	David G. Taylor
President of Council.....	John S. Dietrich
Council Member Ward 1.....	Jason Sobiski
Council Member Ward 2.....	Glenn E. Loughrie
Council Member Ward 3.....	Joseph R. Gambish
Council Member Ward 4.....	Jennifer L. Scott-Wasilk
Council Member – At large.....	Nicholas Brusky
Council Member – At large.....	Terrence A. Traste
Council Member – At large.....	Peter William VanderWyden
Auditor.....	David Kukucka
Director of Law.....	Anthony R. Pecora
Treasurer.....	Kathleen Litkovitz

Appointed Officials

Council Clerk.....	Olga Sivinski
Secretary to the Mayor and Safety/Service Director.....	Jami L. Anderson
Assistant Law Director.....	Margaret O’Byron/Frank S Carlson
Civil Assistant to Law.....	Abraham Lieberman
Safety/Service Director.....	Dennis R. Clotz
Deputy Auditor.....	Richard Pless
Budgetary Clerk.....	Keri Celik
Income Tax Secretary.....	Laura Kemp
Treasurer’s Administrative Assistant.....	Karen Flynn
Acting Chief Building Inspector.....	John Calvey
Building Inspector.....	Ron Konowal
Utilities Superintendent.....	Ron Merthe
Amherst Area Office on Aging Director.....	Nina Lorandaeu
Police Chief.....	Lonnie D. Dillon
Fire Chief.....	Wayne Northeim
Park Commission Chairman.....	Gordon Brown

Financial Section

BALESTRA, HARR & SCHERER CPAs, INC.

528 South West Street, P.O. Box 687
Piketon, Ohio 45661

Telephone (740) 289-4131
Fax (740) 289-3639
www.bhscpas.com

Member American Institute of Certified Public Accountants

Ohio Society of Certified Public Accountants

INDEPENDENT AUDITOR'S REPORT

City of Amherst
Lorain County
480 Park Avenue
Amherst, Ohio 44001

We have audited the accompanying financial statements of the governmental activities, the business-type activities, each major fund, and the aggregate remaining fund information of the City of Amherst, Ohio, (the "City"), as of and for the year ended December 31, 2008, which collectively comprise the City's basic financial statements as listed in the table of contents. These financial statements are the responsibility of the City's management. Our responsibility is to express opinions on these financial statements based on our audit.

We conducted our audit in accordance with auditing standards generally accepted in the United States of America and the standards applicable to financial audits contained in *Government Auditing Standards*, issued by the Comptroller General of the United States. Those standards require that we plan and perform the audit to obtain reasonable assurance about whether the financial statements are free of material misstatement. An audit includes examining, on a test basis, evidence supporting the amounts and disclosures in the financial statements. An audit also includes assessing the accounting principles used and the significant estimates made by management, as well as evaluating the overall financial statement presentation. We believe that our audit provides a reasonable basis for our opinions.


In our opinion, the financial statements referred to above present fairly, in all material respects, the respective financial position of the governmental activities, the business-type activities, each major fund, and the aggregate remaining fund information of the City of Amherst, Ohio, as of December 31, 2008, and the respective changes in financial position and cash flows, where applicable, thereof and the respective budgetary comparison for the General Fund and the Street Maintenance and Repair Fund for the year then ended in conformity with accounting principles generally accepted in the United States of America.

In accordance with *Government Auditing Standards*, we have also issued our report dated June 26, 2009, on our consideration of the City's internal control over financial reporting and on our tests of its compliance with certain provisions of laws, regulations, contracts, grant agreements and other matters. The purpose of that report is to describe the scope of our testing of internal control over financial reporting and compliance and the results of that testing, and not to provide an opinion on the internal control over financial reporting or on compliance. That report is an integral part of an audit performed in accordance with *Government Auditing Standards* and should be considered in assessing the results of our audit.

The Management's Discussion and Analysis on pages 3 through 12 is not a required part of the basic financial statements, but is supplementary information required by accounting principles generally accepted in the United States of America. We have applied certain limited procedures, which consisted principally of inquiries of management regarding the methods of measurement and presentation of the required supplementary information. However, we did not audit the information and express no opinion on it.

Our audit was conducted for the purpose of forming opinions on the financial statements that collectively comprise the City of Amherst's basic financial statements. The introductory section, combining and individual nonmajor fund financial schedules and statements, and statistical tables are presented for purposes of additional analysis and are not a required part of the basic financial statements. The combining and individual nonmajor fund financial schedules and statements have been subjected to the auditing procedures applied in the audit of the basic financial statements and, in our opinion, are fairly stated in all material respects in relation to the basic financial statements taken as a whole. The introductory section and statistical tables have not been subjected to the auditing procedures applied in the audit of the basic financial statements and, accordingly, we express no opinion on them.

As described in Note 18 to the basic financial statements, the County implemented Governmental Accounting Standards Board (GASB) Statement No. 45, *Accounting and Financial Reporting by Employers for Postemployment Benefits Other Than Pensions*, and GASB Statement No. 50, *Pension Disclosures – an amendment of GASB Statements No. 25 and No.27*.



Balestra, Harr & Scherer CPAs, Inc.

June 26, 2009

City of Amherst, Ohio

Management's Discussion and Analysis (Unaudited)

For the Year Ended December 31, 2008

The discussion and analysis of the City of Amherst's (the City) financial performance provides an overall review of the City's financial activities for the year ended December 31, 2008. The intent of this discussion and analysis is to look at the City's financial performance as a whole; readers should also review the transmittal letter and the basic financial statements to enhance their understanding of the City's financial performance.

Financial Highlights

Key financial highlights for 2008 are:

- Total assets increased by \$52,728, or a .07 percent increase over 2007.
- Total net assets increased by \$1,015,535, or a 2 percent increase over 2007.
- Total net capital assets decreased by \$619,755, or a 1 percent decrease from 2007.
- Total outstanding long-term liabilities decreased by \$1,033,501. This was a 6 percent decrease from 2007 due primarily to the payment of principal during 2008 which was partially offset by one debt issuance.
- City income tax revenue for governmental activities increased \$187,084, or a 4 percent increase over 2007.

Using this Comprehensive Annual Financial Report (CAFR)

The major portion of this annual report consists of a series of financial statements and explanatory notes. The *Statement of Net Assets* and *Statement of Activities* provide information about the activities of the whole City, presenting both an aggregate view of the City's finances and a longer-term view of those assets. Fund financial statements provide the next level of detail. For governmental activities, these statements demonstrate how these services were financed in the short-term as well as what dollars remains for future spending. Individual fund financial statements also report the City's operations in more detail than the government-wide statements.

Reporting the City as a Whole

Statement of Net Assets and the Statement of Activities

While this document contains information about the funds used by the City to provide services to our citizens, the view of the City as a whole looks at all financial transactions and ask the question, "How did the City do financially during 2008?" The *Statement of Net Assets* and the *Statement of Activities* answer this question. These statements include all assets and liabilities using the accrual basis of accounting similar to the accounting used by the private sector. This basis of accounting takes into account all of the current year's revenues and expenses regardless of when the cash is received or paid.

These two statements report the City's net assets and the changes in those assets. The changes in net assets are important because it tells the reader whether, for the City as a whole, the financial position of the City has improved or diminished. However, in evaluating the overall position of the City, non-financial information such as changes in the City's tax base and the condition of City capital assets will also need to be evaluated.

City of Amherst, Ohio

Management's Discussion and Analysis (Unaudited)

For the Year Ended December 31, 2008

The *Statement of Net Assets* and the *Statement of Activities* are divided into the following categories:

- Assets
- Liabilities
- Net Assets (Assets minus Liabilities)
- Program Revenues and Expenses
- General Revenues
- Net Assets Beginning of Year and End of Year

Reporting the City's Most Significant Funds

Fund Financial Statements

The presentation of the City's major funds begins on page 18. Fund financial reports provide detailed information about the City's major funds based on restrictions on the use of monies. The City has established many funds, which account for the multitude of services, facilities and infrastructure provided to our residents. However, these fund financial statements focus on the City's most significant funds. In the case of the City of Amherst, the major funds are the General, Street Maintenance Repair, Street Improvement Income Tax, Water, Sewer, and Electric Funds.

Governmental Funds

Most of the City's activities are reported in the governmental funds, which focus on how money flows into and out of those funds and the balances left at year-end available for spending in future periods. Governmental funds are reported using an accounting method called modified accrual accounting, which measures cash and all other financial assets that are expected to be readily converted to cash. The governmental fund statements provide a detailed short-term view of the City's general operations and the basic services it provides. Government fund information helps you determine whether there are more or fewer financial resources that can be spent in the near future on services provided to our residents. The relationship (or differences) between governmental activities (reported in the *Statement of Net Assets* and the *Statement of Activities*) and governmental funds is reconciled in the financial statements.

Proprietary Funds

Proprietary funds (the Water, Sewer and Electric Funds) have historically operated as enterprise funds using the same basis of accounting as business-type activities, therefore, these statements will essentially match the information provided in statements for the City as a whole.

City of Amherst, Ohio

Management's Discussion and Analysis (Unaudited)

For the Year Ended December 31, 2008

The City as a Whole

The *Statement of Net Assets* looks at the City as a whole. Table 1 provides a summary of the City's net assets for 2008 compared to 2007.

Table 1
Net Assets

	Governmental Activities		Business Type Activities		Total	
	2008	2007 *	2008	2007	2008	2007 *
Current and other assets	\$ 14,162,646	\$ 13,673,580	\$ 13,004,815	\$ 12,821,398	\$ 27,167,461	\$ 26,494,978
Capital assets, net	23,272,153	23,432,857	23,185,133	23,644,184	46,457,286	47,077,041
Total assets	37,434,799	37,106,437	36,189,948	36,465,582	73,624,747	73,572,019
Current and other liabilities	2,165,696	2,066,622	718,187	746,567	2,883,883	2,813,189
Long-term liabilities:						
Due within one year	304,271	316,088	747,677	756,786	1,051,948	1,072,874
Due in more than one year	3,804,574	3,915,121	11,443,955	12,345,983	15,248,529	16,261,104
Total liabilities	6,274,541	6,297,831	12,909,819	13,849,336	19,184,360	20,147,167
Invested in capital assets net of related debt	19,354,437	19,251,994	12,167,851	11,872,604	31,522,288	31,124,598
Restricted for:						
Capital projects	5,203,532	4,494,099	-	-	5,203,532	4,494,099
Debt service	421,947	471,690	-	-	421,947	471,690
Other purposes	1,536,088	1,434,301	-	-	1,536,088	1,434,301
Unrestricted	4,644,254	5,156,522	11,112,278	10,743,642	15,756,532	15,900,164
Total net assets	\$ 31,160,258	\$ 30,808,606	\$ 23,280,129	\$ 22,616,246	\$ 54,440,387	\$ 53,424,852

* As restated – See Note 18

Total assets increased by \$52,728 from 2008 to 2007.

Total liabilities decreased by \$962,807, primarily due to the affect of long term debt payments during the year which was partially offset by one new debt issuance.

City of Amherst, Ohio

Management's Discussion and Analysis (Unaudited)

For the Year Ended December 31, 2008

Table 2 shows the changes in net assets for 2008 compared with 2007.

Table 2
Changes in Net Assets

	Governmental Activities		Business-Type Activities		Total	
	2008	2007*	2008	2007	2008	2007*
Revenues						
Program Revenues:						
Charges for services	\$ 503,488	\$ 662,223	\$ 12,595,774	\$ 12,761,985	\$ 13,099,262	\$ 13,424,208
Operating grants and contributions	1,043,625	1,032,236	-	-	1,043,625	1,032,236
Capital grants and contributions	165,430	485,007	-	-	165,430	485,007
Total program revenues	<u>1,712,543</u>	<u>2,179,466</u>	<u>12,595,774</u>	<u>12,761,985</u>	<u>14,308,317</u>	<u>14,941,451</u>
General revenues:						
Property taxes	1,486,485	1,495,621	-	-	1,486,485	1,495,621
Municipal income taxes	4,384,049	4,196,965	-	-	4,384,049	4,196,965
Grants and entitlements	677,972	557,878	-	-	677,972	557,878
Investment earnings	473,110	1,177,999	-	-	473,110	1,177,999
Miscellaneous income	157,201	201,572	631,347	423,485	788,548	625,057
Unrestricted contributions	7,740	31,967	-	-	7,740	31,967
Total general revenues	<u>7,186,557</u>	<u>7,662,002</u>	<u>631,347</u>	<u>423,485</u>	<u>7,817,904</u>	<u>8,085,487</u>
Total revenues	<u>8,899,100</u>	<u>9,841,468</u>	<u>13,227,121</u>	<u>13,185,470</u>	<u>22,126,221</u>	<u>23,026,938</u>
Program Expenses:						
General government	1,515,582	1,378,161	-	-	1,515,582	1,378,161
Security of persons and property	3,823,222	3,927,587	-	-	3,823,222	3,927,587
Public health and welfare	207,226	176,382	-	-	207,226	176,382
Transportation	2,540,437	2,206,794	-	-	2,540,437	2,206,794
Community development	105,000	297,871	-	-	105,000	297,871
Leisure time activities	207,024	209,609	-	-	207,024	209,609
Interest and fiscal charges	148,957	205,519	-	-	148,957	205,519
Water	-	-	1,939,971	1,795,754	1,939,971	1,795,754
Sewer	-	-	2,441,503	2,047,447	2,441,503	2,047,447
Electric	-	-	8,181,764	8,075,124	8,181,764	8,075,124
Total program expenses	<u>8,547,448</u>	<u>8,401,923</u>	<u>12,563,238</u>	<u>11,918,325</u>	<u>21,110,686</u>	<u>20,320,248</u>
Change in net assets	351,652	1,439,545	663,883	1,267,145	1,015,535	2,706,690
Net Assets, Beginning of Year	30,808,606	29,369,061	22,616,246	21,349,101	53,424,852	50,718,162
Net Assets, End of Year	<u>\$31,160,258</u>	<u>\$30,808,606</u>	<u>\$23,280,129</u>	<u>\$22,616,246</u>	<u>\$54,440,387</u>	<u>\$53,424,852</u>

* As restated – See Note 18

City of Amherst, Ohio

Management's Discussion and Analysis (Unaudited)

For the Year Ended December 31, 2008

Governmental Activities

Several revenue sources fund the City's governmental activities. These sources are grouped as either program or general revenues. City income tax contributes the largest share of resources for the governmental activities; constituting close to forty-five percent of the total revenues. City Ordinance 67-50 passed on 9-25-67 established Amherst City income tax. Chapter 191 of the Codified Ordinances of the City of Amherst Ohio discusses the subject in depth.

Although the City income tax produces the largest share of revenue in the governmental activities, only approximately 20% of the residents in Amherst pay the 1½% income tax. Residents working outside of the city are forgiven 1% of the 1½% - "It is the intent of this section that a resident who pays tax to another municipality shall not pay tax to the City of Amherst on the same income in excess of one-half of one percent (1/2%)"(191.16(a)).

The one-half percent that those residents do pay to the city "shall be appropriated to a separate fund established for the purposes of street resurfacing, the installation and maintenance of improvements and appurtenances necessary thereto and the purchase of equipment necessary therefore. (Ordinance 90-16; passed 4-9-90)". The ½% "forgiveness" portion; and a voted ½% increase in the general income tax "for the purpose of street resurfacing, the installation and maintenance of improvements and appurtenances thereto, and the purchase of equipment necessary therefore" that was effective January 1, 1991 with a limitation of 10 years renewed to December 31, 2010 are reported in the Street Improvement Income Tax Fund. Each year the Street Improvement Income Tax Fund funds the street resurfacing projects. In addition the Street Improvement Income Tax Fund provides the matching funds for the City's Issue II projects. This means that the City has had an aggressive street improvement program for the past thirteen years.

The municipal income tax has two basic weaknesses: 1) The small percentage of residents actually paying the full 1½% income tax and contributing to the General Fund and 2) the instability of that income in a poor economy. Recently cutbacks at Nordson and the general slow growth of the economy have adversely affected our collection of the 1½% income tax that constitutes the major source of revenue for the General Fund. This situation is being addressed by the City attempting to diversify the local economy.

General property taxes are also a significant source of revenues. Although this is a much more stable tax, property taxes constitute only about 20% of the general revenues for the City. In addition to the general property taxes, the City has a one-mill levy for the Fire Apparatus Levy Fund. Although the operating expenses of the Fire Department come from the General Fund, the Fire Apparatus Levy Fund provides resources for all equipment and facility maintenance.

Intergovernmental revenues, particularly local government subsidies have, in the past, provided a very stable, predictable and significant contribution to the City's General Fund. Over the past several years, local government subsidies have become less stable with State Budget cuts and county distribution formulas being challenged in court. Estate taxes have also been a significant contributor to this City's budget, but much less stable and not at all predictable. Both of these forms of intergovernmental taxes are at risk due to budget concerns at the State level.

Miscellaneous forms of income are becoming more important in the current economic climate. The City has been diligent recently about making efforts to see that charges for services we provide, particularly to other governmental entities, completely cover the cost of providing those services. Efforts have been made to adjust the pool membership fees to meet the cost of operating the pool. The Fire Department has negotiated new contracts to cover our cost of providing fire protection in the township. The Office on Aging has also made new attempts to negotiate contracts with surrounding townships that closely reflect the cost of providing services to the elderly in those areas.

The City has also more aggressively pursued grants and donations to help fund particular projects that might have been funded through the general fund. Grants have helped fund park projects, police work, the renovation of City Hall, beautification efforts, and downtown revitalization.

City of Amherst, Ohio

Management's Discussion and Analysis (Unaudited)

For the Year Ended December 31, 2008

Business-Type Activities

The City provides water, sewer and electric services to the residents and businesses within the City limits. The City is a participant with 36 subdivisions within the State of Ohio in a joint venture to provide supplemental reserve electric power to the participants on a cooperative basis. This electric service is at a cost savings to the users. During 2001, AMP-Ohio issued bonds, in the amount of \$50,260,000, to acquire fixed assets for JV2. Under a financing agreement between the participants of JV2 and AMP-Ohio, most of the participants have agreed to pay the debt service requirements of the bonds. However, the City of Amherst issued its own debt to pay its share of the cost. Payments are to be made solely from the resources of the City's Electric Enterprise Fund.

There were some increases in the expenses for the Business-Type Activities of the city. The sewer activities increased primarily due to increased contract services expenses from 2007 to 2008.

Table 3

	Program Expenses					
	Governmental Activities		Business-Type Activities		Total	
	Total Cost of Services	Net Cost of Services	Total Cost of Services	Net Cost of Services	Total Cost of Services	Net Cost of Services
	2008	2008	2008	2008	2008	2008
General government	\$ 1,515,582	\$ 1,237,370	\$ -	\$ -	\$ 1,515,582	\$ 1,237,370
Security of persons and property	3,823,222	3,507,675	-	-	3,823,222	3,507,675
Public health and welfare	207,226	111,111	-	-	207,226	111,111
Transportation	2,540,437	1,736,816	-	-	2,540,437	1,736,816
Community development	105,000	47,348	-	-	105,000	47,348
Leisure time activities	207,024	72,089	-	-	207,024	72,089
Interest and Fiscal Charges	148,957	122,496	-	-	148,957	122,496
Water	-	-	1,939,971	289,623	1,939,971	289,623
Sewer	-	-	2,441,503	92,677	2,441,503	92,677
Electric	-	-	8,181,764	(414,836)	8,181,764	(414,836)
Total Cost of Services	\$ 8,547,448	\$ 6,834,905	\$ 12,563,238	\$ (32,536)	\$ 21,110,686	\$ 6,802,369

City of Amherst, Ohio

Management's Discussion and Analysis (Unaudited)

For the Year Ended December 31, 2008

As shown in the table on the previous page, most of the City's governmental activities rely on the general revenues, including property taxes and municipal income tax, to support the expenses, including daily operations, programs and interest, to run their departments and programs. The business-type activities funds, as a whole are receiving sufficient revenues to support the services provided to the citizens of Amherst.

The City's Funds

Information about the City's governmental funds begins on page 18. These funds are accounted for by using the modified accrual basis of accounting. All governmental funds had total revenues and other financing sources of \$10,333,781 and expenditures and other financing uses of \$9,233,930. The most significant fund is the General Fund with a year-end balance of \$2,222,981. Expenditures and other financing uses exceeded revenues and other financing sources by \$27,622. Although the net change was not significant, the City had significant fluctuations in certain revenues. Income taxes and intergovernmental revenue increased \$584,219 and \$121,495, respectively, due to a significant increase in income tax collections during the available period and due to increased unrestricted grants related to the tangible personal property tax reimbursement from the State. Netted against these increases was a decrease in investment earnings of \$698,329 due to falling market values of investments and decreasing interest rates.

The Street Maintenance Repair Fund had a year end balance of \$799,468 with revenues of \$509,277, transfers in of \$500,000, and expenditures of \$1,062,513. There was a net decrease in fund balance of \$53,236.

The Street Improvement Income Tax Fund had a year end balance of \$4,932,937 with revenues of \$2,525,572, proceeds from an OPWC loan of \$128,736 and expenditures of \$1,704,419. There was a net increase in fund balance of \$949,889. This significant increase is due to an increase in income tax revenue of \$300,845, as noted above, and a decrease in capital outlay of \$932,006, which resulted from lower paving and other capital activities in 2008 as compared to 2007.

General Fund Budgeting Highlights

The City's budget is prepared according to Ohio law and is based on accounting for certain transactions on a basis of cash receipts, disbursements, and encumbrances. The most significant budgeted fund is the General Fund. During the course of 2008, the City amended its General Fund budget several times for a total increase in budgeted expenditures of \$99,136. Expenditures in excess of \$25,000 must go before Council for approval. Recommendations and requests for budget changes are referred to the Finance Committee of City Council for review, before being sent on to Council for Ordinance enactment on the change. Since the Appropriations Ordinance is passed on a line item level, any change to any line item is a formal amendment.

The General Fund's actual revenues exceeded final budgeted revenues by \$602,258 which was primarily due to income and property tax actual revenues exceeding final budgeted revenues by \$422,867 and intergovernmental actual revenues exceeding final budgeted revenues by \$211,045.

The General Fund's actual expenditures were \$539,722 less than final budgeted expenditures with one of the primary reasons due to general governmental actual expenditures being \$349,029 less than final budgeted expenditures.

The General Fund supports many major activities such as the Police Department, Fire Department, Building Department, as well as the legislative and executive activities. Some major capital projects are funded with General Fund dollars. Although the original appropriations were gradually increased during the year, the City continued to maintain a respectable level of liquidity in the General Fund by maintaining an unreserved cash balance of \$1,544,071 at year-end due to more actual revenues coming into the City and less actual expenditures paid out by the City than the amounts budgeted for the year.

City of Amherst, Ohio

Management's Discussion and Analysis (Unaudited)

For the Year Ended December 31, 2008

Capital Assets and Debt Administration

Capital Assets

	Governmental Activities		Business-Type Activities		Total	
	2008	2007 *	2008	2007 *	2008	2007 *
Land	\$ 1,398,148	\$ 1,383,248	\$ 52,000	\$ 52,000	\$ 1,450,148	\$ 1,435,248
Construction in progress	-	35,919	-	103,680	-	139,599
Buildings	2,859,719	2,900,754	5,364,086	5,504,670	8,223,805	8,405,424
Improvements other than buildings	654,729	691,828	2,714,385	2,883,702	3,369,114	3,575,530
Machinery and equipment	1,178,560	1,272,356	6,230,583	6,512,544	7,409,143	7,784,900
Vehicles	855,438	904,280	53,495	70,102	908,933	974,382
Infrastructure:						
Roads	16,325,559	16,244,472	-	-	16,325,559	16,244,472
Water lines	-	-	2,236,450	2,223,339	2,236,450	2,223,339
Sewer lines	-	-	4,816,566	4,799,748	4,816,566	4,799,748
Electric lines	-	-	1,717,568	1,494,399	1,717,568	1,494,399
Total capital assets	<u>\$ 23,272,153</u>	<u>\$ 23,432,857</u>	<u>\$ 23,185,133</u>	<u>\$ 23,644,184</u>	<u>\$ 46,457,286</u>	<u>\$ 47,077,041</u>

* - Certain reclassifications were made to 2007 to conform to 2008 presentation. There was no effect on net assets.

Total capital assets for the City of Amherst as of December 31, 2008 were \$46,457,286. For additional information on capital assets, see Note 7 to the basic financial statements.

Issue II funds have been a continued source of resources for improvements for several years, and our current .5% income tax for street improvements will continue to provide the necessary matching funds through 2010 when the current levy will be up for renewal.

City of Amherst, Ohio

Management's Discussion and Analysis (Unaudited)

For the Year Ended December 31, 2008

Debt

On December 31, 2008, the City of Amherst had \$16,300,477 in bonds, loans, compensated absences and notes outstanding with \$1,051,948 due within one year. Table 5 summarizes bonds, loans, capital leases, notes outstanding and compensated absences.

Table 5
Outstanding Debt and Other Long Term Obligations at Year End

	Governmental Activities		Business-Type Activities		Total	
	2008	2007 *	2008	2007	2008	2007 *
General obligation bonds	\$ 3,355,023	\$ 3,594,185	\$ 3,734,998	\$ 4,154,998	\$ 7,090,021	\$ 7,749,183
Notes payable	-	-	1,132,000	1,282,000	1,132,000	1,282,000
OWDA loans	-	-	7,185,092	7,510,743	7,185,092	7,510,743
OPWC loans	562,693	468,966	97,192	105,839	659,885	574,805
Compensated absences	191,129	168,058	42,350	49,189	233,479	217,247
Total	<u>\$ 4,108,845</u>	<u>\$ 4,231,209</u>	<u>\$12,191,632</u>	<u>\$ 13,102,769</u>	<u>\$ 16,300,477</u>	<u>\$ 17,333,978</u>

* - As Restated – See Note 18

Please refer to Note 12 for further information about Long-Term Obligations.

Current Issues

The City of Amherst is currently in a positive cash position having a total equity in pooled cash and investments of \$17,585,411 as of December 31, 2008. The major strength of the cash balance is in the Street Improvement Income Tax Fund and in the Enterprise Funds. Both of these areas continue to have extensive capital projects underway. Each year since its inception in 1999, the Street Improvement Income Tax Fund has financed an aggressive street improvement program. All roads, with the exception of the Jackson Street, have been repaired and are in good working order. The second water tower has been upgraded and renovated; however, a study is continuing to determine pressure problems in the system that may have to be corrected. Water meters are currently being replaced.

Economic Factors

Amherst is predominantly a residential community. The City of Amherst, Ohio has only one major manufacturing facility within its boundary. Nordson Corporation was founded by a native Amherst resident and continues to operate. It is a clean industry with a pleasant, well-landscaped facility. There has been some concern about major cutbacks in employees within the corporation, which substantially affected the City's revenues. However, the company seems to have stabilized. Amherst Hospital, another large employer in the community was experiencing some financial difficulties, has reorganized its operation, and now seems to be stable. The hospital is now under the umbrella of the Cleveland Clinic and will be providing specialized services. A million dollar renovation has recently been completed. Among other things the hospital has gone from having room for five emergency room patients to having room for nine.

City of Amherst, Ohio

Management's Discussion and Analysis (Unaudited)

For the Year Ended December 31, 2008

Although the City of Amherst is land locked on the north by the City of Lorain; that is not the case on the southern edge of town. In 1999 the City of Amherst annexed 57 acres of land on the southeastern edge of the City. This property was zoned for light industrial use by the township. In 2000, the City council voted to maintain this zoning so that the tax base of the City might be expanded and diversified. Currently, work is being done to build a light industrial park at that location. One company has opened there. There has been a discussion of annexing more property in the same southeastern area. This is the area that would be impacted by the new Turnpike Exit on Route 58. At this point it is still undetermined just what the situation will be with that expansion.

Some vacancies exist in buildings in the area surrounding the Route 2 intersection. There has been some talk of possible businesses moving into those buildings, but we do not yet have any definitive answer concerning those vacancies.

Contacting the City's Finance Department

This financial report is designed to provide our citizens, taxpayers, creditors and investors with a general overview of the City's finances and to show the City's accountability for all money it receives, spends or invests. If you have questions about this report or need financial information, contact the Auditor, David Kukucka, City of Amherst, 480 Park Avenue, Amherst, Ohio 44001; telephone 440-988-3742, email auditor@amherstohio.org.

Basic Financial Statements

This Page is Intentionally Left Blank.

City of Amherst, Ohio

Statement of Net Assets

December 31, 2008

	Governmental Activities	Business-Type Activities	Total
Assets:			
Equity in pooled cash and investments	\$ 10,055,293	\$ 7,530,118	\$ 17,585,411
Restricted assets:			
Customer deposits	-	219,307	219,307
Cash and cash equivalents with escrow agents	-	65,383	65,383
Accounts receivable	82,309	3,466,949	3,549,258
Intergovernmental receivable	657,873	-	657,873
Accrued interest receivable	66,481	-	66,481
Prepaid items	60,961	19,918	80,879
Materials and supplies inventory	133,954	327,018	460,972
Income taxes receivable	1,688,751	-	1,688,751
Property taxes receivable	1,417,024	-	1,417,024
Investment in joint venture	-	1,376,122	1,376,122
Non-depreciable capital assets	1,398,148	52,000	1,450,148
Depreciable capital assets, net	21,874,005	23,133,133	45,007,138
Total assets	<u>37,434,799</u>	<u>36,189,948</u>	<u>73,624,747</u>
Liabilities:			
Accounts payable	316,918	275,265	592,183
Claims payable	166,885	-	166,885
Accrued wages and benefits payable	144,077	81,556	225,633
Intergovernmental payable	176,356	54,624	230,980
Accrued interest payable	24,388	22,052	46,440
Unearned revenue	1,337,072	-	1,337,072
Retainage payable	-	65,383	65,383
Customer deposits	-	219,307	219,307
Long-term liabilities:			
Due within one year	304,271	747,677	1,051,948
Due in more than one year	3,804,574	11,443,955	15,248,529
Total liabilities	<u>6,274,541</u>	<u>12,909,819</u>	<u>19,184,360</u>
Net assets:			
Invested in capital assets, net of related debt	19,354,437	12,167,851	31,522,288
Restricted for:			
Capital projects	5,203,532	-	5,203,532
Debt service	421,947	-	421,947
Street maintenance repair	535,657	-	535,657
Cable television	555,318	-	555,318
Other purposes	445,113	-	445,113
Unrestricted	4,644,254	11,112,278	15,756,532
Total net assets	<u>\$ 31,160,258</u>	<u>\$ 23,280,129</u>	<u>\$ 54,440,387</u>

See accompanying notes to the basic financial statements.

City of Amherst, Ohio

Statement of Activities

For the Year Ended December 31, 2008

	Program Revenues			
	Expenses	Charges for Services	Operating Grants and Contributions	Capital Grants and Contributions
Governmental activities:				
General government	\$ 1,300,320	\$ 76,508	\$ 143,826	\$ 44,925
Security of persons and property	3,823,222	281,661	30,035	3,850
Public health and welfare	207,226	15,955	80,160	-
Transportation	2,540,437	93,848	645,691	64,082
Community development	320,262	18,393	26,101	26,112
Leisure time activities	207,024	17,123	117,812	-
Interest and fiscal charges	148,957	-	-	26,461
Total governmental activities	<u>8,547,448</u>	<u>503,488</u>	<u>1,043,625</u>	<u>165,430</u>
Business-type activities:				
Water	1,939,971	1,650,348	-	-
Sewer	2,441,503	2,348,826	-	-
Electric	8,181,764	8,596,600	-	-
Total business-type activities	<u>12,563,238</u>	<u>12,595,774</u>	<u>-</u>	<u>-</u>
Total	<u>\$ 21,110,686</u>	<u>\$ 13,099,262</u>	<u>\$ 1,043,625</u>	<u>\$ 165,430</u>

General revenues:
 Property taxes levied for:
 General purposes
 Debt service
 Capital projects
 Income tax levied for:
 General purposes
 Capital projects
 Grants and entitlements not restricted to
 specific programs
 Investment earnings
 Miscellaneous income
 Unrestricted contributions

Total general revenues

Change in net assets

Net assets at beginning of year (as restated - see Note 18)

Net assets at end of year

See accompanying notes to the basic financial statements.

Net (Expense) Revenue
and Changes in Net Assets

Primary Government		
Governmental Activities	Business- Type Activities	Total
\$ (1,035,061)	\$ -	\$ (1,035,061)
(3,507,676)	-	(3,507,676)
(111,111)	-	(111,111)
(1,736,816)	-	(1,736,816)
(249,656)	-	(249,656)
(72,089)	-	(72,089)
(122,496)	-	(122,496)
(6,834,905)	-	(6,834,905)
-	(289,623)	(289,623)
-	(92,677)	(92,677)
-	414,836	414,836
-	32,536	32,536
(6,834,905)	32,536	(6,802,369)
1,034,659	-	1,034,659
208,835	-	208,835
242,991	-	242,991
2,234,822	-	2,234,822
2,149,227	-	2,149,227
677,972	-	677,972
473,110	-	473,110
157,201	631,347	788,548
7,740	-	7,740
7,186,557	631,347	7,817,904
351,652	663,883	1,015,535
30,808,606	22,616,246	53,424,852
\$ 31,160,258	\$ 23,280,129	\$ 54,440,387

City of Amherst, Ohio

Balance Sheet Governmental Funds

December 31, 2008

	General	Street Maintenance Repair	Street Improvement Income Tax	Nonmajor Governmental Funds	Total Governmental Funds
Assets:					
Equity in pooled cash and investments	\$ 1,621,203	\$ 817,200	\$ 4,750,942	\$ 2,651,965	\$ 9,841,310
Materials and supplies inventory	82,342	51,612	-	-	133,954
Accrued interest receivable	66,481	-	-	-	66,481
Accounts receivable	26,543	-	-	55,766	82,309
Interfund receivable	3,245	-	73,795	209,073	286,113
Intergovernmental receivable	342,474	256,525	-	58,874	657,873
Prepaid items	45,253	11,967	-	3,741	60,961
Income taxes receivable	1,063,913	-	624,838	-	1,688,751
Property taxes receivable	936,191	-	-	480,833	1,417,024
Total assets	\$ 4,187,645	\$ 1,137,304	\$ 5,449,575	\$ 3,460,252	\$ 14,234,776
Liabilities and fund balances:					
Liabilities:					
Accounts payable	\$ 122,289	\$ 80,162	\$ 58,275	\$ 56,192	\$ 316,918
Accrued wages and benefits payable	114,908	24,874	-	4,295	144,077
Interfund payable	-	-	187,777	98,336	286,113
Intergovernmental payable	154,422	16,780	-	5,154	176,356
Deferred revenue	1,573,045	216,020	270,586	522,791	2,582,442
Total liabilities	1,964,664	337,836	516,638	686,768	3,505,906
Fund balances:					
Reserved for encumbrances	48,845	29,859	938,962	106,334	1,124,000
Unreserved; undesignated, reported in:					
General fund	2,174,136	-	-	-	2,174,136
Special revenue funds	-	769,609	-	1,357,627	2,127,236
Debt service fund	-	-	-	416,397	416,397
Capital projects funds	-	-	3,993,975	893,126	4,887,101
Total fund balances	2,222,981	799,468	4,932,937	2,773,484	10,728,870
Total liabilities and fund balances	\$ 4,187,645	\$ 1,137,304	\$ 5,449,575	\$ 3,460,252	\$ 14,234,776

See accompanying notes to the basic financial statements.

City of Amherst, Ohio

Reconciliation of Total Governmental Fund Balances to Net Assets of Governmental Activities

December 31, 2008

Total Governmental Fund Balances \$10,728,870

Amounts reported for Governmental Activities in the Statement of Net Assets are different because:

Capital assets used in Governmental Activities are not financial resources and therefore are not reported in the funds. 23,272,153

Other long-term assets are not available to pay for current-period expenditures and therefore are deferred in the funds.

Delinquent property taxes	31,805	
Municipal income taxes	731,312	
Intergovernmental	482,253	
Total	<u>1,245,370</u>	1,245,370

An Internal Service Fund is used by management to charge the cost of insurance to individual funds. The assets and liabilities of the Internal Service Fund are included in Governmental Activities in the Statement of Net Assets. 47,098

In the Statement of Activities, interest is accrued on outstanding bonds, whereas in Governmental Funds, an interest expenditure is reported when due. (24,388)

Long-term liabilities are not due and payable in the current period and therefore are not reported in the funds.

General obligation bonds	(3,355,023)	
OPWC loans	(562,693)	
Compensated absences	(191,129)	
Total	<u>(4,108,845)</u>	(4,108,845)

Net Assets of Governmental Activities \$31,160,258

See accompanying notes to the basic financial statements.

City of Amherst, Ohio

Statement of Revenues, Expenditures and Changes in Fund Balances Governmental Funds

For the Year Ended December 31, 2008

	General	Street Maintenance Repair	Street Improvement Income Tax	Nonmajor Governmental Funds	Total Governmental Funds
Revenues:					
Property taxes	\$ 1,028,682	\$ -	\$ -	\$ 459,602	\$ 1,488,284
Municipal income taxes	2,662,789	-	2,400,572	-	5,063,361
Intergovernmental	680,654	505,529	125,000	605,309	1,916,492
Charges for services	105,310	-	-	145,214	250,524
Fees, licenses and permits	176,553	-	-	2,189	178,742
Fines and forfeitures	69,940	-	-	4,282	74,222
Investment earnings	464,304	-	-	8,806	473,110
Contributions and donations	7,740	-	-	10,369	18,109
Miscellaneous	50,718	3,748	-	102,735	157,201
Total revenues	5,246,690	509,277	2,525,572	1,338,506	9,620,045
Expenditures:					
Current:					
General government	926,727	-	-	293,084	1,219,811
Security of persons and property	3,418,938	-	-	53,668	3,472,606
Public health and welfare	71,533	-	-	129,235	200,768
Transportation	-	973,189	249,220	69,100	1,291,509
Community development	242,607	-	-	77,655	320,262
Leisure time activities	-	-	-	189,928	189,928
Capital outlay	29,507	89,324	1,329,140	90,185	1,538,156
Debt service:					
Principal retirement	-	-	90,009	205,000	295,009
Interest and fiscal charges	-	-	36,050	84,831	120,881
Total expenditures	4,689,312	1,062,513	1,704,419	1,192,686	8,648,930
Excess of revenues over (under) expenditures	557,378	(553,236)	821,153	145,820	971,115
Other financing sources (uses)					
Issuance of OPWC loans	-	-	128,736	-	128,736
Transfers in	-	500,000	-	85,000	585,000
Transfers out	(585,000)	-	-	-	(585,000)
Total other financing sources (uses)	(585,000)	500,000	128,736	85,000	128,736
Net change in fund balances	(27,622)	(53,236)	949,889	230,820	1,099,851
Fund balance at beginning of year	2,250,603	852,704	3,983,048	2,542,664	9,629,019
Fund balance at end of year	\$ 2,222,981	\$ 799,468	\$ 4,932,937	\$ 2,773,484	\$ 10,728,870

See accompanying notes to the basic financial statements.

City of Amherst, Ohio

Reconciliation of the Statement of Revenues, Expenditures and Changes in Fund Balances of Governmental Funds to the Statement of Activities

For the Year Ended December 31, 2008

Net Change in Fund Balance - Total Governmental Funds \$ 1,099,851

*Amounts reported for governmental Activities in the
Statement of Activities are different because:*

Governmental funds report capital outlays as expenditures. However, in the statement of activities, the cost of those assets is allocated over their estimated useful lives as depreciation expense. This is the amount by which capital outlays exceeded depreciation in the current period.

Capital asset additions	1,241,637	
Depreciation	(1,089,635)	
Total		152,002

Governmental funds report the disposal of assets to the extent proceeds are received from the sale. In the statement of activities a gain or loss is reported for each disposal. This is the amount of the loss on the disposal of capital assets.

(312,706)

Revenues on the Statement of Activities that do not provide current financial resources are not reported as revenues in the funds:

Delinquent property taxes	(1,799)	
Municipal income taxes	(679,312)	
Intergovernmental	(39,834)	
Total		(720,945)

Repayment of bond and loan principal is an expenditure in the governmental funds, but the repayment reduces long-term liabilities in the Statement of Net Assets.

295,009

Proceeds from the issuance of loans are recorded as other financing sources in the governmental funds, but the proceeds are recorded as a liability and therefore are not recorded in the statement of activities.

(128,736)

Some expenses reported on the Statement of Activities do not require the use of current financial resources, and therefore, are not reported as expenditures in governmental funds.

Compensated absences	(23,071)	
Interest on bonds	(7,238)	
Accretion on general obligation bonds	(20,838)	
Total		(51,147)

The Internal Service Fund used by management to charge the costs of insurance to individual funds is not reported in the government-wide Statement of Activities. Governmental expenditures and the related Internal Service Fund revenues are eliminated. The net revenue of the Internal Service Fund is allocated among the Governmental Activities.

18,324

Change in Net Assets of Governmental Activities

\$351,652

See accompanying notes to the basic financial statements.

City of Amherst, Ohio

Statement of Revenues, Expenditures and Changes in Fund Balance - Budget (Non-GAAP Basis) and Actual

General Fund

For the Year Ended December 31, 2008

	Original Budget	Final Budget	Actual	Variance with Final Budget Positive (Negative)
Revenues:				
Property taxes	\$ 770,000	\$ 765,000	\$ 896,861	\$ 131,861
Municipal income taxes	1,910,000	2,125,661	2,206,006	80,345
Intergovernmental	502,500	502,500	713,545	211,045
Charges for services	81,000	81,000	102,931	21,931
Fines and forfeitures	55,000	55,000	71,645	16,645
Fees, licenses and permits	208,000	208,000	155,781	(52,219)
Contributions and donations	-	-	7,740	7,740
Interest	600,000	600,000	502,538	(97,462)
Miscellaneous	40,000	40,000	65,993	25,993
Total revenues	<u>4,166,500</u>	<u>4,377,161</u>	<u>4,723,040</u>	<u>345,879</u>
Expenditures:				
Current operations and maintenance:				
General government	1,157,393	1,177,255	939,726	237,529
Security of persons and property	3,592,900	3,571,298	3,425,493	145,805
Public health and welfare	66,000	62,000	59,979	2,021
Community development	259,325	275,165	229,544	45,621
Total expenditures	<u>5,075,618</u>	<u>5,085,718</u>	<u>4,654,742</u>	<u>430,976</u>
Excess of revenues over (under) expenditures	<u>(909,118)</u>	<u>(708,557)</u>	<u>68,298</u>	<u>776,855</u>
Other financing sources (uses):				
Sale of capital assets	5,000	5,000	50,718	45,718
Transfers in	1,980,000	1,980,000	1,969,898	(10,102)
Advances in	-	-	96,755	96,755
Transfers out	(2,777,000)	(2,775,000)	(2,554,898)	220,102
Total other financing sources (uses)	<u>(792,000)</u>	<u>(790,000)</u>	<u>(437,527)</u>	<u>352,473</u>
Net change in fund balance	(1,701,118)	(1,498,557)	(369,229)	1,129,328
Fund balance at beginning of year	1,830,757	1,830,757	1,830,757	-
Prior year encumbrances appropriated	<u>82,543</u>	<u>82,543</u>	<u>82,543</u>	<u>-</u>
Fund balance at end of year	<u>\$ 212,182</u>	<u>\$ 414,743</u>	<u>\$ 1,544,071</u>	<u>\$ 1,129,328</u>

See accompanying notes to the basic financial statements.

City of Amherst, Ohio

Statement of Revenues, Expenditures and Changes In Fund Balance - Budget (Non-GAAP Basis) and Actual

Street Maintenance Repair Fund

For The Year Ended December 31, 2008

	Original Budget	Final Budget	Actual	Variance with Final Budget Positive (Negative)
Revenues:				
Intergovernmental	\$ 405,000	\$ 430,000	\$ 513,049	\$ 83,049
Miscellaneous	1,000	1,000	3,748	2,748
Total revenues	<u>406,000</u>	<u>431,000</u>	<u>516,797</u>	<u>85,797</u>
Expenditures:				
Current operations and maintenance:				
Street maintenance and repair				
Salaries and wages	451,105	461,105	459,814	1,291
Fringe benefits	251,509	241,509	215,853	25,656
Contractual services	87,136	87,136	77,065	10,071
Materials and supplies	230,884	230,884	228,390	2,494
Capital outlay	260,000	260,000	149,445	110,555
Total expenditures	<u>1,280,634</u>	<u>1,280,634</u>	<u>1,130,567</u>	<u>150,067</u>
Excess of revenues over (under) expenditures	(874,634)	(849,634)	(613,770)	235,864
Other financing sources (uses):				
Transfers in	<u>500,000</u>	<u>470,000</u>	<u>500,000</u>	<u>30,000</u>
Net change in fund balance	(374,634)	(379,634)	(113,770)	265,864
Fund balance at beginning of year	776,745	776,745	776,745	-
Prior year encumbrances appropriated	49,434	49,434	49,434	-
Fund balance at end of year	<u>\$ 451,545</u>	<u>\$ 446,545</u>	<u>\$ 712,409</u>	<u>\$ 265,864</u>

See accompanying notes to the basic financial statements.

City of Amherst, Ohio

Statement of Fund Net Assets Proprietary Funds

December 31, 2008

	Business Type Activities				Governmental Activities- Internal Service Funds
	Water	Sewer	Electric	Total	
Assets					
Current assets:					
Equity in pooled cash and investments	\$ 1,133,126	\$ 3,394,558	\$ 3,002,434	\$ 7,530,118	\$ 213,983
Restricted assets:					
Cash and Cash Equivalents with Escrow Agents	-	65,383	-	65,383	-
Accounts receivable	397,365	616,772	2,452,812	3,466,949	-
Prepaid items	3,835	8,470	7,613	19,918	-
Materials and supplies inventory	30,351	125,620	171,047	327,018	-
Total current assets	<u>1,564,677</u>	<u>4,210,803</u>	<u>5,633,906</u>	<u>11,409,386</u>	<u>213,983</u>
Noncurrent assets:					
Restricted Assets:					
Customer Deposits	63,388	28,058	127,861	219,307	-
Investment in joint venture	-	-	1,376,122	1,376,122	-
Non-depreciable capital assets	45,000	-	7,000	52,000	-
Depreciable capital assets, net	4,338,916	15,309,630	3,484,587	23,133,133	-
Total Noncurrent Assets	<u>4,447,304</u>	<u>15,337,688</u>	<u>4,995,570</u>	<u>24,780,562</u>	<u>-</u>
Total assets	<u>6,011,981</u>	<u>19,548,491</u>	<u>10,629,476</u>	<u>36,189,948</u>	<u>213,983</u>
Liabilities:					
Current liabilities:					
Accounts payable	164,777	46,541	63,947	275,265	-
Claims payable	-	-	-	-	166,885
Accrued wages and benefits payable	17,744	30,486	33,326	81,556	-
Intergovernmental payable	12,088	20,141	22,395	54,624	-
Accrued interest payable	8,099	6,356	7,597	22,052	-
Compensated absences payable	318	702	713	1,733	-
General obligation bonds payable	85,000	180,198	154,803	420,001	-
AMP-Ohio notes payable	-	-	150,000	150,000	-
OPWC loans payable	-	8,647	-	8,647	-
OWDA loans payable	-	167,296	-	167,296	-
Payable from restricted assets:					
Retainage	-	65,383	-	65,383	-
Customer deposits	63,388	28,058	127,861	219,307	-
Total current liabilities	<u>351,414</u>	<u>553,808</u>	<u>560,642</u>	<u>1,465,864</u>	<u>166,885</u>
Long-term liabilities (net of current portion):					
Compensated absences payable	7,453	16,452	16,712	40,617	-
OWDA loans payable	-	7,017,796	-	7,017,796	-
General obligation bonds payable	1,345,000	916,699	1,053,298	3,314,997	-
AMP-Ohio notes payable	-	-	982,000	982,000	-
OPWC loans payable	-	88,545	-	88,545	-
Total long-term liabilities	<u>1,352,453</u>	<u>8,039,492</u>	<u>2,052,010</u>	<u>11,443,955</u>	<u>-</u>
Total liabilities	<u>1,703,867</u>	<u>8,593,300</u>	<u>2,612,652</u>	<u>12,909,819</u>	<u>166,885</u>
Net assets:					
Invested in capital assets, net of related debt	2,953,916	6,930,449	2,283,486	12,167,851	-
Unrestricted	1,354,198	4,024,742	5,733,338	11,112,278	47,098
Total net assets	<u>\$ 4,308,114</u>	<u>\$ 10,955,191</u>	<u>\$ 8,016,824</u>	<u>\$ 23,280,129</u>	<u>\$ 47,098</u>

See accompanying notes to the basic financial statements.

City of Amherst, Ohio

Statement of Revenues, Expenses and Changes in Fund Net Assets Proprietary Funds

For the Year Ended December 31, 2008

	Business Type Activities				Governmental Activities- Internal Service Funds
	Water	Sewer	Electric	Total	
Operating revenues:					
Charges for services	\$ 1,650,348	\$ 2,348,826	\$ 8,687,885	\$ 12,687,059	\$ 1,019,313
Other	75,709	126,294	429,345	631,348	-
Total operating revenues	1,726,057	2,475,120	9,117,230	13,318,407	1,019,313
Operating expenses:					
Personal services	543,669	931,468	858,567	2,333,704	-
Materials and supplies	123,864	115,216	6,765	245,845	-
Contract services	1,058,862	426,770	7,061,265	8,546,897	289,293
Depreciation	147,591	644,852	142,229	934,672	-
Claims	-	-	-	-	711,696
Total operating expenses	1,873,986	2,118,306	8,068,826	12,061,118	1,000,989
Operating income (loss)	(147,929)	356,814	1,048,404	1,257,289	18,324
Non-operating income (expenses):					
Loss on investment in joint venture	-	-	(91,285)	(91,285)	-
Interest and fiscal charges	(65,986)	(323,197)	(112,938)	(502,121)	-
Total non-operating revenues (expenses)	(65,986)	(323,197)	(204,223)	(593,406)	-
Change in net assets	(213,915)	33,617	844,181	663,883	18,324
Net assets beginning of year	4,522,029	10,921,574	7,172,643	22,616,246	28,774
Net assets end of year	\$ 4,308,114	\$ 10,955,191	\$ 8,016,824	\$ 23,280,129	\$ 47,098

See accompanying notes to the basic financial statements.

City of Amherst, Ohio

Statement of Cash Flows Proprietary Funds

For the Year Ended December 31, 2008

	Business Type Activities				Governmental Activities- Internal Service Funds
	Water	Sewer	Electric	Total	
Increase (decrease) in cash and cash equivalents					
Cash flows from operating activities:					
Cash received from customers	\$ 1,684,038	\$ 2,351,446	\$ 8,419,038	\$ 12,454,522	\$ -
Utility deposits received	8,360	4,320	18,426	31,106	-
Cash received from transactions with other funds	-	-	-	-	1,019,313
Cash received from other operating sources	75,709	126,294	429,345	631,348	-
Cash payments to suppliers for goods and services	(1,026,716)	(524,794)	(7,248,385)	(8,799,895)	(289,293)
Cash payments for utility deposits returned	(6,712)	(2,734)	(11,549)	(20,995)	-
Cash payments for claims	-	-	-	-	(686,832)
Cash payments for employee services and benefits	(548,645)	(936,960)	(875,574)	(2,361,179)	-
Net cash provided by operating activities	186,034	1,017,572	731,301	1,934,907	43,188
Cash flows from capital and related financing activities:					
Acquisition of capital assets	(145,642)	(169,659)	(160,320)	(475,621)	-
Principal paid	(85,000)	(514,496)	(304,802)	(904,298)	-
Interest paid	(63,434)	(320,889)	(110,754)	(495,077)	-
Net cash used for capital and related financing activities	(294,076)	(1,005,044)	(575,876)	(1,874,996)	-
Net increase (decrease) in cash and cash equivalents	(108,042)	12,528	155,425	59,911	43,188
Cash and cash equivalents, beginning of year	1,304,556	3,475,471	2,974,870	7,754,897	170,795
Cash and cash equivalents, end of year	\$ 1,196,514	\$ 3,487,999	\$ 3,130,295	\$ 7,814,808	\$ 213,983

See accompanying notes to the basic financial statements.

(Continued)

City of Amherst, Ohio

Statement of Cash Flows (continued) Proprietary Funds

For the Year Ended December 31, 2008

	Business Type Activities				Governmental Activities- Internal Service Funds
	Water	Sewer	Electric	Total	
Reconciliation of operating income to net cash provided by operating activities:					
Operating Income (Loss)	\$ (147,929)	\$ 356,814	\$ 1,048,404	\$ 1,257,289	\$ 18,324
Adjustments:					
Depreciation	147,591	644,852	142,229	934,672	-
(Increase)/decrease in assets:					
Accounts receivable	33,690	2,620	(268,847)	(232,537)	-
Prepaid items	391	671	662	1,724	-
Materials and supplies inventory	1,133	2,748	12,141	16,022	-
Increase/(decrease) in liabilities:					
Accounts payable	154,486	13,773	(89,478)	78,781	-
Claims payable	-	-	-	-	24,864
Customer deposits	1,648	1,586	6,877	10,111	-
Contracts payable - operating	-	-	(103,680)	(103,680)	-
Accrued wages and benefits	3,172	6,070	6,460	15,702	-
Intergovernmental payable	(6,725)	(13,237)	(16,376)	(36,338)	-
Compensated absences payable	(1,423)	1,675	(7,091)	(6,839)	-
Net cash provided by operating activities	<u>\$ 186,034</u>	<u>\$ 1,017,572</u>	<u>\$ 731,301</u>	<u>\$ 1,934,907</u>	<u>\$ 43,188</u>

See accompanying notes to the basic financial statements.

City of Amherst, Ohio

Statement of Fiduciary Net Assets Fiduciary Funds

December 31, 2008

	Private Purpose Trust	
	Cemetery	Agency
Assets:		
Equity in pooled cash and investments	\$ 4,307	\$ 45,613
Cash and cash equivalents in segregated accounts	-	10,968
Total Assets	<u>\$ 4,307</u>	<u>\$ 56,581</u>
Liabilities:		
Undistributed monies		\$ 6,045
Deposits held and due to others		50,536
Total liabilities		<u>\$ 56,581</u>
Net assets:		
Held in trust for cemetery	<u>\$ 4,307</u>	

See accompanying notes to the basic financial statements.

City of Amherst, Ohio

Statement of Changes in Fiduciary Net Assets Fiduciary Fund

For the Year Ended December 31, 2008

	<u>Private Purpose Trust Cemetery</u>
Additions:	
Interest	\$ 117
Deduction	<u>50</u>
Change in net assets	67
Net assets beginning of year	<u>4,240</u>
Net assets end of year	<u><u>\$ 4,307</u></u>

See accompanying notes to the basic financial statements.

This Page is Intentionally Left Blank.

City of Amherst, Ohio

Notes to the Basic Financial Statements

For the Year Ended December 31, 2008

Note 1: The Reporting Entity

The City of Amherst (the "City") is a municipal corporation established and operated under the laws of the State of Ohio. The City was first incorporated in 1962. The City provides for a Mayor-Council form of government. Elected officials include eight council members, mayor, law director, auditor, and treasurer.

The reporting entity is comprised of the primary government, component units and other organizations that are included to ensure that the financial statements are not misleading. The primary government of the City consists of all funds, departments, boards and agencies that are not legally separate from the City. For the City of Amherst, this includes the departments that provide the following services: police and fire protection, the construction and maintenance of highways, streets and infrastructure, recreational activities, family and child health care, senior services, community planning, zoning and development, water, sewer, electric, and sanitation.

Component units are legally separate organizations for which the City is financially accountable. The City is financially accountable for an organization if the City appoints a voting majority of the organization's governing board and (1) the City is able to significantly influence the programs or services performed or provided by the organization; or (2) the City is legally entitled to or can otherwise access the organization's resources; the City is legally obligated or has otherwise assumed the responsibility to finance the deficits of, or provide financial support to, the organization; or the City is obligated for the debt of the organization. Component units may also include organizations that are fiscally dependent on the City in that the City approves the budget, authorizes the issuance of debt, or the levying of taxes. The City has no component units.

The City is associated with the Lorain County General Health District, a jointly governed organization, and the Sandstone Joint Ambulance District and the Ohio Municipal Electric Generation Agency (JV2) joint ventures. These organizations are discussed in Notes 14 and 15 of the basic financial statements.

Note 2: Summary of Significant Accounting Policies

The financial statements of the City of Amherst have been prepared in conformity with accounting principles generally accepted in the United States of America (U.S. GAAP) as applied to local governmental units. The Governmental Accounting Standards Board (GASB) is the accepted standard-setting body for establishing governmental accounting and financial principles. The City also applies Financial Accounting Standards Board (FASB) Statements and Interpretations issued after November 30, 1989, to its proprietary activities provided they do not conflict with or contradict GASB pronouncements. The most significant of the City's accounting policies are described below.

A. Basis of Presentation

The City's basic financial statements consist of government-wide statements, including a Statement of Net Assets and a Statement of Activities, and fund financial statements, which provide a more detailed level of financial information.

Government-wide Financial Statements

The Statement of Net Assets and the Statement of Activities display information about the City as a whole. These statements include the financial activities of the primary government, except for fiduciary funds. The activity of the internal service fund is eliminated to avoid "doubling up" revenues and expenses. The effect of similar internal events that are, in effect, allocations of overhead expenses from one function to another or within the same function are also eliminated. The statements distinguish between those activities of the City that are governmental and those that are considered business-type.

City of Amherst, Ohio

Notes to the Basic Financial Statements

For the Year Ended December 31, 2008

Note 2: Summary of Significant Accounting Policies (Continued)

A. Basis of Presentation (Continued)

The Statement of Net Assets presents the financial condition of the governmental and business-type activities of the City at year-end. The Statement of Activities presents a comparison between direct expenses and program revenues for each program or function of the City's governmental activities and for the business-type activities of the City. Direct expenses are those that are specifically associated with a service, program, or department and therefore clearly identifiable to a particular function. Program revenues include charges paid by the recipient of the goods or services offered by the program, grants, and contributions that are restricted to meeting the operational or capital requirements of a particular program, and interest earned on grants that is required to be used to support a particular program. Revenues not classified as program revenues are presented as general revenues of the City, with certain limited exceptions. The comparison of direct expenses with program revenues identifies the extent to which each governmental function or business-type activity is self-financing or draws from the general revenues of the City.

Fund Financial Statements

During the year, the City segregates transactions related to certain City functions or activities in separate funds in order to aid financial management and to demonstrate legal compliance. Fund financial statements are designed to present financial information of the City at this more detailed level. The focus of governmental and enterprise fund financial statements is on major funds. Each major fund is presented in a separate column. Nonmajor funds are aggregated and presented in a single column. The internal service fund is presented in a single column on the face of the proprietary fund statements. Fiduciary funds are reported by type.

B. Fund Accounting

The City uses funds to maintain its financial records during the year. A fund is defined as a fiscal and accounting entity with a self-balancing set of accounts. There are three categories of funds: governmental, proprietary, and fiduciary.

Governmental Funds

Governmental funds are those through which most governmental functions typically are financed. Governmental fund reporting focuses on the sources, uses, and balances of current financial resources. Expendable assets are assigned to the various governmental funds according to the purposes for which they may or must be used. Current liabilities are assigned to the fund from which they will be paid. The difference between governmental fund assets and liabilities is reported as fund balance. The following are the City's major governmental funds:

General Fund

The General Fund accounts for all financial resources except those required to be accounted for in another fund. The General Fund balance is available to the City for any purpose provided it is expended or transferred according to the charter of the City of Amherst and/or the general laws of Ohio.

Street Maintenance Repair Fund

This fund is used to account for street maintenance and repair.

Street Improvement Income Tax Capital Projects Fund

This fund is used to account for the .5 percent City income tax to be used for improvements to the various City roads.

City of Amherst, Ohio

Notes to the Basic Financial Statements

For the Year Ended December 31, 2008

Note 2: Summary of Significant Accounting Policies (Continued)

B. Fund Accounting (Continued)

The other governmental funds of the City account for grants and other resources whose use is restricted to a particular purpose.

Proprietary Funds

Proprietary fund reporting focuses on the determination of operating income, changes in net assets, financial position, and cash flows. Proprietary funds are classified as either enterprise or internal service.

Enterprise Funds

Enterprise funds may be used to account for any activity for which a fee is charged to external users for goods or services. The following is a description of the City's major enterprise funds:

Water Fund

The Water Fund accounts for the provision of water service to the residents and commercial users located within the City.

Sewer Fund

The Sewer Fund accounts for the provision of sanitary sewer service to the residents and commercial users located within the City.

Electric Fund

The Electric Fund accounts for the provision of electric light and power service to the residents and commercial users located within the City.

Internal Service Funds

Internal service funds account for the financing of services provided by one department or agency to other departments or agencies of the City on a cost reimbursement basis. The City's Internal Service Fund reports on a self-insurance program for employee medical benefits.

Fiduciary Funds

Fiduciary fund reporting focuses on net assets and changes in net assets. The fiduciary fund category is split into four classifications: pension trust funds, investment trust funds, private-purpose trust funds, and agency funds. Trust funds are used to account for assets held by the City under a trust agreement for individuals, private organizations, or other governments and are therefore not available to support the City's own programs. The City's only trust fund is a private purpose trust which accounts for the perpetual care and maintenance of an individual family's burial plots in the City's cemetery through an endowment. Agency funds are custodial in nature (assets equal liabilities) and do not involve measurement of results of operations. The City's agency funds account for street opening fees, building assessment fees, developers' deposits and fees, and ambulance refunds.

City of Amherst, Ohio

Notes to the Basic Financial Statements

For the Year Ended December 31, 2008

Note 2: Summary of Significant Accounting Policies (Continued)

C. Measurement Focus

Government-wide Financial Statements

The government-wide financial statements are prepared using the economic resources measurement focus. All assets and all liabilities associated with the operation of the City are included on the Statement of Net Assets, except for fiduciary funds. The Statement of Activities presents increases (e.g. revenues) and decreases (e.g. expenses) in total net assets.

Fund Financial Statements

All governmental funds are accounted for using a flow of current financial resources measurement focus. With this measurement focus, only current assets and current liabilities generally are included on the Balance Sheet. The Statement of Revenues, Expenditures, and Changes in Fund Balances reports on the sources (i.e. revenues and other financing sources) and uses (i.e. expenditures and other financing uses) of current financial resources. This approach differs from the manner in which the governmental activities of the government-wide financial statements are prepared. Governmental fund financial statements therefore include reconciliations with brief explanations to better identify the relationship between the government-wide statements and the statements for governmental funds.

Like the government-wide statements, all proprietary funds are accounted for on a flow of economic resources measurement focus. All assets and all liabilities associated with the operation of these funds are included on the Statement of Fund Net Assets. The Statement of Revenues, Expenses, and Changes in Fund Net Assets presents increases (i.e. revenues) and decreases (i.e. expenses) in total net assets. The Statement of Cash Flows provides information about how the City finances and meets the cash flow needs of its proprietary activities.

The private purpose trust fund is reported using a flow of economic resources measurement focus.

D. Basis of Accounting

Basis of accounting determines when transactions are recorded in the financial records and reported on the financial statements. Government-wide financial statements are prepared using the accrual basis of accounting; proprietary and fiduciary funds also use the accrual basis of accounting. Governmental funds use the modified accrual basis of accounting. Differences in the accrual and the modified accrual bases of accounting arise in the recognition of revenue, the recording of deferred revenues, and in the presentation of expenses versus expenditures.

Revenues - Exchange and Non-exchange Transactions

Revenue resulting from exchange transactions, in which each party gives and receives essentially equal value, is recorded on the accrual basis when the exchange takes place. On a modified accrual basis, revenue is recorded in the year in which the resources are measurable and become available. Available means that the resources will be collected within the current year or are expected to be collected soon enough thereafter to be used to pay liabilities of the current year. The available period for the City is sixty days after year-end.

Nonexchange transactions, in which the City receives value without directly giving equal value in return, include income taxes, property taxes, grants, entitlements, and donations. On an accrual basis, revenue from income taxes is recognized in the period in which the income is earned. Revenue from property taxes is recognized in the year for which the taxes are levied (See Note 5). Revenue from grants, entitlements, and donations is recognized in the year in which all eligibility requirements have been satisfied. Eligibility requirements include timing requirements,

City of Amherst, Ohio

Notes to the Basic Financial Statements

For the Year Ended December 31, 2008

Note 2: Summary of Significant Accounting Policies (Continued)

D. Basis of Accounting (Continued)

which specify the year when the resources are required to be used or the year when use is first permitted; matching requirements, in which the City must provide local resources to be used for a specified purpose; and expenditure requirements, in which the resources are provided to the City on a reimbursement basis. On a modified accrual basis, revenue from a nonexchange transaction must also be available before it can be recognized.

Under the modified accrual basis, the following revenue sources are considered to be both measurable and available at year end: income tax, state-levied locally shared taxes (including gasoline tax), fines and forfeitures, licenses and permits, interest, grants and rentals.

Unearned/Deferred Revenue

Unearned/deferred revenue arises when assets are recognized before revenue recognition criteria have been satisfied.

Property taxes for which there is an enforceable legal claim as of December 31, 2008, but which were levied to finance 2009 operations, have been recorded as unearned/deferred revenue. Special assessments not received within the available period and grants and entitlements received before the eligibility requirements are met are also recorded as unearned/deferred revenue.

On the governmental fund financial statements, receivables that will not be collected within the available period also have been reported as deferred revenue.

Expenses/Expenditures

On the accrual basis of accounting, expenses are recognized at the time they are incurred.

The measurement focus of governmental fund accounting is on decreases in net financial resources (expenditures) rather than expenses. Expenditures are generally recognized in the accounting period in which the related fund liability is incurred, if measurable. Allocations of cost, such as depreciation and amortization, are not recognized in governmental funds.

E. Budgetary Process

All funds, except agency funds, are legally required to be budgeted and appropriated. The major documents prepared are the tax budget, the certificate of estimated resources, and the appropriations resolution, all of which are prepared on the budgetary basis of accounting. The tax budget demonstrates a need for existing or increased tax rates. The certificate of estimated resources establishes a limit on the amount Council may appropriate. The appropriations resolution is Council's authorization to spend resources and sets annual limits on expenditures plus encumbrances at the level of control selected by Council. The legal level of budgetary control is at the object level within each department. Budgetary modifications may only be made by resolution of the City Council at the legal level of control.

The certificate of estimated resources may be amended during the year if projected increases or decreases in revenue are identified by the City Auditor. The amounts reported as the original budgeted amounts on the budgetary statements reflect the amounts on the certificate of estimated resources when the original appropriations were adopted. The amounts reported as the final budgeted amounts on the budgetary statements reflect the amounts on the final amended certificate of estimated resources in effect when the final appropriations were passed by Council.

City of Amherst, Ohio

Notes to the Basic Financial Statements

For the Year Ended December 31, 2008

Note 2: Summary of Significant Accounting Policies (Continued)

E. Budgetary Process (Continued)

The appropriation resolution is subject to amendment throughout the year with the restriction that appropriations cannot exceed estimated resources. The amounts reported as the original budgeted amounts reflect the first appropriation resolution for that fund that covered the entire year, including amounts automatically carried forward from prior years. The amounts reported as the final budgeted amounts represent the final appropriation amounts passed by Council during the year.

F. Cash and Cash Equivalents

To improve cash management, cash received by the City is pooled. Monies for all funds, including proprietary funds, are maintained in this pool. Individual fund integrity is maintained through City records. Each fund's interest in the pool is presented as "equity in pooled cash and investments."

Investments are reported at fair value which is based on quoted market prices, with the exception of nonparticipating repurchase agreements, which are reported at cost.

During 2008, investments were limited to State Treasury Asset Reserve of Ohio (STAROhio).

STAROhio is an investment pool managed by the State Treasurer's Office which allows governments within the State to pool their funds for investment purposes. STAROhio is not registered with the SEC as an investment company, but does operate in a manner consistent with Rule 2a7 of the Investment Company Act of 1940. Investments in STAROhio are valued at STAROhio's share price, which is the price the investment could be sold for on December 31, 2008.

Investment procedures are restricted by the provisions of the Ohio Revised Code. Interest revenue credited to the General Fund during 2008 amounted to \$464,304 and \$8,806 in nonmajor governmental funds.

Investments of the cash management pool and investments with an original maturity of three months or less at the time they are purchased by the City are presented on the basic financial statements as "equity in pooled in cash and investments."

G. Inventory

Inventories are stated at cost on the first-in, first-out basis and are expensed/expensed when used. Inventory consists of expendable supplies.

H. Prepaid Items

Payments made to vendors for services that will benefit periods beyond December 31, 2008, are recorded as prepaid items using the consumption method by recording a current asset for the prepaid amount and reflecting the expenditure/expense in the year in which services are consumed.

I. Restricted Assets

Water, sewer and electric customer deposits have been restricted because the deposit remains the property of the customer. The restricted asset account is balanced by a customer deposits payable liability account.

The City maintains contractor retainages in various bank accounts and these amounts are reported as "cash and cash equivalents with escrow agents" on the basic financial statements.

City of Amherst, Ohio

Notes to the Basic Financial Statements

For the Year Ended December 31, 2008

Note 2: Summary of Significant Accounting Policies (Continued)

J. Capital Assets

General capital assets are capital assets which are associated with and generally arise from governmental activities. These assets generally result from expenditures in the governmental funds. These assets are reported in the governmental activities column of the government-wide Statement of Net Assets but are not reported in the fund financial statements. Capital assets utilized by the proprietary funds are reported both in the business-type activities column of the government-wide Statement of Net Assets and in the respective funds.

All capital assets are capitalized at cost (or estimated historical cost) and updated for additions and retirements during the year. Donated capital assets are recorded at their fair market value as of the date received. The City maintains a capitalization threshold of five thousand dollars. The City's infrastructure consists of bridges, culverts, curbs, sidewalks, storm sewers, streets, irrigation systems and water, sewer and electric lines. Improvements are capitalized; the costs of normal maintenance and repairs that do not add to the value of the asset or materially extend an asset's life are not. Interest incurred during the construction of capital assets is also capitalized.

All capital assets are depreciated, except for land and construction in progress. Improvements are depreciated over the remaining useful lives of the related capital assets. Useful lives for infrastructure were estimated based on the City's historical records of necessary improvements and replacement. Depreciation is computed using the straight-line method over the following useful lives:

<u>Description</u>	<u>Estimated Lives</u>
Buildings	25 years
Improvements other than buildings	15 to 70 years
Machinery and equipment	3 to 20 years
Vehicles	3 to 8 years
Infrastructure	15 to 70 years

K. Interfund Balances

On the fund financial statements, outstanding interfund loans and unpaid amounts for interfund services are reported as "interfund receivables/payables." Interfund transactions which do not represent available expendable resources are offset by a fund balance reserve account. Interfund balance amounts are eliminated in the Statement of Net Assets, except for any residual amounts due between governmental and business-type activities, which are presented as internal balances.

L. Compensated Absences

Vacation benefits are accrued as a liability as the benefits are earned if the employees' rights to receive compensation are attributed to services already rendered and it is probable that the City will compensate the employees for the benefits through paid time off or some other means. The City records a liability for accumulated unused vacation when earned for all employees with more than one year of service.

Sick leave benefits are accrued as a liability using the termination method. An accrual for sick leave is made to the extent that it is probable that benefits will result in termination payments. The liability is an estimate based on the City's past experience of making termination payments.

City of Amherst, Ohio

Notes to the Basic Financial Statements

For the Year Ended December 31, 2008

Note 2: Summary of Significant Accounting Policies (Continued)

M. Accrued Liabilities and Long-Term Obligations

All payables, accrued liabilities, and long-term obligations are reported in the government-wide financial statements, and all payables, accrued liabilities, and long-term obligations payable from proprietary funds are reported on the proprietary fund financial statements.

In general, governmental fund payables and accrued liabilities that, once incurred, are paid in a timely manner and in full from current financial resources are reported as obligations of the funds. However, claims and judgments and compensated absences that will be paid from governmental funds are reported as a liability in the fund financial statements only to the extent that they are due for payment during the current year. Bonds and loans are recognized as a liability on the fund financial statements when due.

N. Fund Balance Reserves

The City reserves those portions of fund balance which are legally segregated for a specific future use or which do not represent expendable resources and therefore are not available for appropriation or expenditure. Fund balance reserves have been established for encumbrances.

O. Net Assets

Net assets represent the difference between assets and liabilities. Net assets invested in capital assets, net of related debt, consists of capital assets, net of accumulated depreciation, reduced by the outstanding balances of any borrowing used for the acquisition, construction, or improvement of those assets. Net assets are reported as restricted when there are limitations imposed on their use either through the enabling legislation adopted by the City or through external restrictions imposed by creditors, grantors, or laws or regulations of other governments. Net assets restricted for other purposes include several grants and city planning.

The City applies restricted resources when an expense is incurred for purposes for which both restricted and unrestricted net assets are available.

Of the City's \$7,161,567 in restricted net assets, \$4,149,303 is restricted for enabling legislation.

P. Operating Revenues and Expenses

Operating revenues are those revenues that are generated directly from the primary activity of the proprietary funds. For the City, these revenues are charges for services for water, sewer and electric services and reimbursements for self-insurance programs. Operating expenses are necessary costs incurred to provide the service that is the primary activity of the fund. All revenues and expenses not meeting these definitions are reported as non-operating.

Q. Interfund Activity

Transfers between governmental and business-type activities on the government-wide statements are reported in the same manner as general revenues.

Exchange transactions between funds are reported as revenues in the seller funds and as expenditures/expenses in the purchaser funds. Flows of cash or goods from one fund to another without a requirement for repayment are reported as interfund transfers. Interfund transfers are reported as other financing sources/uses in governmental

City of Amherst, Ohio

Notes to the Basic Financial Statements

For the Year Ended December 31, 2008

Note 2: Summary of Significant Accounting Policies (Continued)

Q. Interfund Activity (Continued)

funds and after nonoperating revenues/expenses in proprietary funds. Repayments from funds responsible for particular expenditures/expenses to the funds that initially paid for them are not presented on the financial statements. Transfers within governmental activities are eliminated on the Statement of Activities.

R. Estimates

The preparation of the financial statements in conformity with generally accepted accounting principles requires management to make estimates and assumptions that affect the amounts reported in the financial statements and accompanying notes. Actual results may differ from those estimates.

Note 3: Budgetary Basis of Accounting

While the City is reporting financial position, results of operations and changes in fund balance on the basis of generally accepted accounting principles (GAAP), the budgetary basis as provided by law is based upon accounting for certain transactions on a basis of cash receipts, disbursements and encumbrances. The Statements of Revenues, Expenditures and Changes in Fund Balances - Budget (Non-GAAP Budgetary Basis) and Actual presented for the General Fund and major special Revenue fund are presented on the budgetary basis to provide a meaningful comparison of actual results with the budget. The major differences between the budget basis and GAAP basis are as follows:

1. Revenues are recorded when received in cash (budget) as opposed to when susceptible to accrual (GAAP).
2. Expenditures are recorded when paid in cash (budget) as opposed to when the liability is incurred (GAAP).
3. Encumbrances are treated as expenditures (budget) rather than as a reservation of fund balance (GAAP).

The following table summarizes the adjustments necessary to reconcile the GAAP basis statements to the budgetary basis statements for the General Fund and Street Maintenance Repair Major Special Revenue Fund.

	<u>Net Change in Fund Balance</u>	
	General	Street Maintenance Repair
GAAP Basis	\$ (27,622)	\$ (53,236)
Net adjustment for revenue accruals	(376,177)	7,520
Net adjustment for expenditures	102,970	36,737
Encumbrances	(68,400)	(104,791)
Budget Basis	<u>\$ (369,229)</u>	<u>\$ (113,770)</u>

City of Amherst, Ohio

Notes to the Basic Financial Statements

For the Year Ended December 31, 2008

Note 4: Deposits and Investments

State statutes classify monies held by the City into three categories.

Active deposits are public deposits necessary to meet current demands on the treasury. Such monies must be maintained either as cash in the City Treasury, in commercial accounts payable or withdrawable on demand, including negotiable order of withdrawal (NOW) accounts, or in money market deposit accounts.

Inactive deposits are public deposits that Council has identified as not required for use within the current five year period of designation of depositories. Inactive deposits must either be evidenced by certificates of deposit maturing not later than the end of the current period of designation of depositories, or by savings or deposit accounts, including, but not limited to, passbook accounts.

Interim deposits are deposits of interim monies. Interim monies are those monies which are not needed for immediate use but which will be needed before the end of the current period of designation of depositories.

Interim monies may be deposited or invested in the following securities:

1. United States treasury notes, bills, bonds, or other obligations of or securities issued by the United States treasury or any other obligation guaranteed as to the payment of principal and interest by the United States;
2. Bonds, notes, debentures, or any other obligations or securities issued by any federal government agency or instrumentality, including, but not limited to, the Federal National Mortgage Association, Federal Home Loan Bank, Federal Farm Credit Bank, Federal Home Loan Mortgage Corporation, Government National Mortgage Association, and Student Loan Marketing Association. All federal agency securities shall be direct issuances of federal government agencies or instrumentalities;
3. Written repurchase agreements in the securities listed above provided that the market value of the securities subject to the repurchase agreement must exceed the principal value of the agreement by at least two percent and be marked to market daily, and that the term of the agreement must not exceed thirty days;
4. Bonds and other obligations of the State of Ohio;
5. Interim deposits in the eligible institutions applying for interim money as provided in section 135.08 of the Revised Code;
6. No-load money market mutual funds consisting exclusively of obligations described in division (1) or (2) of this section and repurchase agreements secured by such obligations, provided that investments in securities described in this division are made only through eligible institutions;
7. The State Treasurer's investment pool (STAROhio);
8. Certain bankers' acceptances for a period not to exceed one hundred eighty days and commercial paper notes for a period not to exceed one hundred eighty days in an amount not to exceed twenty-five percent of the interim moneys available for investment at any one time; and
9. Linked deposits as authorized by ordinance adopted pursuant to section 135.80 of the Revised Code.

City of Amherst, Ohio

Notes to the Basic Financial Statements

For the Year Ended December 31, 2008

Note 4: Deposits and Investments (Continued)

Protection of the City's deposits is provided by the Federal Deposit Insurance Corporation (FDIC), by eligible securities pledged by the financial institution as security for repayment, by surety company bonds deposited with the treasurer by the financial institution or by a single collateral pool established by the financial institution to secure the repayment of all public monies deposited with the institution.

Investments in stripped principal or interest obligations, reverse repurchase agreements and derivatives are prohibited. The issuance of taxable notes for the purpose of arbitrage, the use of leverage and short selling are also prohibited. An investment must mature within five years from the date of purchase unless matched to a specific obligation or debt of the City, and must be purchased with the expectation that it will be held to maturity.

Investments may only be made through specified dealers and institutions. Payment for investments may be made only upon delivery of the securities representing the investments to the treasurer or qualified trustee or, if the securities are not represented by a certificate, upon receipt of confirmation of transfer from the custodian.

Deposits

Custodial credit risk for deposits is the risk that in the event of bank failure, the government's deposit will not be returned to it. According to state law, public depositories must give security for all public funds on deposit in excess of those funds that are insured by the federal deposit insurance corporation (FDIC) or by any other agency or instrumentality of the federal government. These institutions may either specifically collateralize individual accounts in lieu of amounts insured by the FDIC, or may pledge a pool of governmental securities valued at least 105% of the total value of public monies on deposit at the institution.

The City's bank balance of \$12,739,367 is either covered by FDIC or collateralized by the financial institutions' public entity deposit pools in the manner as described above.

Investments

As of December 31, 2008, the City had the following investment and maturity:

	Carrying/Fair Value	Weighted Average Maturity (Years)
STAR Ohio	\$ 5,153,413	< 1 year
Total Investments	<u>\$ 5,153,413</u>	

Interest rate risk – Interest rate risk is the risk that changes in interest rates will adversely affect the fair value of an investment. In accordance with the investment policy, the City manages its exposure to declines in fair values by limiting the weighted average maturity of its investment portfolio. The City has no specific investment policy dealing with interest rate risk.

City of Amherst, Ohio

Notes to the Basic Financial Statements

For the Year Ended December 31, 2008

Note 4: Deposits and Investments (Continued)

Credit risk – Credit risk is the risk that an issuer or other counterparty to an investment will not fulfill its obligations. The City's investment policy does not address credit risk beyond the requirements of the Ohio Revised Code. The City limits its investments to STAROhio. Investments in STAROhio were rated AAAM by Standard and Poor's.

Concentration of credit risk – Concentration of credit risk is the risk of loss attributed to the magnitude of a government's investment in a single user. The City's investment policy allows investments in those authorized under the Ohio Revised Code. The City has invested 100% in STAROhio.

Custodial credit risk is the risk that in the event of the failure of the counterparty, the City will not be able to recover the value of its investments or collateral securities that are in the possession of an outside party. In accordance with the investment policy, all of the City's securities are either insured and registered in the name of the City or at least registered in the name of the City.

Note 5: Receivables

Receivables at December 31, 2008, consisted primarily of municipal income taxes, property taxes, accounts (billings for user charged services, including unbilled utility services), accrued interest, and intergovernmental receivables arising from grants, entitlements and shared revenues.

No allowance for doubtful accounts has been recorded because uncollectible amounts are expected to be insignificant. All receivables are expected to be collected within one year.

A. Property Tax

Property taxes include amounts levied against all real, public utility, and tangible personal property located in the City. Property tax revenue received during 2008 for real and public utility property taxes represents collections of the 2007 taxes. Property tax payments received during 2008 for tangible personal property (other than public utility property) are for 2008 taxes.

2008 real property taxes are levied after October 1, 2008, on the assessed value as of January 1, 2008, the lien date. Assessed values are established by State law at 35 percent of appraised market value. 2008 real property taxes are collected in and intended to finance 2009.

Public utility tangible personal property currently is assessed at varying percentages of true value; public utility real property is assessed at 35 percent of true value. 2008 public utility property taxes which became a lien December 31, 2007, are levied after October 1, 2008, and are collected in 2009 with real property taxes.

2008 tangible personal property taxes are levied after October 1, 2007, on the value as of December 31, 2007. Collections are made in 2008. Tangible personal property assessments are twelve and one-half percent.

The tangible personal property tax will phase out over a four-year period starting with tax year 2006 and ending in 2009. This phase-out applies to most businesses and includes furniture and fixtures, machinery and equipment, and inventory. New manufacturing machinery and equipment first reported on the 2006 and subsequent year returns is not subject to the personal property tax.

City of Amherst, Ohio

Notes to the Basic Financial Statements

For the Year Ended December 31, 2008

Note 5: Receivables (Continued)

A. Property Tax (Continued)

The full tax rate for all City operations for the year ended December 31, 2008, was \$5.70 per \$1,000 of assessed value. The assessed values of real and tangible personal property upon which 2008 property tax receipts were based are as follows:

<u>Category</u>	<u>Assessed Value</u>
Real Estate	\$ 318,899,400
Public Utility	1,710,440
Tangible Personal	3,939,456
	<u>\$ 324,549,296</u>

Real property taxes are payable annually or semi-annually. If paid annually, the payment is due December 31; if paid semi-annually, the first payment is due December 31 with the remainder payable by June 20. Under certain circumstances, State statute permits later payment dates to be established.

Tangible personal property taxes paid by multi-county taxpayers are due September 20. Single county taxpayers may pay annually or semi-annually. If paid annually, payment is due April 30; if paid semi-annually, the first payment is due April 30, with the remainder payable at September 20.

The County Treasurer collects property taxes on behalf of all taxing districts in the County, including the City of Amherst. The County Auditor periodically remits to the City its portion of the taxes collected. Property taxes receivable represents real and tangible personal property taxes, public utility taxes and outstanding delinquencies which are measurable as of December 31, 2008 and for which there is an enforceable legal claim. In the General, General Obligation Bond Retirement and the Fire Apparatus Levy Funds, the entire receivable has been offset by deferred revenue since the current taxes were not levied to finance 2008 operations and the collection of delinquent taxes during the available period is not subject to reasonable estimation. On a full accrual basis, collectible delinquent property taxes have been recorded as a receivable and a revenue, while the remainder of the receivable is unearned.

B. Income Tax

The City levies a municipal income tax of one and one half percent on substantially all income earned within the City; in addition, residents are required to pay tax on income earned outside of the City. The City allows a credit of one percent of the income taxed by another taxing entity.

Employers within the City are required to withhold income tax on employee compensation and remit the tax to the City either monthly or quarterly. Corporations and other individual taxpayers are required to pay their estimated tax quarterly and file a declaration annually. Income tax proceeds were credited to the General Fund and Street Improvement Income Tax Capital Projects Fund.

City of Amherst, Ohio

Notes to the Basic Financial Statements

For the Year Ended December 31, 2008

Note 5: Receivables (Continued)

C. Intergovernmental Receivables

A summary of the principal items of intergovernmental receivables follows:

	<u>Amounts</u>
Local government funds	\$ 189,558
Homestead and rollback	93,667
Liquor and beer permits	6,569
Other grants	85,907
Motor Vehicle and Gas Excise Tax	277,325
Permissive Tax	4,847
	<u>\$ 657,873</u>

City of Amherst, Ohio

Notes to the Basic Financial Statements

For the Year Ended December 31, 2008

Note 6: Interfund Transfers and Balances

A. Interfund transfers for the year ended December 31, 2008 consisted of the following:

Fund Type	Transfers In	Transfers Out
Major Funds:		
General	\$ -	\$ 585,000
Street Maintenance Repair	500,000	-
Other Non-major Governmental Fund:		
Office on Aging	85,000	-
Total Other Non-major Governmental Fund	<u>85,000</u>	<u>-</u>
Total All Funds	<u>\$ 585,000</u>	<u>\$ 585,000</u>

The General Fund transfers to the Non-major governmental funds were made to provide additional resources for current operations, and to meet matching fund requirements for some grants.

B. As of December 31, 2008, interfund balances were as follows:

Fund Type	Interfund Receivable	Interfund Payable
Major Funds:		
General Fund	\$ 3,245	\$ -
Street Improvement Income Tax	73,795	187,777
Nonmajor Capital Projects Funds:		
Fire Apparatus Levy	1,489	-
State Issue II	207,584	73,795
Total Nonmajor Capital Projects Funds	<u>209,073</u>	<u>73,795</u>
Nonmajor Special Revenue Funds:		
Assistance to Firefighters	-	1,489
Street Maintenance and Repair Permissive	-	19,807
CDBG Downtown	-	3,245
Total Nonmajor Special Revenue Funds	<u>-</u>	<u>24,541</u>
Total All Funds	<u>\$ 286,113</u>	<u>\$ 286,113</u>

Interfund receivable/payable balances at December 31, 2008, consisted of unpaid interfund balances from the Street Improvement Income Tax Fund to the State Issue II Fund carried forward from the prior year as well as the following items. The CDBG Downtown Nonmajor Special Revenue fund repaid \$96,755 to the General Fund during 2008. The Fire Apparatus Levy fund advanced to the Assistance to Firefighters fund for the City's share of a Federal Grant. The advance from the State Issue II Improvement fund to the Street Improvement Income Tax Fund and street Maintenance Repair Permissive fund were made to loan additional resources for current street projects.

City of Amherst, Ohio

Notes to the Basic Financial Statements

For the Year Ended December 31, 2008

Note 7: Capital Assets

	Balance 12/31/2007*	Additions	Deletions	Balance 12/31/2008
Governmental activities:				
Capital assets, not being depreciated:				
Land	\$ 1,383,248	\$ 14,900	\$ -	\$ 1,398,148
Construction In Progress	35,919	-	(35,919)	-
Total Capital assets, not being depreciated	<u>1,419,167</u>	<u>14,900</u>	<u>(35,919)</u>	<u>1,398,148</u>
Capital assets, being depreciated:				
Buildings	4,493,774	73,000	-	4,566,774
Improvements other than buildings	1,129,742	16,414	-	1,146,156
Machinery and equipment	2,678,539	82,172	-	2,760,711
Vehicles	2,324,589	159,560	(57,109)	2,427,040
Infrastructure:				
Roads	21,227,423	931,510	(326,825)	21,832,108
Total capital assets, being depreciated	<u>31,854,067</u>	<u>1,262,656</u>	<u>(383,934)</u>	<u>32,732,789</u>
Less accumulated depreciation:				
Buildings	(1,593,020)	(114,035)	-	(1,707,055)
Improvements other than buildings	(437,914)	(53,513)	-	(491,427)
Machinery and equipment	(1,406,183)	(175,968)	-	(1,582,151)
Vehicles	(1,420,309)	(191,931)	40,638	(1,571,602)
Infrastructure:				
Roads	(4,982,951)	(554,188)	30,590	(5,506,549)
Total accumulated depreciation	<u>(9,840,377)</u>	<u>(1,089,635)</u>	<u>71,228</u>	<u>(10,858,784)</u>
Total capital assets, being depreciated, net	<u>22,013,690</u>	<u>173,021</u>	<u>(312,706)</u>	<u>21,874,005</u>
Total governmental capital assets, net	<u>\$ 23,432,857</u>	<u>\$ 187,921</u>	<u>\$ (348,625)</u>	<u>\$ 23,272,153</u>

* Certain reclassifications were made among capital asset categories to more accurately reflect classifications.

City of Amherst, Ohio

Notes to the Basic Financial Statements

For the Year Ended December 31, 2008

Note 7: Capital Assets (Continued)

	Balance 12/31/2007*	Additions	Deletions	Balance 12/31/2008
Business-type activities:				
Capital assets, not being depreciated:				
Construction-in-progress	\$ 103,680	\$ -	\$ (103,680)	\$ -
Land	52,000	-	-	52,000
Total capital assets, not being depreciated	<u>155,680</u>	<u>-</u>	<u>(103,680)</u>	<u>52,000</u>
Capital assets, being depreciated:				
Buildings	6,933,552	-	-	6,933,552
Improvements other than buildings	3,394,851	-	-	3,394,851
Machinery and equipment	9,571,603	81,533	-	9,653,136
Vehicles	564,314	-	-	564,314
Infrastructure:				
Water lines	3,980,173	64,109	-	4,044,282
Sewer lines	7,861,314	169,659	-	8,030,973
Electric lines	2,107,630	264,000	-	2,371,630
Total capital assets, being depreciated	<u>34,413,437</u>	<u>579,301</u>	<u>-</u>	<u>34,992,738</u>
Less accumulated depreciation:				
Buildings	(1,428,882)	(140,584)	-	(1,569,466)
Improvements other than buildings	(511,149)	(169,317)	-	(680,466)
Machinery and equipment	(3,059,059)	(363,494)	-	(3,422,553)
Vehicles	(494,212)	(16,607)	-	(510,819)
Infrastructure:				
Water lines	(1,756,834)	(50,998)	-	(1,807,832)
Sewer lines	(3,061,566)	(152,841)	-	(3,214,407)
Electric lines	(613,231)	(40,831)	-	(654,062)
Total accumulated depreciation	<u>(10,924,933)</u>	<u>(934,672)</u>	<u>-</u>	<u>(11,859,605)</u>
Total capital assets, being depreciated, net	<u>23,488,504</u>	<u>(355,371)</u>	<u>-</u>	<u>23,133,133</u>
Total business-type capital assets, net	<u>\$ 23,644,184</u>	<u>\$ (355,371)</u>	<u>\$ (103,680)</u>	<u>\$ 23,185,133</u>

* Certain reclassifications were made among capital asset categories to more accurately reflect classifications.

City of Amherst, Ohio

Notes to the Basic Financial Statements

For the Year Ended December 31, 2008

Note 7: Capital Assets (Continued)

Depreciation expense was charged to governmental activities as follows:

General government	\$ 83,169
Security of persons and property	349,577
Public health and welfare	2,444
Transportation	637,358
Leisure time activities	17,087
Total depreciation expense	<u>\$ 1,089,635</u>

Note 8: Pension Plans

A. Ohio Public Employees Retirement System

All full-time employees, other than non-administrative full-time police officers and firefighters, contribute to the Ohio Public Employees Retirement System (OPERS). OPERS administers three separate pension plans as described below:

- The traditional pension plan (TP) - a cost-sharing multiple-employer defined benefit pension plan.
- The member-directed plan (MD) - a defined contribution plan in which the member invests both member and employer contributions (employer contributions vest over five years at 20% per year). Under the member-directed plan, members accumulate retirement assets equal to the value of member and (vested) employer contributions plus any investment earnings.
- The combined plan (CO) - a cost-sharing multiple-employer defined benefit pension plan. Under the combined plan, OPERS invests employer contributions to provide a formula retirement benefit similar in nature to the traditional plan benefit. Member contributions, the investment of which is self-directed by the members, accumulate retirement assets in a manner similar to the member-directed plan.

OPERS provides retirement, disability, survivor, and death benefits and annual cost of living adjustments to members of the traditional and combined plans. Members of the member-directed plan do not qualify for ancillary benefits.

Authority to establish and amend benefits is provided by state statute per Chapter 145 of the Ohio Revised Code. The Ohio Public Employees Retirement System issues a stand-alone financial report. Interested parties may obtain a copy by making written request to 277 East Town Street, Columbus, Ohio 43215-4642 or by calling (614) 222-5601 or 1-800-222-PERS (7377).

The Ohio Revised Code provides statutory authority for employee and employer contributions. For 2008, member and employer contribution rates were consistent across all three plans. The member contribution rates were 10.0%, 9.5% and 9.0% for 2008, 2007, and 2006, respectively, for the City. The City was required to contribute 14.00%, 13.85%, and 13.70% of covered payroll for 2008, 2007, and 2006 respectively. The City's contributions to OPERS for the years ending December 31, 2008, 2007, and 2006 were \$464,901, \$436,051, and \$421,691, respectively. The full amount has been contributed for 2007 and 2006. 92 percent has been contributed for 2008, with the remainder being presented as "intergovernmental payable" in the governmental funds and governmental activities.

City of Amherst, Ohio

Notes to the Basic Financial Statements

For the Year Ended December 31, 2008

Note 8: Pension Plans (Continued)

B. Ohio Police and Fire Pension Fund

The City of Amherst contributes to the Ohio Police and Fire Pension Fund (OP&F), a cost-sharing multiple-employer defined pension plan. OP&F provides retirement and disability pension benefits, annual cost-of-living adjustments, and death benefits to plan members and beneficiaries. Benefit provisions are established by the Ohio State Legislature and are codified in Chapter 742 of the Ohio Revised Code. OP&F issues a publicly available financial report that includes financial information and required supplementary information for the plan. That report may be obtained by writing to OP&F, 140 East Town Street, Columbus, Ohio 43215-5164.

Police are required to contribute 10.0% of their annual covered salary and the city is required to contribute 19.5% for police. The City's contributions to OP&F for the years ended December 31, 2008, 2007, and 2006 were \$257,885, \$251,305, and \$234,913, respectively. The full amount has been contributed for 2007 and 2006. 72 percent has been contributed for 2008 with the remainder being presented as "intergovernmental payable" in the governmental funds and governmental activities.

C. Social Security System

Effective July 1, 1991, all employees not otherwise covered by the Ohio Public Employees Retirement System or the Ohio Police and Fire Pension Fund are covered by Social Security. As of December 31, 1998, the City's volunteer firefighters are covered by Social Security. The City's liability is 6.2 percent of wages paid.

Note 9: Postemployment Benefits

Ohio Public Employees Retirement System

- A. Ohio Public Employees Retirement System (OPERS) administers three separate pension plans: The Traditional Pension Plan (TP) – a cost-sharing multiple-employer defined benefit pension plan; the Member-Directed Plan (MD) – a defined contribution plan; and the Combined Plan (CO) – a cost-sharing multiple-employer defined benefit pension plan that has elements of both a defined benefit and defined contribution plan.

OPERS maintains a cost-sharing multiple employer defined benefit post-employment healthcare plan, which includes a medical plan, prescription drug program, and Medicare Part B premium reimbursement, to qualifying members of both the TP and the CO Plans. Members of the Member-Directed Plan do not qualify for ancillary benefits, including post-employment health care coverage.

In order to qualify for post-employment health care coverage, age and service retirees under the Traditional Pension and Combined Plans must have 10 or more years of qualifying Ohio service credit. Health care coverage for disability benefit recipients and qualified survivor benefit recipients is available. The health care coverage provided by OPERS meets the definition of an Other Post-Employment Benefit (OPEB) as described in GASB Statement No. 45.

The Ohio Revised Code permits, but does not mandate, OPERS to provide OPEB benefits to its eligible members and beneficiaries. Authority to establish and amend benefits is provided in Chapter 145 of the Ohio Revised Code.

City of Amherst, Ohio

Notes to the Basic Financial Statements

For the Year Ended December 31, 2008

Note 9: Postemployment Benefits (Continued)

OPERS issues a stand-alone financial report. Interest parties may obtain a copy by writing OPERS, Attention: Finance Director, 277 East Town Street, Columbus, Ohio 43215-4642, or by calling 614-222-5601 or 800-222-7377.

- B. The Ohio Revised Code provides the statutory authority requiring public employers to fund post-retirement health care through their contributions to OPERS. A portion of each employer's contribution to OPERS is set aside for the funding of post retirement health care benefits.

Employer's contributions are expressed as a percentage of the covered payroll of active members. In 2008, the County contributed at 14.0% of covered payroll. The Ohio Revised Code currently limits the employer contribution rate not to exceed 14.0% of covered payroll. Active members do not make contributions to the OPEB Plan.

OPERS' Post Employment Health Care plan was established under, and is administrated in accordance with, Internal Revenue Code 401(h). Each year, the OPERS Retirement Board determines the portion of the employer contribution rate that will be set aside for funding of post employment health care benefits. For 2008, the employer contributions allocated to the health care plan was 7.0% of covered payroll. For 2007, these percentages were 5.0% for January through June 2007 and 6.0% for July through December 2007. For 2006, this percentage was 4.5%. The OPERS Retirement Board is also authorized to establish rules for the payment of a portion of the health care benefits provided, by the retiree or their surviving beneficiaries. Payment amounts vary depending on the number of covered dependents and the coverage selected.

- C. The employer contributions that were used to fund post-employment benefits were \$232,451 for 2008, \$173,156 for 2007, and \$124,483 for 2006.
- D. The Health Care Preservation Plan (HCPP) adopted by the OPERS Retirement Board on September 9, 2004, was effective January 1, 2007. Member and employer contribution rates increased as of January 1, 2006, January 1, 2007, and January 1, 2008, which allowed additional funds to be allocated to the health care plan.

Ohio Police and Fire Pension Fund

The City contributes to the Ohio Police and Fire Pension Fund (OP&F) sponsored healthcare program, a cost-sharing multiple-employer defined postemployment healthcare plan administered by OP&F. OP&F provides healthcare benefits including coverage for medical, prescription drugs, dental, vision, Medicare Part B Premium and long term care to retirees, qualifying benefit recipients and their eligible dependents.

OP&F provides access to post-retirement health care coverage for any person who receives or is eligible to receive a monthly service, disability or survivor benefit check or is a spouse or eligible dependent child of such person. The health care coverage provided by OP&F meets the definition of an Other Post Employment Benefit (OPEB) as described in GASB Statement 45.

The Ohio Revised Code allows, but does not mandate OP&F to provide OPEB benefits. Authority for the OP&F Board of Trustees to provide healthcare coverage to eligible participants and to establish and amend benefits is codified in Chapter 742 of the Ohio Revised Code.

City of Amherst, Ohio

Notes to the Basic Financial Statements

For the Year Ended December 31, 2008

Note 9: Postemployment Benefits (Continued)

OP&F issues a publicly available financial report that includes financial information and required supplementary information for the Plan. That report may be obtained by writing to OP&F, 140 East Town Street, Columbus, Ohio 43215-5164.

The Ohio Revised Code provides for contribution requirements of the participating employers and of plan members to the OP&F (defined benefit pension plan). Participating employers are required to contribute to the pension plan at rates expressed as percentages of the payroll of active pension plan members, currently, 19.50% and 24.00% of covered payroll for police and fire employers, for 2008, 2007, and 2006, respectively. The Ohio Revised Code states that the employer contribution may not exceed 19.50% of covered payroll for police employer units and 24.00% of covered payroll for fire employer units. Active members do not make contributions to the OPEB Plan.

OP&F maintains funds for health care in two separate accounts. One for health care benefits under an IRS Code Section 115 trust and one for Medicare Part B reimbursements administrated as an Internal Revenue Code 401(h) account, both of which are within the defined benefit pension plan, under the authority granted by the Ohio Revised Code to the OP&F Board of Trustees.

The Board of Trustees is authorized to allocate a portion of the total employer contributions made into the pension plan to the Section 115 trust and the Section 401(h) account as the employer contribution for retiree healthcare benefits. For the years ended December 31, 2008, 2007, and 2006, the employer contribution allocated to the healthcare plan was 6.75%, 6.75%, and 7.75% of covered payroll, respectively. The amount of employer contributions allocated to the healthcare plan each year is subject to the trustees' primary responsibility to ensure that pension benefits are adequately funded and is limited by the provisions of Sections 115 and 401(h).

The OP&F board of trustees also is authorized to establish requirements for contributions to the healthcare plan by retirees and their eligible dependents, or their surviving beneficiaries. Payment amounts vary depending on the number of covered dependents and the coverage selected.

The number of participants eligible to receive health care benefits as of December 31, 2007, (the latest information available) was 14,295 for Police. The City's actual contributions for 2008 that were used to fund postemployment benefits were \$89,228 for Police. For 2007 and 2006, the contributions were \$86,952 and \$93,260, respectively. The Fund's total health care expenses for the year ended December 31, 2007 (the latest information available) were \$93,205,319, which was net of member contributions of \$56,031,875.

Note 10: Compensated Absences

The criteria for determining vested vacation and sick leave benefits are derived from negotiated agreements and State laws. Employees can earn five to thirty-five days of vacation per year, depending upon length of service. Earned, unused vacation time is paid upon termination of employment.

All employees earn 4.6 hours of sick leave per each completed bi-weekly pay period in active status. Sick leave accrual is continuous, without limit. The payment of accrued sick leave to a retired employee is specified in the employee's legislated contract. At the present time, the various contracts for the City's employees stipulate that a retiring employee may receive payment for anywhere from a minimum of one-quarter of unused sick hours to a maximum of one thousand hours of accrued sick leave depending upon the employee's department and longevity.

City of Amherst, Ohio

Notes to the Basic Financial Statements

For the Year Ended December 31, 2008

Note 11: Risk Management

A. Property and Liability

The City is exposed to various risks of loss related to torts; theft of, damage to and destruction of assets; errors and omissions; injuries to employees and natural disasters. During 2008, the City contracted with a private insurance carrier for various types of insurance as follows:

<u>Type of Coverage</u>	<u>Carrier</u>	<u>Coverage</u>
Property	Arrowhead Public Risk	\$38,882,830
General liability	Arrowhead Public Risk	\$1 million per occurrence
	Arrowhead Public Risk	\$2 million general aggregate
Automobile fleet liability	Arrowhead Public Risk	\$1 million per occurrence
Stop gap liability	Arrowhead Public Risk	\$1 million per occurrence
Employee benefits liability	Arrowhead Public Risk	\$1 million
Employment practices liability	Arrowhead Public Risk	\$1 million annual aggregate
Public officials liability	Arrowhead Public Risk	\$1 million/\$1 million
Umbrella liability	Arrowhead Public Risk	\$10 million
Law Enforcement	Arrowhead Public Risk	\$1 million

The City carries commercial insurance coverage for all risks. Settled claims resulting from these risks have not exceeded commercial coverage in any of the past three years and there were no significant reductions in coverage from the prior year.

B. Workers' Compensation

Workers' Compensation coverage is provided by the State. The City pays the State Workers' Compensation System a premium based on a rate per \$100 of salaries. This rate is calculated based on accident history and administrative costs.

C. Medical

The City has elected to provide employees' major medical, hospitalization, prescription and dental coverage through a self-insured program. The City maintains a self-insurance internal service fund to account for and finance its uninsured risks of loss in this program. Employees who are members of the AFSCME union also receive vision coverage. Patrolmen were given vision coverage through AFSCME in addition to union members. All are subject to the deductible. The third party administrators review and pay all claims on behalf of the City. Covered employees are in a traditional medical plan with a \$200-per-year individual deductible and a \$400-per-year family deductible. The dental plan has a \$50-per-year individual deductible and a \$150-per-year family deductible. The City purchases a stop-loss insurance policy with coverage of \$259,498 in aggregate for all employees.

The claims liability of \$166,885 reported in the self-insurance fund at December 31, 2008, is estimated by the third-party administrator and is based on the requirements of Governmental Accounting Standards Board Statement No. 30, which requires that a liability for unpaid claims costs, including estimates of costs relating to incurred but not reported claims, be reported. The estimate was not affected by incremental claims adjustments expenses and does not include other allocated or unallocated claim adjustment expenses.

City of Amherst, Ohio

Notes to the Basic Financial Statements

For the Year Ended December 31, 2008

11: Risk Management (Continued)

Changes in the fund's claims liability amount for the last three years follow:

	Balance at Beginning of Year	Current Year Claims	Claim Payments	Balance at End of Year
2006	\$ 53,877	\$ 736,622	\$ 643,512	\$ 146,987
2007	146,987	846,420	851,386	142,021
2008	142,021	711,696	686,832	166,885

Note 12: Long-Term Obligations

The original issue date and amount, interest rate, and maturity date for each of the City's bonds follow:

	Original Issue Date	Interest Rate	Original Issue Amount	Date of Maturity
General Obligation Bonds				
Various Purpose	2006	3.50-4.10%	\$ 2,275,000	12/1/25
Police and Jail facility	2003	2.00-4.25%	2,195,000	12/1/18
Capital purpose	1998	3.50-4.55%	545,000	12/1/18
Real estate acquisition bonds	2003	2.50-4.625%	295,000	12/1/13
Water capital purpose bonds	1999	4.55%	1,165,000	12/1/18
Sewer refunding bonds	2003	2.00-5.75%	1,258,615	12/1/12
Sewer capital purpose bonds	1999	4.55%	835,000	12/1/18
Electric refunding bonds	2003	2.00-5.75%	761,385	12/1/12
Electric capital purpose bonds	1999	4.55%	1,455,000	12/1/18
Notes				
AMP-Ohio Electric System improvement notes	2000	2.35%	2,200,000	12/31/20
OPWC Loans				
Milan Avenue	2004	0.00%	78,496	1/1/24
Church Street	1997	0.00%	44,150	7/1/17
Martin Avenue	1998	0.00%	88,698	1/1/19
North Lake Street	2006	0.00%	53,283	1/1/26
Park Avenue Reconstruction	2006	0.00%	135,847	7/1/26
Henry & Tenney	2006	0.00%	40,094	7/1/25
Church Street	2007	0.00%	163,000	7/1/27
Jackson Street Bridge	2002	0.00%	69,556	1/1/28
State Route 58	2008	0.00%	128,736	7/1/28
OWDA Loans	2004	3.65%	9,599,158	7/1/24

City of Amherst, Ohio

Notes to the Basic Financial Statements

For the Year Ended December 31, 2008

Note 12: Long-Term Obligations (Continued)

A schedule of changes in bonds and other long-term obligations of the City during 2008 follows:

	Amount Outstanding 12/31/2007*	Additions	Reductions	Amount Outstanding 12/31/2008	Amounts Due in One Year
Governmental Activities:					
General Obligation Bonds:					
Police and Jail Facility	\$ 1,679,185	\$ 20,838	\$ 150,000	\$ 1,550,023	\$ 155,000
Capital Purpose	350,000	-	25,000	325,000	25,000
Real Estate Acquisition Bonds	180,000	-	30,000	150,000	30,000
Various Purpose	1,385,000	-	55,000	1,330,000	55,000
Total General Obligation Bonds	<u>3,594,185</u>	<u>20,838</u>	<u>260,000</u>	<u>3,355,023</u>	<u>265,000</u>
OPWC loans	468,966	128,736	35,009	562,693	31,446
Compensated Absences	168,058	191,129	168,058	191,129	7,825
Total Governmental Activities	<u>\$ 4,231,209</u>	<u>\$ 340,703</u>	<u>\$ 463,067</u>	<u>\$ 4,108,845</u>	<u>\$ 304,271</u>
Business-Type Activities:					
General Obligation Bonds:					
Water Capital Purpose Bonds	\$ 765,000	\$ -	\$ 55,000	\$ 710,000	\$ 55,000
Water Various Purpose Bonds	750,000	-	30,000	720,000	30,000
Sewer Refunding Bonds	732,095	-	140,198	591,897	140,198
Sewer Capital Purpose Bonds	545,000	-	40,000	505,000	40,000
Electric Refunding Bonds	442,903	-	84,802	358,101	84,803
Electric Capital Purpose Bonds	920,000	-	70,000	850,000	70,000
Total General Obligation Bonds	<u>4,154,998</u>	<u>-</u>	<u>420,000</u>	<u>3,734,998</u>	<u>420,001</u>
AMP-Ohio Electric Systems Improvement	1,282,000	-	150,000	1,132,000	150,000
OPWC loans	105,839	-	8,647	97,192	8,647
OWDA - WWTP Upgrade	7,510,743	-	325,651	7,185,092	167,296
Compensated Absences	49,189	42,350	49,189	42,350	1,733
Total Business-Type Activities	<u>\$ 13,102,769</u>	<u>\$ 42,350</u>	<u>\$ 953,487</u>	<u>\$ 12,191,632</u>	<u>\$ 747,677</u>

*As restated – see Note 18.

The City issued \$2,275,000 (\$1,475,000 for governmental activities and \$800,000 for Water fund purposes) in various purpose general obligation bonds on March 15, 2006 to maintain storm sewers and related drainage facilities, reconstruct and improve Jackson Street Bridge, and rehabilitate an existing water tower and water pumping station. These bonds will be paid out of the Street Construction fund and Water fund.

Governmental activity general obligation bonds and OPWC loans are direct obligations of the City and will be paid from taxes received in the general bond retirement debt service fund.

The City has pledged future sewer customer revenues, net of specified operating expenses, to repay \$9,599,158 in OWDA loans issued in 2004. Proceeds from the bonds provided financing for the construction of the wastewater treatment facilities upgrade. The bonds are payable solely from sewer customer net revenues and are payable through 2024. Annual principal and interest payments on the bonds are expected to require approximately 42 percent of net revenues. The total principal and interest remaining to be paid on the bonds is \$9,549,671. Principal and interest paid for the current year and total customer net revenues were \$581,979 and \$1,001,666, respectively.

City of Amherst, Ohio

Notes to the Basic Financial Statements

For the Year Ended December 31, 2008

Note 12: Long-Term Obligations (Continued)

Compensated absences will be paid from the General Fund; Street Construction, Maintenance and Repair, Park and Pool and Office on Aging Special Revenue Funds and Water, Sewer and Electric Enterprise Funds.

The Water, Sewer, and Electric Enterprise Fund general obligation bonds and the OPWC loans will be repaid from revenues derived by the City for water, sewer and electric user charges. The AMP-Ohio electric systems improvement notes will be paid by the Electric Fund revenues.

The City's overall legal debt margin was \$30,234,983 at December 31, 2008. Principal and interest requirements to retire long-term obligations outstanding at December 31, 2008 are as follows:

	Governmental Activities			Totals	
	General Obligation Bonds		OPWC	Principal	Interest
	Principal	Interest	Loans		
2009	\$ 265,000	\$ 125,342	\$ 31,446	\$ 296,446	\$ 125,342
2010	270,000	116,905	31,446	301,446	116,905
2011	280,000	107,663	31,446	311,446	107,663
2012	295,000	97,593	31,446	326,446	97,593
2013	300,000	212,943	31,446	331,446	212,943
2014-2018	1,470,000	443,470	157,230	1,627,230	443,470
2019-2023	450,000	97,225	157,232	607,232	97,225
2024-2028	205,000	12,710	91,001	296,001	12,710
Totals	<u>\$ 3,535,000</u>	<u>\$ 1,213,851</u>	<u>\$ 562,693</u>	<u>\$ 4,097,693</u>	<u>\$ 1,213,851</u>

The above amortization schedule does not agree to the general obligation bonds payable amount on the previous page due to the fact that it includes the Capital Appreciation Bonds that will be due in 2013 and 2014 in the amount of \$255,000. Capital Appreciation Bonds were accreted in the amount of \$20,838 for fiscal year 2008, with a total of \$75,024.

	Business-Type Activities								
	General Obligation Bonds		Notes		OWDA Loans		OPWC	Totals	
	Principal	Interest	Principal	Interest	Principal	Interest	Loans	Principal	Interest
2009	\$ 420,001	\$ 162,823	\$ 150,000	\$ 18,112	\$ 167,296	\$ 131,123	\$ 8,647	\$ 745,944	\$ 312,058
2010	440,000	146,418	85,968	15,712	343,807	253,031	8,647	878,422	415,161
2011	460,000	128,553	87,344	14,337	356,471	240,368	8,647	912,462	383,258
2012	479,997	109,334	88,741	12,939	369,600	227,238	8,648	946,986	349,511
2013	235,000	84,819	90,161	11,519	383,214	213,625	8,648	717,023	309,963
2014-2018	1,345,000	256,863	474,945	33,455	2,138,484	845,709	39,921	3,998,350	1,136,027
2019-2023	245,000	52,950	154,841	1,674	2,562,418	421,775	10,025	2,972,284	476,399
2024-2027	110,000	6,765	-	-	863,802	31,710	4,009	977,811	38,475
Totals	<u>\$ 3,734,998</u>	<u>\$ 948,525</u>	<u>\$ 1,132,000</u>	<u>\$ 107,748</u>	<u>\$ 7,185,092</u>	<u>\$ 2,364,579</u>	<u>\$ 97,192</u>	<u>\$ 12,149,282</u>	<u>\$ 3,420,852</u>

City of Amherst, Ohio

Notes to the Basic Financial Statements

For the Year Ended December 31, 2008

Note 13: Capital Leases

There were no leases outstanding as of December 31, 2008.

Note 14: Jointly Governed Organization

Lorain County General Health District

The Lorain County General Health District provides health services to the citizens within the Health District. The Health District is governed by the Board of Health which represents the area served by the Health District and oversees the operation of the Health District. The Board of Health members are appointed to staggered four-year terms. One member is appointed by the City of North Ridgeville, one member is jointly appointed by the Cities of Amherst and Oberlin, and one member is elected jointly by the Cities of Avon and Sheffield Lake. The remaining four members are appointed by the various mayors of villages, chairmen of the township trustees and the County Commissioners. The City contributed \$44,945 during 2008 for the operation of the Health District. Complete financial statements can be obtained from the Lorain County General Health District, 9880 South Murray Ridge Road, Elyria, Ohio 44035.

Note 15: Joint Ventures

A. Sandstone Joint Ambulance District

The City is a participant in a joint venture agreement with Amherst Township for the operation of the Sandstone Joint Ambulance District (Ambulance District) as provided in the Ohio Revised Code. The City and the Township each appoint two members of the five-member Board of Trustees which oversees the operations. The fifth member of the Board is appointed by Amherst Hospital. The Sandstone Joint Ambulance District has contracted with North Central Emergency Medical Service to provide ambulance services. Continued existence of the Ambulance District is dependent on the City's continued participation; however, the City does not have an equity interest in the Ambulance District. The Ambulance District is not accumulating significant financial resources or experiencing fiscal stress which would cause additional financial benefit to or burden on the City. The City did not make a contribution during 2008. The Township contributed 30 percent of the required funds. The City's contribution is, when made, recorded in the General Fund. Complete financial statements can be obtained from the Sandstone Joint Ambulance District, Amherst, Ohio.

B. Ohio Municipal Electric Generation Agency Joint Venture 2 (JV2)

The City is a participant with 36 subdivisions within the State of Ohio in a joint venture to provide supplemental reserve electric power to the participants on a cooperative basis. The Ohio Municipal Electric Generation Agency Joint Venture 2 (JV2) was created for that purpose. On dissolution of the joint venture, the net assets of JV2 will be shared by the participants on a percentage basis. The JV2 is managed by AMP-Ohio, who acts as the joint venture's agent. The participants are obligated by the agreement to remit, on a monthly basis, those costs incurred from using electricity generated by the joint venture. In accordance with the joint venture agreement, the City remitted \$150,000 to the joint venture for 2008. During 2001, AMP-Ohio issued bonds, in the amount of \$50,260,000, to acquire capital assets for JV2. Under a financing agreement between many of the participants of JV2 and AMP-Ohio, these participants have agreed to pay the debt service requirements of the bonds. The City issued their own bonds to pay their share of the project costs. Payments are to be made solely from the resources of the City's

City of Amherst, Ohio

Notes to the Basic Financial Statements

For the Year Ended December 31, 2008

Note 15: Joint Ventures (Continued)

B. Ohio Municipal Electric Generation Agency Joint Venture 2 (JV2) (Continued)

electric enterprise fund. At December 31, 2008, the City's liability on these bonds was \$1,132,000 and is reflected as a liability in the City's Electric Enterprise Fund. The City's net investment and its share of the operating results of JV2 are reported in the City's Electric Enterprise Fund. The City's equity interest in JV2 was \$1,376,122 at December 31, 2008. Financial information can be obtained from AMP-Ohio, 2600 Airport Drive, Columbus, Ohio 43219, or from the City's utility department.

Note 16: Contingencies

A. Grants

The City received financial assistance from Federal and State agencies in the form of grants. The disbursement of funds received under these programs generally requires compliance with the terms and conditions specified in the grant agreements and are subject to audit by the grantor agencies. Any disallowed claims resulting from such audits could become a liability of the general fund or other applicable funds. However, in the opinion of management, any such disallowed claims will not have a material adverse effect on the overall financial position of the City at December 31, 2008.

B. Litigation

Several claims and lawsuits are pending against the City. The amount of the liability, if any, cannot be reasonably estimated at this time. However, in the opinion of management, any such claims and lawsuits will not have a material adverse effect on the overall financial position of the City at December 31, 2008.

Note 17: Accountability and Compliance

A. Accountability

The CDBG Downtown and Assistance to Firefighters Non-major Special Revenue Funds had a deficit fund balances of \$1,565 and \$1,489, respectively. The General Fund provides transfers when cash is required, not when expenditures are incurred.

B. Compliance

The Park and Pool Fund had budgetary expenditures in excess of appropriations in the Salaries and Wages category of \$4,574.

The State Issue II Fund had budgetary expenditures in excess of appropriations in the Transfers Out category of \$28,324.

Contrary to Ohio Revised Code Section 5705.39, the EMS Training Fund had final appropriations in excess of final estimated resources by \$1,000.

Contrary to Ohio Revised Code Section 5705.39, the State Issue II Fund had final appropriations in excess of final estimated resources by \$180,272.

The City plans to monitor budgets more closely to correct budgetary issues.

City of Amherst, Ohio

Notes to the Basic Financial Statements

For the Year Ended December 31, 2008

Note 18: Change in Accounting Principles and Restatement of Net Assets

Change in Accounting Principles

For 2008, the City implemented GASB Statement No. 50, "Pension Disclosures—an amendment of GASB Statements No. 25 and No. 27," and GASB Statement No. 45, "Accounting and Financial Reporting by Employers for Postemployment Benefits Other Than Pensions." GASB Statement No. 50 more closely aligns the financial reporting requirements for pensions with those for other postemployment benefits (OPEB) and, in doing so, enhances information disclosed in the notes to the financial statements or presented as required supplementary information (RSI) by pension plans and by employers that provide pension benefits. GASB Statement No. 45 establishes standards for the measurement, recognition, and display of OPEB expenses/expenditures and related liabilities (assets), note disclosures, and, if applicable, required supplementary information (RSI) in the financial reports of state and local governmental employers. The application of these new standards had no effect on the financial statements, nor did their implementation require a restatement of prior year balances.

Restatement of Net Assets

The accretion of police and jail facility general obligation bonds was incorrectly calculated in prior years. The prior period adjustment corrects the accretion to date. There was also an Ohio Public Works Commission (OPWC) Loan for which expenditures had been made back in 2002; however, the status of the loan was not resolved until 2008. Since the loan obligation was incurred in prior years, beginning net assets has been restated to include this loan.

These restatements had the following effect on beginning net assets:

	Governmental Activities
Net Assets, December 31, 2007	\$ 30,760,450
Restatement for OPWC Loan	\$ (69,556)
Restatement for correction of accretion	117,712
Restated Net Assets, January 1, 2008	<u>\$ 30,808,606</u>

**Combining Statements and
Individual Fund Schedules**

This Page is Intentionally Left Blank.

City of Amherst, Ohio

Combining Statements Nonmajor Governmental Funds

Nonmajor Special Revenue Funds

To account for the proceeds of specific revenue sources (other than amounts relating to major capital projects that are legally restricted to expenditures for specified purposes).

State Highway Fund

To account for that portion of the State gasoline tax and motor vehicle registration fees designated for maintenance and repair of State highways within the City.

Street Maintenance and Repair Permissive Fund

To account for local license fees designated for the maintenance of streets within the City.

Park and Pool Fund

To account for hotel tax monies used to operate the park and pool.

Office on Aging Fund

To account for revenues and expenditures of the Office on Aging.

Planning Commission Fund

To account for the revenue collected from developers for engineering studies of subdivisions and the expenditures the planning commission incurred for those engineering studies.

Park Trust Fund

To account for the impact fees and the interest earned from them to maintain the park.

Assistance to Firefighters Fund

To account for Federal grant monies for the purchase of materials and supplies for the Amherst fire department.

EMS Training and Equipment Fund

To account for funds from the State Board of EMS for training, patient care and research.

Cable Television Fund

To account for the revenues received from Media One and the expenditures incurred running the cable station.

Sobriety Checkpoint Fund

To account for State monies used to pay for labor and equipment to perform sobriety checkpoints on highways in Amherst.

Law Enforcement Fund

To account for monies received from the Federal Law Enforcement Agencies designated for law enforcement related purposes, as required by the Ohio Revised Code.

(Continued)

City of Amherst, Ohio

Combining Statements Nonmajor Governmental Funds

Nonmajor Special Revenue Funds (Continued)

Drug Law Enforcement Fund

To account for the portion of the fine money awarded to the City as a result of a drug conviction and earmarked for drug law enforcement.

DUI Enforcement Fund

To account for fines for DUI convictions awarded by the court which may be used for enforcement, education, or equipment relating to the DUI enforcement laws.

DARE Grant Fund

To account for Federal grant monies the City received to provide drug abuse resistance educational services to youth.

Bullet Proof Vest Fund

To account for the Federal grant monies to purchase bullet proof vests for officers.

Disabled Parking Fund

To account for fines received for parking in disabled parking spots.

Local Law Enforcement Fund

To account for monies seized from criminals by law enforcement officials in the course of their work and restricted by State statute, for drug enforcement, education, or equipment pertaining to drug or controlled substance enforcement.

Traffic Safety Grant Fund

To account for State monies and expenditures attributable for the study of traffic safety.

Recycling Fund

To account for grant monies received from the Lorain County Solid Waste District for recycling projects.

CDBG Downtown Fund

To account for Federal grant monies designated for downtown restoration.

Housing Program Fund

To account for funds returned from homeowners from the original Community Housing Improvement Projects.

City of Amherst, Ohio

Combining Statements Nonmajor Governmental Funds

(Continued)

Nonmajor Debt Service Fund

The debt service fund is used to account for the accumulation of resources for, and the payment of, general long-term and special assessment principal, interest, and related costs.

General Obligation Bond Retirement Fund

This fund accounts for transfers in and tax levies that are utilized for the repayment of general obligation debt.

Nonmajor Capital Projects Funds

Capital projects funds are established to account for financial resources to be used for the construction or acquisition of major capital facilities (other than those financed by proprietary funds.)

Fire Apparatus Levy Fund

To account for the money collected from the Fire Apparatus Levy and intended to be spent for capital improvements in the fire department.

CDBG Improvements Fund

To account for federal grant monies designated for community development within the City and the restoration of City Hall.

Permanent Improvement Fund

To account for the cost of various expenditures for various permanent improvements.

State Issue II

To account for the cost of various expenditures for State Issue II projects.

City Hall Auditorium Fund

To account for renovations and improvements to the City Hall Auditorium.

City of Amherst, Ohio

Combining Balance Sheet Nonmajor Governmental Funds

December 31, 2008

	Nonmajor Special Revenue Funds	Nonmajor Debt Service Fund	Nonmajor Capital Projects Funds	Total Nonmajor Governmental Funds
Assets:				
Equity in pooled cash and investments	\$ 1,364,144	\$ 416,397	\$ 871,424	\$ 2,651,965
Interfund receivable	-	-	209,073	209,073
Accounts receivable	55,766	-	-	55,766
Intergovernmental receivable	27,327	17,259	14,288	58,874
Prepaid items	3,741	-	-	3,741
Property taxes receivable	7,105	209,846	263,882	480,833
Total assets	<u>\$ 1,458,083</u>	<u>\$ 643,502</u>	<u>\$ 1,358,667</u>	<u>\$ 3,460,252</u>
Liabilities and fund balances:				
Liabilities:				
Accounts payable	\$ 13,876	\$ -	42,316	\$ 56,192
Accrued wages and benefits payable	4,295	-	-	4,295
Interfund payable	24,541	-	73,795	98,336
Intergovernmental payable	5,154	-	-	5,154
Deferred revenue	17,516	227,105	278,170	522,791
Total liabilities	<u>65,382</u>	<u>227,105</u>	<u>394,281</u>	<u>686,768</u>
Fund balances:				
Reserved for encumbrances	35,074	-	71,260	106,334
Unreserved; undesignated, reported in:				
Special revenue funds	1,357,627	-	-	1,357,627
Debt service fund	-	416,397	-	416,397
Capital projects funds	-	-	893,126	893,126
Total fund balances	<u>1,392,701</u>	<u>416,397</u>	<u>964,386</u>	<u>2,773,484</u>
Total liabilities and fund balances	<u>\$ 1,458,083</u>	<u>\$ 643,502</u>	<u>\$ 1,358,667</u>	<u>\$ 3,460,252</u>

City of Amherst, Ohio

Combining Statement of Revenues, Expenditures and Changes in Fund Balances Nonmajor Governmental Funds

For the Year Ended December 31, 2008

	Nonmajor Special Revenue Funds	Nonmajor Debt Service Fund	Nonmajor Capital Projects Funds	Total Nonmajor Governmental Funds
Revenues:				
Property taxes	\$ 7,105	\$ 209,100	\$ 243,397	\$ 459,602
Intergovernmental	508,877	28,520	67,912	605,309
Charges for services	145,214	-	-	145,214
Fees, licenses and permits	2,189	-	-	2,189
Fines and forfeitures	4,282	-	-	4,282
Investment earnings	1,809	-	6,997	8,806
Contributions and donations	10,369	-	-	10,369
Miscellaneous	87,125	8,402	7,208	102,735
Total revenues	<u>766,970</u>	<u>246,022</u>	<u>325,514</u>	<u>1,338,506</u>
Expenditures:				
Current:				
General government	231,878	-	61,206	293,084
Security of persons and property	48,423	-	5,245	53,668
Public health and welfare	129,235	-	-	129,235
Transportation	69,100	-	-	69,100
Community development	42,080	-	35,575	77,655
Leisure time activities	189,928	-	-	189,928
Capital outlay	6,444	-	83,741	90,185
Debt service:				
Principal retirement	-	205,000	-	205,000
Interest and fiscal charges	-	84,831	-	84,831
Total expenditures	<u>717,088</u>	<u>289,831</u>	<u>185,767</u>	<u>1,192,686</u>
Excess of revenues over (under) expenditures	<u>49,882</u>	<u>(43,809)</u>	<u>139,747</u>	<u>145,820</u>
Other financing sources (uses):				
Transfers in	<u>85,000</u>	<u>-</u>	<u>-</u>	<u>85,000</u>
Total other financing sources (uses)	<u>85,000</u>	<u>-</u>	<u>-</u>	<u>85,000</u>
Net change in fund balances	134,882	(43,809)	139,747	230,820
Fund balances at beginning of year	<u>1,257,819</u>	<u>460,206</u>	<u>824,639</u>	<u>2,542,664</u>
Fund balances at end of year	<u>\$ 1,392,701</u>	<u>\$ 416,397</u>	<u>\$ 964,386</u>	<u>\$ 2,773,484</u>

City of Amherst, Ohio

Combining Balance Sheet Nonmajor Special Revenue Funds

December 31, 2008

	State Highway	Street Maintenance and Repair Permissive	Park and Pool	Office on Aging
Assets:				
Equity in pooled cash and investments	\$ 18,962	\$ 214,835	\$ 43,626	\$ 73,139
Accounts receivable	-	-	15,520	882
Property and other local taxes receivable	-	-	7,105	-
Intergovernmental receivable	20,800	4,847	-	-
Prepaid items	-	-	2,444	798
Total assets	\$ 39,762	\$ 219,682	\$ 68,695	\$ 74,819
Liabilities and fund balances:				
Liabilities:				
Accounts payable	\$ 88	\$ -	\$ 1,072	\$ 1,911
Accrued wages and benefits payable	-	-	959	3,336
Interfund payable	-	19,807	-	-
Intergovernmental payable	-	-	2,810	2,344
Deferred revenue	17,516	-	-	-
Total liabilities	17,604	19,807	4,841	7,591
Fund balances:				
Reserved for encumbrances	2,808	-	1,046	4,342
Unreserved; undesignated (deficit)	19,350	199,875	62,808	62,886
Total fund balances (deficit)	22,158	199,875	63,854	67,228
Total liabilities and fund balances	\$ 39,762	\$ 219,682	\$ 68,695	\$ 74,819

Planning Commission	Park Trust	Assistance to Firefighters	EMS Training & Equipment	Cable Television	Sobriety Checkpoint
\$ 243,147	\$ 180,345	\$ -	\$ 1,453	\$ 524,543	\$ 294
-	-	-	-	38,746	-
-	-	-	-	-	-
-	-	-	-	-	-
-	-	-	-	499	-
<u>\$ 243,147</u>	<u>\$ 180,345</u>	<u>\$ -</u>	<u>\$ 1,453</u>	<u>\$ 563,788</u>	<u>\$ 294</u>
\$ -	\$ -	\$ -	\$ -	\$ 8,470	\$ -
-	-	-	-	-	-
-	-	1,489	-	-	-
-	-	-	-	-	-
-	-	-	-	-	-
-	-	1,489	-	8,470	-
6,563	1,423	-	-	16,692	295
<u>236,584</u>	<u>178,922</u>	<u>(1,489)</u>	<u>1,453</u>	<u>538,626</u>	<u>(1)</u>
<u>243,147</u>	<u>180,345</u>	<u>(1,489)</u>	<u>1,453</u>	<u>555,318</u>	<u>294</u>
<u>\$ 243,147</u>	<u>\$ 180,345</u>	<u>\$ -</u>	<u>\$ 1,453</u>	<u>\$ 563,788</u>	<u>\$ 294</u>

City of Amherst, Ohio

Combining Balance Sheet Nonmajor Special Revenue Funds (Continued)

December 31, 2008

	Law Enforcement	Drug Law Enforcement	DUI Enforcement	DARE Grant	Bullet Proof Vest	Disabled Parking
Assets:						
Equity in pooled cash and investments	\$ 20,423	\$ 936	\$ 6,436	\$ 1,503	\$ 1,798	\$ 250
Accounts receivable	200	-	418	-	-	-
Property and other local taxes receivable	-	-	-	-	-	-
Intergovernmental receivable	-	-	-	-	-	-
Prepaid items	-	-	-	-	-	-
Total assets	\$ 20,623	\$ 936	\$ 6,854	\$ 1,503	\$ 1,798	\$ 250
Liabilities and fund balances:						
Liabilities:						
Accounts payable	\$ -	\$ -	\$ 2,335	\$ -	\$ -	\$ -
Accrued wages and benefits payable	-	-	-	-	-	-
Interfund payable	-	-	-	-	-	-
Intergovernmental payable	-	-	-	-	-	-
Deferred revenue	-	-	-	-	-	-
Total liabilities	-	-	2,335	-	-	-
Fund balances:						
Reserved for encumbrances	1,566	-	-	-	-	-
Unreserved; undesignated (deficit)	19,057	936	4,519	1,503	1,798	250
Total fund balances (deficit)	20,623	936	4,519	1,503	1,798	250
Total liabilities and fund balances	\$ 20,623	\$ 936	\$ 6,854	\$ 1,503	\$ 1,798	\$ 250

Local Law Enforcement	Traffic Safety Grant	Recycling	CDBG Downtown	Housing Program	Total Nonmajor Special Revenue Funds
\$ 54	\$ 389	\$ 87	\$ -	\$ 31,924	\$ 1,364,144
-	-	-	-	-	55,766
-	-	-	-	-	7,105
-	-	-	1,680	-	27,327
-	-	-	-	-	3,741
<u>\$ 54</u>	<u>\$ 389</u>	<u>\$ 87</u>	<u>\$ 1,680</u>	<u>\$ 31,924</u>	<u>1,458,083</u>
\$ -	\$ -	\$ -	\$ -	\$ -	\$ 13,876
-	-	-	-	-	4,295
-	-	-	3,245	-	24,541
-	-	-	-	-	5,154
-	-	-	-	-	17,516
-	-	-	3,245	-	65,382
-	339	-	-	-	35,074
54	50	87	(1,565)	31,924	1,357,627
54	389	87	(1,565)	31,924	1,392,701
<u>\$ 54</u>	<u>\$ 389</u>	<u>\$ 87</u>	<u>\$ 1,680</u>	<u>\$ 31,924</u>	<u>\$ 1,458,083</u>

City of Amherst, Ohio

Combining Statement of Revenues, Expenditures and Changes in Fund Balances Nonmajor Special Revenue Funds

For the Year Ended December 31, 2008

	State Highway	Street Maintenance and Repair Permissive	Park and Pool	Office on Aging
Revenues:				
Intergovernmental	\$ 40,989	\$ 63,660	\$ 38,867	\$ 21,090
Charges for services	-	-	92,826	32,788
Fees, licenses and permits	-	-	-	-
Fines and forfeitures	-	-	-	-
Investment earnings	-	-	-	952
Property and other local taxes	-	-	7,105	-
Contributions and donations	-	-	-	3,202
Miscellaneous	-	-	19,504	231
Total revenues	40,989	63,660	158,302	58,263
Expenditures:				
Current:				
General government	58	-	-	-
Security of persons and property	-	-	-	-
Public health and welfare	-	-	-	129,235
Transportation	44,173	24,927	-	-
Community development	-	-	-	-
Leisure time activities	-	-	162,980	-
Capital outlay	-	-	550	1,166
Debt Service:				
Principal retirement	-	-	-	-
Interest and fiscal charges	-	-	-	-
Total expenditures	44,231	24,927	163,530	130,401
Excess of revenues over (under) expenditures	(3,242)	38,733	(5,228)	(72,138)
Other financing sources (uses):				
Transfers in	-	-	-	85,000
Total other financing sources (uses)	-	-	-	85,000
Net change in fund balances	(3,242)	38,733	(5,228)	12,862
Fund balances at beginning of year	25,400	161,142	69,082	54,366
Fund balances at end of year	\$ 22,158	\$ 199,875	\$ 63,854	\$ 67,228

Planning Commission	Park Trust	Assistance to Firefighters	EMS Training & Equipment	Cable Television	Sobriety Checkpoint
\$ -	\$ -	\$ -	\$ 1,000	\$ 149,779	\$ -
11,000	-	-	-	8,600	-
-	-	-	-	2,189	-
-	-	-	-	-	-
-	-	-	-	-	-
-	7,167	-	-	-	-
-	34,433	28,321	-	-	-
<u>11,000</u>	<u>41,600</u>	<u>28,321</u>	<u>1,000</u>	<u>160,568</u>	<u>-</u>
-	-	-	-	111,802	-
-	-	29,812	2,521	-	-
-	-	-	-	-	-
6,047	-	-	-	-	-
-	26,948	-	-	-	-
-	-	-	-	4,728	-
-	-	-	-	-	-
-	-	-	-	-	-
<u>6,047</u>	<u>26,948</u>	<u>29,812</u>	<u>2,521</u>	<u>116,530</u>	<u>-</u>
<u>4,953</u>	<u>14,652</u>	<u>(1,491)</u>	<u>(1,521)</u>	<u>44,038</u>	<u>-</u>
-	-	-	-	-	-
-	-	-	-	-	-
4,953	14,652	(1,491)	(1,521)	44,038	-
<u>238,194</u>	<u>165,693</u>	<u>2</u>	<u>2,974</u>	<u>511,280</u>	<u>294</u>
<u>\$ 243,147</u>	<u>\$ 180,345</u>	<u>\$ (1,489)</u>	<u>\$ 1,453</u>	<u>\$ 555,318</u>	<u>\$ 294</u>

City of Amherst, Ohio

Combining Statement of Revenues, Expenditures and Changes in Fund Balances Nonmajor Special Revenue Funds (Continued)

For the Year Ended December 31, 2008

	Law Enforcement	Drug Law Enforcement	DUI Enforcement	DARE Grant
Revenues:				
Intergovernmental	\$ -	\$ -	\$ -	\$ -
Charges for services	-	-	-	-
Fees, licenses and permits	-	-	-	-
Fines and forfeitures	200	311	3,771	-
Investment earnings	-	-	-	-
Property taxes	-	-	-	-
Contributions and donations	-	-	-	-
Miscellaneous	4,636	-	-	-
Total revenues	4,836	311	3,771	-
Expenditures:				
Current:				
General government	-	-	-	-
Security of persons and property	6,505	-	8,935	-
Public health and welfare	-	-	-	-
Transportation	-	-	-	-
Community development	-	-	-	-
Leisure time activities	-	-	-	-
Capital outlay	-	-	-	-
Debt Service:				
Principal retirement	-	-	-	-
Interest and fiscal charges	-	-	-	-
Total expenditures	6,505	-	8,935	-
Excess of revenues over (under) expenditures	(1,669)	311	(5,164)	-
Other financing sources (uses):				
Transfers in	-	-	-	-
Total other financing sources (uses)	-	-	-	-
Net change in fund balances	(1,669)	311	(5,164)	-
Fund balances at beginning of year	22,292	625	9,683	1,503
Fund balances at end of year	\$ 20,623	\$ 936	\$ 4,519	\$ 1,503

Bullet Proof Vest	Disabled Parking	Local Law Enforcement	Traffic Safety Grant	Recycling	CDBG Downtown	Housing Program	Total Nonmajor Special Revenue Funds
\$ 284	\$ -	\$ -	\$ -	\$ 120,000	\$ 73,208	\$ -	\$ 508,877
-	-	-	-	-	-	-	145,214
-	-	-	-	-	-	-	2,189
-	-	-	-	-	-	-	4,282
-	-	-	-	-	-	857	1,809
-	-	-	-	-	-	-	7,105
-	-	-	-	-	-	-	10,369
-	-	-	-	-	-	-	87,125
<u>284</u>	<u>-</u>	<u>-</u>	<u>-</u>	<u>120,000</u>	<u>73,208</u>	<u>857</u>	<u>766,970</u>
-	-	-	-	120,018	-	-	231,878
-	-	-	650	-	-	-	48,423
-	-	-	-	-	-	-	129,235
-	-	-	-	-	-	-	69,100
-	-	-	-	-	36,033	-	42,080
-	-	-	-	-	-	-	189,928
-	-	-	-	-	-	-	6,444
-	-	-	-	-	-	-	-
-	-	-	-	-	-	-	-
<u>-</u>	<u>-</u>	<u>-</u>	<u>650</u>	<u>120,018</u>	<u>36,033</u>	<u>-</u>	<u>717,088</u>
<u>284</u>	<u>-</u>	<u>-</u>	<u>(650)</u>	<u>(18)</u>	<u>37,175</u>	<u>857</u>	<u>49,882</u>
<u>-</u>	<u>-</u>	<u>-</u>	<u>-</u>	<u>-</u>	<u>-</u>	<u>-</u>	<u>85,000</u>
<u>-</u>	<u>-</u>	<u>-</u>	<u>-</u>	<u>-</u>	<u>-</u>	<u>-</u>	<u>85,000</u>
<u>284</u>	<u>-</u>	<u>-</u>	<u>(650)</u>	<u>(18)</u>	<u>37,175</u>	<u>857</u>	<u>134,882</u>
<u>1,514</u>	<u>250</u>	<u>54</u>	<u>1,039</u>	<u>105</u>	<u>(38,740)</u>	<u>31,067</u>	<u>1,257,819</u>
<u>\$ 1,798</u>	<u>\$ 250</u>	<u>\$ 54</u>	<u>\$ 389</u>	<u>\$ 87</u>	<u>\$ (1,565)</u>	<u>\$ 31,924</u>	<u>\$ 1,392,701</u>

City of Amherst, Ohio

Combining Balance Sheet Nonmajor Capital Projects Funds

December 31, 2008

	Fire Apparatus Levy	CDBG Improvements	Permanent Improvement
Assets:			
Equity in pooled cash and investments	\$ 601,672	\$ 1,385	\$ 4,693
Interfund Receivable	1,489	-	-
Intergovernmental receivable	14,288	-	-
Property taxes receivable	263,882	-	-
Total assets	<u>\$ 881,331</u>	<u>\$ 1,385</u>	<u>\$ 4,693</u>
Liabilities and fund balances:			
Liabilities:			
Accounts payable	\$ 6,741	\$ -	\$ -
Interfund payable	-	-	-
Deferred revenue	278,170	-	-
Total liabilities	<u>284,911</u>	<u>-</u>	<u>-</u>
Fund balances:			
Reserved for encumbrances	12,940	-	-
Unreserved; undesignated	583,480	1,385	4,693
Total fund balances	<u>596,420</u>	<u>1,385</u>	<u>4,693</u>
Total liabilities and fund balances	<u>\$ 881,331</u>	<u>\$ 1,385</u>	<u>\$ 4,693</u>

State Issue II	City Hall Auditorium	Total Nonmajor Capital Projects Funds
\$ 46,239	\$ 217,435	\$ 871,424
207,584		209,073
-	-	14,288
-	-	263,882
<u>\$ 253,823</u>	<u>\$ 217,435</u>	<u>\$ 1,358,667</u>
\$ -	\$ 35,575	\$ 42,316
73,795	-	73,795
-	-	278,170
<u>73,795</u>	<u>35,575</u>	<u>394,281</u>
750	57,570	71,260
179,278	124,290	893,126
<u>180,028</u>	<u>181,860</u>	<u>964,386</u>
<u>\$ 253,823</u>	<u>\$ 217,435</u>	<u>\$ 1,358,667</u>

City of Amherst, Ohio

Combining Statement of Revenues, Expenditures and Changes in Fund Balances Nonmajor Capital Projects Funds

For the Year Ended December 31, 2008

	Fire Apparatus Levy	CDBG Improvements	Permanent Improvement
Revenues:			
Property taxes	\$ 243,397	\$ -	\$ -
Intergovernmental	33,912	-	-
Investment earnings	-	-	-
Miscellaneous	-	-	-
Total revenues	<u>277,309</u>	<u>-</u>	<u>-</u>
Expenditures:			
General government	50,892	-	1,289
Security of persons and property	5,245	-	-
Community and economic development	-	-	-
Capital outlay	<u>20,116</u>	<u>-</u>	<u>-</u>
Total expenditures	<u>76,253</u>	<u>-</u>	<u>1,289</u>
Net change in fund balances	201,056	-	(1,289)
Fund balances at beginning of year	<u>395,364</u>	<u>1,385</u>	<u>5,982</u>
Fund balances at end of year	<u>\$ 596,420</u>	<u>\$ 1,385</u>	<u>\$ 4,693</u>

State Issue II	City Hall Auditorium	North Lake Street Tunnel	Total Nonmajor Capital Projects Funds
\$ -	\$ -	\$ -	\$ 243,397
-	34,000	-	67,912
-	6,997	-	6,997
<u>7,208</u>	<u>-</u>	<u>-</u>	<u>7,208</u>
<u>7,208</u>	<u>40,997</u>	<u>-</u>	<u>325,514</u>
-	9,025	-	61,206
-	-	-	5,245
-	35,575	-	35,575
<u>-</u>	<u>63,625</u>	<u>-</u>	<u>83,741</u>
<u>-</u>	<u>108,225</u>	<u>-</u>	<u>185,767</u>
7,208	(67,228)	-	139,747
<u>172,820</u>	<u>249,088</u>	<u>-</u>	<u>824,639</u>
<u>\$ 180,028</u>	<u>\$ 181,860</u>	<u>\$ -</u>	<u>\$ 964,386</u>

City of Amherst, Ohio

Combining Statements Fiduciary Funds

Fiduciary Funds

Fiduciary fund reporting focuses on net assets and changes in net assets. The fiduciary fund category is split into four classifications: pension trust funds, investment trust funds, private purpose trust funds and agency funds. Trust funds are used to account for assets held by the City under a trust agreement for individuals, private organizations, or other governments and are therefore not available to support the City's own programs. Agency funds are purely custodial (assets equal liabilities) and thus do not involve measurement of results of operations.

Private Purpose Trust Fund

Cemetery Trust Fund

To account for the perpetual care and maintenance of an individual family's burial plots in the City's cemetery through an endowment.

Agency Funds

Street Openings Fund

To account for monies collected and disbursed for a bond and permit fee to assure repair of streets opened for repairs or tap-ins.

Building Standards Assessment Fund

To account for the collection and disbursement of the three percent assessment fee required on all commercial building permits. This three percent fee is remitted to the State Board of Building Standards monthly.

Joint Ambulance District Fund

To account for the collection and disbursement of Joint Ambulance District monies. The City functions as fiscal agent for the Joint Ambulance District.

Developer's Deposits and Fees Fund

To account for deposits made by developers which are held in escrow by the City until the developments are completed.

City of Amherst, Ohio

Combining Statement of Assets and Liabilities Agency Funds

December 31, 2008

	<u>Street Openings</u>	<u>Building Standards Assessment</u>	<u>Joint Ambulance District</u>	<u>Developer's Deposits and Fees</u>	<u>Total</u>
Assets:					
Equity in pooled cash and investments	\$ 14,322	\$ 790	\$ -	\$ 30,501	\$ 45,613
Cash and cash equivalents in segregated accounts	<u>-</u>	<u>-</u>	<u>10,968</u>	<u>-</u>	<u>10,968</u>
Total Assets	<u>\$ 14,322</u>	<u>\$ 790</u>	<u>\$ 10,968</u>	<u>\$ 30,501</u>	<u>\$ 56,581</u>
Liabilities:					
Undistributed monies	\$ 6,045	\$ -	\$ -	\$ -	\$ 6,045
Deposits held and due to others	<u>8,277</u>	<u>790</u>	<u>10,968</u>	<u>30,501</u>	<u>50,536</u>
Total Liabilities	<u>\$ 14,322</u>	<u>\$ 790</u>	<u>\$ 10,968</u>	<u>\$ 30,501</u>	<u>\$ 56,581</u>

City of Amherst, Ohio

Combining Statement of Changes in Assets and Liabilities Agency Funds

For the Year Ended December 31, 2008

	Balance December 31, 2007	Additions	Deductions	Balance December 31, 2008
Street Openings				
Assets:				
Equity in pooled cash and investments	\$ 12,297	\$ 2,025	\$ -	\$ 14,322
Liabilities:				
Undistributed Monies	\$ 4,020	\$ 2,025	\$ -	\$ 6,045
Deposits held and due to others	8,277	-	-	8,277
Total liabilities	\$ 12,297	\$ 2,025	\$ -	\$ 14,322
Building Standards Assessment				
Assets:				
Equity in pooled cash and investments	\$ 1,334	\$ 2,568	\$ 3,112	\$ 790
Liabilities:				
Deposits held and due to others	\$ 1,334	\$ 2,568	\$ 3,112	\$ 790
Joint ambulance district				
Assets:				
Cash and cash equivalents in segregated accounts	\$ 2,489	\$ 10,968	\$ 2,489	\$ 10,968
Liabilities:				
Deposits held and due to others	\$ 2,489	\$ 10,968	\$ 2,489	\$ 10,968
Developer's Deposits and Fees				
Assets:				
Equity in pooled cash and investments	\$ 46,541	\$ 11,627	\$ 27,667	\$ 30,501
Liabilities:				
Deposits held and due to others	\$ 46,541	\$ 11,627	\$ 27,667	\$ 30,501
Totals - All Agency Funds				
Assets:				
Equity in pooled cash and investments	\$ 60,172	\$ 16,220	\$ 30,779	\$ 45,613
Cash and cash equivalents in segregated accounts	2,489	10,968	2,489	10,968
Total assets	\$ 62,661	\$ 27,188	\$ 33,268	\$ 56,581
Liabilities:				
Undistributed monies	\$ 4,020	\$ 2,025	\$ -	\$ 6,045
Deposits held and due to others	58,641	25,163	33,268	50,536
Total liabilities	\$ 62,661	\$ 27,188	\$ 33,268	\$ 56,581

**Individual Fund
Schedules of Revenues, Expenditures/Expenses and
Changes in Fund Balances/Equity –
Budget (Non-GAAP Basis) and Actual**

City of Amherst, Ohio

Schedule of Revenues, Expenditures and Changes In Fund Balance - Budget (Non-GAAP Basis) and Actual

General Fund

For The Year Ended December 31, 2008

	Original Budget	Final Budget	Actual	Variance with Final Budget Positive (Negative)
Revenues:				
Property taxes	\$ 770,000	\$ 765,000	\$ 896,861	\$ 131,861
Income taxes	1,910,000	2,125,661	2,206,006	80,345
Intergovernmental	502,500	502,500	713,545	211,045
Charges for services	81,000	81,000	102,931	21,931
Fines and forfeitures	55,000	55,000	71,645	16,645
Fees, licenses and permits	208,000	208,000	155,781	(52,219)
Contributions and donations	-	-	7,740	7,740
Interest	600,000	600,000	502,538	(97,462)
Miscellaneous	40,000	40,000	65,993	25,993
Total revenues	<u>4,166,500</u>	<u>4,377,161</u>	<u>4,723,040</u>	<u>345,879</u>
Expenditures:				
Current operations and maintenance:				
General Government:				
Mayor's office				
Salaries and wages	92,500	92,500	91,726	774
Fringe benefits	22,500	20,500	18,748	1,752
Materials and supplies	3,000	3,142	2,002	1,140
Contractual services	11,100	9,289	7,608	1,681
Total mayor's office	<u>129,100</u>	<u>125,431</u>	<u>120,084</u>	<u>5,347</u>
Safety services				
Salaries and wages	17,000	17,000	17,000	-
Fringe benefits	3,800	3,800	3,133	667
Materials and supplies	1,200	200	100	100
Contractual services	68,700	45,617	23,620	21,997
Total safety services	<u>90,700</u>	<u>66,617</u>	<u>43,853</u>	<u>22,764</u>
City council				
Salaries and wages	70,000	70,000	66,484	3,516
Fringe benefits	17,200	17,200	13,094	4,106
Materials and supplies	3,000	3,466	2,429	1,037
Contractual services	23,050	38,485	18,213	20,272
Total city council	<u>113,250</u>	<u>129,151</u>	<u>100,220</u>	<u>28,931</u>

(continued)

City of Amherst, Ohio

Schedule of Revenues, Expenditures and Changes In Fund Balance -
Budget (Non-GAAP Basis) and Actual

General Fund (continued)

For The Year Ended December 31, 2008

	<u>Original Budget</u>	<u>Final Budget</u>	<u>Actual</u>	Variance with Final Budget Positive (Negative)
Auditor				
Salaries and wages	99,500	99,500	80,796	18,704
Fringe benefits	36,600	34,600	28,779	5,821
Materials and supplies	8,000	8,697	4,511	4,186
Contractual services	56,900	56,155	40,679	15,476
Capital outlay	4,000	4,000	-	4,000
Total auditor	<u>205,000</u>	<u>202,952</u>	<u>154,765</u>	<u>48,187</u>
Treasurer				
Salaries and wages	56,700	56,700	54,468	2,232
Fringe benefits	20,400	20,400	16,891	3,509
Materials and supplies	6,000	6,429	3,195	3,234
Contractual services	17,300	19,336	7,947	11,389
Total treasurer	<u>100,400</u>	<u>102,865</u>	<u>82,501</u>	<u>20,364</u>
Law Director				
Salaries and wages	136,500	136,500	136,121	379
Fringe benefits	32,000	30,100	27,446	2,654
Contractual services	35,000	43,900	42,044	1,856
Total law director	<u>203,500</u>	<u>210,500</u>	<u>205,611</u>	<u>4,889</u>
City hall				
Materials and supplies	7,500	7,500	277	7,223
Contractual services	15,000	17,704	12,470	5,234
Total city hall	<u>22,500</u>	<u>25,204</u>	<u>12,747</u>	<u>12,457</u>
Civil service commission				
Salaries and wages	2,300	2,300	2,232	68
Fringe benefits	600	600	398	202
Materials and supplies	250	250	100	150
Contractual services	3,250	3,338	1,670	1,668
Total civil service commission	<u>6,400</u>	<u>6,488</u>	<u>4,400</u>	<u>2,088</u>

(continued)

City of Amherst, Ohio

Schedule of Revenues, Expenditures and Changes In Fund Balance -
Budget (Non-GAAP Basis) and Actual

General Fund (continued)

For The Year Ended December 31, 2008

	Original Budget	Final Budget	Actual	Variance with Final Budget Positive (Negative)
Income tax department				
Salaries and wages	50,250	50,250	43,770	6,480
Fringe benefits	29,850	29,850	25,845	4,005
Materials and supplies	13,438	13,438	9,799	3,639
Contractual services	34,305	54,015	19,526	34,489
Refunds and reimbursements	60,000	60,000	34,600	25,400
Total income tax department	<u>187,843</u>	<u>207,553</u>	<u>133,540</u>	<u>74,013</u>
Downtown director				
Contractual services	30,000	30,000	27,500	2,500
Total downtown director	<u>30,000</u>	<u>30,000</u>	<u>27,500</u>	<u>2,500</u>
Amherst office building				
Materials and supplies	5,000	5,294	2,397	2,897
Contractual services	7,000	8,500	5,910	2,590
Total Amherst office building	<u>12,000</u>	<u>13,794</u>	<u>8,307</u>	<u>5,487</u>
Miscellaneous				
Fringe benefits		1,000	853	147
Contractual services	56,700	49,200	45,345	3,855
Capital outlay		6,500	-	6,500
Total miscellaneous	<u>56,700</u>	<u>56,700</u>	<u>46,198</u>	<u>10,502</u>
Total general government	<u>1,157,393</u>	<u>1,177,255</u>	<u>939,726</u>	<u>237,529</u>
Security of persons and property:				
Police department				
Salaries and wages	1,733,000	1,823,000	1,779,454	43,546
Fringe benefits	840,000	844,957	821,883	23,074
Materials and supplies	204,000	123,810	120,133	3,677
Contractual services	213,000	216,998	199,130	17,868
Capital outlay	70,000	36,533	32,538	3,995
Total police department	<u>3,060,000</u>	<u>3,045,298</u>	<u>2,953,138</u>	<u>92,160</u>

(continued)

City of Amherst, Ohio

Schedule of Revenues, Expenditures and Changes In Fund Balance -
Budget (Non-GAAP Basis) and Actual

General Fund (continued)

For The Year Ended December 31, 2008

	Original Budget	Final Budget	Actual	Variance with Final Budget Positive (Negative)
Fire department				
Salaries and wages	355,500	355,800	325,687	30,113
Fringe benefits	94,800	91,000	77,337	13,663
Materials and supplies	14,500	18,500	15,722	2,778
Contractual services	67,100	60,700	53,609	7,091
Capital outlay	1,000	-	-	-
Total fire department	<u>532,900</u>	<u>526,000</u>	<u>472,355</u>	<u>53,645</u>
Total security of persons and property	<u>3,592,900</u>	<u>3,571,298</u>	<u>3,425,493</u>	<u>145,805</u>
Public health and welfare				
Cemetery				
Materials and supplies	22,000	900	-	900
Contractual services	1,000	16,100	15,034	1,066
Total cemetery	<u>23,000</u>	<u>17,000</u>	<u>15,034</u>	<u>1,966</u>
County health district				
Contractual services	43,000	45,000	44,945	55
Total county health district	<u>43,000</u>	<u>45,000</u>	<u>44,945</u>	<u>55</u>
Total public health and welfare	<u>66,000</u>	<u>62,000</u>	<u>59,979</u>	<u>2,021</u>
Community development				
Building inspector				
Salaries and wages	142,500	143,500	132,790	10,710
Fringe benefits	62,825	68,220	53,106	15,114
Materials and supplies	2,300	4,300	1,950	2,350
Contractual services	42,050	49,495	36,522	12,973
Total building inspector	<u>249,675</u>	<u>265,515</u>	<u>224,368</u>	<u>41,147</u>

(continued)

City of Amherst, Ohio

Schedule of Revenues, Expenditures and Changes In Fund Balance -
Budget (Non-GAAP Basis) and Actual

General Fund (continued)

For The Year Ended December 31, 2008

	Original Budget	Final Budget	Actual	Variance with Final Budget Positive (Negative)
Planning commission				
Salaries and wages	5,500	5,500	2,844	2,656
Fringe benefits	1,600	1,600	598	1,002
Materials and supplies	250	250	248	2
Contractual services	400	400	233	167
Total planning commission	<u>7,750</u>	<u>7,750</u>	<u>3,923</u>	<u>3,827</u>
Board of zoning appeals				
Materials and supplies	300	300	298	2
Contractual services	1,600	1,600	955	645
Total board of zoning appeals	<u>1,900</u>	<u>1,900</u>	<u>1,253</u>	<u>647</u>
Total community development	<u>259,325</u>	<u>275,165</u>	<u>229,544</u>	<u>45,621</u>
Total expenditures	<u>5,075,618</u>	<u>5,085,718</u>	<u>4,654,742</u>	<u>430,976</u>
Excess of revenues over (under) expenditures	<u>(909,118)</u>	<u>(708,557)</u>	<u>68,298</u>	<u>776,855</u>
Other financing sources (uses):				
Sale of capital assets	5,000	5,000	50,718	45,718
Transfers in	1,980,000	1,980,000	1,969,898	(10,102)
Advances in	-	-	96,755	96,755
Transfers out	<u>(2,777,000)</u>	<u>(2,775,000)</u>	<u>(2,554,898)</u>	<u>220,102</u>
Total other financing sources (uses)	<u>(792,000)</u>	<u>(790,000)</u>	<u>(437,527)</u>	<u>352,473</u>
Net change in fund balance	(1,701,118)	(1,498,557)	(369,229)	1,129,328
Fund balance at beginning of year	1,830,757	1,830,757	1,830,757	-
Prior year encumbrances appropriated	<u>82,543</u>	<u>82,543</u>	<u>82,543</u>	<u>-</u>
Fund balance at end of year	<u>\$ 212,182</u>	<u>\$ 414,743</u>	<u>\$ 1,544,071</u>	<u>\$ 1,129,328</u>

City of Amherst, Ohio

Schedule of Revenues, Expenditures and Changes In Fund Balance -
Budget (Non-GAAP Basis) and Actual

Street Improvement Income Tax Fund

For The Year Ended December 31, 2008

	<u>Original Budget</u>	<u>Final Budget</u>	<u>Actual</u>	<u>Variance with Final Budget Positive (Negative)</u>
Revenues:				
Municipal income tax	\$ 1,905,000	\$ 1,905,000	\$ 2,132,303	\$ 227,303
Intergovernmental	-	-	125,000	125,000
Total revenues	<u>1,905,000</u>	<u>1,905,000</u>	<u>2,257,303</u>	<u>352,303</u>
Expenditures:				
Current operations and maintenance:				
Contractual services	409,058	409,058	238,229	170,829
Capital outlay	3,069,742	3,069,742	2,304,683	765,059
Refunds and reimbursement	50,000	50,000	30,756	19,244
Debt service:				
Principal retirement	94,327	94,327	90,009	4,318
Interest and fiscal charges	45,000	45,000	41,899	3,101
Total expenditures	<u>3,668,127</u>	<u>3,668,127</u>	<u>2,705,576</u>	<u>962,551</u>
Excess of revenues over (under) expenditures	(1,763,127)	(1,763,127)	(448,273)	1,314,854
Other financing sources (uses):				
Transfers in	-	-	187,778	187,778
Transfers out	(250,000)	(250,000)	-	250,000
Advances out	(125,000)	(125,000)	-	125,000
Issuance of OPWC loans	-	-	128,736	128,736
Total other financing sources (uses)	<u>(375,000)</u>	<u>(375,000)</u>	<u>316,514</u>	<u>691,514</u>
Net change in fund balance	(2,138,127)	(2,138,127)	(131,759)	2,006,368
Fund balance at beginning of year	3,271,840	3,271,840	3,271,840	-
Prior year encumbrances appropriated	<u>613,627</u>	<u>613,627</u>	<u>613,627</u>	<u>-</u>
Fund balance at end of year	<u>\$ 1,747,340</u>	<u>\$ 1,747,340</u>	<u>\$ 3,753,708</u>	<u>\$ 2,006,368</u>

City of Amherst, Ohio

Schedule of Revenues, Expenditures and Changes In Fund Balance -
Budget (Non-GAAP Basis) and Actual

Street Maintenance Repair Fund

For The Year Ended December 31, 2008

	Original Budget	Final Budget	Actual	Variance with Final Budget Positive (Negative)
Revenues:				
Intergovernmental	\$ 405,000	\$ 430,000	\$ 513,049	\$ 83,049
Miscellaneous	1,000	1,000	3,748	2,748
Total revenues	<u>406,000</u>	<u>431,000</u>	<u>516,797</u>	<u>85,797</u>
Expenditures:				
Current operations and maintenance:				
Transportation				
Street maintenance and repair				
Salaries and wages	451,105	461,105	459,814	1,291
Fringe benefits	251,509	241,509	215,853	25,656
Contractual services	87,136	87,136	77,065	10,071
Materials and supplies	230,884	230,884	228,390	2,494
Capital outlay	<u>260,000</u>	<u>260,000</u>	<u>149,445</u>	<u>110,555</u>
Total expenditures	<u>1,280,634</u>	<u>1,280,634</u>	<u>1,130,567</u>	<u>150,067</u>
Excess of revenues over (under) expenditures	(874,634)	(849,634)	(613,770)	235,864
Other financing sources (uses):				
Transfers in	<u>500,000</u>	<u>470,000</u>	<u>500,000</u>	<u>30,000</u>
Net change in fund balance	(374,634)	(379,634)	(113,770)	265,864
Fund balance at beginning of year	776,745	776,745	776,745	-
Prior year encumbrances appropriated	<u>49,434</u>	<u>49,434</u>	<u>49,434</u>	<u>-</u>
Fund balance at end of year	<u>\$ 451,545</u>	<u>\$ 446,545</u>	<u>\$ 712,409</u>	<u>\$ 265,864</u>

City of Amherst, Ohio

Schedule of Revenues, Expenses and Changes In Fund Equity - Budget (Non-GAAP Basis) and Actual

Water Fund

For The Year Ended December 31, 2008

	Original Budget	Final Budget	Actual	Variance with Final Budget Positive (Negative)
Revenues:				
Charges for services	\$ 1,716,250	\$ 1,716,250	\$ 1,691,108	\$ (25,142)
Miscellaneous	71,250	71,250	76,998	5,748
Total revenues	<u>1,787,500</u>	<u>1,787,500</u>	<u>1,768,106</u>	<u>(19,394)</u>
Expenses:				
Water operations:				
Salaries and wages	372,375	372,375	317,521	54,854
Fringe benefits	188,917	188,917	155,424	33,493
Contractual services	1,281,174	1,281,174	940,999	340,175
Materials and supplies	156,693	156,693	125,847	30,846
Refunds and reimbursements	10,000	10,000	6,712	3,288
Capital outlay	687,868	687,868	290,652	397,216
Debt service:				
Principal retirement	85,000	85,000	85,000	-
Interest and fiscal charges	68,000	68,000	63,433	4,567
Total expenses	<u>2,850,027</u>	<u>2,850,027</u>	<u>1,985,588</u>	<u>864,439</u>
Net change in fund equity	(1,062,527)	(1,062,527)	(217,482)	845,045
Fund equity at beginning of year	1,287,117	1,287,117	1,287,117	-
Prior year encumbrances appropriated	<u>80,327</u>	<u>80,327</u>	<u>80,327</u>	<u>-</u>
Fund equity at end of year	<u><u>\$ 304,917</u></u>	<u><u>\$ 304,917</u></u>	<u><u>\$ 1,149,962</u></u>	<u><u>\$ 845,045</u></u>

City of Amherst, Ohio

Schedule of Revenues, Expenses and Changes In Fund Equity - Budget (Non-GAAP Basis) and Actual

Sewer Fund

For The Year Ended December 31, 2008

	Original Budget	Final Budget	Actual	Variance with Final Budget Positive (Negative)
Revenues:				
Charges for services	\$ 2,273,750	\$ 2,273,750	\$ 2,353,615	\$ 79,865
Miscellaneous	118,750	118,750	128,445	9,695
Total revenues	<u>2,392,500</u>	<u>2,392,500</u>	<u>2,482,060</u>	<u>89,560</u>
Expenses:				
Sewer operations:				
Salaries and wages	655,500	655,500	564,745	90,755
Fringe benefits	455,930	455,930	246,050	209,880
Contractual services	685,070	685,070	515,574	169,496
Materials and supplies	388,329	388,329	204,794	183,535
Refunds and reimbursements	7,500	7,500	2,734	4,766
Capital outlay	1,871,658	1,871,658	333,618	1,538,040
Debt service:				
Principal retirement	522,000	522,000	514,495	7,505
Interest and fiscal charges	330,000	330,000	321,292	8,708
Total expenses	<u>4,915,987</u>	<u>4,915,987</u>	<u>2,703,302</u>	<u>2,212,685</u>
Net change in fund equity	(2,523,487)	(2,523,487)	(221,242)	2,302,245
Fund equity at beginning of year	3,323,587	3,323,587	3,323,587	-
Prior year encumbrances appropriated	<u>206,487</u>	<u>206,487</u>	<u>206,487</u>	<u>-</u>
Fund equity at end of year	<u><u>\$ 1,006,587</u></u>	<u><u>\$ 1,006,587</u></u>	<u><u>\$ 3,308,832</u></u>	<u><u>\$ 2,302,245</u></u>

City of Amherst, Ohio

Schedule of Revenues, Expenses and Changes In Fund Equity - Budget (Non-GAAP Basis) and Actual

Electric Fund

For The Year Ended December 31, 2008

	Original Budget	Final Budget	Actual	Variance with Final Budget Positive (Negative)
Revenues:				
Charges for services	\$ 7,130,000	\$ 7,130,000	\$ 8,432,303	\$ 1,302,303
Miscellaneous	305,000	305,000	434,506	129,506
Total revenues	<u>7,435,000</u>	<u>7,435,000</u>	<u>8,866,809</u>	<u>1,431,809</u>
Expenses:				
Electric operations:				
Salaries and wages	676,000	676,000	605,730	70,270
Fringe benefits	699,869	699,869	272,644	427,225
Contractual services	7,214,676	7,214,676	7,002,965	211,711
Materials and supplies	178,156	178,156	119,817	58,339
Refunds and reimbursements	25,000	25,000	11,549	13,451
Capital outlay	913,044	913,044	388,790	524,254
Debt service:	-			
Other	15,000	15,000	9,765	5,235
Principal retirement	320,000	320,000	304,803	15,197
Interest and fiscal charges	125,000	125,000	100,989	24,011
Total expenses	<u>10,166,745</u>	<u>10,166,745</u>	<u>8,817,052</u>	<u>1,349,693</u>
Excess of revenues over (under) expenses before transfers	(2,731,745)	(2,731,745)	49,757	2,781,502
Transfers:				
Transfers in	450,000	450,000	439,898	(10,102)
Transfers out	(450,000)	(450,000)	(439,898)	10,102
Total transfers	<u>-</u>	<u>-</u>	<u>-</u>	<u>-</u>
Net change in fund equity	(2,731,745)	(2,731,745)	49,757	2,781,502
Fund equity at beginning of year	2,611,307	2,611,307	2,611,307	-
Prior year encumbrances appropriated	<u>389,568</u>	<u>389,568</u>	<u>389,568</u>	-
Fund equity at end of year	<u>\$ 269,130</u>	<u>\$ 269,130</u>	<u>\$ 3,050,632</u>	<u>\$ 2,781,502</u>

City of Amherst, Ohio

Schedule of Revenues, Expenditures and Changes In Fund Balance -
Budget (Non-GAAP Basis) and Actual

State Highway Fund

For The Year Ended December 31, 2008

	Original Budget	Final Budget	Actual	Variance with Final Budget Positive (Negative)
Revenues:				
Intergovernmental	\$ 33,500	\$ 33,500	\$ 41,599	\$ 8,099
Total revenues	<u>33,500</u>	<u>33,500</u>	<u>41,599</u>	<u>8,099</u>
Expenditures:				
Current operations and maintenance:				
Transportation				
Salaries & Wages	10,000	10,000	10,000	-
Contractual services	8,000	8,000	7,614	386
Materials and supplies	30,038	30,038	29,455	583
Total expenditures	<u>48,038</u>	<u>48,038</u>	<u>47,069</u>	<u>969</u>
Net change in fund balance	(14,538)	(14,538)	(5,470)	9,068
Fund balance at beginning of year	20,499	20,499	20,499	-
Prior year encumbrances appropriated	<u>1,038</u>	<u>1,038</u>	<u>1,038</u>	<u>-</u>
Fund balance at end of year	<u><u>\$ 6,999</u></u>	<u><u>\$ 6,999</u></u>	<u><u>\$ 16,067</u></u>	<u><u>\$ 9,068</u></u>

City of Amherst, Ohio

Schedule of Revenues, Expenditures and Changes In Fund Balance -
Budget (Non-GAAP Basis) and Actual

Street Maintenance and Repair Permissive Fund

For The Year Ended December 31, 2008

	Original Budget	Final Budget	Actual	Variance with Final Budget Positive (Negative)
Revenues:				
Intergovernmental	\$ 60,000	\$ 60,000	\$ 63,698	\$ 3,698
Total revenues	<u>60,000</u>	<u>60,000</u>	<u>63,698</u>	<u>3,698</u>
Expenditures:				
Current operations and maintenance:				
Transportation				
Capital Outlay	202,840	202,840	62,966	139,874
Debt service:				
Principal	13,000	13,000	12,546	454
Interest and fiscal charges	13,000	13,000	12,381	619
Total expenditures	<u>228,840</u>	<u>228,840</u>	<u>87,893</u>	<u>140,947</u>
Excess of revenues over (under) expenditures	(168,840)	(168,840)	(24,195)	144,645
Other financing sources (uses):				
Transfers in	-	-	19,807	19,807
Total other financing sources (uses)	<u>-</u>	<u>-</u>	<u>19,807</u>	<u>19,807</u>
Net change in fund balance	(168,840)	(168,840)	(4,388)	164,452
Fund balance at beginning of year	136,383	136,383	136,383	-
Prior year encumbrances appropriated	<u>82,840</u>	<u>82,840</u>	<u>82,840</u>	<u>-</u>
Fund balance at end of year	<u>\$ 50,383</u>	<u>\$ 50,383</u>	<u>\$ 214,835</u>	<u>\$ 164,452</u>

City of Amherst, Ohio

Schedule of Revenues, Expenditures and Changes In Fund Balance -
Budget (Non-GAAP Basis) and Actual

Park and Pool Fund

For The Year Ended December 31, 2008

	Original Budget	Final Budget	Actual	Variance with Final Budget Positive (Negative)
Revenues:				
Intergovernmental	\$ 45,000	\$ 45,000	\$ 45,292	\$ 292
Charges for services	91,000	91,000	92,826	1,826
Miscellaneous	2,000	2,000	20,874	18,874
Total revenues	<u>138,000</u>	<u>138,000</u>	<u>158,992</u>	<u>20,992</u>
Expenditures:				
Current operations and maintenance:				
Leisure time activities				
Salaries and wages	97,211	97,211	101,785	(4,574)
Fringe benefits	21,300	21,300	18,958	2,342
Contractual services	25,900	25,900	19,433	6,467
Materials and supplies	33,831	33,831	24,820	9,011
Capital outlay	3,300	3,300	550	2,750
Total expenditures	<u>181,542</u>	<u>181,542</u>	<u>165,546</u>	<u>15,996</u>
Net change in fund balance	(43,542)	(43,542)	(6,554)	36,988
Fund balance at beginning of year	48,368	48,368	48,368	-
Prior year encumbrances appropriated	<u>542</u>	<u>542</u>	<u>542</u>	<u>-</u>
Fund balance at end of year	<u>\$ 5,368</u>	<u>\$ 5,368</u>	<u>\$ 42,356</u>	<u>\$ 36,988</u>

City of Amherst, Ohio

Schedule of Revenues, Expenditures and Changes In Fund Balance - Budget (Non-GAAP Basis) and Actual

Office on Aging Fund

For The Year Ended December 31, 2008

	Original Budget	Final Budget	Actual	Variance with Final Budget Positive (Negative)
Revenues:				
Intergovernmental	\$ 16,000	\$ 16,000	\$ 21,090	\$ 5,090
Charges for services	30,000	30,000	32,576	2,576
Interest	1,000	1,000	952	(48)
Miscellaneous	1,500	1,500	3,433	1,933
Total revenues	<u>48,500</u>	<u>48,500</u>	<u>58,051</u>	<u>9,551</u>
Expenditures:				
Current operations and maintenance:				
Public health and welfare				
Salaries and wages	72,618	68,500	66,936	1,564
Fringe benefits	29,100	28,300	24,914	3,386
Contractual services	39,600	40,400	37,212	3,188
Materials and supplies	5,406	5,406	4,566	840
Capital Outlay	1,500	1,500	1,166	334
Total expenditures	<u>148,224</u>	<u>144,106</u>	<u>134,794</u>	<u>9,312</u>
Excess of revenues over (under) expenditures	(99,724)	(95,606)	(76,743)	18,863
Other financing sources (uses):				
Transfers in	<u>90,000</u>	<u>90,000</u>	<u>85,000</u>	<u>(5,000)</u>
Net change in fund balance	(9,724)	(5,606)	8,257	13,863
Fund balance at beginning of year	55,925	55,925	55,925	-
Prior year encumbrances appropriated	<u>4,124</u>	<u>4,124</u>	<u>4,124</u>	<u>-</u>
Fund balance at end of year	<u>\$ 50,325</u>	<u>\$ 54,443</u>	<u>\$ 68,306</u>	<u>\$ 13,863</u>

City of Amherst, Ohio

Schedule of Revenues, Expenditures and Changes In Fund Balance -
Budget (Non-GAAP Basis) and Actual

Planning Commission Fund

For The Year Ended December 31, 2008

	Original Budget	Final Budget	Actual	Variance with Final Budget Positive (Negative)
Revenues:				
Charges for services	\$ 28,000	\$ 28,000	\$ 11,000	\$ (17,000)
Total revenues	<u>28,000</u>	<u>28,000</u>	<u>11,000</u>	<u>(17,000)</u>
Expenditures:				
Current operations and maintenance:				
General government				
Contractual services	26,785	26,785	11,433	15,352
Capital Outlay	200,000	200,000	-	200,000
Refunds and reimbursement	4,000	4,000	2,000	2,000
Total expenditures	<u>230,785</u>	<u>230,785</u>	<u>13,433</u>	<u>217,352</u>
Net change in fund balance	(202,785)	(202,785)	(2,433)	200,352
Fund balance at beginning of year	232,232	232,232	232,232	-
Prior year encumbrances appropriated	<u>6,785</u>	<u>6,785</u>	<u>6,785</u>	<u>-</u>
Fund balance at end of year	<u><u>\$ 36,232</u></u>	<u><u>\$ 36,232</u></u>	<u><u>\$ 236,584</u></u>	<u><u>\$ 200,352</u></u>

City of Amherst, Ohio

Schedule of Revenues, Expenditures and Changes In Fund Balance -
Budget (Non-GAAP Basis) and Actual

Park Trust Fund

For The Year Ended December 31, 2008

	Original Budget	Final Budget	Actual	Variance with Final Budget Positive (Negative)
Revenues:				
Contributions and Donations	\$ 10,000	\$ 10,000	\$ 7,167	\$ (2,833)
Miscellaneous	15,000	15,000	34,433	19,433
Total revenues	<u>25,000</u>	<u>25,000</u>	<u>41,600</u>	<u>16,600</u>
Expenditures:				
Current operations and maintenance:				
Leisure time activities				
Materials and supplies	68,244	68,244	19,521	48,723
Capital outlay	60,000	60,000	8,850	51,150
Total expenditures	<u>128,244</u>	<u>128,244</u>	<u>28,371</u>	<u>99,873</u>
Excess of revenues over (under) expenditures	(103,244)	(103,244)	13,229	116,473
Other financing sources (uses):				
Transfers out	(30,000)	(30,000)	-	30,000
Total other financing source (uses)	<u>(30,000)</u>	<u>(30,000)</u>	<u>-</u>	<u>30,000</u>
Net change in fund balance	(133,244)	(133,244)	13,229	146,473
Fund balance at beginning of year	157,449	157,449	157,449	-
Prior year encumbrances appropriated	<u>8,244</u>	<u>8,244</u>	<u>8,244</u>	<u>-</u>
Fund balance at end of year	<u>\$ 32,449</u>	<u>\$ 32,449</u>	<u>\$ 178,922</u>	<u>\$ 146,473</u>

City of Amherst, Ohio

Schedule of Revenues, Expenditures and Changes In Fund Balance -
Budget (Non-GAAP Basis) and Actual

Cable Television Fund

For The Year Ended December 31, 2008

	Original Budget	Final Budget	Actual	Variance with Final Budget Positive (Negative)
Revenues:				
Intergovernmental	\$ 120,000	\$ 120,000	\$ 149,779	\$ 29,779
Charges for services	9,000	9,000	8,600	(400)
Total revenues	<u>129,000</u>	<u>129,000</u>	<u>158,379</u>	<u>29,379</u>
Expenditures:				
Current operations and maintenance:				
General government				
Contractual services	97,488	97,488	57,348	40,140
Materials and supplies	43,462	43,462	21,687	21,775
Capital outlay	<u>350,000</u>	<u>350,000</u>	<u>57,155</u>	<u>292,845</u>
Total expenditures	<u>490,950</u>	<u>490,950</u>	<u>136,190</u>	<u>354,760</u>
Net change in fund balance	(361,950)	(361,950)	22,189	384,139
Fund balance at beginning of year	470,244	470,244	470,244	-
Prior year encumbrances appropriated	<u>6,950</u>	<u>6,950</u>	<u>6,950</u>	<u>-</u>
Fund balance at end of year	<u>\$ 115,244</u>	<u>\$ 115,244</u>	<u>\$ 499,383</u>	<u>\$ 384,139</u>

City of Amherst, Ohio

Schedule of Revenues, Expenditures and Changes In Fund Balance -
Budget (Non-GAAP Basis) and Actual

Assistance to Firefighters Fund

For The Year Ended December 31, 2008

	Original Budget	Final Budget	Actual	Variance with Final Budget Positive (Negative)
Revenues:				
Intergovernmental	\$ 29,810	\$ 29,810	\$ 28,321	\$ (1,489)
Total revenues	<u>29,810</u>	<u>29,810</u>	<u>28,321</u>	<u>(1,489)</u>
Expenditures:				
Current operations and maintenance:				
Materials and supplies	\$ 29,812	\$ 29,812	\$ 29,812	\$ -
Total expenditures	<u>29,812</u>	<u>29,812</u>	<u>29,812</u>	<u>-</u>
Excess of revenues over (under) expenditures	<u>(2)</u>	<u>(2)</u>	<u>(1,491)</u>	<u>(1,489)</u>
Other financing sources (uses):				
Transfers in			1,489	1,489
Net change in fund balance	(2)	(2)	(2)	-
Fund balance at beginning of year	<u>2</u>	<u>2</u>	<u>2</u>	<u>-</u>
Fund balance at end of year	<u>\$ -</u>	<u>\$ -</u>	<u>\$ -</u>	<u>\$ -</u>

City of Amherst, Ohio

Schedule of Revenues, Expenditures and Changes In Fund Balance -
Budget (Non-GAAP Basis) and Actual

EMS Training Fund

For The Year Ended December 31, 2008

	Original Budget	Final Budget	Actual	Variance with Final Budget Positive (Negative)
Revenues:				
Intergovernmental	\$ -	\$ -	\$ 1,000	\$ 1,000
Total revenues	<u>-</u>	<u>-</u>	<u>1,000</u>	<u>1,000</u>
Expenditures:				
Current operations and maintenance:				
Materials and supplies	\$ -	\$ 3,974	\$ 2,521	\$ 1,453
Total expenditures	<u>-</u>	<u>3,974</u>	<u>2,521</u>	<u>1,453</u>
Net change in fund balance	-	(3,974)	(1,521)	2,453
Fund balance at beginning of year	<u>2,974</u>	<u>2,974</u>	<u>2,974</u>	<u>-</u>
Fund balance at end of year	<u><u>\$ 2,974</u></u>	<u><u>\$ (1,000)</u></u>	<u><u>\$ 1,453</u></u>	<u><u>\$ 2,453</u></u>

City of Amherst, Ohio

Schedule of Revenues, Expenditures and Changes In Fund Balance -
Budget (Non-GAAP Basis) and Actual

Sobriety Checkpoint Fund

For The Year Ended December 31, 2008

	<u>Original Budget</u>	<u>Final Budget</u>	<u>Actual</u>	<u>Variance with Final Budget Positive (Negative)</u>
Expenditures:				
Current operations and maintenance:				
General government				
Salaries and wages	\$ 295	\$ 295	\$ 295	\$ -
Total expenditures	<u>295</u>	<u>295</u>	<u>295</u>	<u>-</u>
Net change in fund balance	(295)	(295)	(295)	-
Fund balance at beginning of year	<u>295</u>	<u>295</u>	<u>295</u>	<u>-</u>
Fund balance at end of year	<u><u>\$ -</u></u>	<u><u>\$ -</u></u>	<u><u>\$ -</u></u>	<u><u>\$ -</u></u>

City of Amherst, Ohio

Schedule of Revenues, Expenditures and Changes In Fund Balance -
Budget (Non-GAAP Basis) and Actual

Law Enforcement Fund

For The Year Ended December 31, 2008

	Original Budget	Final Budget	Actual	Variance with Final Budget Positive (Negative)
Revenues:				
Miscellaneous	\$ -	\$ -	\$ 6,758	\$ 6,758
Total revenues	<u>-</u>	<u>-</u>	<u>6,758</u>	<u>6,758</u>
Expenditures:				
Security of persons and property:				
Capital outlay	21,420	21,420	9,321	12,099
Total expenditures	<u>21,420</u>	<u>21,420</u>	<u>9,321</u>	<u>12,099</u>
Net change in fund balance	(21,420)	(21,420)	(2,563)	18,857
Fund balance at beginning of year	17,932	17,932	17,932	-
Prior year encumbrances appropriated	<u>3,488</u>	<u>3,488</u>	<u>3,488</u>	<u>-</u>
Fund balance at end of year	<u>\$ -</u>	<u>\$ -</u>	<u>\$ 18,857</u>	<u>\$ 18,857</u>

City of Amherst, Ohio

Schedule of Revenues, Expenditures and Changes In Fund Balance -
Budget (Non-GAAP Basis) and Actual

Drug Law Enforcement Fund

For The Year Ended December 31, 2008

	Original Budget	Final Budget	Actual	Variance with Final Budget Positive (Negative)
Revenues:				
Fines and forfeitures	\$ -	\$ -	\$ 561	\$ 561
Total revenues	<u>-</u>	<u>-</u>	<u>561</u>	<u>561</u>
Expenditures:				
Capital outlay	\$ 375	\$ 375	\$ -	\$ 375
Net change in fund balance	(375)	(375)	561	936
Fund balance at beginning of year	<u>376</u>	<u>376</u>	<u>376</u>	<u>-</u>
Fund balance at end of year	<u>\$ 1</u>	<u>\$ 1</u>	<u>\$ 937</u>	<u>\$ 936</u>

City of Amherst, Ohio

Schedule of Revenues, Expenditures and Changes In Fund Balance -
Budget (Non-GAAP Basis) and Actual

DUI Enforcement Fund

For The Year Ended December 31, 2008

	Original Budget	Final Budget	Actual	Variance with Final Budget Positive (Negative)
Revenues:				
Fines and forfeitures	\$ -	\$ -	\$ 3,586	\$ 3,586
Total revenues	<u>-</u>	<u>-</u>	<u>3,586</u>	<u>3,586</u>
Expenditures:				
Current operations and maintenance:				
Capital outlay	9,450	9,450	8,935	515
Total expenditures	<u>9,450</u>	<u>9,450</u>	<u>8,935</u>	<u>515</u>
Net change in fund balance	(9,450)	(9,450)	(5,349)	4,101
Fund balance at beginning of year	6,792	6,792	6,792	-
Prior year encumbrances appropriated	<u>2,658</u>	<u>2,658</u>	<u>2,658</u>	<u>-</u>
Fund balance at end of year	<u><u>\$ -</u></u>	<u><u>\$ -</u></u>	<u><u>\$ 4,101</u></u>	<u><u>\$ 4,101</u></u>

City of Amherst, Ohio

Schedule of Revenues, Expenditures and Changes In Fund Balance -
Budget (Non-GAAP Basis) and Actual

DARE Grant Fund

For The Year Ended December 31, 2008

	<u>Original Budget</u>	<u>Final Budget</u>	<u>Actual</u>	<u>Variance with Final Budget Positive (Negative)</u>
Expenditures:				
Current operations and maintenance:				
Salaries and wages	\$ 1,503	\$ 1,503	\$ -	\$ 1,503
Total expenditures	<u>1,503</u>	<u>1,503</u>	<u>-</u>	<u>1,503</u>
Net change in fund balance	(1,503)	(1,503)	-	1,503
Fund balance at beginning of year	-	-	-	-
Prior year encumbrances appropriated	<u>1,503</u>	<u>1,503</u>	<u>1,503</u>	<u>-</u>
Fund balance at end of year	<u><u>\$ -</u></u>	<u><u>\$ -</u></u>	<u><u>\$ 1,503</u></u>	<u><u>\$ 1,503</u></u>

City of Amherst, Ohio

Schedule of Revenues, Expenditures and Changes In Fund Balance -
Budget (Non-GAAP Basis) and Actual

Bullet Proof Vest Fund

For The Year Ended December 31, 2008

	Original Budget	Final Budget	Actual	Variance with Final Budget Positive (Negative)
Revenues:				
Intergovernmental	\$ -	\$ -	\$ 284	\$ 284
Total revenues	<u>-</u>	<u>-</u>	<u>284</u>	<u>284</u>
Expenditures:				
Current operations and maintenance:				
Security of persons and property				
Police department				
Personal services	1,515	1,515	-	1,515
Total expenditures	<u>1,515</u>	<u>1,515</u>	<u>-</u>	<u>1,515</u>
Net change in fund balance	(1,515)	(1,515)	284	1,799
Fund balance at beginning of year	<u>1,515</u>	<u>1,515</u>	<u>1,515</u>	<u>-</u>
Fund balance at end of year	<u><u>\$ -</u></u>	<u><u>\$ -</u></u>	<u><u>\$ 1,799</u></u>	<u><u>\$ 1,799</u></u>

City of Amherst, Ohio

Schedule of Revenues, Expenditures and Changes In Fund Balance -
Budget (Non-GAAP Basis) and Actual

Local Law Enforcement Fund

For The Year Ended December 31, 2008

	<u>Original Budget</u>	<u>Final Budget</u>	<u>Actual</u>	<u>Variance with Final Budget Positive (Negative)</u>
Expenditures:				
Current operations and maintenance:				
Security of persons and property				
Capital Outlay	\$ 54	\$ 54	\$ -	\$ 54
Total expenditures	54	54	-	54
Net change in fund balance	(54)	(54)	-	54
Fund balance at beginning of year	-	-	-	-
Prior year encumbrances appropriated	54	54	54	-
Fund balance at end of year	<u>\$ -</u>	<u>\$ -</u>	<u>\$ 54</u>	<u>\$ 54</u>

City of Amherst, Ohio

Schedule of Revenues, Expenditures and Changes In Fund Balance -
Budget (Non-GAAP Basis) and Actual

Traffic Safety Grant Fund

For The Year Ended December 31, 2008

	<u>Original Budget</u>	<u>Final Budget</u>	<u>Actual</u>	<u>Variance with Final Budget Positive (Negative)</u>
Expenditures:				
Current operations and maintenance:				
Security of persons and property				
Salaries and wages	\$ 1,039	\$ 1,039	\$ 988	\$ 51
Total expenditures	<u>1,039</u>	<u>1,039</u>	<u>988</u>	<u>51</u>
Net change in fund balance	(1,039)	(1,039)	(988)	51
Fund balance at beginning of year	<u>1,039</u>	<u>1,039</u>	<u>1,039</u>	<u>-</u>
Fund balance at end of year	<u><u>\$ -</u></u>	<u><u>\$ -</u></u>	<u><u>\$ 51</u></u>	<u><u>\$ 51</u></u>

City of Amherst, Ohio

Schedule of Revenues, Expenditures and Changes In Fund Balance -
Budget (Non-GAAP Basis) and Actual

Disabled Parking Fund

For The Year Ended December 31, 2008

	<u>Original Budget</u>	<u>Final Budget</u>	<u>Actual</u>	<u>Variance with Final Budget Positive (Negative)</u>
Expenditures:				
Current operations and maintenance:				
Security of persons and property				
Capital outlay	\$ 250	\$ 250	\$ -	\$ 250
Total expenditures	<u>250</u>	<u>250</u>	<u>-</u>	<u>250</u>
Net change in fund balance	(250)	(250)	-	250
Fund balance at beginning of year	-	-	-	-
Prior year encumbrances appropriated	<u>250</u>	<u>250</u>	<u>250</u>	<u>-</u>
Fund balance at end of year	<u><u>\$ -</u></u>	<u><u>\$ -</u></u>	<u><u>\$ 250</u></u>	<u><u>\$ 250</u></u>

City of Amherst, Ohio

Schedule of Revenues, Expenditures and Changes In Fund Balance -
Budget (Non-GAAP Basis) and Actual

Recycling Fund

For The Year Ended December 31, 2008

	Original Budget	Final Budget	Actual	Variance with Final Budget Positive (Negative)
Revenues:				
Intergovernmental	\$ 120,000	\$ 120,000	\$ 120,000	\$ -
Total revenues	<u>120,000</u>	<u>120,000</u>	<u>120,000</u>	<u>-</u>
Expenditures:				
Current operations and maintenance:				
Capital outlay	120,105	120,105	120,018	87
Total expenditures	<u>120,105</u>	<u>120,105</u>	<u>120,018</u>	<u>87</u>
Net change in fund balance	(105)	(105)	(18)	87
Fund balance at beginning of year	<u>105</u>	<u>105</u>	<u>105</u>	<u>-</u>
Fund balance at end of year	<u><u>\$ -</u></u>	<u><u>\$ -</u></u>	<u><u>\$ 87</u></u>	<u><u>\$ 87</u></u>

City of Amherst, Ohio

Schedule of Revenues, Expenditures and Changes In Fund Balance -
Budget (Non-GAAP Basis) and Actual

CDBG Downtown Fund

For The Year Ended December 31, 2008

	Original Budget	Final Budget	Actual	Variance with Final Budget Positive (Negative)
Revenues:				
Intergovernmental	\$ 87,284	\$ 87,284	\$ 87,284	\$ -
Total revenues	<u>87,284</u>	<u>87,284</u>	<u>87,284</u>	<u>-</u>
Expenditures:				
Current operations and maintenance:				
Capital outlay	64,553	64,553	64,553	-
Total expenditures	<u>64,553</u>	<u>64,553</u>	<u>64,553</u>	<u>-</u>
Excess of revenues over (under) expenditures	22,731	22,731	22,731	-
Other financing sources (uses):				
Advances out	(90,000)	(96,755)	(96,755)	-
Transfers out	-	-	-	-
Total other financing sources (uses)	<u>(90,000)</u>	<u>(96,755)</u>	<u>(96,755)</u>	<u>-</u>
Net change in fund balance	(67,269)	(74,024)	(74,024)	-
Fund balance at beginning of year	<u>74,025</u>	<u>74,025</u>	<u>74,025</u>	<u>-</u>
Fund balance at end of year	<u>\$ 6,756</u>	<u>\$ 1</u>	<u>\$ 1</u>	<u>\$ -</u>

City of Amherst, Ohio

Schedule of Revenues, Expenditures and Changes In Fund Balance - Budget (Non-GAAP Basis) and Actual

Housing Program Fund

For The Year Ended December 31, 2008

	<u>Original Budget</u>	<u>Final Budget</u>	<u>Actual</u>	<u>Variance with Final Budget Positive (Negative)</u>
Revenues:				
Interest	<u>\$ -</u>	<u>\$ -</u>	<u>\$ 857</u>	<u>\$ 857</u>
Total revenues	<u>-</u>	<u>-</u>	<u>857</u>	<u>857</u>
Net change in fund balance	-	-	857	857
Fund balance at beginning of year	<u>31,067</u>	<u>31,067</u>	<u>31,067</u>	<u>-</u>
Fund balance at end of year	<u><u>\$ 31,067</u></u>	<u><u>\$ 31,067</u></u>	<u><u>\$ 31,924</u></u>	<u><u>\$ 857</u></u>

City of Amherst, Ohio

Schedule of Revenues, Expenditures and Changes In Fund Balance -
Budget (Non-GAAP Basis) and Actual

General Obligation Bond Retirement Fund

For The Year Ended December 31, 2008

	Original Budget	Final Budget	Actual	Variance with Final Budget Positive (Negative)
Revenues:				
Property taxes	\$ 200,000	\$ 200,000	\$ 209,100	\$ 9,100
Intergovernmental	20,000	20,000	28,520	8,520
Miscellaneous	-	-	8,402	8,402
Total revenues	<u>220,000</u>	<u>220,000</u>	<u>246,022</u>	<u>26,022</u>
Expenditures:				
Debt service:				
Principal retirement	205,000	205,000	205,000	-
Interest and fiscal charges	100,000	85,000	78,900	6,100
Contractual services	4,500	19,500	5,931	13,569
Total expenditures	<u>309,500</u>	<u>309,500</u>	<u>289,831</u>	<u>19,669</u>
Net change in fund balance	(89,500)	(89,500)	(43,809)	45,691
Fund balance at beginning of year	<u>460,207</u>	<u>460,207</u>	<u>460,207</u>	<u>-</u>
Fund balance at end of year	<u>\$ 370,707</u>	<u>\$ 370,707</u>	<u>\$ 416,398</u>	<u>\$ 45,691</u>

City of Amherst, Ohio

Schedule of Revenues, Expenditures and Changes In Fund Balance -
Budget (Non-GAAP Basis) and Actual

Fire Apparatus Levy Fund

For The Year Ended December 31, 2008

	Original Budget	Final Budget	Actual	Variance with Final Budget Positive (Negative)
Revenues:				
Property tax	\$ 240,000	\$ 240,000	\$ 243,397	\$ 3,397
Intergovernmental	25,000	25,000	33,912	8,912
Total revenues	<u>265,000</u>	<u>265,000</u>	<u>277,309</u>	<u>12,309</u>
Expenditures:				
Security of persons and property				
Contractual services	15,000	15,000	3,975	11,025
Materials and supplies	101,496	101,496	66,167	35,329
Capital outlay	100,430	100,430	20,546	79,884
Total expenditures	<u>216,926</u>	<u>216,926</u>	<u>90,688</u>	<u>126,238</u>
Excess of revenues over (under) expenditures	48,074	48,074	186,621	138,547
Other financing sources (uses):				
Transfers out	<u>(4,000)</u>	<u>(4,000)</u>	<u>(1,489)</u>	<u>2,511</u>
Net change in fund balance	44,074	44,074	185,132	141,058
Fund balance at beginning of year	394,934	394,934	394,934	-
Prior year encumbrances appropriated	<u>1,926</u>	<u>1,926</u>	<u>1,926</u>	<u>-</u>
Fund balance at end of year	<u><u>\$ 440,934</u></u>	<u><u>\$ 440,934</u></u>	<u><u>\$ 581,992</u></u>	<u><u>\$ 141,058</u></u>

City of Amherst, Ohio

Schedule of Revenues, Expenditures and Changes In Fund Balance -
Budget (Non-GAAP Basis) and Actual

CDBG Improvements Fund

For The Year Ended December 31, 2008

	Original Budget	Final Budget	Actual	Variance with Final Budget Positive (Negative)
Expenditures:				
Capital outlay	\$ -	\$ -	\$ -	\$ -
Total expenditures	<u>-</u>	<u>-</u>	<u>-</u>	<u>-</u>
Excess of revenues over (under) expenditures	-	-	-	-
Other financing sources (uses):				
Advance out	-	-	-	-
Transfers out	<u>-</u>	<u>-</u>	<u>-</u>	<u>-</u>
Total other financing sources (uses)	-	-	-	-
Net change in fund balance	-	-	-	-
Fund balance at beginning of year	<u>1,385</u>	<u>1,385</u>	<u>1,385</u>	<u>-</u>
Fund balance at end of year	<u><u>\$ 1,385</u></u>	<u><u>\$ 1,385</u></u>	<u><u>\$ 1,385</u></u>	<u><u>\$ -</u></u>

City of Amherst, Ohio

Schedule of Revenues, Expenditures and Changes In Fund Balance -
Budget (Non-GAAP Basis) and Actual

Permanent Improvement Fund

For The Year Ended December 31, 2008

	Original Budget	Final Budget	Actual	Variance with Final Budget Positive (Negative)
Expenditures:				
Capital outlay	\$ 5,982	\$ 5,982	\$ 1,289	\$ 4,693
Total expenditures	<u>5,982</u>	<u>5,982</u>	<u>1,289</u>	<u>4,693</u>
Net change in fund balance	(5,982)	(5,982)	(1,289)	4,693
Fund balance at beginning of year	4,824	4,824	4,824	-
Prior year encumbrances appropriated	<u>1,158</u>	<u>1,158</u>	<u>1,158</u>	<u>-</u>
Fund balance at end of year	<u><u>\$ -</u></u>	<u><u>\$ -</u></u>	<u><u>\$ 4,693</u></u>	<u><u>\$ 4,693</u></u>

City of Amherst, Ohio

Schedule of Revenues, Expenditures and Changes In Fund Balance -
Budget (Non-GAAP Basis) and Actual

Issue II Improvement Fund

For The Year Ended December 31, 2008

	<u>Original Budget</u>	<u>Final Budget</u>	<u>Actual</u>	<u>Variance with Final Budget Positive (Negative)</u>
Expenditures:				
Transportation				
Contractual services	750	750	750	-
Capital outlay	191,380	191,380	11,109	180,271
Total transportation	<u>192,130</u>	<u>192,130</u>	<u>11,859</u>	<u>180,271</u>
Total expenditures	<u>192,130</u>	<u>192,130</u>	<u>11,859</u>	<u>180,271</u>
Excess of revenues over (under) expenditures	(192,130)	(192,130)	(11,859)	180,271
Other financing sources (uses):				
Transfers Out	(27,312)	(235,908)	(207,584)	28,324
Advance out	(45,490)	(17,166)	-	17,166
Total other financing sources (uses)	<u>(72,802)</u>	<u>(253,074)</u>	<u>(207,584)</u>	<u>45,490</u>
Net change in fund balance	(264,932)	(445,204)	(219,443)	225,761
Fund balance at beginning of year	72,802	72,802	72,802	-
Prior year encumbrances appropriated	<u>192,130</u>	<u>192,130</u>	<u>192,130</u>	<u>-</u>
Fund balance at end of year	<u>\$ -</u>	<u>\$ (180,272)</u>	<u>\$ 45,489</u>	<u>\$ 225,761</u>

City of Amherst, Ohio

Schedule of Revenues, Expenditures and Changes In Fund Balance -
Budget (Non-GAAP Basis) and Actual

City Hall Auditorium Fund

For The Year Ended December 31, 2008

	Original Budget	Final Budget	Actual	Variance with Final Budget Positive (Negative)
Revenues:				
Intergovernmental	\$ -	\$ -	\$ 34,000	\$ 34,000
Interest	-	-	6,997	6,997
Total revenues	<u>-</u>	<u>-</u>	<u>40,997</u>	<u>40,997</u>
Expenditures:				
Current operations and maintenance:				
Contractual services	58,364	58,364	58,364	-
Capital outlay	190,724	190,724	110,000	80,724
Total expenditures	<u>249,088</u>	<u>249,088</u>	<u>168,364</u>	<u>80,724</u>
Net change in fund balance	(249,088)	(249,088)	(127,367)	121,721
Fund balance at beginning of year	190,724	190,724	190,724	-
Prior year encumbrances appropriated	<u>58,364</u>	<u>58,364</u>	<u>58,364</u>	<u>-</u>
Fund balance at end of year	<u>\$ -</u>	<u>\$ -</u>	<u>\$ 121,721</u>	<u>\$ 121,721</u>

City of Amherst, Ohio

Schedule of Revenues, Expenditures and Changes In Fund Balance -
Budget (Non-GAAP Basis) and Actual

Health Insurance Fund

For The Year Ended December 31, 2008

	Original Budget	Final Budget	Actual	Variance with Final Budget Positive (Negative)
Revenues:				
Other	\$ 900,000	\$ 900,000	\$ 1,019,313	\$ 119,313
Total revenues	<u>900,000</u>	<u>900,000</u>	<u>1,019,313</u>	<u>119,313</u>
Expenditures:				
Claims	790,000	778,000	686,832	91,168
Contractual services	280,000	292,000	289,293	2,707
Total expenditures	<u>1,070,000</u>	<u>1,070,000</u>	<u>976,125</u>	<u>93,875</u>
Net change in fund balance	(170,000)	(170,000)	43,188	213,188
Fund balance at beginning of year	<u>170,796</u>	<u>170,796</u>	<u>170,796</u>	<u>-</u>
Fund balance at end of year	<u><u>\$ 796</u></u>	<u><u>\$ 796</u></u>	<u><u>\$ 213,984</u></u>	<u><u>\$ 213,188</u></u>

City of Amherst, Ohio

Schedule of Revenues, Expenditures and Changes In Fund Balance -
Budget (Non-GAAP Basis) and Actual

Cemetery Trust Fund

For The Year Ended December 31, 2008

	Original Budget	Final Budget	Actual	Variance with Final Budget Positive (Negative)
Revenues:				
Interest	\$ -	\$ -	\$ 117	\$ 117
Total revenues	<u>-</u>	<u>-</u>	<u>117</u>	<u>117</u>
Expenditures:				
Capital outlay	150	150	50	100
Total expenditures	<u>150</u>	<u>150</u>	<u>50</u>	<u>100</u>
Excess of revenues over (under) expenditures	(150)	(150)	67	217
Fund balance at beginning of year	<u>4,240</u>	<u>4,240</u>	<u>4,240</u>	<u>-</u>
Fund balance at end of year	<u><u>\$ 4,090</u></u>	<u><u>\$ 4,090</u></u>	<u><u>\$ 4,307</u></u>	<u><u>\$ 217</u></u>

Statistical Section

The following statistical tables reflect social and economic data, financial trends and fiscal capacity of the City.

This Page is Intentionally Left Blank.

STATISTICAL TABLES

This part of the City of Amherst's comprehensive annual financial report presents detailed information as a basis for understanding what the information in the financial statements, notes disclosures, and combining statements and individual fund schedules says about the City's overall financial health.

CONTENTS	PAGES
Financial Trends	124 to 131
These schedules contain trend information to help the reader understand how the City's financial performance and well-being have changed over time.	
Revenue Capacity	132 to 137
These schedules contain information to help the reader assess the City's most significant local revenue sources.	
Debt Capacity	138 to 143
These schedules present information to help the reader assess the affordability of the City's current levels of outstanding debt and the City's ability to issue additional debt in the future.	
Demographic and Economic Information	144 to 145
These schedules offer demographic and economic indicators to help the reader understand the environment within which the City's financial activities take place.	
Operating information	146 to 149
These schedules contain service and capital asset data to help the reader understand how the information in the City's financial report relates to the services the City provides and the activities it performs.	

Sources: Unless otherwise noted, the information in these schedules is derived from the comprehensive annual financial reports for the relevant year. The City implemented GASB Statement No. 34 during fiscal year 2002. Fiscal year 2006 is the City's first year implementation of the GASB 44 stat tables.

City of Amherst, Ohio
Net Assets By Component
Last Seven Years
(Accrual Basis of Accounting)

	2008	2007	2006	2005	2004	2003	2002
Governmental Activities							
Invested in Capital Assets, Net of Related Debt	\$ 19,354,437	\$ 19,251,994	\$ 15,915,559	\$ 15,848,347	\$ 14,262,957	\$ 13,079,697	\$ 10,927,382
Restricted:							
Capital Projects	5,203,532	4,494,099	6,350,070	5,775,685	5,635,261	6,029,078	6,830,887
Debt Service	421,947	471,690	522,199	389,713	257,053	395,556	548,358
Other Purposes	1,536,088	1,434,301	1,777,456	1,623,160	969,055	1,072,223	3,293,617
Unrestricted	4,644,254	5,156,522	4,755,621	4,934,364	5,649,251	5,907,166	3,654,304
<i>Total Governmental Activities Net Assets</i>	<u>\$ 31,160,258</u>	<u>\$ 30,808,606</u>	<u>\$ 29,320,905</u>	<u>\$ 28,571,269</u>	<u>\$ 26,773,577</u>	<u>\$ 26,483,720</u>	<u>\$ 25,254,548</u>
Business Type - Activities							
Invested in Capital Assets, Net of Related Debt	\$ 12,167,851	\$ 11,872,604	\$ 10,882,276	\$ 10,666,565	\$ 10,247,197	\$ 10,383,641	\$ 9,759,573
Unrestricted	11,112,278	10,743,642	10,466,825	8,800,987	10,225,310	8,078,131	7,921,636
<i>Total Business-Type Activities Net Assets</i>	<u>\$ 23,280,129</u>	<u>\$ 22,616,246</u>	<u>\$ 21,349,101</u>	<u>\$ 19,467,552</u>	<u>\$ 20,472,507</u>	<u>\$ 18,461,772</u>	<u>\$ 17,681,209</u>
Primary Government							
Invested in Capital Assets, Net of Related Debt	\$ 31,522,288	\$ 31,124,598	\$ 26,797,835	\$ 26,514,912	\$ 24,510,154	\$ 23,463,338	\$ 20,686,955
Restricted	7,161,567	6,400,090	8,649,725	7,788,558	6,861,369	7,496,857	10,672,862
Unrestricted	15,756,532	15,900,164	15,222,446	13,735,351	15,874,561	13,985,297	11,575,940
<i>Total Primary Government Net Assets</i>	<u>\$ 54,440,387</u>	<u>\$ 53,424,852</u>	<u>\$ 50,670,006</u>	<u>\$ 48,038,821</u>	<u>\$ 47,246,084</u>	<u>\$ 44,945,492</u>	<u>\$ 42,935,757</u>

Note: 2002 was the first year the City reported under the GASB 34 reporting model. Data prior to 2002 is not presented.

2005 figures were adjusted to reflect prior period adjustment as discussed in Note 18 of the 2006 CAFR.

2007 figures were adjusted to reflect prior period adjustment as discussed in Note 18 of the 2008 CAFR.

Source: Respective comprehensive annual financial reports.

City of Amherst, Ohio
Changes in Net Assets
Last Seven Years
(Accrual Basis of Accounting)

	2008	2007	2006	2005	2004	2003	2002
Program Revenues							
Governmental Activities:							
Charges for Services:							
General Government	\$ 76,508	\$ 111,451	\$ 98,555	\$ 89,819	\$ 1,094,527	\$ 1,031,672	\$ 164,642
Security of Persons and Property	281,661	362,923	388,358	372,818	2,081	2,983	215,947
Public Health and Welfare	15,955	19,112	19,215	23,252	36,241	41,943	80,989
Leisure Time Activities	17,123	23,218	14,587	20,760	62,336	62,154	112,505
Community Development	18,393	34,679	27,440	6,795	-	-	15,780
Transportation	93,848	110,840	70,446	147,808	-	-	-
Central Services	-	-	-	3,478	-	-	-
Interest and Fiscal Charges	-	-	848	207	-	-	-
Subtotal - Charges for Services	<u>503,488</u>	<u>662,223</u>	<u>619,449</u>	<u>664,937</u>	<u>1,195,185</u>	<u>1,138,752</u>	<u>589,863</u>
Operating Grants and Contributions:							
General Government	143,826	83,717	38,841	47,489	250,812	332,569	536,525
Security of Persons and Property	30,035	14,292	27,547	73,668	124,286	62,404	578,397
Public Health and Welfare	80,160	79,102	99,196	130,734	20,100	14,755	46,543
Leisure Time Activities	117,812	119,663	124,377	152,147	37,931	168,472	64,362
Community Development	26,101	164,210	205,928	61,677	49,360	134,291	278,495
Transportation	645,691	571,252	600,652	918,110	506,583	435,207	490,469
Interest and Fiscal Charges	-	-	7,235	25,533	-	-	-
Subtotal - Operating Grants and Contributions	<u>1,043,625</u>	<u>1,032,236</u>	<u>1,103,776</u>	<u>1,409,358</u>	<u>989,072</u>	<u>1,147,698</u>	<u>1,994,791</u>
Capital Grants and Contributions:							
General Government	44,925	21,710	16,037	6,575	4,386	137,000	6,107
Security of Persons and Property	3,850	2,054	-	15,271	31,167	31,604	-
Transportation	64,082	401,678	211,617	238,589	206,898	27,784	991,436
Community Development	26,112	-	-	-	-	-	-
Leisure Time Activities	-	-	-	-	-	28,075	-
Interest and Fiscal Charges	26,461	59,565	40,588	-	-	-	-
Subtotal - Capital Grants and Contributions	<u>165,430</u>	<u>485,007</u>	<u>268,242</u>	<u>260,435</u>	<u>242,451</u>	<u>224,463</u>	<u>997,543</u>
<i>Total Governmental Activities Program Revenues</i>	<u>1,712,543</u>	<u>2,179,466</u>	<u>1,991,467</u>	<u>2,334,730</u>	<u>2,426,708</u>	<u>2,510,913</u>	<u>3,582,197</u>
Business-Type Activities:							
Charges for Services:							
Water	1,650,348	1,813,057	1,892,333	1,899,419	2,039,892	1,833,888	2,025,507
Sewer	2,348,826	2,369,498	2,321,797	2,361,056	2,392,084	2,632,408	2,423,426
Electric	8,596,600	8,579,430	8,400,806	7,366,094	6,535,752	6,185,959	6,359,999
Capital Grants and Contributions							
Water	-	-	-	-	-	-	-
Sewer	-	-	-	1,142,046	-	-	-
<i>Total Business-Type Activities Program Revenues</i>	<u>12,595,774</u>	<u>12,761,985</u>	<u>12,614,936</u>	<u>12,768,615</u>	<u>10,967,728</u>	<u>10,652,255</u>	<u>10,808,932</u>
<i>Total Primary Government Program Revenues</i>	<u>\$ 14,308,317</u>	<u>\$ 14,941,451</u>	<u>\$ 14,606,403</u>	<u>\$ 15,103,345</u>	<u>\$ 13,394,436</u>	<u>\$ 13,163,168</u>	<u>\$ 14,391,129</u>

(continued)

City of Amherst, Ohio
Changes in Net Assets (continued)
Last Seven Years
(Accrual Basis of Accounting)

	2008	2007	2006	2005	2004	2003	2002
Expenses							
<i>Governmental Activities:</i>							
General Government	\$ 1,300,320	\$ 1,378,161	\$ 1,171,650	\$ 951,096	\$ 2,317,483	\$ 1,624,209	\$ 1,439,619
Security of Persons and Property	3,823,222	3,927,587	3,586,487	3,785,329	2,855,859	3,026,629	2,814,476
Public Health and Welfare	207,226	176,382	213,065	205,063	209,452	269,524	219,656
Leisure Time Activities	207,024	209,609	247,131	185,408	186,117	324,696	171,378
Community Development	320,262	297,871	598,737	52,768	317,254	348,226	423,510
Transportation	2,540,437	2,206,794	2,382,629	1,984,088	2,351,243	1,632,491	1,248,114
Interest and Fiscal Charges	148,957	205,519	226,277	119,966	128,868	151,803	127,272
Central Services	-	-	-	34,371	-	-	-
<i>Total Governmental Activities Expenses</i>	<u>8,547,448</u>	<u>8,401,923</u>	<u>8,425,976</u>	<u>7,318,089</u>	<u>8,366,276</u>	<u>7,377,578</u>	<u>6,444,025</u>
<i>Business-Type Activities</i>							
Water	1,939,971	1,795,754	1,652,501	1,791,620	1,862,909	1,874,892	1,787,152
Sewer	2,441,503	2,047,447	2,090,383	3,998,887	2,038,345	2,084,577	1,471,176
Electric	8,181,764	8,075,124	7,443,978	8,520,416	5,900,552	6,027,435	5,218,086
<i>Total Business-Type Activities Expenses</i>	<u>12,563,238</u>	<u>11,918,325</u>	<u>11,186,862</u>	<u>14,310,923</u>	<u>9,801,806</u>	<u>9,986,904</u>	<u>8,476,414</u>
<i>Total Primary Government Program Expenses</i>	<u>21,110,686</u>	<u>20,320,248</u>	<u>19,612,838</u>	<u>21,629,012</u>	<u>18,168,082</u>	<u>17,364,482</u>	<u>14,920,439</u>
Net (Expense)/Revenue							
Governmental Activities	(6,834,905)	(6,222,457)	(6,434,509)	(4,983,359)	(5,939,568)	(4,866,665)	(2,861,828)
Business-Type Activities	32,536	843,660	1,428,074	(1,542,308)	1,165,922	665,351	2,332,518
<i>Total Primary Government Net Expense</i>	<u>(6,802,369)</u>	<u>(5,378,797)</u>	<u>(5,006,435)</u>	<u>(6,525,667)</u>	<u>(4,773,646)</u>	<u>(4,201,314)</u>	<u>(529,310)</u>
General Revenues and Other Changes in Net Assets							
<i>Governmental Activities</i>							
<i>Taxes:</i>							
<i>Property Taxes levied For:</i>							
General Purposes	\$ 1,034,659	\$ 1,018,775	\$ 919,975	\$ 929,197	\$ 766,973	\$ 570,753	\$ 723,164
Debt Service	208,835	216,707	197,338	204,812	189,916	188,109	263,193
Capital Projects	242,991	260,139	239,346	253,611	235,348	235,400	187,987
<i>Income Tax levied for:</i>							
General Purposes	2,234,822	2,090,331	2,095,647	1,995,695	1,914,477	2,048,667	1,895,017
Capital Projects	2,149,227	2,106,634	2,050,926	1,974,016	1,939,801	1,817,627	1,833,830
<i>Grants and Entitlements not Restricted to</i>							
Specific Programs	677,972	557,878	461,827	389,082	673,754	491,904	142,972
Investment Earnings	473,110	1,177,999	968,739	518,177	301,412	286,316	330,833
Gain on Sale of Capital Assets	-	-	3,778	10,798	3,275	-	-
Miscellaneous Income	157,201	201,572	233,576	148,285	206,882	164,061	81,084
Unrestricted contributions	7,740	31,967	12,993	-	-	-	-
Transfers	-	-	-	-	(2,415)	293,000	-
<i>Total Governmental Activities</i>	<u>7,186,557</u>	<u>7,662,002</u>	<u>7,184,145</u>	<u>6,423,673</u>	<u>6,229,423</u>	<u>6,095,837</u>	<u>5,458,080</u>
<i>Business-Type Activities</i>							
Gain on Sale of Capital Assets	-	-	3,675	-	3,825	-	-
Miscellaneous	631,347	423,485	449,800	138,743	-	11,820	13,001
Transfers	-	-	-	-	2,415	(293,000)	-
<i>Total Business-Type Activities Revenues</i>	<u>631,347</u>	<u>423,485</u>	<u>453,475</u>	<u>138,743</u>	<u>6,240</u>	<u>(281,180)</u>	<u>13,001</u>
<i>Total Primary Government General Revenues and Other Changes in Net Assets</i>	<u>7,817,904</u>	<u>8,085,487</u>	<u>7,637,620</u>	<u>6,562,416</u>	<u>6,235,663</u>	<u>5,814,657</u>	<u>5,471,081</u>
<i>Extraordinary Item</i>							
Settlement	-	-	-	357,378	-	-	-
Change in Net Assets							
Governmental Activities	351,652	1,439,545	749,636	1,797,692	289,855	1,229,172	2,596,252
Business-Type Activities	663,883	1,267,145	1,881,549	(1,403,565)	1,172,162	384,171	2,345,519
<i>Total Primary Government Change in Net Assets</i>	<u>\$ 1,015,535</u>	<u>\$ 2,706,690</u>	<u>\$ 2,631,185</u>	<u>\$ 394,127</u>	<u>\$ 1,462,017</u>	<u>\$ 1,613,343</u>	<u>\$ 4,941,771</u>

Source: Respective comprehensive annual financial reports.

Note: 2005 figures were adjusted to reflect prior period adjustment as discussed in Note 18 of the 2006 CAFR.

City of Amherst, Ohio
Fund Balances, Governmental Funds
Last Ten Years
(Modified Accrual Basis of Accounting)

	2008	2007	2006	2005	2004	2003	2002	2001	2000	1999
General Fund										
Reserved	\$ 48,845	\$ 8,769	\$ 67,437	\$ 208,569	\$ 140,579	\$ 152,678	\$ 82,608	\$ 275,320	\$ 380,679	\$ 567,450
Unreserved	2,174,136	2,241,834	1,894,564	1,811,261	2,789,773	2,997,622	2,398,227	2,861,343	2,494,583	1,842,634
Total General Fund	2,222,981	2,250,603	1,962,001	2,019,830	2,930,352	3,150,300	2,480,835	3,136,663	2,875,262	2,410,084
All Other Governmental Funds										
Reserved	1,075,155	964,527	3,276,378	2,666,422	2,519,378	1,894,535	1,596,825	1,138,741	1,026,660	1,071,744
Unreserved, Undesignated, Reported in:										
Special Revenue funds	2,127,236	1,978,602	1,890,894	1,951,422	1,846,055	2,230,212	2,981,454	2,462,571	2,127,982	5,938,639
Debt Service funds	416,397	460,206	511,445	375,077	257,053	395,556	541,686	482,033	430,891	449,543
Capital Projects funds	4,887,101	3,975,081	3,942,992	3,823,153	3,390,990	4,175,093	5,030,843	4,303,619	4,211,967	51,691
Total All Other Governmental Funds	8,505,889	7,378,416	9,621,709	8,816,074	8,013,476	8,695,396	10,150,808	8,386,964	7,797,500	7,511,617
Total Governmental Funds	<u>\$ 10,728,870</u>	<u>\$ 9,629,019</u>	<u>\$ 11,583,710</u>	<u>\$ 10,835,904</u>	<u>\$ 10,943,828</u>	<u>\$ 11,845,696</u>	<u>\$ 12,631,643</u>	<u>\$ 11,523,627</u>	<u>\$ 10,672,762</u>	<u>\$ 9,921,701</u>

(1) Note: The City reclassified the Street Improvement Income Tax Fund from a special revenue fund to a capital projects fund in 2000.

Source: Respective comprehensive annual financial reports.

City of Amherst, Ohio
Changes in Fund Balances, Governmental Funds
Last Ten Years
(Modified Accrual Basis of Accounting)

	2008	2007	2006	2005	2004	2003
Revenues						
Property Taxes	\$ 1,488,284	\$ 1,491,533	\$ 1,407,505	\$ 1,337,465	\$ 1,188,100	\$ 991,775
Municipal Income Taxes	5,063,361	4,178,297	4,032,808	3,865,734	3,927,202	3,788,947
Charges for Services	250,524	261,002	221,794	285,148	290,796	314,972
Fees, Licenses and Permits	178,742	315,906	291,711	315,432	366,938	420,083
Fines and Forfeitures	74,222	85,315	105,945	64,356	-	-
Intergovernmental	1,916,492	2,091,267	1,772,141	2,090,892	1,800,248	1,725,403
Investment Earnings	473,110	1,177,999	968,739	518,177	301,412	286,316
Contributions and Donations (1)	18,109	-	-	-	-	-
Miscellaneous	157,201	223,314	259,677	198,285	166,475	327,696
Total Revenues	9,620,045	9,824,633	9,060,320	8,675,489	8,041,171	7,855,192
Expenditures						
Current:						
General Government	1,219,811	1,290,348	1,092,691	904,361	1,665,590	1,181,052
Security of Persons and Property	3,472,606	3,345,253	3,053,176	3,241,446	2,766,068	2,662,351
Public Health and Welfare	200,768	172,268	208,951	205,856	207,574	266,206
Leisure Time Activities	189,928	192,805	159,941	168,781	172,837	193,476
Central Services	-	-	-	35,902	-	-
Community Development	320,262	297,871	300,383	66,356	318,764	344,776
Basic Utilities Services	-	-	-	-	-	-
Transportation	1,291,509	1,210,649	1,190,978	1,329,361	1,661,249	1,029,501
Capital Outlay	1,538,156	5,043,769	3,570,263	2,871,096	1,891,182	3,346,438
Debt Service:						
Principal Retirement	295,009	270,098	247,559	233,335	206,925	133,000
Interest and Fiscal Charges	120,881	133,817	176,474	95,095	98,505	151,275
Total Expenditures	8,648,930	11,956,878	10,000,416	9,151,589	8,988,694	9,308,075
<i>Excess of Revenues Over (Under) Expenditures</i>	<u>971,115</u>	<u>(2,132,245)</u>	<u>(940,096)</u>	<u>(476,100)</u>	<u>(947,523)</u>	<u>(1,452,883)</u>
Other Financing Sources (Uses)						
Proceeds from the Sale of Capital Assets	-	14,554	23,772	10,798	48,068	440
Proceeds of General Obligation Bonds	-	-	1,475,000	-	-	373,496
Proceeds of OPWC Loans	128,736	163,000	-	-	-	-
Proceeds of Notes and Loans	-	-	189,130	-	-	-
Inception of Capital Lease	-	-	-	-	-	-
Transfers In	585,000	1,305,286	1,081,722	1,764,432	674,446	826,688
Transfers Out	(585,000)	(1,305,286)	(1,081,722)	(1,764,432)	(676,861)	(533,688)
Total Other Financing Sources (Uses)	128,736	177,554	1,687,902	10,798	45,653	666,936
Extraordinary Item:						
Proceeds from Settlement	-	-	-	357,378	-	-
Net Change in Fund Balances	<u>\$ 1,099,851</u>	<u>\$ (1,954,691)</u>	<u>\$ 747,806</u>	<u>\$ (107,924)</u>	<u>\$ (901,870)</u>	<u>\$ (785,947)</u>
Debt Service as a Percentage of Noncapital Expenditures	5.6%	5.8%	6.6%	5.2%	4.3%	4.8%

(1) - Fiscal year 2008 was the first year that this revenue category was reported.
Source: Respective comprehensive annual financial reports.

	2002	2001	2000	1999
\$	1,167,758	\$ 1,169,182	\$ 1,041,042	\$ 1,000,210
	3,725,200	3,651,332	3,343,168	3,488,301
	350,321	532,846	539,138	472,839
	217,192	318,079	154,903	195,584
	-	-	-	-
	2,401,816	2,124,088	1,611,675	1,488,573
	330,833	694,517	988,512	845,505
	-	-	-	-
	151,675	285,836	93,172	484,130
	<u>8,344,795</u>	<u>8,775,880</u>	<u>7,771,610</u>	<u>7,975,142</u>
	1,342,248	1,870,746	2,286,294	1,666,854
	2,509,091	2,354,057	2,084,632	1,927,491
	212,335	232,374	211,198	183,883
	153,245	233,885	156,305	139,402
	-	-	-	-
	414,298	171,746	206,578	131,734
	-	-	-	-
	791,440	946,083	856,361	792,423
	1,518,687	1,986,509	800,320	1,369,075
	156,440	162,359	125,161	276,000
	162,548	161,760	160,349	195,468
	<u>7,260,332</u>	<u>8,119,519</u>	<u>6,887,198</u>	<u>6,682,330</u>
	1,084,463	656,361	884,412	1,292,812
	-	-	-	18,985
	-	-	-	-
	-	-	-	-
	-	-	-	-
	12,870	132,160	21,122	-
	1,955,570	1,517,760	767,076	2,436,367
	<u>(1,955,570)</u>	<u>(1,517,760)</u>	<u>(767,076)</u>	<u>(2,483,953)</u>
	12,870	132,160	21,122	(28,601)
	-	-	-	-
\$	<u>1,097,333</u>	<u>\$ 788,521</u>	<u>\$ 905,534</u>	<u>\$ 1,264,211</u>
	5.6%	5.3%	4.7%	8.9%

City of Amherst, Ohio
Enterprise Funds Summary Data
Last Ten Years

	1999	2000	2001	2002	2003	2004
Water Fund						
Assets	\$ 5,831,832	\$ 5,117,418	\$ 4,713,444	\$ 4,885,148	\$ 4,872,614	\$ 5,146,826
Net Assets	4,586,304	3,817,533	3,467,646	3,711,065	3,671,808	4,020,493
Operating Revenue	1,474,696	1,317,169	1,377,640	2,027,579	1,835,635	2,039,892
Operating Expense	634,142	1,411,839	1,470,153	1,746,243	1,831,531	1,821,311
Operating Income (Loss)	840,554	(94,670)	(92,513)	281,336	4,104	218,581
Nonoperating:						
Interest Expense	(54,445)	(47,771)	(46,310)	(40,909)	(43,361)	(41,598)
Other, net	-	-	-	-	-	1,225
Transfers In	-	-	-	-	-	805
Transfers Out	(5,488)	-	-	-	-	-
Changes in Net Assets/Net Income	780,621	(142,441)	(138,823)	240,427	(39,257)	179,013
Number of Employees	6	5	5	5	4	4
Pumpage (millions of gallons):						
Average Day	1.97	1.69	1.74	1.74	1.70	1.48
Total Year's Pumpage	719	617	635	635	621	540
Sewer Fund						
Assets	\$ 8,323,548	\$ 8,507,603	\$ 8,613,285	\$ 11,088,161	\$ 19,059,392	\$ 22,400,095
Net Assets	5,683,593	5,908,284	6,057,317	8,774,425	9,757,638	10,264,876
Operating Revenue	1,639,651	1,718,310	2,131,660	2,426,919	2,635,370	2,392,084
Operating Expense	1,052,679	1,340,138	1,690,271	1,369,687	1,962,480	1,926,144
Operating Income (Loss)	586,972	378,172	441,389	1,057,232	672,890	465,940
Nonoperating:						
Interest Expense	(123,719)	(115,444)	(110,632)	(101,489)	(99,449)	(112,201)
Loss on Sale of Capital Asset	-	-	-	-	-	-
Other, net	-	-	-	-	(22,648)	-
Transfers In	-	-	-	-	-	805
Transfers Out	(9,149)	-	-	-	(293,000)	-
Capital Contributions	-	-	-	-	-	-
Changes in Net Assets/Net Income	454,104	262,728	330,757	955,743	257,793	354,544
Number of Employees	10	10	10	8	9	9
Treatment Data (millions of gallons per day)						
Minimum Day	1.06	1.30	1.05	0.92	1.32	1.13
Maximum Day	5.07	6.98	5.15	6.34	6.70	10.30
Average Day	1.78	2.23	1.77	1.95	2.32	2.45
Maximum Capacity						
Design	2.25	2.25	2.25	2.25	2.25	3.50
Hydraulic	0.00	0.00	0.00	0.00	0.00	7.50
Electric Fund						
Assets	\$ 8,974,567	\$ 10,422,131	\$ 9,111,202	\$ 9,407,247	\$ 9,363,499	\$ 9,968,720
Net Assets	6,141,082	5,033,721	4,021,860	5,195,719	5,032,326	20,472,507
Operating Revenue	5,218,231	5,378,214	5,875,121	6,367,435	6,193,070	6,535,752
Operating Expense	3,998,125	5,540,643	7,489,033	4,960,798	5,791,470	5,783,685
Operating Income (Loss)	1,220,106	(162,429)	(1,613,912)	1,406,637	401,600	752,067
Nonoperating:						
Interest Expense	(118,856)	(112,508)	(227,297)	(144,558)	(138,265)	(116,867)
Equity in Income of Joint Venture	-	-	2,050,825	-	-	-
Loss on Investment in Joint Venture	-	-	-	(112,730)	(97,700)	-
Other, net	-	-	-	-	-	2,600
Transfers In	-	-	-	-	-	805
Transfers Out	(5,033)	-	-	-	-	-
Changes in Net Assets/Net Income	1,096,217	(274,937)	209,616	1,149,349	165,635	638,605
Number of Employees	5	5	4	6	5	7

Source: Respective comprehensive annual financial reports.

Note: 2005 figures were adjusted to reflect prior period adjustment as discussed in Note 18 of the 2006 CAFR.

2005	2006	2007	2008
\$ 5,186,627	\$ 6,210,032	\$ 6,157,186	\$ 6,011,981
4,141,038	4,447,762	4,522,029	4,308,114
1,912,165	1,959,225	1,870,021	1,726,057
1,749,994	1,569,000	1,726,553	1,873,986
162,171	390,225	143,468	(147,929)
(41,626)	(83,501)	(69,201)	(65,986)
-	-	-	-
-	-	-	-
-	-	-	-
120,545	306,724	74,267	(213,915)
5	5	5	5
1.64	1.52	1.52	1.55
598	555	553	568
\$ 20,504,463	\$ 20,110,331	\$ 20,017,195	\$ 19,548,491
10,190,224	10,493,031	10,921,574	10,955,191
2,383,579	2,393,190	2,475,990	2,475,120
2,798,330	1,775,374	1,707,569	2,118,306
(414,751)	617,816	768,421	356,814
(395,845)	(315,009)	(339,878)	(323,197)
(804,712)	-	-	-
-	-	-	-
-	-	-	-
-	-	-	-
1,142,046	-	-	-
(473,262)	302,807	428,543	33,617
9	9	9	10
1.57	1.53	0.97	1.10
9.71	11.77	10.30	13.09
3.01	2.62	2.31	2.43
3.50	3.50	3.50	3.50
7.50	7.50	7.00	7.00
\$ 8,672,522	\$ 9,547,975	\$ 10,291,201	\$ 10,629,476
5,136,290	6,408,308	7,172,643	8,016,824
7,469,568	8,712,321	8,839,459	9,117,230
8,171,429	7,235,603	7,852,752	8,068,826
(701,861)	1,476,718	986,707	1,048,404
(163,681)	(115,618)	(127,447)	(112,938)
-	-	-	-
(185,306)	(92,757)	(94,925)	(91,285)
-	3,675	-	-
-	-	-	-
-	-	-	-
(1,050,848)	1,272,018	764,335	844,181
8	8	8	7

City of Amherst, Ohio
Assessed Valuation and Estimated Actual Values of Taxable Property
Last Ten Years

Tax/ Collection Year	Real Property			Tangible Personal Property (3)	
	Assessed Value		Estimated Actual Value(1)	Public Utility	
	Residential/ Agricultural	Commercial Industrial/PU		Assessed Value	Estimated Actual Value
2008	\$ 268,418,350	\$ 50,481,050	\$ 911,141,143	\$ 1,710,440	\$ 1,943,682
2007	263,675,390	46,231,420	885,448,029	3,191,860	3,627,114
2006	261,838,730	46,202,660	880,118,257	3,220,620	3,659,795
2005	242,938,520	40,662,610	810,288,943	3,363,860	3,822,568
2004(2)	235,317,860	39,370,670	762,489,429	3,748,390	4,259,534
2003	229,343,730	37,471,510	762,329,257	3,944,970	4,482,920
2002	206,629,190	35,536,210	691,901,143	3,780,300	4,295,795
2001	200,905,350	34,892,130	673,707,086	5,692,860	6,469,159
2000	195,970,850	35,050,420	660,060,771	5,701,900	6,479,432
1999	164,090,580	32,480,400	561,631,371	5,853,200	6,651,364

Source: Lorain County Auditor

(1) - This amount is calculated based on the following percentages:
 Real property is assessed at thirty-five percent of actual value.
 Public utility is assessed at eighty-eight percent of actual value.
 Tangible personal property is assessed at twenty-five percent of the true value for capital assets and twenty-four percent of true value for inventory.

(2) - Reflects triennial adjustment

Tangible Personal Property (3)

General Business			Total			
Assessed Value		Estimated Actual Value	Assessed Value	Estimated Actual Value	Ratio	Direct Rate
\$ 3,939,456	3	\$ 63,031,296	\$ 324,549,296	\$ 976,116,121	33.25%	5.70
7,998,290	3	63,986,320	321,096,960	953,061,462	33.69	5.70
11,937,746	3	63,667,979	323,199,756	947,446,031	34.11	5.75
10,265,265	3	41,061,060	297,230,255	855,172,571	34.76	5.75
14,702,555		58,810,220	293,139,475	825,559,183	35.51	5.75
17,418,620		69,674,480	288,178,830	836,486,658	34.45	6.10
19,348,620		77,394,480	265,294,320	773,591,418	34.29	5.13
18,953,000		75,812,000	260,443,340	755,988,245	34.45	5.20
18,188,231		72,752,924	254,911,401	739,293,127	34.48	5.30
18,834,889		75,339,556	221,259,069	643,622,291	34.38	5.77

City of Amherst, Ohio
Property Tax Rates
Last Ten Years

Fiscal Year	Effective Rate (1)			City							County	Amherst Exempted School District	Lorain County Joint Vocational School
	Class 1 Res/Agr	Class 2 All other	Total Rate	General Fund	Bond Retirement - Inside	Bond Retirement - Voted	Fire - Voted	Health District	Total City				
1999 for 2000	45.00	49.91	77.42	3.00	0.20	1.10	1.00	0.00	5.30	10.79	57.98	2.45	
2000 for 2001	45.45	52.40	81.79	3.00	0.20	1.00	1.00	0.00	5.20	10.79	57.98	2.45	
2001 for 2002	47.82	54.93	83.85	3.00	0.20	0.93	1.00	0.00	5.13	10.79	62.42	2.45	
2002 for 2003	46.06	52.92	82.02	3.00	0.20	0.90	1.00	1.00	6.10	12.89	60.88	2.45	
2003 for 2004	45.16	52.58	83.14	3.00	0.20	0.55	1.00	1.00	5.75	12.89	62.05	2.45	
2004 for 2005	45.58	52.74	83.37	3.00	0.20	0.55	1.00	1.00	5.75	13.19	61.98	2.45	
2005 for 2006	46.93	53.05	83.67	3.00	0.20	0.55	1.00	1.00	5.75	13.49	61.98	2.45	
2006 for 2007	43.36	49.09	83.30	3.00	0.20	0.50	1.00	1.00	5.70	13.49	61.66	2.45	
2007 for 2008	43.66	48.93	83.10	3.00	0.20	0.50	1.00	1.00	5.70	13.39	61.56	2.45	
2008 for 2009	50.71	55.70	90.21	3.00	0.20	0.50	1.00	1.00	5.70	13.39	68.68	2.45	

Source: Lorain County Auditor

City of Amherst, Ohio
Property Tax Levies And Collections
Last Ten Years

Year	Total Tax Levy	Current Tax Collections (1)	Percent of Current Tax Collections To Tax Levy	Delinquent Tax Collections	Total Tax Collections	Percent of Total Tax Collections To Tax Levy	Accumulated Outstanding Delinquent Taxes	Percentage of Delinquent Taxes to Total Tax Levy
2008	\$ 1,447,383	\$ 1,411,767	97.54%	\$ 44,654	\$ 1,456,421	100.62%	\$ 49,366	3.41%
2007	1,414,529	1,375,776	97.26%	35,448	1,411,224	99.77%	38,848	2.75%
2006	1,332,810	1,299,579	97.51%	34,759	1,334,338	100.11%	29,516	2.21%
2005	1,304,357	1,272,619	97.57%	34,027	1,306,646	100.18%	32,211	2.47%
2004	1,265,889	1,235,798	97.62%	28,813	1,264,611	99.90%	55,427	4.38%
2003	1,182,379	1,150,168	97.28%	33,819	1,183,987	100.14%	30,799	2.60%
2002	1,161,290	1,124,502	96.83%	26,128	1,150,630	99.08%	23,582	2.03%
2001	1,149,617	1,118,764	97.32%	30,690	1,149,454	99.99%	35,546	3.09%
2000	1,022,049	990,743	96.94%	24,251	1,014,994	99.31%	38,346	3.75%
1999	1,014,406	987,449	97.34%	23,639	1,011,088	99.67%	32,596	3.21%

Source: Lorain County, Ohio: County Auditor

(1) State reimbursement of rollback and homestead exemptions are included.

Note: The County does not identify delinquent collections by the year for which the tax was levied.

City of Amherst, Ohio
Principal Property Taxpayers
 2008

Taxpayer	Property Assessed Valuation (1)	Percentage of Assessed Valuation
Nordson Corp	\$ 4,530,840	1.40 %
Amherst Plaza Limited	3,128,090	0.96 %
Acadia Amherst LLC	2,301,250	0.71 %
Spitzer A Team Limited	2,188,450	0.67 %
Amherst Manor Company	1,890,010	0.58 %
Centrytel of Ohio, Inc.	1,866,810	0.58 %
Central Village Ltd. Co.	1,624,390	0.50 %
Lilley Britt C. Trustee	1,059,550	0.33 %
Oster Construction	1,003,530	0.31 %
Pinecrest Apartments Ltd.	908,800	0.28 %
Total Ten Taxpayers Assessed Valuation	<u>\$ 20,501,720</u>	<u>6.32 %</u>
Total Assessed Valuation	<u>\$ 324,549,296</u>	

(1) The amounts presented represent the assessed values upon which 2008 collections were based.

Information for 1999 was not available.

City of Amherst, Ohio
Income Tax Revenue Base and Collections
Last Ten Years

<u>Tax Year (1)</u>	<u>Tax Rate</u>	<u>Total Tax Collected</u>	<u>Taxes from Withholding</u>	<u>Percentage of Taxes from Withholding</u>	<u>Taxes From Net Profits</u>	<u>Percentage of Taxes from Net Profits</u>	<u>Taxes From Individuals</u>	<u>Percentage of Taxes from Individuals</u>
2008	1.50%	\$ 4,338,309	\$ 2,415,395	55.68%	\$ 340,143	7.84%	\$1,582,771	36.48%
2007	1.50%	4,174,442	2,434,981	58.33%	281,156	6.74%	1,458,305	34.93%
2006	1.50%	4,068,103	2,294,139	56.39%	285,236	7.01%	1,488,728	36.60%
2005	1.50%	3,882,300	2,250,827	57.98%	233,210	6.01%	1,398,264	36.02%
2004	1.50%	3,822,924	2,244,897	58.72%	247,164	6.47%	1,330,863	34.81%
2003	1.50%	3,687,817	2,184,166	59.23%	226,001	6.13%	1,277,651	34.65%
2002	1.50%	3,749,039	2,160,222	57.62%	253,536	6.76%	1,335,281	35.62%
2001	1.50%	3,624,987	2,135,184	58.90%	241,373	6.66%	1,248,430	34.44%
2000	1.50%	3,504,774	2,096,513	59.82%	243,531	6.95%	1,164,730	33.23%
1999	1.50%	3,443,015	1,998,178	58.04%	356,315	10.35%	1,088,523	31.62%

(1) All years are shown on a cash basis. Source: City Income Tax Department

Note: The City is prohibited by statute from presenting information regarding individual taxpayers.

City of Amherst, Ohio
*Ratio of Outstanding Debt to
Total Personal Income and Debt Per Capita
Last Ten Years*

Year	Governmental Activities			Business-Type Activities					Total Debt	Percentage of Personal Income	Per Capita
	General Obligation Bonds	OPWC Loans	Capital Leases	General Obligation Bonds	Notes Payable	Capital Leases	OWDA Loans	OPWC Loans			
2008	\$ 3,355,023	\$ 562,693	\$ -	\$ 3,734,998	\$ 1,132,000	\$ -	\$ 7,185,092	\$ 97,192	\$ 16,066,998	5.31%	\$ 1,362
2007 *	3,594,185	468,966	-	4,154,998	1,282,000	-	7,510,743	105,839	17,116,731	5.66%	1,451
2006	3,903,525	249,791	1,717	4,554,999	1,432,000	-	7,824,569	114,486	18,081,087	5.97%	1,533
2005	2,615,759	70,646	4,291	4,140,000	1,585,000	-	8,099,235	83,039	16,597,970	5.48%	1,407
2004	2,779,497	77,071	36,201	4,495,000	1,715,000	27,922	9,357,962	89,682	18,578,335	6.14%	1,575
2003	2,948,000	85,996	69,720	4,770,000	1,865,000	54,264	5,935,709	96,324	15,825,013	5.23%	1,341
2002	2,781,000	12,500	101,509	5,075,000	2,005,000	79,118	-	102,966	10,157,093	3.36%	861
2001	2,904,000	17,500	117,079	5,365,000	-	102,567	-	109,609	8,615,755	2.85%	730
2000	3,027,000	22,500	19,278	5,640,000	-	-	-	116,252	8,825,030	2.92%	748
1999	3,145,000	-	2,817	5,915,000	-	-	-	122,894	9,185,711	N/A	889

Note: Population and Personal Income data are presented on page 145.

N/A - Information not available

Source: City's financial records

City of Amherst, Ohio
*Ratio of General Obligation Bonded Debt to Assessed
Value and Bonded Debt Per Capita
Last Ten Years*

Year	Population (1)		Estimated Actual Value of Taxable Property (2)	Gross Bonded Debt (3)	Ratio of Net Bonded Debt to Estimated Actual Value of Taxable Property	Net Bonded Debt Per Capita
2008	11,797	b	\$ 976,116,121	\$ 3,355,023	0.34 %	\$ 284.40
2007	11,797	b	953,061,462	3,594,185	0.38 %	304.67
2006	11,797	b	947,446,031	3,903,525	0.41 %	330.89
2005	11,797	b	855,172,571	2,615,759	0.31 %	221.73
2004	11,797	b	825,559,183	2,779,497	0.34 %	235.61
2003	11,797	b	836,486,658	2,948,000	0.35 %	249.89
2002	11,797	b	773,591,418	2,781,000	0.36 %	235.74
2001	11,797	b	755,988,245	2,904,000	0.38 %	246.16
2000	11,797	b	739,293,127	3,027,000	0.41 %	256.59
1999	10,332	a	643,622,291	3,145,000	0.49 %	304.39

Sources:

(1) U. S. Bureau of Census, Census of Population.

(a) 1990 Federal Census

(b) 2000 Federal Census

(2) County Auditor

(3) Includes all general obligation bonded debt with the exception of Special Assessment debt and Business-Type Activities general obligation bonded debt.

City of Amherst, Ohio
Computation of Direct and Overlapping Governmental Activities Debt
December 31, 2008

Jurisdiction	Governmental Activities Debt Outstanding	Percentage Applicable to City (1)	Amount Applicable to City
Direct - City of Amherst			
General Obligation Bonds	\$ 3,355,023	100 %	\$3,355,023
OPWC Loans	<u>562,693</u>	100 %	<u>562,693</u>
<i>Total Direct Debt</i>	<u>3,917,716</u>		<u>3,917,716</u>
Overlapping			
County			
General Obligation Bonds	<u>28,220,000</u>	4.70%	<u>1,326,340</u>
<i>Total Overlapping Debt</i>	<u>28,220,000</u>		<u>1,326,340</u>
Total	<u><u>\$32,137,716</u></u>		<u><u>\$5,244,056</u></u>

Source: County Auditor

(1) Percentages were determined by dividing each overlapping subdivision's assessed valuation within the City by its total assessed valuation.

This page intentionally left blank.

City of Amherst, Ohio

Legal Debt Margin

Last Ten Years

	2008	2007 *	2006	2005
Total Assessed Property Value	\$ 324,549,296	\$ 321,096,960	\$ 323,199,756	\$ 297,230,255
Overall Legal Debt Limit (10 ½ % of Assessed Valuation)	34,077,676	33,715,181	33,935,974	31,209,177
Debt Outstanding:				
General Obligation Bonds	\$ 7,090,021	\$ 7,749,183	\$ 8,458,524	\$ 6,755,759
Notes Payable	1,132,000	1,282,000	1,432,000	1,585,000
OPWC Loans	659,885	574,805	364,277	153,685
OWDA Loans	7,185,092	7,510,743	7,824,569	8,099,235
Total Gross Indebtedness	16,066,998	17,116,731	18,079,370	16,593,679
Less:				
General Obligation Bonds - Business Type Activities	(3,734,998)	(4,154,998)	(4,554,999)	(4,140,000)
Notes Payable - Business Type Activities	(1,132,000)	(1,282,000)	(1,432,000)	(1,585,000)
OPWC Loans - Business Type Activities	(97,192)	(105,839)	(114,486)	(83,039)
OWDA Loans - Business Type Activities	(7,185,092)	(7,510,743)	(7,824,569)	(8,099,235)
Total Net Debt Applicable to Debt Limit	3,917,716	4,063,151	4,153,316	2,686,405
Legal Debt Margin Within 10 ½ % Limitations	\$ 30,159,960	\$ 29,652,030	\$ 29,782,658	\$ 28,522,772
Legal Debt Margin as a Percentage of the Debt Limit	88.50%	87.95%	87.76%	91.39%
Unvoted Debt Limitation (5 ½ % of Assessed Valuation)	\$ 17,850,211	\$ 17,660,333	\$ 17,775,987	\$ 16,347,664
Total Gross Indebtedness	16,066,998	17,116,731	18,079,370	16,593,679
Less:				
General Obligation Bonds - Business Type Activities	(3,734,998)	(4,154,998)	(4,554,999)	(4,140,000)
Notes Payable - Business Type Activities	(1,132,000)	(1,282,000)	(1,432,000)	(1,585,000)
OPWC Loans - Business Type Activities	(97,192)	(105,839)	(114,486)	(83,039)
OWDA Loans - Business Type Activities	(7,185,092)	(7,510,743)	(7,824,569)	(8,099,235)
Net Debt Within 5 ½ % Limitations	3,917,716	4,063,151	4,153,316	2,686,405
Unvoted Legal Debt Margin Within 5 ½ % Limitations	\$ 13,932,495	\$ 13,597,182	\$ 13,622,671	\$ 13,661,259
Unvoted legal Debt Margin as a Percentage of the Unvoted Debt Limitation	78.05%	76.99%	76.64%	83.57%

Source: City Financial Records

* - As restated - See Note 18.

2004	2003	2002	2001	2000	1999
<u>\$ 293,139,475</u>	<u>\$ 288,178,830</u>	<u>\$ 265,294,320</u>	<u>\$ 260,443,340</u>	<u>\$ 254,911,401</u>	<u>\$ 221,259,069</u>
<u>30,779,645</u>	<u>30,258,777</u>	<u>27,855,904</u>	<u>27,346,551</u>	<u>26,765,697</u>	<u>23,232,202</u>
\$ 7,274,497	\$ 7,718,000	\$ 7,856,000	\$ 8,269,000	\$ 8,667,000	\$ 9,060,000
1,715,000	1,865,000	2,005,000	-	-	-
166,753	182,320	115,466	127,109	138,752	122,894
9,357,962	5,935,709	-	-	-	-
<u>18,514,212</u>	<u>15,701,029</u>	<u>9,976,466</u>	<u>8,396,109</u>	<u>8,805,752</u>	<u>9,182,894</u>
(4,495,000)	(4,770,000)	(5,075,000)	(5,365,000)	(5,640,000)	(5,915,000)
(1,715,000)	(1,865,000)	(2,005,000)	-	-	-
(89,682)	(96,324)	(102,966)	(109,609)	(116,252)	(122,894)
(9,357,962)	(5,935,709)	-	-	-	-
<u>2,856,568</u>	<u>3,033,996</u>	<u>2,793,500</u>	<u>2,921,500</u>	<u>3,049,500</u>	<u>3,145,000</u>
<u>\$ 27,923,077</u>	<u>\$ 27,224,781</u>	<u>\$ 25,062,404</u>	<u>\$ 24,425,051</u>	<u>\$ 23,716,197</u>	<u>\$ 20,087,202</u>
90.72%	89.97%	89.97%	89.32%	88.61%	86.46%
<u>\$ 16,122,671</u>	<u>\$ 15,849,836</u>	<u>\$ 14,591,188</u>	<u>\$ 14,324,384</u>	<u>\$ 14,020,127</u>	<u>\$ 12,169,249</u>
<u>18,514,212</u>	<u>15,701,029</u>	<u>9,976,466</u>	<u>8,396,109</u>	<u>8,805,752</u>	<u>9,182,894</u>
(4,495,000)	(4,770,000)	(5,075,000)	(5,365,000)	(5,640,000)	(5,915,000)
(1,715,000)	(1,865,000)	(2,005,000)	-	-	-
(89,682)	(96,324)	(102,966)	(109,609)	(116,252)	(122,894)
(9,357,962)	(5,935,709)	-	-	-	-
<u>2,856,568</u>	<u>3,033,996</u>	<u>2,793,500</u>	<u>2,921,500</u>	<u>3,049,500</u>	<u>3,145,000</u>
<u>\$ 13,266,103</u>	<u>\$ 12,815,840</u>	<u>\$ 11,797,688</u>	<u>\$ 11,402,884</u>	<u>\$ 10,970,627</u>	<u>\$ 9,024,249</u>
82.28%	80.86%	80.85%	79.60%	78.25%	74.16%

City of Amherst, Ohio
Principal Employers
Current Year and Nine Years Ago

2008

Employer	Type of Business	Rank
Nordson Corporation	Manufacturing	1
Amherst Exempted Village Schools	Education	2
Hospital for Orthopaedic & Specialty Serv.	Healthcare	3
City of Amherst	Government	4
Giant Eagle Inc.	Grocery Store	5
KTM North American Inc.	Manufacturing	6
Amherst Manor	Healthcare	7
Clovervale Farms Inc.	Manufacturing	8
Grace Hospital	Healthcare	9
Permier Toyota Scion	Auto Sales	10

1999

Employer	Type of Business	Rank
Nordson Corporation	Manufacturing	1
Amherst Exempted Village Schools	Education	2
Hospital for Orthopaedic & Specialty Serv.	Healthcare	3
City of Amherst	Government	4
Giant Eagle Inc.	Grocery Store	5
Spitzer Auto World Amherst Inc.	Auto Sales	6
Sprenger Enterprises	Healthcare	7
Crystal Mortgage Company	Mortgage Lender	8
Host International Inc.	Fast Food Sales	9
Lorain County Employees	Government	10

Source: City Tax Department

Note: Due to legal restrictions and confidentiality requirements, the City cannot disclose the amount of withholdings by taxpayer.

City of Amherst, Ohio
Demographic and Economic Statistics
Last Ten Years

Year	Population (1)	Total Personal Income (5)	Personal Income Per Capita (1)	Median Household Income (1)	Median Age (1)	Educational Attainment: Bachelor's Degree or Higher (1)	School Enrollment (2)	Lorain County Unemployment Rate (3)	Average Sales Price of Residential Property (4)	Total Assessed Property Value (4)
2008	11,797	a \$ 302,663,832	\$ 25,656	\$ 53,513	40.2	1,805	4,292	7.0%	\$ 166,870	\$ 324,549,296
2007	11,797	a 302,663,832	25,656	53,513	40.2	1,805	4,333	6.2%	166,290	321,096,960
2006	11,797	a 302,663,832	25,656	53,513	40.2	1,805	4,345	5.8	165,150	323,199,756
2005	11,797	a 302,663,832	25,656	53,513	40.2	1,805	4,257	5.8	174,058	297,230,255
2004	11,797	a 302,663,832	25,656	53,513	40.2	1,805	4,232	6.2	161,117	293,139,475
2003	11,797	a 302,663,832	25,656	53,513	40.2	1,805	4,190	6.6	176,727	288,178,830
2002	11,797	a 302,663,832	25,656	53,513	40.2	1,805	3,967	7.1	161,025	265,294,320
2001	11,797	a 302,663,832	25,656	53,513	40.2	1,805	3,758	5.6	148,587	260,443,340
2000	11,797	a 302,663,832	25,656	53,513	40.2	1,805	3,873	5.4	147,745	254,911,401
1999	10,332	b N/A	N/A	N/A	N/A	N/A	3,768	5.0	137,878	221,259,069

(1) Source: U. S. Census

(a) Years 2000 through 2007 - 2000 Federal Census

(b) Year 1999 - 1990 Federal Census

(2) Source: Amherst Exempted Village Board of Education

(3) Source: Ohio Department of Unemployment, Labor Market Information Department

(4) Source: County Auditor

(5) Computed by taking per capita personal income multiplied by population

N/A - Information not available

City of Amherst, Ohio
Full-Time Equivalent City Government Employees by Function/Program
Last Seven Years (1)

Function/Program	2008	2007	2006	2005	2004	2003	2002
General Government							
Council	4.50	4.50	4.50	4.50	4.50	4.50	4.50
Finance	3.50	3.50	3.50	3.50	3.00	3.50	3.50
Tax	1.00	1.00	1.00	1.00	1.00	1.00	1.00
Law	1.50	1.50	1.50	1.50	1.50	1.50	1.50
Administration	2.50	2.50	2.50	2.50	2.50	2.50	2.50
Civil Service	2.00	2.00	2.00	2.00	2.00	2.00	2.00
Cable	0.00	0.00	0.00	0.00	0.50	0.50	0.50
Security of Persons and Property							
Police	22.50	22.50	22.50	22.50	22.00	22.50	22.00
Police - Dispatchers/Office/Other	9.00	10.00	10.00	9.00	9.00	8.00	9.00
Fire	16.00	17.50	17.50	17.00	17.00	18.00	17.00
Public Health Services							
Cemetery	0.00	0.00	2.50	2.50	2.00	4.00	3.50
Social Services	2.00	2.00	2.00	2.00	2.50	3.00	3.50
Leisure Time Activities							
Recreation	1.00	1.00	1.50	1.50	0.50	1.50	2.00
Community Development							
Building	3.50	4.00	4.00	4.00	4.50	4.00	4.00
Transportation							
Street M&R	7.00	8.00	6.00	8.00	8.00	8.00	8.00
Basic Utility Services							
Electric	7.00	8.00	8.00	8.00	7.00	5.00	6.00
Utility Office	5.00	5.00	5.00	5.00	5.00	5.00	5.00
Water	5.00	5.00	5.00	5.00	4.00	4.00	5.00
Wastewater	10.00	9.00	9.00	9.00	9.00	9.00	8.00
Totals	<u>103.00</u>	<u>107.00</u>	<u>108.00</u>	<u>108.50</u>	<u>105.50</u>	<u>107.50</u>	<u>108.50</u>

Source: OBEC (Ohio Bureau Employee Compensation) report, plus elected officials.

Method: Using 1.0 for each full-time employee and 0.50 for each part-time and seasonal employee at year end.

(1) Information prior to 2002 is not available

City of Amherst, Ohio
Operating Indicators by Function/Program
Last Seven Years (1)

Function/Program	2008	2007	2006	2005	2004	2003	2002
General Government							
<i>Council and Clerk</i>							
Number of Ordinances Passed	53	84	80	102	11	148	162
Number of Resolutions Passed	5	9	8	8	12	12	18
Number of Planning Commission docket items	19	21	27	31	28	N/A	N/A
Zoning Board of Appeals docket items	55	59	71	62	54	N/A	N/A
<i>Finance Department</i>							
Number of checks/ vouchers issued	3,463	3,626	3,595	3,897	3,652	3,381	3,788
Amount of checks written	\$ 26,112,499	\$ 30,101,952	\$ 27,187,148	\$ 30,980,308	\$ 28,156,561	\$ 24,223,222	\$ 15,348,014
Interest earnings for fiscal year (cash basis)	\$ 502,538	\$ 1,018,280	\$ 877,438	\$ 607,401	\$ 335,179	\$ 291,367	\$ 363,010
Number of Receipts issued	643	617	631	652	683	766	868
Number of Journal Entries issued	469	501	518	572	536	534	540
Number of Budget Adjustments issued	8	9	11	6	12	12	22
Agency Ratings - Moody's Financial Services	A-2	A-2	A-2	N/A	N/A	N/A	N/A
Health Insurance Costs vs General Fund Expenditures %	9.00%	9.80%	6.40%	5.80%	5.50%	6.90%	6.60%
General Fund Receipts (cash basis in thousands)	\$ 4,572	\$ 4,906	\$ 4,917	\$ 4,563	\$ 8,022	\$ 5,273	\$ 4,521
General Fund Expenditures (cash basis in thousands)	\$ 4,979	\$ 4,862	\$ 4,878	\$ 4,822	\$ 8,588	\$ 4,918	\$ 4,408
General Fund Cash Balances (in thousands)	980	1,376	1,405	1,365	1,624	2,190	1,835
<i>Income Tax Department</i>							
Number of Individual Returns	5,278	5,315	5,315	5,364	5,361	5,217	5,085
Number of Business Returns	1,194	1,146	1,112	1,120	1,075	1,127	1,082
Number of business withholding accounts	1,013	1,037	966	986	1,016	98	1,008
Amount of Penalties and Interest Collected	\$ 17,946	\$ 19,292	\$ 24,728	\$ 27,466	\$ 32,064	\$ 33,444	\$ 21,422
Annual number of Corporate withholding forms processed	4,053	4,174	3,932	3,928	4,153	3,912	3,994
Annual number of balance due statements forms processed	4,500	4,200	3,600	2,800	2,000	2,000	1,500
Annual number of estimated payment forms processed	731	576	785	773	768	745	798
Annual number of reconciliations of withholdings processed	939	1,037	979	943	954	937	983
<i>Civil Service</i>							
Number of police entry tests administered	0	1	0	0	1	0	0
Number of police promotional tests administered	0	0	0	0	0	0	1
Number of fire promotional tests administered	0	0	0	0	0	1	0
Number of hires of police officers from certified lists	0	0	0	1	1	4	0
Number of promotions from police certified lists	0	0	0	0	0	0	1
Number of promotions from fire certified lists	0	0	0	0	0	1	0
<i>Building Department Indicators</i>							
Construction Permits Issued	672	778	841	958	1,004	1,133	1,104
Estimated Value of Construction	\$ 9,440,858	\$ 21,945,621	\$ 19,589,286	\$ 21,752,602	\$ 21,085,964	\$ 30,360,104	\$ 24,430,088
Amount of revenue generated from permits	\$ 134,371	\$ 255,648	\$ 261,251	\$ 333,002	\$ 349,943	\$ 441,024	\$ 222,688
Number of contract registrations issued	463	537	408	162	163	133	130
Security of Persons & Property							
<i>Police</i>							
Total Calls for Services	10,243	10,662	10,675	11,462	12,844	12,508	11,565
Number of traffic citations issued	2,649	2,699	1,679	3,374	2,091	2,931	1,181
Number of parking citations issued	215	316	467	880	349	221	282
Number of criminal arrests	1,423	1,675	1,675	1,675	1,432	950	711
Number of accident reports completed	449	375	385	427	491	426	488
Police Dept. Auxiliary hours worked	1,662	1,214	1,999	2,269	2,184	N/A	N/A
DUI Arrests	153	120	130	142	186	161	100
Prisoners	256	365	110	N/A	N/A	N/A	N/A
Prisoner meal costs	\$ 813	\$ 4,222	\$ 7,904	9,892	3,319	8,625	4,694
Motor Vehicle Accidents	449	427	385	427	491	426	488
Fatalities from Motor Vehicle Accidents	1	0	1	0	0	0	0
Gasoline costs of fleet	\$ 56,155	\$ 48,107	\$ 48,708	39,765	32,830	26,639	26,057
Community Diversion Program Youths	82	63	83	74	82	51	N/A
Community Diversion Program - community service hours	574	441	498	444	492	306	N/A

(continued)

City of Amherst, Ohio
Operating Indicators by Function/Program (continued)
Last Seven Years (1)

Function/Program	2008	2007	2006	2005	2004	2003	2002
Fire							
EMS Calls	184	166	121	210	217	86	N/A
Fire Calls	380	376	334	318	337	344	N/A
Fires with Loss	23	16	38	39	39	33	N/A
Fires with Losses exceeding \$10K	15	12	10	8	9	4	N/A
Fire Losses \$	\$ 613,400	\$ 446,000	\$ 944,500	\$ 662,400	\$ 748,000	\$ 209,130	N/A
Fire Safety Inspections	300	300	290	270	255	N/A	N/A
Number of times Mutual Aid given to Fire and EMS	36	25	20	10	8	9	N/A
Number of times Mutual Aid received for Fire and EMS	12	8	10	3	4	4	N/A
Public Health and Welfare							
Cemetery sale of lots	18	17	19	2	5	8	10
Cemetery receipts	\$ 18,684	\$ 11,160	\$ 21,062	\$ 10,989	\$ 12,714	\$ 10,812	\$ 16,817
Leisure Time Activities							
Recreation							
Recreation Swimming pool receipts	\$ 72,323	\$ 66,011	\$ 60,086	\$ 56,092	\$ 52,389	\$ 50,359	\$ 63,927
Recreation Mens & Womens Leagues receipts	10,360	8,435	9,150	9,030	8,790	10,020	9,060
Senior Van Fees	2,850	2,608	2,968	1,781	944	1,189	1,164
Beaver Creek Facilities rentals	16,890	12,910	12,490	12,195	0	10,255	N/A
Total Recreation Department receipts	<u>\$ 102,423</u>	<u>\$89,964</u>	<u>\$84,694</u>	<u>\$79,098</u>	<u>\$62,123</u>	<u>\$71,823</u>	<u>\$74,151</u>
Community Development							
Grant amounts received due to Economic Development Dept.	\$ 87,284	\$ 170,854	\$ 151,518	\$ 340,984	\$ 149,360	\$ 149,188	\$ 229,269
Transportation							
Cost of salt purchased	\$ 158,784	\$ 106,457	\$ 66,143	\$ 106,654	\$ 114,271	\$ 113,767	\$ 86,866
Water Department							
Water Rates per 1st 3,000 gallons of water used	8.50	8.70	8.91	9.93	10.65	10.65	10.65
Avg. number of water accounts billed monthly (Cu. Ft.)	5,905	5,906	5,839	5,737	5,808	5,727	5,781
Total Water Collections Annually (Including P&I)	\$ 1,607,416	\$ 1,666,827	\$ 1,706,332	\$ 1,917,977	\$ 1,804,173	\$ 1,669,267	\$ 1,714,909
Payments to Elyria and Lorain for bulk water purchases	\$ 744,279	\$ 851,051	\$ 822,263	\$ 805,671	\$ 1,033,785	\$ 1,020,923	\$ 1,009,236
Wastewater Department							
Wastewater Rates per 1st 3,000 gallons of water used	\$ 25.00	\$ 25.00	\$ 25.00	\$ 25.00	\$ 25.00	\$ 25.00	\$ 25.00
Total flow of wastewater treatment plant (Billions of Gallons)	0.891	0.843	0.954	1.097	0.897	0.848	0.712
Tons of dry sludge removed	303.74	379.42	282.31	263.67	161.05	271.09	246.30

(1) Information prior to 2002 is not available

N/A - Information not available.

Source: County departments.

City of Amherst, Ohio
Capital Assets Statistics by Function/Program
Last Three Years

Function/Program	2008	2007	2006
General Government			
Square Footage Occupied	13,202	13,202	13,202
Administrative Vehicles	0	0	0
Inspection Vehicles	0	0	0
Municipal Court Vehicles	0	0	0
Lands & Buildings Vehicles	0	0	0
Police			
Stations	1	1	1
Square Footage of Building	20,000	20,000	20,000
Vehicles	19	19	19
Fire			
Stations	1	1	1
Square Footage of Building	18,050	18,050	18,050
Vehicles	10	10	10
Recreation			
Number of Parks	5	5	4
Number of Pools	1	1	1
Number of Ice Rinks	0	0	0
Number of Tennis Courts	0	0	0
Number of Skateboarding Areas	0	0	0
Number of Baseball Diamonds	0	0	0
Number of Tot Lots	0	0	0
Number of Soccer Fields	3	3	3
Square Footage of Ellenwood Building	2,800	2,800	2,800
Vehicles	3	3	3
Other Public Works			
Streets (miles)	71	71	71
Service Vehicles	13	15	15
Wastewater			
Sanitary Sewers (miles)	69.00	69.00	69.00
Storm Sewers (miles)	40.00	40.00	40.00
Vehicles	4	4	4
Water Department			
Water Lines (miles)	70	70	70
Vehicles	6	4	3

Information prior to 2006 is not available.

Source: County departments.

This Page is Intentionally Left Blank.



Mary Taylor, CPA
Auditor of State

CITY OF AMHERST

LORAIN COUNTY

CLERK'S CERTIFICATION

This is a true and correct copy of the report which is required to be filed in the Office of the Auditor of State pursuant to Section 117.26, Revised Code, and which is filed in Columbus, Ohio.

Susan Babbitt

CLERK OF THE BUREAU

CERTIFIED
SEPTEMBER 8, 2009