

Gallipolis City School District

Gallipolis, Ohio

Basic Financial Statements

Single Audit

July 1, 2006 Through June 30, 2007

Fiscal Year Audited Under GAGAS: 2007

BALESTRA, HARR & SCHERER

CERTIFIED PUBLIC ACCOUNTANTS

528 S. WEST STREET, P.O. Box 687

PIKETON, OHIO 45661

TELEPHONE (740) 289-4131

FAX (740) 289-3639

www.bhscpas.com



Mary Taylor, CPA
Auditor of State

Board of Education
Gallipolis City School District
61 State Street
Gallipolis, Ohio 45631

We have reviewed the *Independent Auditor's Report* of the Gallipolis City School District, Gallia County, prepared by Balestra, Harr & Scherer, CPAs, Inc., for the audit period July 1, 2006 through June 30, 2007. Based upon this review, we have accepted these reports in lieu of the audit required by Section 117.11, Revised Code. The Auditor of State did not audit the accompanying financial statements and, accordingly, we are unable to express, and do not express an opinion on them.

Our review was made in reference to the applicable sections of legislative criteria, as reflected by the Ohio Constitution, and the Revised Code, policies, procedures and guidelines of the Auditor of State, regulations and grant requirements. The Gallipolis City School District is responsible for compliance with these laws and regulations.

Mary Taylor

Mary Taylor, CPA
Auditor of State

February 27, 2008

This Page is Intentionally Left Blank.

Gallipolis City School District
Gallipolis, Ohio
Table of Contents

Independent Auditor’s Report	1
Management’s Discussion and Analysis	3
Basic Financial Statements	
Government-Wide Financial Statements:	
Statement of Net Assets.....	13
Statement of Activities	14
Fund Financial Statements:	
Balance Sheet-Governmental Funds	15
Reconciliation of Total Governmental Fund Balances To Net Assets of Governmental Activities	16
Statement of Revenues, Expenditures and Changes in Fund Balances – Governmental Funds	17
Reconciliation of the Statement of Revenues, Expenditures and Changes in Fund Balances of Governmental Funds to the Statement of Activities	18
Statement of Revenues, Expenditures and Changes in Fund Balance Budget (Budgetary Basis) and Actual – General Fund.....	19
Statement of Fiduciary Assets and Liabilities – Fiduciary Funds	20
Notes to the Basic Financial Statements.....	21
Schedule of Federal Awards Expenditures.....	44
Notes to Schedule of Federal Awards Expenditures	45
Report on Internal Control Over Financial Reporting and on Compliance and Other Matters Based on an Audit of Financial Statements Performed in Accordance With <i>Government Auditing Standards</i>	46
Report on Compliance With Requirements Applicable to Each Major Program and on Internal Control Compliance in Accordance With OMB Circular A-133	48
Schedule of Findings and questioned Costs OMB Circular A-133§.505	50

BALESTRA, HARR & SCHERER, CPAs, INC.

528 South West Street, P.O. Box 687
Piketon, Ohio 45661

Telephone (740) 289-4131

Fax (740) 289-3639

www.bhscpas.com

Member American Institute of Certified Public Accountants

Ohio Society of Certified Public Accountants

Independent Auditor's Report

Members of the Board
Gallipolis City School District
61 State Street
Gallipolis, Ohio 45631

We have audited the accompanying financial statements of the governmental activities, each major fund, and the aggregate remaining fund information of the Gallipolis City School District (the District), Gallia County, as of and for the year ended June 30, 2007, which collectively comprise the District's basic financial statements as listed in the table of contents. These financial statements are the responsibility of the District's management. Our responsibility is to express opinions on these financial statements based on our audit.


We conducted our audit in accordance with auditing standards generally accepted in the United States of America and the standards applicable to financial audits contained in *Government Auditing Standards*, issued by the Comptroller General of the United States. Those standards require that we plan and perform the audit to obtain reasonable assurance about whether the financial statements are free of material misstatement. An audit includes examining, on a test basis, evidence supporting the amounts and disclosures in the financial statements. An audit also includes assessing the accounting principles used and significant estimates made by management, as well as evaluating the overall financial statement presentation. We believe that our audit provides a reasonable basis for our opinions.

In our opinion, the financial statements referred to above present fairly, in all material respects, the respective financial position of the governmental activities, each major fund, and the aggregate remaining fund information of the District, as of June 30, 2007, and the respective changes in financial position and the respective budgetary comparisons for the General fund thereof, for the year then ended in conformity with accounting principles generally accepted in the United States of America.

In accordance with *Government Auditing Standards*, we have also issued our report dated December 28, 2007 on our consideration of the District's internal control over financial reporting and our tests of its compliance with certain provisions of laws, regulations, contracts and grant agreements and other matters. The purpose of that report is to describe the scope of our testing of internal control over financial reporting and compliance and the results of that testing, and not to provide an opinion on the internal control over financial reporting or on compliance. That report is an integral part of an audit performed in accordance with *Government Auditing Standards* and should be considered in assessing the results of our audit.

The Management's Discussion and Analysis on pages 3 through 12 is not a required part of the basic financial statements but is supplementary information required by the Governmental Accounting Standards Board. We have applied certain limited procedures, which consisted principally of inquiries of management regarding the methods of measurement and presentation of the required supplementary information. However, we did not audit the information and express no opinion on it.

Our audit was conducted for the purpose of forming opinions on the financial statements that collectively comprise the School District's basic financial statements. The accompanying schedule of federal awards receipts and expenditures is presented for purposes of additional analysis as required by the U.S. Office of Management and Budget Circular A-133, *Audits of States, Local Governments, and Non-Profit Organizations*, and is not a required part of the basic financial statements. Such information has been subjected to the auditing procedures applied in the audit of the basic financial statements and, in our opinion, is fairly stated in all material respects in relation to the basic financial statements taken as a whole.

A handwritten signature in cursive script that reads "Balestra, Harr & Scherer". The signature is written in dark ink on a light-colored background.

Balestra, Harr & Scherer, CPAs, Inc.

December 28, 2007

**GALLIPOLIS CITY SCHOOL DISTRICT
GALLIA COUNTY, OHIO**

**MANAGEMENT'S DISCUSSION AND ANALYSIS
FOR THE FISCAL YEAR ENDED JUNE 30, 2007**

The discussion and analysis of the Gallipolis City School District's (the "District") financial performance provides an overall review of the District's financial activities for the fiscal year ended June 30, 2007. The intent of this discussion and analysis is to look at the District's financial performance as a whole; readers should also review the basic financial statements and the notes to the basic financial statements to enhance their understanding of the District's financial performance.

Financial Highlights

Key financial highlights for 2007 are as follows:

- In total, net assets of governmental activities increased \$2,545,651 which represents a 10.67% increase from 2006.
- General revenues accounted for \$20,170,410 in revenue or 79.60% of all revenues. Program specific revenues in the form of charges for services and sales, grants and contributions accounted for \$5,167,910 or 20.40% of total revenues of \$25,338,320.
- The District had \$22,792,669 in expenses related to governmental activities; only \$5,167,910 was offset by program specific charges for services, grants or contributions. General revenues supporting governmental activities (primarily taxes and unrestricted grants and entitlements) of \$20,170,410 were adequate to provide for these programs.
- The District's had three major governmental funds during fiscal 2007. The general fund had \$16,347,671 in revenues and \$16,901,149 in expenditures. During fiscal 2007, the general fund's fund balance decreased \$564,694 from \$895,812 to \$331,118.
- The Building fund had \$642,949 in revenues and \$253,509 in expenditures. During fiscal 2007, the building fund's fund balance increased \$389,440 from \$15,369,944 to \$15,759,384.
- The Classroom facilities fund had \$6,828,912 in revenues and \$3,437,980 in expenditures. During fiscal 2007, the classroom facilities fund's fund balance increased \$3,390,932 from \$10,894,044 to \$14,284,976.

Using the Basic Financial Statements

This annual report consists of a series of financial statements and notes to those statements. These statements are organized so the reader can understand the District as a financial whole, an entire operating entity. The statements then proceed to provide an increasingly detailed look at specific financial activities.

The *Statement of Net Assets* and *Statement of Activities* provide information about the activities of the whole District, presenting both an aggregate view of the District's finances and a longer-term view of those finances. Fund financial statements provide the next level of detail. For governmental funds, these statements tell how services were financed in the short-term as well as what remains for future spending. The fund financial statements also look at the District's most significant funds with all other nonmajor funds presented in total in one column. In the case of the District, the general fund, building fund and classroom facilities fund are by far the most significant funds, and the only governmental funds reported as major funds.

**GALLIPOLIS CITY SCHOOL DISTRICT
GALLIA COUNTY, OHIO**

MANAGEMENT'S DISCUSSION AND ANALYSIS
FOR THE FISCAL YEAR ENDED JUNE 30, 2007

Reporting the District as a Whole

Statement of Net Assets and the Statement of Activities

While this document contains the large number of funds used by the District to provide programs and activities, the view of the District as a whole looks at all financial transactions and asks the question, "How did we do financially during 2007?" The Statement of Net Assets and the Statement of Activities answer this question. These statements include *all assets, liabilities, revenues and expenses* using the *accrual basis of accounting* similar to the accounting used by most private-sector companies. This basis of accounting will take into account all of the current year's revenues and expenses regardless of when cash is received or paid.

These two statements report the District's *net assets* and changes in those assets. This change in net assets is important because it tells the reader that, for the District as a whole, the *financial position* of the District has improved or diminished. The causes of this change may be the result of many factors, some financial, some not. Non-financial factors include the District's property tax base, current property tax laws in Ohio restricting revenue growth, facility conditions, required educational programs and other factors.

In the Statement of Net Assets and the Statement of Activities, the Governmental Activities include the District's programs and services, including instruction, support services, operation and maintenance of plant, pupil transportation, extracurricular activities, and food service operations.

The District's statement of net assets and statement of activities can be found on pages 13-14 of this report.

Reporting the District's Most Significant Funds

Fund Financial Statements

The analysis of the District's major governmental fund begins on page 9. Fund financial reports provide detailed information about the District's major funds. The District uses many funds to account for a multitude of financial transactions. However, these fund financial statements focus on the District's most significant funds. The District's major governmental funds are the general fund, building fund and classroom facilities fund.

Governmental Funds

Most of the District's activities are reported in governmental funds, which focus on how money flows into and out of those funds and the balances left at year-end available for spending in future periods. These funds are reported using an accounting method called *modified accrual* accounting, which measures cash and all other *financial assets* than can readily be converted to cash. The governmental fund financial statements provide a detailed *short-term* view of the District's general government operations and the basic services it provides. Governmental fund information helps you determine whether there are more or fewer financial resources that can be spent in the near future to finance educational programs. The relationship (or differences) between governmental *activities* (reported in the Statement of Net Assets and the Statement of Activities) and governmental *funds* is reconciled in the basic financial statements. The basic governmental fund financial statements can be found on pages 15-19 of this report.

Reporting the District's Fiduciary Responsibilities

The District acts in a trustee capacity as an agent for individuals. These activities are reported in an agency fund. All of the District's fiduciary activities are reported in a separate Statement of Fiduciary Net Assets on page 20. These activities are excluded from the District's other financial statements because the assets cannot be utilized by the District to finance its operations.

**GALLIPOLIS CITY SCHOOL DISTRICT
GALLIA COUNTY, OHIO**

MANAGEMENT'S DISCUSSION AND ANALYSIS
FOR THE FISCAL YEAR ENDED JUNE 30, 2007

Notes to the Basic Financial Statements

The notes provide additional information that is essential to a full understanding of the data provided in the government-wide and fund financial statements. These notes to the basic financial statements can be found on pages 21-43 of this report.

The District as a Whole

The Statement of Net Assets provides the perspective of the District as a whole.

The table below provides a summary of the District's net assets for 2007 and 2006.

	Net Assets	
	Governmental Activities <u>2007</u>	Governmental Activities <u>2006</u>
<u>Assets</u>		
Current and other assets	\$ 55,468,617	\$ 55,510,248
Capital assets, net	<u>7,590,754</u>	<u>3,950,739</u>
Total assets	<u>63,059,371</u>	<u>59,460,987</u>
<u>Liabilities</u>		
Current liabilities	9,993,526	8,684,417
Long-term liabilities	<u>26,663,194</u>	<u>26,919,570</u>
Total liabilities	<u>36,656,720</u>	<u>35,603,987</u>
<u>Net Assets</u>		
Invested in capital assets, net of related debt	3,809,201	3,572,739
Restricted	19,566,898	21,606,898
Unrestricted (deficit)	<u>3,026,552</u>	<u>(1,322,637)</u>
Total net assets	<u>\$ 26,402,651</u>	<u>\$ 23,857,000</u>

Over time, net assets can serve as a useful indicator of a government's financial position. At June 30, 2007, the District's assets exceeded liabilities by \$26,402,651. At year-end, restricted net assets were \$19,566,898.

At year-end, capital assets represented 12.04% of total assets. Capital assets include land, land improvements, buildings and improvements, furniture and equipment, vehicles and construction in progress. Total net assets invested in capital assets at June 30, 2007 were \$3,809,201. These capital assets are used to provide services to the students and are not available for future spending. Although the District's investment in capital assets is reported net of related debt, it should be noted that the resources to repay the debt must be provided from other sources, since capital assets may not be used to liquidate these liabilities.

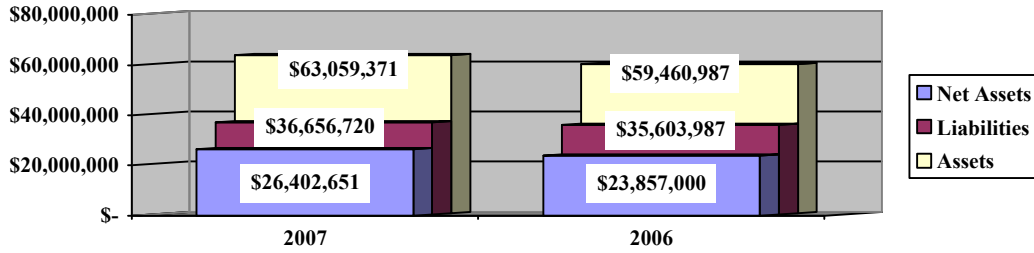
A portion of the District's net assets, \$19,566,898, represents resources that are subject to external restriction on how they may be used. The remaining balance of unrestricted net assets is \$3,026,552.

The graph below illustrates the District's total assets, liabilities and net assets at June 30, 2007 and 2006.

**GALLIPOLIS CITY SCHOOL DISTRICT
GALLIA COUNTY, OHIO**

MANAGEMENT'S DISCUSSION AND ANALYSIS
FOR THE FISCAL YEAR ENDED JUNE 30, 2007

Governmental Activities



The table below shows the change in net assets for fiscal years 2007 and 2006.

Change in Net Assets

	Governmental Activities <u>2007</u>	Governmental Activities <u>2006</u>
<u>Revenues</u>		
Program revenues:		
Charges for services and sales	\$ 1,104,292	\$ 806,980
Operating grants and contributions	4,045,011	3,495,043
Capital grants and contributions	18,607	931,898
General revenues:		
Property taxes	6,781,837	6,246,080
Grants and entitlements not restricted to specific programs	10,708,087	27,707,100
Investment earnings	2,300,037	1,352,159
Other	380,449	376,838
Total revenues	<u>\$ 25,338,320</u>	<u>\$ 40,916,098</u>

**GALLIPOLIS CITY SCHOOL DISTRICT
GALLIA COUNTY, OHIO**

MANAGEMENT'S DISCUSSION AND ANALYSIS
FOR THE FISCAL YEAR ENDED JUNE 30, 2007

Change in Net Assets

	Governmental Activities <u>2007</u>	Governmental Activities <u>2006</u>
<u>Expenses</u>		
Program expenses:		
Instruction:		
Regular	\$ 9,220,541	\$ 8,543,713
Special	3,430,381	2,968,642
Vocational	340,079	327,859
Support services:		
Pupil	1,013,111	959,732
Instructional staff	1,227,011	1,150,599
Board of education	50,107	54,616
Administration	1,761,293	1,642,549
Fiscal	415,933	368,263
Operations and maintenance	1,465,663	1,328,471
Pupil transportation	1,548,746	1,630,589
Central	102,410	127,524
Operations of non-instructional services	26	3,148
Food service operations	719,272	617,085
Extracurricular activities	614,874	604,008
Interest and fiscal charges	<u>883,222</u>	<u>1,002,245</u>
Total expenses	<u>22,792,669</u>	<u>21,329,043</u>
Change in net assets	2,545,651	19,587,055
Net assets at beginning of year	<u>23,857,000</u>	<u>4,269,945</u>
Net assets at end of year	<u>\$ 26,402,651</u>	<u>\$ 23,857,000</u>

Governmental Activities

Net assets of the District's governmental activities increased \$2,545,651. Total governmental expenses of \$22,792,669 were offset by program revenues of \$5,167,910 and general revenues of \$20,170,410. Program revenues supported 22.67% of the total governmental expenses.

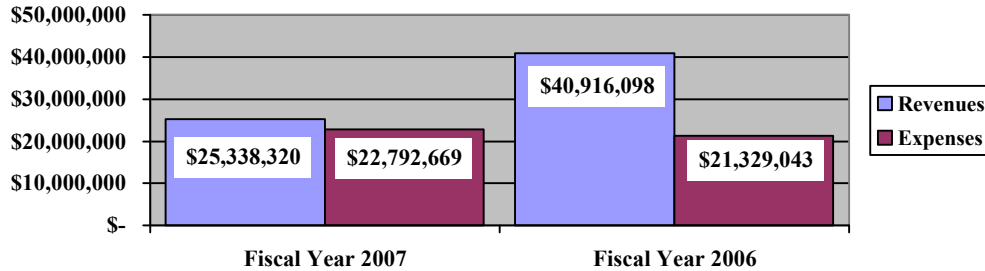
The primary sources of revenue for governmental activities are derived from property taxes and grants and entitlements. These revenue sources represent 69.03% of total governmental revenue. Real estate property is reappraised every six years.

**GALLIPOLIS CITY SCHOOL DISTRICT
GALLIA COUNTY, OHIO**

MANAGEMENT'S DISCUSSION AND ANALYSIS
FOR THE FISCAL YEAR ENDED JUNE 30, 2007

The graph below presents the District's governmental activities revenue and expenses for fiscal years 2007 and 2006.

Governmental Activities - Revenues and Expenses



The Statement of Activities shows the cost of program services and the charges for services and grants offsetting those services. The following table shows, for governmental activities, the total cost of services and the net cost of services. That is, it identifies the cost of these services supported by tax revenue and unrestricted State grants and entitlements.

Governmental Activities

	Total Cost of Services 2007	Net Cost of Services 2007	Total Cost of Services 2006	Net Cost of Services 2006
Program expenses				
Instruction:				
Regular	\$ 9,220,541	\$ 7,087,520	\$ 8,543,713	\$ 6,596,921
Special	3,430,381	2,437,565	2,968,642	1,828,823
Vocational	340,079	340,079	327,859	312,790
Support services:				
Pupil	1,013,111	928,891	959,732	855,562
Instructional staff	1,227,011	420,605	1,150,599	495,966
Board of education	50,107	50,107	54,616	52,094
Administration	1,761,293	1,717,716	1,642,549	1,536,900
Fiscal	415,933	359,469	368,263	346,526
Operations and maintenance	1,465,663	1,465,034	1,328,471	1,264,771
Pupil transportation	1,548,746	1,440,474	1,630,589	1,446,000
Central	102,410	89,937	127,524	101,930
Operations of non-instructional services	26	26	3,148	2,214
Food service operations	719,272	(22,669)	617,085	(121,725)
Extracurricular activities	614,874	426,783	604,008	374,105
Interest and fiscal charges	883,222	883,222	1,002,245	1,002,245
Total expenses	<u>\$ 22,792,669</u>	<u>\$ 17,624,759</u>	<u>\$ 21,329,043</u>	<u>\$ 16,095,122</u>

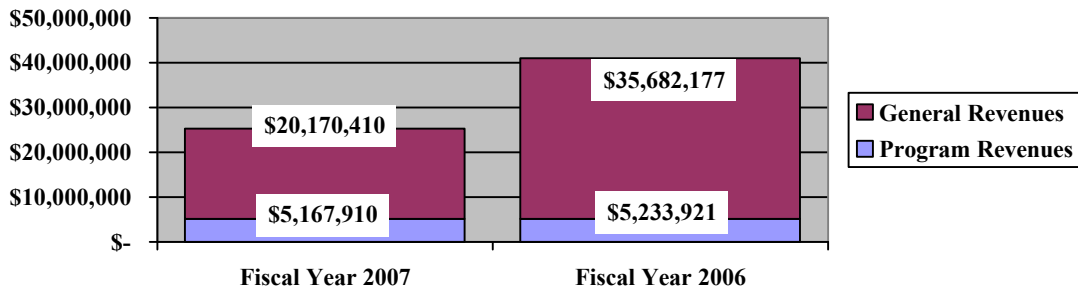
**GALLIPOLIS CITY SCHOOL DISTRICT
GALLIA COUNTY, OHIO**

MANAGEMENT'S DISCUSSION AND ANALYSIS
FOR THE FISCAL YEAR ENDED JUNE 30, 2007

The dependence upon tax and other general revenues for governmental activities is apparent, 75.94% of instruction activities are supported through taxes and other general revenues. For all governmental activities, general revenue support is 77.33%. The District's taxpayers, as a whole, are by far the primary support for District's students.

The graph below presents the District's governmental activities revenue for fiscal years 2007 and 2006.

Governmental Activities - General and Program Revenues



The District's Funds

The District's governmental funds (as presented on the balance sheet on page 15) reported a combined fund balance of \$33,474,513, which is higher than last year's total of \$29,426,578. The schedule below indicates the fund balance and the total change in fund balance as of June 30, 2007 and 2006.

	Fund Balance June 30, 2007	Fund Balance June 30, 2006	Increase (Decrease)
General	\$ 331,118	\$ 895,812	\$ (564,694)
Building	15,759,384	15,369,944	389,440
Classroom facilities	14,284,976	10,894,044	3,390,932
Other Governmental	<u>3,099,035</u>	<u>2,266,778</u>	<u>832,257</u>
Total	<u>\$ 33,474,513</u>	<u>\$ 29,426,578</u>	<u>\$ 4,047,935</u>

General Fund

The District's general fund balance decreased \$564,694. The decrease in fund balance can be attributed to expenditures increasing faster than revenues. The table that follows assists in illustrating the financial activities and fund balance of the general fund.

**GALLIPOLIS CITY SCHOOL DISTRICT
GALLIA COUNTY, OHIO**

MANAGEMENT'S DISCUSSION AND ANALYSIS
FOR THE FISCAL YEAR ENDED JUNE 30, 2007

	<u>2007</u> <u>Amount</u>	<u>2006</u> <u>Amount</u>	<u>Percentage</u> <u>Change</u>
<u>Revenues</u>			
Taxes	\$ 4,752,862	\$ 5,044,199	(5.78) %
Transportation fees	63,971	65,534	(2.39) %
Tuition	451,305	166,295	171.39 %
Earnings on investments	254,278	165,403	53.73 %
Intergovernmental	10,557,263	10,659,841	(0.96) %
Other revenues	<u>267,992</u>	<u>207,311</u>	29.27 %
Total	<u>\$ 16,347,671</u>	<u>\$ 16,308,583</u>	0.24 %
<u>Expenditures</u>			
Instruction	\$ 10,058,524	\$ 9,459,992	6.33 %
Support services	6,443,401	6,055,046	6.41 %
Extracurricular activities	382,114	347,575	9.94 %
Facilities acquisition and construction	<u>17,110</u>	<u>8,362</u>	104.62 %
Total	<u>\$ 16,901,149</u>	<u>\$ 15,870,975</u>	6.49 %

Building Fund

The Building fund had \$642,949 in revenues and \$253,509 in expenditures. During fiscal 2007, the building fund's fund balance increased \$389,440 from \$15,369,944 to \$15,759,384.

Classroom Facilities Fund

The Classroom facilities fund had \$6,828,912 in revenues and \$3,437,980 in expenditures. During fiscal 2007, the classroom facilities fund's fund balance increased \$3,390,932 from \$10,894,044 to \$14,284,976.

General Fund Budgeting Highlights

The District's budget is prepared according to Ohio law and is based on accounting for certain transactions on a basis of cash receipts, disbursements and encumbrances. The most significant budgeted fund is the general fund.

During the course of fiscal 2007, the District amended its general fund budget revenues. For the general fund, original budget revenues and other financing sources were \$15,000,000, which was lower than the final budget revenues and other financing sources of \$15,091,000. For fiscal 2007, actual revenues and other financing sources were \$16,446,082. This represents a \$1,355,082 increase over final budgeted revenues.

General fund original budget expenditures and other financing uses (original appropriations plus prior year encumbrances appropriated) totaled \$15,160,699. Final budget expenditures and other financing uses (final appropriations plus prior year encumbrances appropriated) totaled \$16,790,699. The actual budget basis expenditures and other financing uses for fiscal year 2007 totaled \$16,838,461, which was \$47,762 more than the final budget expenditures and other financing uses.

**GALLIPOLIS CITY SCHOOL DISTRICT
GALLIA COUNTY, OHIO**

MANAGEMENT'S DISCUSSION AND ANALYSIS
FOR THE FISCAL YEAR ENDED JUNE 30, 2007

Capital Assets and Debt Administration

Capital Assets

At the end of fiscal 2007, the District had \$7,590,754 invested in land, land improvements, buildings and improvements, furniture and equipment, vehicles and construction in progress. This entire amount is reported in governmental activities. The following table shows fiscal 2007 balances compared to 2006:

**Capital Assets at June 30
(Net of Depreciation)**

	Governmental Activities	
	2007	2006
Land	\$ 986,120	\$ 986,120
Construction in progress	4,111,553	427,384
Land improvements	480,255	526,748
Building and improvements	833,694	901,494
Furniture and equipment	468,248	569,057
Vehicles	710,884	539,936
Total	\$ 7,590,754	\$ 3,950,739

The overall increase in capital assets of \$3,640,015 is primarily due to capital outlays of \$4,100,266 exceeding depreciation expense of \$426,600 and disposals of \$33,651 (net of accumulated depreciation) in fiscal 2007.

See Note 8 to the basic financial statements for additional information on the District's capital assets.

Debt Administration

At June 30, 2007 the District had \$24,670,000 in general obligation bonds outstanding. Of this total, \$470,000 is due within one year and \$24,200,000 is due within greater than one year. The following table summarizes the bonds outstanding.

Outstanding Debt, at Year End

	Governmental Activities 2007	Governmental Activities 2006
	2007	2006
General obligation bonds	\$ 24,670,000	\$ 25,000,000
Total	\$ 24,670,000	\$ 25,000,000

See Note 9 to the basic financial statements for additional information on the District's debt administration.

**GALLIPOLIS CITY SCHOOL DISTRICT
GALLIA COUNTY, OHIO**

**MANAGEMENT'S DISCUSSION AND ANALYSIS
FOR THE FISCAL YEAR ENDED JUNE 30, 2007**

Current Financial Related Activities

The District has continued to maintain the highest standards of service to our students, parents, and community. The District has carefully managed its general fund budgets in order to optimize the dollars available for educating the students it serves and to minimize the levy millage amounts needed from the community's citizens. The District has communicated to its community that they rely upon their support for part of its operations, and will continue to work diligently to plan expenses, staying carefully within the five-year financial plan. State law retards the growth of income generated by local levies rendering revenue relatively constant. The last new levy approved by the taxpayers was November 1990. Sound fiscal management by the Board of Education and Administration has enabled the District to maintain a healthy cash balance.

A challenge facing the District is the need to update its facilities to enhance learning space design for students. The Board has been working with the Ohio School Facilities Commission (OSFC) and has applied to the Exceptional Needs Program for the current high school facility. The current high school site includes two main structures that house grades 7-12. The main structure for grades 7-8 is 89 years old and the "newer" building for grades 9-12 was built in 1957. On May 27, 2005 the district was approved to participate in the Exceptional Needs Program. The scope of the project will be to build one new high school to house grades 9-12; renovation/additions to the 1958 and 1976 sections of Gallia Academy High School to house grades 6-8; allowance to abate/demolish the 1916 section of the Gallia Academy High School. The state will provide 64% of the funding or \$27,925,959. On November 8, 2005 the public responded by an unprecedented 71% passage of a bond issue that will provide the local funds necessary to support this project. The 7.2 mill bond issue passed will also provide sufficient local money to be combined with state money to renovate Washington Elementary and build new Green and Rio Grande Elementary Buildings.

Contacting the District's Financial Management

This financial report is designed to provide our citizen's taxpayers, and investors and creditors with a general overview of the District's finances and to show the District's accountability for the money it receives. If you have questions about this report or need additional financial information contact Mrs. Ellen Marple, Treasurer, Gallipolis City School District, 61 State Street, Gallipolis, Ohio 45631.

**GALLIPOLIS CITY SCHOOL DISTRICT
GALLIA COUNTY, OHIO**

STATEMENT OF NET ASSETS
JUNE 30, 2007

	Governmental Activities
Assets:	
Equity in pooled cash and cash equivalents. . . .	\$ 8,813,244
Investments	27,206,185
Receivables:	
Taxes	7,728,599
Accounts	29,829
Intergovernmental	10,937,613
Accrued interest	300,075
Prepayments	86,884
Materials and supplies inventory	77,157
Unamortized bond issue costs	289,031
Capital assets:	
Land and construction in progress	5,097,673
Depreciable capital assets, net	2,493,081
Total capital assets, net.	7,590,754
 Total assets.	 63,059,371
 Liabilities:	
Accounts payable.	560,341
Contracts payable.	771,125
Accrued wages and benefits	1,405,439
Pension obligation payable.	447,451
Intergovernmental payable	103,326
Unearned revenue	6,618,770
Accrued interest payable	87,074
Long-term liabilities:	
Due within one year.	741,310
Due within more than one year	25,921,884
 Total liabilities	 36,656,720
 Net Assets:	
Invested in capital assets	3,809,201
Restricted for:	
Capital projects	17,714,202
Debt service.	658,769
Classroom facilities and maintenance.	220,405
State funded programs	64,378
Federally funded programs	531
Student activities	53,541
Other purposes	855,072
Unrestricted (deficit)	3,026,552
 Total net assets	 \$ 26,402,651

SEE ACCOMPANYING NOTES TO THE BASIC FINANCIAL STATEMENTS

**GALLIPOLIS CITY SCHOOL DISTRICT
GALLIA COUNTY, OHIO**

STATEMENT OF ACTIVITIES
FOR THE FISCAL YEAR ENDED JUNE 30, 2007

		Program Revenues			Net (Expense) Revenue and Changes in Net Assets
	Expenses	Charges for Services and Sales	Operating Grants and Contributions	Capital Grants and Contributions	Governmental Activities
Governmental activities:					
Instruction:					
Regular	\$ 9,220,541	\$ 486,675	\$ 1,646,346	\$ -	\$ (7,087,520)
Special	3,430,381	-	992,816	-	(2,437,565)
Vocational	340,079	-	-	-	(340,079)
Support services:					
Pupil	1,013,111	-	84,191	29	(928,891)
Instructional staff	1,227,011	66,689	739,717	-	(420,605)
Board of education	50,107	-	-	-	(50,107)
Administration	1,761,293	-	43,577	-	(1,717,716)
Fiscal	415,933	-	56,041	423	(359,469)
Operations and maintenance	1,465,663	-	-	629	(1,465,034)
Pupil transportation	1,548,746	63,971	26,775	17,526	(1,440,474)
Central	102,410	-	12,473	-	(89,937)
Operation of non-instructional services:					
Other non-instructional services	26	-	-	-	(26)
Food service operations	719,272	298,866	443,075	-	22,669
Extracurricular activities	614,874	188,091	-	-	(426,783)
Interest and fiscal charges	883,222	-	-	-	(883,222)
Total governmental activities	\$ 22,792,669	\$ 1,104,292	\$ 4,045,011	\$ 18,607	(17,624,759)
 General Revenues:					
Property taxes levied for:					
General purposes					4,860,660
Special revenue					151,388
Debt service					1,553,985
Capital projects					215,804
Grants and entitlements not restricted to specific programs					10,708,087
Investment earnings					2,300,037
Miscellaneous					380,449
					20,170,410
Total general revenues					20,170,410
Change in net assets					2,545,651
Net assets at beginning of year					23,857,000
Net assets at end of year					\$ 26,402,651

SEE ACCOMPANYING NOTES TO THE BASIC FINANCIAL STATEMENTS

**GALLIPOLIS CITY SCHOOL DISTRICT
GALLIA COUNTY, OHIO**

BALANCE SHEET
GOVERNMENTAL FUNDS
JUNE 30, 2007

	General	Building	Classroom Facilities	Other Governmental Funds	Total Governmental Funds
Assets:					
Equity in pooled cash and cash equivalents	\$ 1,114,257	\$ 1,824,773	\$ 1,740,919	\$ 3,439,551	\$ 8,119,500
Investments	-	13,918,684	13,287,501	-	27,206,185
Receivables:					
Taxes	5,550,709	-	-	2,177,890	7,728,599
Accounts	29,799	-	-	30	29,829
Intergovernmental	-	-	10,680,407	257,206	10,937,613
Accrued interest	-	153,518	146,557	-	300,075
Interfund loans	50,157	-	-	-	50,157
Prepayments	69,569	-	-	17,315	86,884
Materials and supplies inventory	53,191	-	-	23,966	77,157
Restricted assets:					
Equity in pooled cash and cash equivalents	693,744	-	-	-	693,744
Total assets	<u>\$ 7,561,426</u>	<u>\$ 15,896,975</u>	<u>\$ 25,855,384</u>	<u>\$ 5,915,958</u>	<u>\$ 55,229,743</u>
Liabilities:					
Accounts payable	\$ 296,731	\$ 13,069	\$ -	\$ 250,541	\$ 560,341
Contracts payable	-	-	771,125	-	771,125
Accrued wages and benefits	1,116,161	-	-	289,278	1,405,439
Compensated absences payable	163,289	-	-	-	163,289
Pension obligation payable	367,948	-	-	79,503	447,451
Intergovernmental payable	93,895	-	-	9,431	103,326
Interfund loans payable	-	-	-	50,157	50,157
Deferred revenue	447,665	124,522	10,799,283	263,862	11,635,332
Unearned revenue	4,744,619	-	-	1,874,151	6,618,770
Total liabilities	<u>7,230,308</u>	<u>137,591</u>	<u>11,570,408</u>	<u>2,816,923</u>	<u>21,755,230</u>
Fund Balances:					
Reserved for encumbrances	19,687	-	154,094	314,600	488,381
Reserved for materials and supplies inventory	53,191	-	-	23,966	77,157
Reserved for prepayments	69,569	-	-	17,315	86,884
Reserved for debt service	-	-	-	510,383	510,383
Reserved for property tax unavailable for appropriation	255,381	-	-	100,849	356,230
Reserved for BWC Refunds	74,921	-	-	-	74,921
Reserved for instructional materials	618,823	-	-	-	618,823
Unreserved:					
Designation for budget stabilization	15,718	-	-	-	15,718
Undesignated, (deficit) reported in:					
General fund	(776,172)	-	-	-	(776,172)
Special revenue funds	-	-	-	579,772	579,772
Capital projects funds	-	15,759,384	14,130,882	1,552,150	31,442,416
Total fund balances	<u>331,118</u>	<u>15,759,384</u>	<u>14,284,976</u>	<u>3,099,035</u>	<u>33,474,513</u>
Total liabilities and fund balances	<u>\$ 7,561,426</u>	<u>\$ 15,896,975</u>	<u>\$ 25,855,384</u>	<u>\$ 5,915,958</u>	<u>\$ 55,229,743</u>

SEE ACCOMPANYING NOTES TO THE BASIC FINANCIAL STATEMENTS

**GALLIPOLIS CITY SCHOOL DISTRICT
GALLIA COUNTY, OHIO**

RECONCILIATION OF TOTAL GOVERNMENTAL FUND BALANCES
TO NET ASSETS OF GOVERNMENTAL ACTIVITIES
JUNE 30, 2007

Total governmental fund balances		\$ 33,474,513
<i>Amounts reported for governmental activities in the statement of net assets are different because:</i>		
Capital assets used in governmental activities are not financial resources and therefore are not reported in the funds.		7,590,754
Other long-term assets are not available to pay for current-period expenditures and therefore are deferred in the funds.		
Taxes	\$ 624,446	
Intergovernmental revenue	10,767,488	
Accrued interest	<u>243,398</u>	
Total		11,635,332
Unamortized bond issuance costs are not recognized in the funds.		289,031
Unamortized premiums on bond issuances are not recognized in the funds.		(333,191)
Long-term liabilities are not due and payable in the current period and therefore are not reported in the funds.		
Compensated absences	1,496,714	
General obligation bonds payable	24,670,000	
Accrued interest payable	<u>87,074</u>	
Total		<u>(26,253,788)</u>
Net assets of governmental activities		<u>\$ 26,402,651</u>

SEE ACCOMPANYING NOTES TO THE BASIC FINANCIAL STATEMENTS

**GALLIPOLIS CITY SCHOOL DISTRICT
GALLIA COUNTY, OHIO**

STATEMENT OF REVENUES, EXPENDITURES AND CHANGES IN FUND BALANCES
GOVERNMENTAL FUNDS
FOR THE FISCAL YEAR ENDED JUNE 30, 2007

	<u>General</u>	<u>Building</u>	<u>Classroom Facilities</u>	<u>Other Governmental Funds</u>	<u>Total Governmental Funds</u>
Revenues:					
From local sources:					
Taxes	\$ 4,752,862	\$ -	\$ -	\$ 1,846,356	\$ 6,599,218
Tuition	451,305	-	-	-	451,305
Transportation fees	63,971	-	-	-	63,971
Earnings on investments	254,278	642,949	536,049	640,523	2,073,799
Charges for services.	-	-	-	359,356	359,356
Extracurricular.	-	-	-	194,290	194,290
Classroom materials and fees	-	-	-	35,370	35,370
Other local revenues.	267,992	-	-	112,457	380,449
Intergovernmental - state	10,557,263	-	6,292,863	1,863,839	18,713,965
Intergovernmental - federal	-	-	-	2,247,936	2,247,936
Total revenue.	<u>16,347,671</u>	<u>642,949</u>	<u>6,828,912</u>	<u>7,300,127</u>	<u>31,119,659</u>
Expenditures:					
Current:					
Instruction:					
Regular	7,387,862	-	-	1,675,595	9,063,457
Special.	2,310,614	-	-	1,010,201	3,320,815
Vocational	360,048	-	-	22,808	382,856
Support services:					
Pupil	931,213	-	-	114,212	1,045,425
Instructional staff	424,062	-	-	786,474	1,210,536
Board of education	50,107	-	-	-	50,107
Administration	1,742,141	1,430	-	109,289	1,852,860
Fiscal	360,848	-	-	52,868	413,716
Operations and maintenance	1,386,704	-	5,446	20,326	1,412,476
Pupil transportation	1,459,634	-	-	248,033	1,707,667
Central	88,692	-	444	12,524	101,660
Operation of non-instructional services:					
Other non-instructional services	-	-	-	26	26
Food service operations.	-	-	-	716,297	716,297
Extracurricular activities	382,114	-	-	223,156	605,270
Facilities acquisition and construction	17,110	252,079	3,432,090	24,950	3,726,229
Debt service:					
Principal retirement	-	-	-	330,000	330,000
Interest and fiscal charges	-	-	-	1,124,363	1,124,363
Total expenditures	<u>16,901,149</u>	<u>253,509</u>	<u>3,437,980</u>	<u>6,471,122</u>	<u>27,063,760</u>
Net change in fund balances	(553,478)	389,440	3,390,932	829,005	4,055,899
Fund balance at beginning of year	895,812	15,369,944	10,894,044	2,266,778	29,426,578
Increase (decrease)					
in reserve for inventory	(11,216)	-	-	3,252	(7,964)
Fund balances at end of year.	<u>\$ 331,118</u>	<u>\$ 15,759,384</u>	<u>\$ 14,284,976</u>	<u>\$ 3,099,035</u>	<u>\$ 33,474,513</u>

SEE ACCOMPANYING NOTES TO THE BASIC FINANCIAL STATEMENTS

**GALLIPOLIS CITY SCHOOL DISTRICT
GALLIA COUNTY, OHIO**

RECONCILIATION OF THE STATEMENT OF REVENUES, EXPENDITURES
AND CHANGES IN FUND BALANCES OF GOVERNMENTAL FUNDS
TO THE STATEMENT OF ACTIVITIES
FOR THE FISCAL YEAR ENDED JUNE 30, 2007

Net change in fund balances - total governmental funds	\$ 4,055,899
<i>Amounts reported for governmental activities in the statement of activities are different because:</i>	
Governmental funds report capital outlays as expenditures. However, on the statement of activities, the cost of those assets is allocated over their estimated useful lives as depreciation expense. This is the amount by which capital outlay (\$4,100,266) exceeds depreciation expense (\$426,600) in the current period.	3,673,666
The net effect of various miscellaneous transactions involving capital assets (i.e., sales, disposals, trade-ins, and donations) is to decrease net assets.	(33,651)
Governmental funds report expenditures for inventory when purchased. However, on the statement of activities, they are reported as an expense when consumed.	(7,964)
Revenues on the statement of activities that do not provide current financial resources are not reported as revenues in the funds.	(5,781,339)
Repayment of bond and note principal is an expenditure in the governmental funds, but the repayment reduces long-term liabilities on the statement of net assets.	330,000
Governmental funds report expenditures for interest when it is due. In the statement of activities, interest expense is recognized as the interest accrues, regardless of when it is due. The following resulted in additional interest being reported on the statement of activities:	
Increase in accrued interest payable	239,485
Amortization of bond issuance costs	(10,839)
Amortization on bond premiums	12,495
Total	241,141
Some expenses reported on the statement of activities, such as compensated absences, do not require the use of current financial resources and therefore are not reported as expenditures in governmental funds.	67,899
Change in net assets of governmental activities	\$ 2,545,651

SEE ACCOMPANYING NOTES TO THE BASIC FINANCIAL STATEMENTS

**GALLIPOLIS CITY SCHOOL DISTRICT
GALLIA COUNTY, OHIO**

STATEMENT OF REVENUES, EXPENDITURES AND CHANGES IN FUND BALANCE
BUDGET AND ACTUAL (NON-GAAP BUDGETARY BASIS)
GENERAL FUND
FOR THE FISCAL YEAR ENDED JUNE 30, 2007

	<u>Budgeted Amounts</u>		<u>Actual</u>	<u>Variance with Final Budget Positive (Negative)</u>
	<u>Original</u>	<u>Final</u>		
Revenues:				
From local sources:				
Taxes	\$ 5,000,000	\$ 5,091,000	\$ 4,708,128	\$ (382,872)
Tuition	384,484	384,484	451,305	66,821
Transportation fees	54,499	54,499	63,971	9,472
Earnings on investments	216,629	216,629	254,278	37,649
Other local revenues	95,633	95,633	112,253	16,620
Intergovernmental - state	8,994,125	8,994,125	10,557,263	1,563,138
Total revenue	<u>14,745,370</u>	<u>14,836,370</u>	<u>16,147,198</u>	<u>1,310,828</u>
Expenditures:				
Current:				
Instruction:				
Regular	6,660,147	7,376,211	7,375,159	1,052
Special	2,086,312	2,310,622	2,310,292	330
Vocational	319,276	353,603	353,553	50
Support services:				
Pupil	837,341	927,368	927,236	132
Instructional staff	393,818	436,159	436,097	62
Board of education	28,103	31,125	31,121	4
Administration	1,535,762	1,700,879	1,700,636	243
Fiscal	330,741	366,301	366,249	52
Operations and maintenance	1,260,261	1,395,758	1,395,559	199
Pupil transportation	1,302,187	1,442,191	1,441,985	206
Central	63,832	70,695	70,685	10
Extracurricular activities	326,070	361,127	361,075	52
Facilities acquisition and construction	16,849	18,660	18,657	3
Total expenditures	<u>15,160,699</u>	<u>16,790,699</u>	<u>16,788,304</u>	<u>2,395</u>
Excess of revenues under expenditures	<u>(415,329)</u>	<u>(1,954,329)</u>	<u>(641,106)</u>	<u>1,313,223</u>
Other financing sources (uses):				
Advances in	147,337	147,337	172,944	25,607
Advances (out)	-	-	(50,157)	(50,157)
Sale of capital assets	71,092	71,092	83,448	12,356
Refund of prior year expenditure	36,201	36,201	42,492	6,291
Total other financing sources (uses)	<u>254,630</u>	<u>254,630</u>	<u>248,727</u>	<u>(5,903)</u>
Net change in fund balance	(160,699)	(1,699,699)	(392,379)	1,307,320
Fund balance at beginning of year	1,734,760	1,734,760	1,734,760	-
Prior year encumbrances appropriated	160,699	160,699	160,699	-
Fund balance at end of year	<u>\$ 1,734,760</u>	<u>\$ 195,760</u>	<u>\$ 1,503,080</u>	<u>\$ 1,307,320</u>

SEE ACCOMPANYING NOTES TO THE BASIC FINANCIAL STATEMENTS

**GALLIPOLIS CITY SCHOOL DISTRICT
GALLIA COUNTY, OHIO**

STATEMENT OF FIDUCIARY NET ASSETS
FIDUCIARY FUNDS
JUNE 30, 2007

	<u>Agency</u>
Assets:	
Equity in pooled cash and cash equivalents	\$ 37,971
Total assets.	\$ 37,971
Liabilities:	
Accounts payable.	\$ 139
Due to students	37,832
Total liabilities	\$ 37,971

SEE ACCOMPANYING NOTES TO THE BASIC FINANCIAL STATEMENTS

**GALLIPOLIS CITY SCHOOL DISTRICT
GALLIA COUNTY, OHIO**

NOTES TO THE BASIC FINANCIAL STATEMENTS
FOR THE FISCAL YEAR ENDED JUNE 30, 2007

NOTE 1 - DESCRIPTION OF THE SCHOOL DISTRICT

The Gallipolis City School District (the "District") is located on the Ohio River in east-central Gallia County. The District includes all of the City of Gallipolis and portions of surrounding townships.

The District is organized under Sections 2 and 3, Article VI of the Constitution of the State of Ohio. Under such laws, there is no authority for a school district to have a charter or adopt local laws. The legislative power of the District is vested in the Board of Education, consisting of five-members elected at large for staggered four-year terms.

The District ranks as the 222nd largest by enrollment among the 876 public districts in the state. It currently operates 3 elementary schools and 1 comprehensive high school. The District employs 182 certified (including 24 administrative) and 93 non-certified full-time and part-time employees to provide services to approximately 2,323 students in grades K through 12 and various community groups.

NOTE 2 - SUMMARY OF SIGNIFICANT ACCOUNTING POLICIES

The basic financial statements of the District have been prepared in conformity with accounting principles generally accepted in the United States of America (GAAP) as applied to governmental units. The Governmental Accounting Standards Board (GASB) is the accepted standard-setting body for establishing governmental accounting and financial reporting principles. The District also applies Financial Accounting Standards Board (FASB) Statements and Interpretations issued on or before November 30, 1989, to its governmental activities provided they do not conflict with or contradict GASB pronouncements. The District's significant accounting policies are described below.

A. Reporting Entity

The reporting entity has been defined in accordance with GASB Statement No. 14, "The Financial Reporting Entity", and as amended by GASB Statement No. 39, "Determining Whether Certain Organizations Are Component Units". The reporting entity is composed of the primary government, component units and other organizations that are included to ensure that the basic financial statements of the District are not misleading. The primary government consists of all funds, departments, boards and agencies that are not legally separate from the District. For the District, this includes general operations, foods service, and student related activities of the District.

Component units are legally separate organizations for which the District is financially accountable. The District is financially accountable for an organization if the District appoints a voting majority of the organization's governing board and (1) the District is able to significantly influence the programs or services performed or provided by the organization; or (2) the District is legally entitled to or can otherwise have access to the organization's resources; or (3) the District is legally obligated or has otherwise assumed the responsibility to finance the deficits of, or provide financial support to, the organization; or (4) the District is obligated for the debt of the organization. Component units may also include organizations that are fiscally dependent on the District in that the District approves the budget, the issuance of debt or the levying of taxes. Based upon the application of these criteria, the District has no component units. The basic financial statements of the reporting entity include only those of the District (the primary government). The following organizations are described due to their relationship to the District:

**GALLIPOLIS CITY SCHOOL DISTRICT
GALLIA COUNTY, OHIO**

NOTES TO THE BASIC FINANCIAL STATEMENTS
FOR THE FISCAL YEAR ENDED JUNE 30, 2007

NOTE 2 - SUMMARY OF SIGNIFICANT ACCOUNTING POLICIES - (Continued)

JOINTLY GOVERNED ORGANIZATIONS

Gallia-Jackson-Vinton Joint Vocational School District - The Vocational School District (the “JVS”) is a separate body politic and corporate, established by the Ohio Revised Code (ORC) to provide for the vocational and special education needs of its students. The school accepts non-tuition students from the District as a member school of the JVS; however, it is considered a separate political subdivision and is not considered to be part of the District.

South Eastern Ohio Special Education Regional Resource Center (SERRC) - SERRC is a special education service center which selects its own board, adopts its own budget and receives direct federal and state grants for its operation. The jointly-governed organization was formed for the purpose of initiating, expanding and improving special education programs and services for children with disabilities and their parents.

The SERRC is governed by a board composed of superintendents of participating schools, parents of children with disabilities, representatives of chartered nonpublic schools, representatives of county boards of MR/DD, Ohio University and the Southeast Regional Professional Development Center whose terms rotate every year. The degree of control exercised by any participating school district is limited to its representation on the board. The District’s superintendent is on the SERRC board. Financial information can be obtained by contacting Bryan Swann, Treasurer, at the Athens-Meigs Educational Service Center, 507 Richland Avenue, Suite 108, Athens, Ohio 45701.

PUBLIC ENTITY RISK POOLS

Ohio School Boards Association Workers’ Compensation Group Rating Program

The District participates in a group rating plan for workers’ compensation as established in Section 4123.29 of the Ohio Revised Code. The Ohio School Boards Association (OSBA) Workers’ Compensation Group Rating Program (GRP) was established as an insurance purchasing pool. The GRP is governed by a three-member Board of Directors. The Executive Director of the OSBA, or his designee, serves as coordinator of the program. Each year, the participating school districts pay an enrollment fee to the GRP to cover the costs of administering the program. Refer to Note 10 for further information on this group rating plan.

B. Fund Accounting

The District uses funds to maintain its financial records during the year. A fund is defined as a fiscal and accounting entity with a self balancing set of accounts. There are three categories of funds: governmental, proprietary and fiduciary. The District does not have proprietary funds.

**GALLIPOLIS CITY SCHOOL DISTRICT
GALLIA COUNTY, OHIO**

NOTES TO THE BASIC FINANCIAL STATEMENTS
FOR THE FISCAL YEAR ENDED JUNE 30, 2007

NOTE 2 - SUMMARY OF SIGNIFICANT ACCOUNTING POLICIES - (Continued)

GOVERNMENTAL FUNDS

Governmental funds are those through which most governmental functions typically are financed. Governmental fund reporting focuses on the sources, uses and balances of current financial resources. Expendable assets are assigned to the various governmental funds according to the purposes for which they may or must be used. Current liabilities are assigned to the fund from which they will be paid. The difference between governmental fund assets and liabilities is reported as fund balance. The following are the District's major governmental funds:

General Fund - The general fund is used to account for all financial resources except those required to be accounted for in another fund. The general fund balance is available for any purpose provided it is expended or transferred according to the general laws of Ohio.

Building Fund - The building fund is used to account for the receipts and expenditures related to all special bond funds in the district. All proceeds from the sale of bonds, notes or certificates of indebtedness, except premium and accrued interest must be paid into the fund.

Classroom Facilities Fund - The classroom facilities fund is used for monies received and expended in connection with contracts entered into by the school district and the Ohio Department of Education for the building and equipping of classroom facilities.

Other governmental funds of the District are used to account for (a) the accumulation of resources for, and payment of, general long-term debt principal, interest and related costs; (b) financial resources to be used for the acquisition, construction, or improvement of capital facilities; (c) for grants and other resources whose use is restricted to a particular purpose.

FIDUCIARY FUNDS

Fiduciary fund reporting focuses on net assets and changes in net assets. The fiduciary fund category is split into four classifications: pension trust funds, investment trust funds, private-purpose trust funds and agency funds. Trust funds are used to account for assets held by the District under a trust agreement for individuals, private organizations, or other governments and are therefore not available to support the District's own programs. The District does not have any trust funds. Agency funds are custodial in nature (assets equal liabilities) and do not involve measurement of results of operations. The District's agency fund accounts for student activities.

C. Basis of Presentation and Measurement Focus

Government-wide Financial Statements - The statement of net assets and the statement of activities display information about the District as a whole. These statements include the financial activities of the primary government, except for fiduciary funds.

The government-wide statement of activities presents a comparison between direct expenses and program revenues for each function or program of the governmental activities of the District. Direct expenses are those that are specifically associated with a service, program or department and therefore clearly identifiable to a particular function. Program revenues include amounts paid by the recipient of goods or services offered by the program and grants and contributions that are restricted to meeting the operational or capital requirements of a particular program. Revenues not classified as program revenues are presented as general revenues of the District.

**GALLIPOLIS CITY SCHOOL DISTRICT
GALLIA COUNTY, OHIO**

NOTES TO THE BASIC FINANCIAL STATEMENTS
FOR THE FISCAL YEAR ENDED JUNE 30, 2007

NOTE 2 - SUMMARY OF SIGNIFICANT ACCOUNTING POLICIES - (Continued)

The government-wide financial statements are prepared using the economic resources measurement focus. All assets and all liabilities associated with the operation of the District are included on the statement of net assets.

Fund Financial Statements - Fund financial statements report detailed information about the District. The focus of governmental fund financial statements is on major funds rather than reporting funds by type. Each major fund is presented in a separate column, and all nonmajor funds are aggregated into one column. Fiduciary funds are reported by fund type.

All governmental funds are accounted for using a flow of current financial resources measurement focus. With this measurement focus, only current assets and current liabilities generally are included on the balance sheet. The statement of revenues, expenditures and changes in fund balances reports on the sources (i.e., revenues and other financing sources) and uses (i.e., expenditures and other financing uses) of current financial resources. This approach differs from the manner in which the governmental activities of the government-wide financial statements are prepared. Governmental fund financial statements therefore include a reconciliation with brief explanations to better identify the relationship between the government-wide statements and the statements for governmental funds. Agency funds do not report a measurement focus as they do not report operations.

D. Basis of Accounting

Basis of accounting determines when transactions are recorded in the financial records and reported on the financial statements. Government-wide financial statements are prepared using the accrual basis of accounting. Governmental funds use the modified accrual basis of accounting. Fiduciary funds also use the accrual basis of accounting.

Revenues - Exchange and Non-exchange Transactions - Revenue resulting from exchange transactions, in which each party gives and receives essentially equal value, is recorded on the accrual basis when the exchange takes place. On a modified accrual basis, revenue is recorded in the fiscal year in which the resources are measurable and become available. Available means that the resources will be collected within the current fiscal year or are expected to be collected soon enough thereafter to be used to pay liabilities of the current fiscal year. For the District, available means expected to be received within sixty days of fiscal year-end.

Nonexchange transactions, in which the District receives value without directly giving equal value in return, include property taxes, grants, entitlements and donations. On an accrual basis, revenue from property taxes is recognized in the fiscal year for which the taxes are levied (see Note 6).

Revenue from grants, entitlements and donations is recognized in the fiscal year in which all eligibility requirements have been satisfied. Eligibility requirements include timing requirements, which specify the year when the resources are required to be used or the fiscal year when use is first permitted, matching requirements, in which the District must provide local resources to be used for a specified purpose, and expenditure requirements, in which the resources are provided to the District on a reimbursement basis. On a modified accrual basis, revenue from nonexchange transactions must also be available before it can be recognized.

Under the modified accrual basis, the following revenue sources are considered to be both measurable and available at fiscal year-end: property taxes available as an advance, interest, tuition, grants, student fees and rentals.

**GALLIPOLIS CITY SCHOOL DISTRICT
GALLIA COUNTY, OHIO**

NOTES TO THE BASIC FINANCIAL STATEMENTS
FOR THE FISCAL YEAR ENDED JUNE 30, 2007

NOTE 2 - SUMMARY OF SIGNIFICANT ACCOUNTING POLICIES - (Continued)

Unearned Revenue and Deferred Revenue - Unearned revenue and deferred revenue arise when assets are recognized before revenue recognition criteria have been satisfied.

Property taxes for which there is an enforceable legal claim as of June 30, 2007, but which were levied to finance fiscal year 2008 operations, and other revenues received in advance of the fiscal year for which they are intended to finance, have been recorded as unearned revenue. Grants and entitlements received before the eligibility requirements are met and delinquent property taxes due at June 30, 2007 are recorded as deferred revenue.

On governmental fund financial statements, receivables that will not be collected within the available period have been reported as deferred revenue.

Expenses/Expenditures - On the accrual basis of accounting, expenses are recognized at the time they are incurred. On the modified accrual basis of accounting, the fair value of donated commodities received during the year is reported in the Statement of Revenues, Expenditures and Changes in Fund Balances as an expenditure with a like amount reported as intergovernmental revenue.

The measurement focus of governmental fund accounting is on decreases in net financial resources (expenditures) rather than expenses. Expenditures are generally recognized in the accounting period in which the related fund liability is incurred, if measurable. Allocation of cost, such as depreciation and amortization, are not recognized in governmental funds.

E. Budgets

The District is required by state statute to adopt an annual appropriated cash basis budget for all funds, except agency funds. The specific timetable for is as follows:

1. Prior to January 15 of the preceding year, the Superintendent and Treasurer submit to the Board of Education a proposed operating budget for the fiscal year commencing the following July 1. The budget includes proposed expenditures and the means of financing for all funds. Public hearings are publicized and conducted to obtain taxpayers' comments. The express purpose of this budget document is to reflect the need for existing (or increased) tax rates.
2. By no later than January 20, the board-adopted budget is filed with the Gallia County Budget Commission for tax rate determination.
3. Prior to April 1, the Board of Education accepts, by formal resolution, the tax rates as determined by the Budget Commission and receives the Commission's Certificate of Estimated Resources which states the projected revenue of each fund. Prior to June 30, the District must revise its budget so that total contemplated expenditures from any fund during the ensuing year will not exceed the amount stated in the Certificate of Estimated Resources. The revised budget then serves as a basis for the appropriation measure. On or about July 1, the Certificate is amended to include any unencumbered balances from the preceding year as reported by the District Treasurer. The Certificate may be further amended during the year if projected increases or decreases in revenue are identified by the District Treasurer. The amounts reported in the budgetary statement reflect the amounts set forth in the original and final Amended Certificate issued for fiscal year 2007.

**GALLIPOLIS CITY SCHOOL DISTRICT
GALLIA COUNTY, OHIO**

NOTES TO THE BASIC FINANCIAL STATEMENTS
FOR THE FISCAL YEAR ENDED JUNE 30, 2007

NOTE 2 - SUMMARY OF SIGNIFICANT ACCOUNTING POLICIES - (Continued)

4. By July 1, the annual Appropriation Resolution is legally enacted by the Board of Education at the fund level of expenditures, which is the legal level of budgetary control. State statute permits a temporary appropriation to be effective until no later than October 1 of each year. Although the legal level of budgetary control was established at the fund level of expenditures, the District has elected to present budgetary statement comparisons at the fund and function level of expenditures. Resolution appropriations by fund must be within the estimated resources as certified by the County Budget Commission, and the total of expenditures and encumbrances may not exceed the appropriation total.
5. All funds, other than agency funds, are legally required to be budgeted and appropriated. Short-term interfund loans are not required to be budgeted since they represent a temporary cash flow resource, and are intended to be repaid.
6. Any revisions that alter the total of any fund appropriation must be approved by the Board of Education.
7. Formal budgetary integration is employed as a management control device during the year for all funds consistent with the general obligation bond indenture and other statutory provisions. All funds completed the year within the amount of their legally authorized cash basis appropriation.
8. Appropriation amounts are as originally adopted, or as amended by the Board of Education through the year by supplemental appropriations which either reallocated or increased the original appropriated amounts. All supplemental appropriations were legally enacted by the Board during fiscal 2007. All amounts reported in the budgetary statement reflect the original appropriations plus all modifications legally enacted by the Board.
9. Unencumbered appropriations lapse at year-end. Encumbered appropriations are carried forward to the succeeding fiscal year and need not be reappropriated. Expenditures plus encumbrances may not legally exceed budgeted appropriations at the fund level.

F. Cash and Investments

To improve cash management, cash received by the District is pooled in a central bank account. Monies for all funds are maintained in this pool. Individual fund integrity is maintained through the District's records. Each fund's interest in the pool is presented as "Equity in Pooled Cash and Cash Equivalents" on the basic financial statements.

Under existing Ohio statutes all investment earnings are assigned to the general fund unless statutorily required to be credited to a specific fund. The Board of Education has, by resolution, specified the funds to receive an allocation of interest earnings. Interest revenue credited to the general fund during fiscal year 2007 amounted to \$254,278, which includes \$138,644 assigned from other District funds.

For presentation on the basic financial statements, investments of the cash management pool and investments with original maturities of three months or less at the time they are purchased by the District are considered to be cash equivalents. Investments with an initial maturity of more than three months are reported as investments.

An analysis of the District's investment account at fiscal year-end is provided in Note 4.

**GALLIPOLIS CITY SCHOOL DISTRICT
GALLIA COUNTY, OHIO**

NOTES TO THE BASIC FINANCIAL STATEMENTS
FOR THE FISCAL YEAR ENDED JUNE 30, 2007

NOTE 2 - SUMMARY OF SIGNIFICANT ACCOUNTING POLICIES - (Continued)

G. Inventory

On government-wide and fund financial statements, inventories are presented at the lower of cost or market on a first-in, first-out basis and are expensed when used. Inventories are accounted for using the purchase method on the fund financial statements and the consumption method on the government-wide financial statements.

On the fund financial statements, reported material and supplies inventory is equally offset by a fund balance reserve in the governmental funds which indicates that it does not constitute available spendable resources even though it is a component of net current assets.

Inventory consists of expendable supplies held for consumption, donated food and purchased food.

H. Capital Assets

General capital assets generally result from expenditures in the governmental funds. These assets are reported in the governmental activities column of the government-wide statement of net assets but are not reported in the fund financial statements.

All capital assets are capitalized at cost (or estimated historical cost) and updated for additions and retirements during the year. Donated capital assets are recorded at their fair market values as of the date received. The District maintained a capitalization threshold of \$1,500 during fiscal 2007. Improvements are capitalized; the costs of normal maintenance and repairs that do not add to the value of the asset or materially extend an asset's life are not. The District does not possess infrastructure.

All reported capital assets except land and construction in progress are depreciated. Improvements are depreciated over the remaining useful lives of the related capital assets. Depreciation is computed using the straight-line method over the following useful lives:

Description	Governmental Activities <u>Estimated Lives</u>
Land improvements	20 years
Buildings and improvements	20 - 50 years
Furniture and equipment	5 - 20 years
Vehicles	8 years

I. Interfund Balances

In the fund financial statements, receivables and payables resulting from short-term interfund loans are classified as "interfund receivables/payables". These amounts are eliminated in the governmental activities column on the Statement of Net Assets.

**GALLIPOLIS CITY SCHOOL DISTRICT
GALLIA COUNTY, OHIO**

NOTES TO THE BASIC FINANCIAL STATEMENTS
FOR THE FISCAL YEAR ENDED JUNE 30, 2007

NOTE 2 - SUMMARY OF SIGNIFICANT ACCOUNTING POLICIES - (Continued)

J. Compensated Absences

In accordance with the provisions of GASB Statement No. 16, "Accounting for Compensated Absences", a liability for vacation leave is accrued if a) the employees' rights to payment are attributable to services already rendered; and b) it is probable that the employer will compensate the employees for the benefits through paid time off or other means, such as cash payment at termination or retirement. A liability for severance is accrued using the vesting method; i.e., the liability is based on the sick leave accumulated at June 30, 2007, by those employees who are currently eligible to receive termination (severance) payments, as well as those employees expected to become eligible in the future. For purposes of establishing a liability for severance on employees expected to become eligible to retire in the future, all employees age 50 or greater with at least 10 years of service or employees with 20 years of service regardless of their age were considered expected to become eligible to retire in accordance with GASB Statement No. 16.

The total liability for vacation and severance payments has been calculated using pay rates in effect at June 30, 2007 and reduced to the maximum payment allowed by labor contract and/or statute, plus any applicable additional salary related payments.

The entire compensated absence liability is reported on the government-wide financial statements.

For governmental fund financial statements, compensated absences are recognized as liabilities and expenditures as payments come due each period upon the occurrence of employee resignations and retirements.

K. Accrued Liabilities and Long-Term Obligations

All payables, accrued liabilities, and long-term obligations are reported in the government-wide financial statements. In general, governmental fund payables and accrued liabilities that, once incurred, are paid in a timely manner and in full from current financial resources, are reported as obligations of the funds. However, claims and judgments, compensated absences, and contractually required pension contributions that will be paid from governmental funds are reported as a liability in the fund financial statements only to the extent that they are due for payment during the current year. Notes are recognized as a liability on the fund financial statements when due.

L. Fund Balance Reserves

The District reserves those portions of fund equity which are legally segregated for a specific future use or which do not represent available expendable resources and therefore are not available for appropriation or expenditure. Unreserved fund balance indicates that portion of fund equity which is available for appropriation in future periods. Fund equity reserves have been established for encumbrances, materials and supplies inventory, prepayments, property taxes unavailable for appropriation, debt service, Bureau of Workers' Compensation (BWC) refunds, instructional materials and capital acquisition. The reserve for property taxes unavailable for appropriation represents taxes recognized as revenue under GAAP but not available for appropriation under state statute. Designated fund balance represents planned actions for monies set-aside by the District for budget stabilization.

**GALLIPOLIS CITY SCHOOL DISTRICT
GALLIA COUNTY, OHIO**

NOTES TO THE BASIC FINANCIAL STATEMENTS
FOR THE FISCAL YEAR ENDED JUNE 30, 2007

NOTE 2 - SUMMARY OF SIGNIFICANT ACCOUNTING POLICIES - (Continued)

M. Net Assets

Net assets represent the difference between assets and liabilities. Net assets invested in capital assets consist of capital assets, net of accumulated depreciation. Net assets are reported as restricted when there are limitations imposed on their use either through the enabling legislation or through external restrictions imposed by creditors, grantors or laws or regulations of other governments. Net assets restricted for other purposes represent balances in special revenue funds for grants received which are restricted as to their use by grantors and the amounts for set-asides (see Note 15).

The District applies restricted resources first when an expense is incurred for purposes for which both restricted and unrestricted net assets are available. Of the District's restricted net assets of \$19,566,898, none are restricted by enabling legislation.

N. Prepayments

Certain payments to vendors reflect the costs applicable to future accounting periods and are recorded as prepaid items in both government-wide and fund financial statements. These items are reported as assets on the balance sheet using the consumption method. A current asset for the prepaid amounts is recorded at the time of the purchase and the expenditure/expense is reported in the year in which services are consumed.

O. Estimates

The preparation of the basic financial statements in conformity with GAAP requires management to make estimates and assumptions that affect the amounts reported in the basic financial statements and accompanying notes. Actual results may differ from those estimates.

P. Restricted Assets

Assets are reported as restricted assets when limitations on their use change the normal understanding of the availability of the asset. Such constraints are either imposed by creditors, contributors, grantors, or laws of other governments or imposed by enabling legislation. Restricted assets include the amount required by state statute to be set-aside for Bureau of Workers' Compensation (BWC) refunds and to create a reserve for textbooks/instructional materials and capital acquisitions. See Note 15 for details.

Q. Interfund Activity

Exchange transactions between funds are reported as revenues in the seller funds and as expenditures/expenses in the purchaser funds. Flows of cash or goods from one fund to another without a requirement for repayment are reported as interfund transfers. Interfund transfers are reported as other financing sources/uses in governmental funds. Repayments from funds responsible for particular expenditures/expenses to the funds that initially paid for them are not presented on the basic financial statements. Transfers between governmental funds are eliminated for reporting on the government-wide statement.

R. Extraordinary and Special Items

Extraordinary items are transactions or events that are both unusual in nature and infrequent in occurrence. Special items are transactions or events that are within the control of the Board of Education and that are either unusual in nature or infrequent in occurrence. Neither type of transaction occurred during fiscal 2007.

**GALLIPOLIS CITY SCHOOL DISTRICT
GALLIA COUNTY, OHIO**

NOTES TO THE BASIC FINANCIAL STATEMENTS
FOR THE FISCAL YEAR ENDED JUNE 30, 2007

NOTE 3 - ACCOUNTABILITY AND COMPLIANCE

Deficit Fund Balances

Fund balances at June 30, 2007 included the following individual fund deficits:

	<u>Deficit</u>
<u>Nonmajor Governmental Funds</u>	
Uniform School Supplies	\$ 22,145
Title VI-B	9
Title IV	10,783
Preschool	465
Title IIA	4
Miscellaneous Federal Grants	615

These funds complied with Ohio state law, which does not permit a cash basis deficit at year-end. The general fund is liable for any deficits in these funds and provides transfers when cash is required, not when accruals occur. These deficit fund balances are the result of adjustments for accrued liabilities.

NOTE 4 - DEPOSITS AND INVESTMENTS

State statutes classify monies held by the District into three categories.

Active deposits are public deposits necessary to meet current demands on the treasury. Such monies must be maintained either as cash in the District treasury, in commercial accounts payable or withdrawable on demand, including negotiable order of withdrawal (NOW) accounts, or in money market deposit accounts.

Inactive deposits are public deposits that the Board of Education has identified as not required for use within the current five year period of designation of depositories. Inactive deposits must either be evidenced by certificates of deposit maturing not later than the end of the current period of designation of depositories, or by savings or deposit accounts including, but not limited to, passbook accounts.

Interim deposits are deposits of interim monies. Interim monies are those monies which are not needed for immediate use but which will be needed before the end of the current period of designation of depositories. Interim deposits must be evidenced by time certificates of deposit maturing not more than one year from the date of deposit or by savings or deposit accounts including passbook accounts.

Interim monies are to be deposited or invested in the following securities:

1. United States Treasury Notes, Bills, Bonds, or any other obligation or security issued by the United States Treasury or any other obligation guaranteed as to principal and interest by the United States;
2. Bonds, notes, debentures, or any other obligations or securities issued by any federal government agency or instrumentality, including but not limited to, the Federal National Mortgage Association, Federal Home Loan Bank, Federal Farm Credit Bank, Federal Home Loan Mortgage Corporation, Government National Mortgage Association, and Student Loan Marketing Association. All federal agency securities shall be direct issuances of federal government agencies or instrumentalities;
3. Written repurchase agreements in the securities listed above provided that the market value of the securities subject to the repurchase agreement must exceed the principal value of the agreement by at least two percent and be marked to market daily, and that the term of the agreement must not exceed thirty days;

**GALLIPOLIS CITY SCHOOL DISTRICT
GALLIA COUNTY, OHIO**

NOTES TO THE BASIC FINANCIAL STATEMENTS
FOR THE FISCAL YEAR ENDED JUNE 30, 2007

NOTE 4 - DEPOSITS AND INVESTMENTS - (Continued)

4. Bonds and other obligations of the State of Ohio;
5. No-load money market mutual funds consisting exclusively of obligations described in division (1) or (2) of this section and repurchase agreements secured by such obligations, provided that investments in securities described in this division are made only through eligible institutions;
6. The State Treasury Asset Reserve of Ohio (STAR Ohio) investment pool;
7. Certain banker's acceptance and commercial paper notes for a period not to exceed one hundred eighty days from the purchase date in an amount not to exceed twenty-five percent of the interim monies available for investment at any one time: and,
8. Under limited circumstances, corporate debt interests rated in either of the two highest classifications by at least two nationally recognized rating agencies.

Protection of District's deposits is provided by the Federal Deposit Insurance Corporation (FDIC), by eligible securities pledged by the financial institution as security for repayment, by surety company bonds deposited with the Treasurer by the financial institution or by a single collateral pool established by the financial institution to secure the repayment of all public monies deposited with the institution.

Investments in stripped principal or interest obligations, reverse repurchase agreements and derivatives are prohibited. The issuance of taxable notes for the purpose of arbitrage, the use of leverage and short selling are also prohibited. An investment must mature within five years from the date of purchase unless matched to a specific obligation or debt of the District, and must be purchased with the expectation that it will be held to maturity. Investments may only be made through specified dealers and institutions. Payment for investments may be made only upon delivery of the securities representing the investments to the Treasurer or, if the securities are not represented by a certificate, upon receipt of confirmation of transfer from the custodian.

A. Deposits with Financial Institutions

At June 30, 2007, the carrying amount of all District deposits was \$8,851,215. Based on the criteria described in GASB Statement No. 40, "Deposits and Investment Risk Disclosures", as of June 30, 2007, \$300,000 of the District's bank balance of \$9,377,436 was covered by the Federal Deposit Insurance Corporation, while \$9,077,436 was exposed to custodial risk as discussed below.

The District's deposits are not subject to custodial credit risk.

**GALLIPOLIS CITY SCHOOL DISTRICT
GALLIA COUNTY, OHIO**

NOTES TO THE BASIC FINANCIAL STATEMENTS
FOR THE FISCAL YEAR ENDED JUNE 30, 2007

NOTE 4 - DEPOSITS AND INVESTMENTS - (Continued)

B. Investments

As of June 30, 2007, the District had the following investments and maturities:

Investment	Fair Value	Maturity			
		6 months or less	7 to 12 months	13 to 18 months	19 to 24 months
FHLB	\$ 20,112,493	\$ 4,598,574	\$ 5,244,310	\$ 7,579,513	\$ 2,690,096
FHLMC	2,781,594	2,661,656	119,938	-	-
FNMA	2,296,246	2,196,308	-	99,938	-
FFCB	1,992,500	-	-	-	1,992,500
U.S. Treasury Notes	23,352	23,352	-	-	-
Total	\$ 27,206,185	\$ 9,479,890	\$ 5,364,248	\$ 7,679,451	\$ 4,682,596

The weighted average maturity of investments is 0.89 years.

Interest Rate Risk: Interest rate risk is the risk that changes in interest rates will adversely affect the fair value of an investment. As a means of limiting its exposure to fair value losses arising from rising interest rates and according to state law, the District's investment policy limits investment portfolio maturities to five years or less.

Credit Risk: Credit risk is the risk that an issuer or other counterparty to an investment will not fulfill its obligations. The District's investments were rated AAA and Aaa by Standard & Poor's and Moody's Investor Services, respectively.

Concentration of Credit Risk: Concentration of credit risk is the risk of loss attributed to the magnitude of a government's investment in a single issuer. The District places no limit on the amount that may be invested in any one issuer. The following table includes the percentage of each investment type held by the District at June 30, 2007:

Investment type	Fair Value	% to Total
FHLB	\$ 20,112,493	73.93
FHLMC	2,781,594	10.22
FNMA	2,296,246	8.44
FFCB	1,992,500	7.32
U.S. Treasury Notes	23,352	0.09
Total	\$ 27,206,185	100.00

**GALLIPOLIS CITY SCHOOL DISTRICT
GALLIA COUNTY, OHIO**

NOTES TO THE BASIC FINANCIAL STATEMENTS
FOR THE FISCAL YEAR ENDED JUNE 30, 2007

NOTE 4 - DEPOSITS AND INVESTMENTS - (Continued)

C. Reconciliation of Cash and Investments to the Statement of Net Assets

The following is a reconciliation of cash and investments as reported in the note disclosure above to cash and investments as reported on the statement of net assets as of June 30, 2007:

Cash and Investments per Note Disclosure

Carrying amount of deposits	\$ 8,851,215
Investments	<u>27,206,185</u>
Total	<u>\$ 36,057,400</u>

Cash and Investments per Statement of Net Assets

Governmental activities	\$ 36,019,429
Agency funds	<u>37,971</u>
Total	<u>\$ 36,057,400</u>

NOTE 5 - INTERFUND TRANSACTIONS

Interfund balances at June 30, 2007 consist of the following individual interfund loans receivable and payable, as reported in the fund financial statements:

	<u>Amount</u>
<u>Interfund loans receivable in the General fund:</u>	
Nonmajor Governmental funds	<u>\$ 50,157</u>
Total	<u>50,157</u>

The primary purpose of the interfund balances is to cover costs in specific funds where revenues were not received by June 30. These interfund balances will be repaid once the anticipated revenues are received. All interfund balances are expected to be repaid within one year.

Interfund balances between governmental funds are eliminated in the government-wide financial statements; therefore, no internal balances at June 30, 2007 are reported on the statement of net assets.

NOTE 6 - PROPERTY TAXES

Property taxes are levied and assessed on a calendar year basis while the District fiscal year runs from July through June. First half tax collections are received by the District in the second half of the fiscal year. Second half tax distributions occur in the first half of the following fiscal year.

Property taxes include amounts levied against all real, public utility and tangible personal property (used in business) located in the District. Real property tax revenue received in calendar 2007 represents collections of calendar year 2006 taxes. Real property taxes received in calendar year 2007 were levied after April 1, 2006, on the assessed value listed as of January 1, 2006, the lien date. Assessed values for real property taxes are established by state law at thirty-five percent of appraised market value. Real property taxes are payable annually or semi-annually. If paid annually, payment is due December 31; if paid semi-annually, the first payment is due December 31 with the remainder payable by June 20. Under certain circumstances, state statute permits alternate payment dates to be established.

**GALLIPOLIS CITY SCHOOL DISTRICT
GALLIA COUNTY, OHIO**

NOTES TO THE BASIC FINANCIAL STATEMENTS
FOR THE FISCAL YEAR ENDED JUNE 30, 2007

NOTE 6 - PROPERTY TAXES (Continued)

Public utility property tax revenue received in calendar 2007 represents collections of calendar year 2006 taxes. Public utility real and tangible personal property taxes received in calendar year 2007 became a lien December 31, 2005, were levied after April 1, 2006 and are collected in 2007 with real property taxes. Public utility real property is assessed at thirty-five percent of true value; public utility tangible personal property currently is assessed at varying percentages of true value.

Tangible personal property tax revenue received during calendar 2007 (other than public utility property) represents the collection of 2007 taxes. Tangible personal property taxes received in calendar year 2007 were levied after April 1, 2006, on the value as of December 31, 2006. For 2006, tangible personal property was assessed at 18.75% for property including inventory. This percentage was reduced to 12.5% for 2007, 6.25% for 2008 and zero for 2009. Payments by multi-county taxpayers are due September 20. Single county taxpayers may pay annually or semi-annually. If paid annually, payment is due April 30; if paid semi-annually, the first payment is due April 30, with the remainder payable by September 20. Tangible personal property taxes paid by April 30 are usually received by the District prior to June 30.

House Bill No. 66 was signed into law on June 30, 2005. House Bill No. 66 phases out the tax on tangible personal property of general businesses, telephone and telecommunications companies, and railroads. The tax on general business and railroad property will be eliminated by calendar year 2009, and the tax on telephone and telecommunications property will be eliminated by calendar year 2011. The tax is phased out by reducing the assessment rate on the property each year. The bill replaces the revenue lost by the District due to the phasing out of the tax. In calendar years 2006-2010, the District will be fully reimbursed for the lost revenue. In calendar years 2011-2017, the reimbursements will be phased out.

The District receives property taxes from Gallia County. The County Auditor periodically advances to the District its portion of the taxes collected. Second-half real property tax payments collected by the County by June 30, 2007 are available to finance fiscal 2007 operations. The amount available for advance at June 30, 2007 was \$255,381 in the General fund, \$85,531 in the Bond Retirement debt service fund (a nonmajor governmental fund), \$10,224 in the Permanent Improvement capital projects fund (a nonmajor governmental fund), and \$5,094 in the Classroom Facilities Maintenance special revenue fund (a nonmajor governmental fund). The amount available for advance at June 30, 2006 was \$182,895 in the General fund and \$54,869 in the Bond Retirement debt service fund. The amount of second-half real property taxes available for advance at fiscal year-end can vary depending on when tax bills are sent by the County Auditor.

Accrued property taxes receivable includes real property, public utility property and tangible personal property taxes which are measurable as of June 30, 2007 and for which there is an enforceable legal claim. Although total property tax collections for the next fiscal year are measurable, only the amount of real property taxes available as an advance at June 30 was levied to finance current fiscal year operations and is reported as revenue at fiscal year-end. The portion of the receivable not levied to finance current fiscal year operations is offset by a credit to unearned revenue.

On a full accrual basis, collectible delinquent property taxes have been recorded as a receivable and revenue, while on a modified accrual basis the revenue has been deferred.

**GALLIPOLIS CITY SCHOOL DISTRICT
GALLIA COUNTY, OHIO**

NOTES TO THE BASIC FINANCIAL STATEMENTS
FOR THE FISCAL YEAR ENDED JUNE 30, 2007

NOTE 6 - PROPERTY TAXES (Continued)

The assessed values upon which the fiscal year 2007 taxes were collected are:

	2006 Second Half Collections		2007 First Half Collections	
	<u>Amount</u>	<u>Percent</u>	<u>Amount</u>	<u>Percent</u>
Agricultural/Residential and Other Real Estate	\$ 202,995,520	86.50	\$ 202,995,520	86.50
Public Utility Personal	11,865,520	5.05	11,865,520	5.05
Tangible Personal Property	<u>19,845,300</u>	<u>8.45</u>	<u>19,845,300</u>	<u>8.45</u>
Total	<u>\$ 234,706,340</u>	<u>100.00</u>	<u>\$ 234,706,340</u>	<u>100.00</u>
Tax rate per \$1,000 of assessed valuation	\$ 31.00		\$ 31.00	

NOTE 7 - RECEIVABLES

Receivables at June 30, 2007 consisted of taxes, accrued interest, and intergovernmental grants and entitlements. All receivables are considered collectible in full due to the ability to foreclose for the nonpayment of taxes, the stable condition of state programs and the current year guarantee of federal funds. A summary of the principal items of receivables reported on the Statement of Net Assets follows:

Governmental Activities

Taxes	\$ 7,728,599
Accounts	29,829
Intergovernmental	10,937,613
Accrued interest	<u>300,075</u>
Total	<u>\$ 18,996,116</u>

Receivables have been disaggregated on the face of the basic financial statements. All receivables are expected to be collected within the subsequent year.

**GALLIPOLIS CITY SCHOOL DISTRICT
GALLIA COUNTY, OHIO**

NOTES TO THE BASIC FINANCIAL STATEMENTS
FOR THE FISCAL YEAR ENDED JUNE 30, 2007

NOTE 8 - CAPITAL ASSETS

Capital asset activity for the fiscal year ended June 30, 2007 was as follows:

<u>Governmental Activities</u>	<u>Balance</u> <u>06/30/06</u>	<u>Additions</u>	<u>Deletions</u>	<u>Balance</u> <u>06/30/07</u>
<i>Capital assets, not being depreciated:</i>				
Land	\$ 986,120	\$ -	\$ -	\$ 986,120
Construction-in-progress	427,384	3,684,169	-	4,111,553
<i>Total capital assets, not being depreciated</i>	<u>1,413,504</u>	<u>3,684,169</u>	<u>-</u>	<u>5,097,673</u>
<i>Capital assets, being depreciated:</i>				
Land improvements	1,429,420	2,199	-	1,431,619
Buildings and improvements	4,792,633	-	-	4,792,633
Equipment and furniture	1,881,395	36,968	-	1,918,363
Vehicles	2,040,666	376,930	(236,437)	2,181,159
<i>Total capital assets, being depreciated</i>	<u>10,144,114</u>	<u>416,097</u>	<u>(236,437)</u>	<u>10,323,774</u>
<i>Less: accumulated depreciation:</i>				
Land improvements	(902,672)	(48,692)	-	(951,364)
Buildings and improvements	(3,891,139)	(67,800)	-	(3,958,939)
Equipment and furniture	(1,312,338)	(137,777)	-	(1,450,115)
Vehicles	(1,500,730)	(172,331)	202,786	(1,470,275)
<i>Total accumulated depreciation</i>	<u>(7,606,879)</u>	<u>(426,600)</u>	<u>202,786</u>	<u>(7,830,693)</u>
Total capital assets, net	<u>\$ 3,950,739</u>	<u>\$ 3,673,666</u>	<u>\$ (33,651)</u>	<u>\$ 7,590,754</u>

Depreciation expense was charged to the governmental functions as follows:

<u>Instruction:</u>	
Regular	\$ 117,486
Special	26,277
<u>Support Services:</u>	
Pupil	6,406
Instructional staff	7,214
Administration	12,631
Fiscal	157
Operations and maintenance	31,320
Pupil transportation	171,747
Central	599
Extracurricular activities	42,414
Food service operations	10,349
Total depreciation expense	<u>\$ 426,600</u>

**GALLIPOLIS CITY SCHOOL DISTRICT
GALLIA COUNTY, OHIO**

NOTES TO THE BASIC FINANCIAL STATEMENTS
FOR THE FISCAL YEAR ENDED JUNE 30, 2007

NOTE 9 - LONG-TERM OBLIGATIONS

- A. During fiscal year 2007, the following changes occurred in governmental activities long-term obligations:

<u>Governmental Activities</u>	<u>Balance</u> <u>6/30/06</u>	<u>Increases</u>	<u>Decreases</u>	<u>Balance</u> <u>6/30/07</u>	<u>Amounts Due</u> <u>In One Year</u>
General obligation bonds	\$ 25,000,000	\$ -	\$ (330,000)	\$ 24,670,000	\$ 470,000
Compensated absences	<u>1,573,884</u>	<u>178,379</u>	<u>(92,260)</u>	<u>1,660,003</u>	<u>271,310</u>
Total	<u>\$ 26,573,884</u>	<u>\$ 178,379</u>	<u>\$ (422,260)</u>	\$ 26,330,003	<u>\$ 741,310</u>
Unamortized premium				<u>333,191</u>	
Total on statement of net assets				<u>\$ 26,663,194</u>	

Compensated absences will be paid out of the fund from which the employee's salary is paid, which is primarily the General fund for the District.

- B. During fiscal 2006, the District issued general obligation bonds to provide long-term financing of the construction and renovation of various school buildings in accordance with the terms of a Facilities grant from the Ohio Schools Facilities Commission (OSFC). The total project (hereafter "Construction Project") encompasses the construction of four new kindergarten through eight grade buildings and a new high school. These bonds are general obligations of the District for which the full faith and credit of the District is pledged for repayment. Payments of principal and interest relating to this bond are recorded as an expenditure in the debt service fund. The source of payment is derived from a current 7.20 mill bonded debt tax levy.

These bonds represent the amount of the Construction Project that the District itself was required to finance, in accordance with the terms of a facilities grant from the Ohio School Facilities Commission (OSFC). OSFC will make quarterly disbursements to the District as the project is completed. As of June 30, 2007, the total estimated cost of the Construction Project is \$27,925,959, of which OSFC will pay approximately \$17,872,614.

This issue is comprised of current interest bonds, par value \$25,000,000. The interest rates on the current interest bonds range from 4.00% to 5.00%.

Interest payments on the current interest bonds are due on December 1 of each year. The final maturity stated in the issue is December 1, 2033.

The following is a summary of the future debt service requirements to maturity for the 2007 series general obligation bonds:

**GALLIPOLIS CITY SCHOOL DISTRICT
GALLIA COUNTY, OHIO**

NOTES TO THE BASIC FINANCIAL STATEMENTS
FOR THE FISCAL YEAR ENDED JUNE 30, 2007

NOTE 9 - LONG-TERM OBLIGATIONS - (Continued)

Year Ended June 30	General Obligation Bonds		
	Principal	Interest	Total
2008	\$ 470,000	\$ 1,117,740	\$ 1,587,740
2009	470,000	1,098,940	1,568,940
2010	540,000	1,080,140	1,620,140
2011	565,000	1,058,540	1,623,540
2012	585,000	1,035,940	1,620,940
2013 - 2017	3,305,000	4,808,700	8,113,700
2018 - 2022	4,105,000	4,003,552	8,108,552
2023 - 2027	5,135,000	2,975,850	8,110,850
2028 - 2032	6,460,000	1,647,875	8,107,875
2033 - 2034	3,035,000	206,325	3,241,325
Total	<u>\$ 24,670,000</u>	<u>\$ 19,033,602</u>	<u>\$ 43,703,602</u>

C. Legal Debt Margins

The Ohio Revised Code provides that voted net general obligation debt of the District shall never exceed 9% of the total assessed valuation of the District. The code further provides that unvoted indebtedness shall not exceed 1/10 of 1% of the property valuation of the District. The code additionally states that unvoted indebtedness related to energy conservation debt shall not exceed 9/10 of 1% of the property valuation of the District.

The assessed valuation used in determining the District's legal debt margins has been modified by House Bill 530, which became effective March 30, 2006. In accordance with House Bill 530, the assessed valuation used in the District's legal debt margin calculations excluded tangible personal property used in business, telephone or telegraph property, interexchange telecommunications company property, and personal property owned or leased by a railroad company and used in railroad operations.

In accordance with the above calculations, as of June 30, 2007, the District has exceeded the legal voted debt margin by \$5,804,489, the legal unvoted debt margin was \$202,996, and the legal energy conservation debt margin was \$1,826,960.

NOTE 10 - RISK MANAGEMENT

The District does not have a "self-insurance" fund with formalized risk management programs. The District is exposed to various risks of loss related to torts, theft of, damage to, and destruction of assets, injuries to employees and natural disasters.

During fiscal year 2007, the District purchased from Nationwide Insurance Company (through the Ohio School Boards Association) general liability insurance, which carried a \$1 million per occurrence/\$3 million annual aggregate limitation.

Fleet and property/casualty insurance are purchased through commercial carriers and traditionally funded, as are all benefit plans offered to employees.

Settled claims have not exceeded this commercial coverage in any of the past three years. Liability insurance coverage was reduced from \$2 million per occurrence/\$5 million annual aggregation in 2002. There has been no significant reduction in coverage from the prior year.

**GALLIPOLIS CITY SCHOOL DISTRICT
GALLIA COUNTY, OHIO**

NOTES TO THE BASIC FINANCIAL STATEMENTS
FOR THE FISCAL YEAR ENDED JUNE 30, 2007

NOTE 10 - RISK MANAGEMENT - (Continued)

Post employment health care is provided to plan participants or their beneficiaries through the respective retirement systems discussed in Note 12. As such, no funding provisions are required by the District.

OSBA WORKERS' COMPENSATION GROUP RATING PROGRAM

For fiscal year 2007, the District participated in the Ohio School Boards Association Workers' Compensation Group Rating Program (GRP), an insurance purchasing pool. The intent of the GRP is to achieve the benefit of a reduced premium for the District by virtue of its grouping and representation with other participants in the GRP. The workers' compensation experience of the participating school districts is calculated as one experience and a common premium rate is applied to all school districts in the GRP. Each participant pays its workers' compensation premium to the State based on the rate for the GRP rather than its individual rate. Total savings are then calculated and each participant's individual performance is compared to the overall savings of the GRP. A participant will then either receive money from or be required to contribute to the "Equity Pooling Fund". This "equity pooling" arrangement ensures that each participant shares equally in the overall performance of the GRP. Participation in the GRP is limited to school districts that can meet the GRP's selection criteria. The firm of Gates McDonald & Co. provides administrative, cost control and actuarial services to the GRP.

NOTE 11 - PENSION PLANS

A. School Employees Retirement System

The District contributes to the School Employees Retirement System (SERS), a cost-sharing multiple employer defined benefit pension plan. SERS provides retirement and disability benefits, annual cost-of-living adjustments, and death benefits to plan members and beneficiaries. Authority to establish and amend benefits is provided by Chapter 3309 of the Ohio Revised Code. SERS issues a publicly available, stand-alone financial report that includes financial statements and required supplementary information. That report may be obtained by writing to the School Employees Retirement System, 300 East Broad Street, Suite 100, Columbus, Ohio 43215-3746 or by calling (800) 878-5853. It is also posted on SERS' website, www.ohsers.org, under Forms and Publications.

Plan members are required to contribute 10 percent of their annual covered salary and the District is required to contribute at an actuarially determined rate. The current District rate is 14 percent of annual covered payroll. A portion of the District's contribution is used to fund pension obligations with the remainder being used to fund health care benefits. For fiscal year 2007, 10.68 percent of annual covered salary was the portion used to fund pension obligations. For fiscal year 2006, 10.58 percent of annual covered salary was the portion used to fund pension obligations. For fiscal year 2005, 10.57 percent of annual covered salary was the portion used to fund pension obligations. The contribution requirements of plan members and employers are established and may be amended, up to statutory maximum amounts, by the SERS' Retirement Board. The District's required contribution for pension obligations to SERS for fiscal years ended 2007, 2006, and 2005 were \$214,779, \$222,195, and \$210,132; 43.93 percent has been contributed for fiscal year 2007 and 100 percent for fiscal years 2006 and 2005. \$120,434 represents the unpaid contribution for fiscal year 2007.

B. State Teachers Retirement System of Ohio

The District participates in the State Teachers Retirement System of Ohio (STRS Ohio), a cost-sharing, multiple-employer public employee retirement system. STRS Ohio provides retirement and disability benefits to members and death and survivor benefits to beneficiaries. STRS Ohio issues a stand-alone financial report that may be obtained by writing to STRS Ohio, 275 E. Broad St., Columbus, OH 43215-3371, or by calling (614) 227-4090, or by visiting the STRS Ohio website at www.strsoh.org.

**GALLIPOLIS CITY SCHOOL DISTRICT
GALLIA COUNTY, OHIO**

NOTES TO THE BASIC FINANCIAL STATEMENTS
FOR THE FISCAL YEAR ENDED JUNE 30, 2007

NOTE 11 - PENSION PLANS (Continued)

B. State Teachers Retirement System of Ohio (Continued)

New members have a choice of three retirement plans, a Defined Benefit (DB) Plan, a Defined Contribution (DC) Plan and a Combined Plan. The DB plan offers an annual retirement allowance based on final average salary times a percentage that varies based on years of service, or an allowance based on member contributions and earned interest matched by STRS Ohio funds times an actuarially determined annuity factor. The DC Plan allows members to place all their member contributions and employer contributions equal to 10.5 percent of earned compensation into an investment account. Investment decisions are made by the member. A member is eligible to receive a retirement benefit at age 50 and termination of employment. The Combined Plan offers features of both the DC Plan and the DB Plan. In the Combined Plan, member contributions are invested by the member, and employer contributions are used to fund the defined benefit payment at a reduced level from the regular DB Plan. DC and Combined Plan members will transfer to the Defined Benefit Plan during their fifth year of membership unless they permanently select the DC or Combined Plan. Existing members with less than five years of service credit as of June 30, 2001, were given the option of making a one time irrevocable decision to transfer their account balances from the existing DB Plan into the DC Plan or the Combined Plan. This option expired on December 31, 2001. Benefits are established by Chapter 3307 of the Ohio Revised Code.

A DB or Combined Plan member with five or more years credited service who becomes disabled may qualify for a disability benefit. Eligible spouses and dependents of these active members who die before retirement may qualify for survivor benefits. Members in the DC Plan who become disabled are entitled only to their account balance. If a member dies before retirement benefits begin, the member's designated beneficiary is entitled to receive the member's account balance.

For the fiscal year ended June 30, 2007, plan members were required to contribute 10 percent of their annual covered salaries. The District was required to contribute 14 percent; 13 percent was the portion used to fund pension obligations. For fiscal years 2006 and 2005, the portion used to fund pension obligations was also 13 percent. Contribution rates are established by the State Teachers Retirement Board, upon recommendation of its consulting actuary, not to exceed statutory maximum rates of 10 percent for members and 14 percent for employers. Chapter 3307 of the Ohio Revised Code provides statutory authority for member and employer contributions. The District's required contributions for fund pension obligations to STRS Ohio for the fiscal years ended June 30, 2007, 2006, and 2005 were \$1,279,735, \$1,284,584, and \$1,004,620; 81.30 percent has been contributed for fiscal year 2007 and 100 percent for fiscal years 2006 and 2005. \$239,311 represents the unpaid contribution for fiscal year 2007 and is recorded as a liability within the respective funds. Contributions to the DC and Combined Plans for fiscal year 2007 were \$15,764 made by the District and \$20,263 made by the plan members.

C. Social Security System

Effective July 1, 1991, all employees not otherwise covered by the School Employees Retirement System or the State Teachers Retirement System of Ohio have an option to choose Social Security or the School Employees Retirement Systems/State Teachers Retirement System of Ohio. As of June 30, 2007, certain members of the Board of Education have elected Social Security. The District's liability is 6.2% of wages paid.

**GALLIPOLIS CITY SCHOOL DISTRICT
GALLIA COUNTY, OHIO**

**NOTES TO THE BASIC FINANCIAL STATEMENTS
FOR THE FISCAL YEAR ENDED JUNE 30, 2007**

NOTE 12 - POSTEMPLOYMENT BENEFITS

The District provides comprehensive health care benefits to retired teachers and their dependents through the State Teachers Retirement System of Ohio (STRS Ohio), and to retired non-certified employees and their dependents through the School Employees Retirement System (SERS). Benefits include hospitalization, physicians' fees, prescription drugs and reimbursement of monthly Medicare premiums. Benefit provisions and the obligations to contribute are established by the Systems based on authority granted by State statute. Both systems are funded on a pay-as-you-go basis.

STRS Ohio retirees who participated in the DB or combined plans and their dependents are eligible for health care coverage. The STRS Ohio Board has statutory authority over how much, if any, of the health care costs will be absorbed by STRS Ohio. All benefit recipients pay a portion of health care cost in the form of a monthly premium. By law, the cost of coverage paid from STRS Ohio funds is included in the employer contribution rate, currently 14 percent of covered payroll. For the fiscal year ended June 30, 2007, the STRS Ohio Board allocated employer contributions equal to 1 percent of covered payroll to the Health Care Reserve Fund. For the District, this amount equaled \$98,441 for fiscal year 2007.

STRS Ohio pays health care benefits from the Health Care Stabilization Fund. At June 30, 2006 (the latest information available), the balance in the Health Care Stabilization Fund was \$3.5 billion. For the fiscal year ended June 30, 2006 (the latest information available), net health care costs paid by STRS Ohio were \$282.743 million and STRS Ohio had 119,184 eligible benefit recipients.

For SERS, coverage is made available to service retirees with ten or more fiscal years of qualifying service credit, and to disability and survivor benefit recipients. All retirees and beneficiaries are required to pay a portion of their premium for health care. The portion is based on years of service, Medicare eligibility, and retirement status. Premiums may be reduced for retirees whose household income falls below the poverty level.

After the allocation for basic benefits, the remainder of the employer's 14 percent contribution is allocated to providing health care benefits. For the fiscal year ended June 30, 2007, employer contributions to fund health care benefits were 3.32 percent of covered payroll, a decrease of .10 percent from fiscal year 2006. In addition, SERS levies a surcharge to fund health care benefits equal to 14 percent of the difference between a minimum pay and the member's pay, pro-rated for partial service credit. For fiscal year 2007, the minimum pay was established at \$35,800. Total surcharge is capped at 2 percent of each employer's SERS salaries. For the 2007 fiscal year, District paid \$97,480 to fund health care benefits, including the surcharge.

The surcharge, added to the unallocated portion of the 14 percent employer contribution rate, provides for maintenance of the asset target level for the health care fund. The target level for the health care reserve is 150 percent of annual health care expenses. Expenses for health care for the fiscal year ended June 30, 2006 (the latest information available) were \$158.751 million. At June 30, 2006 (the latest information available), SERS had net assets available for payment of health care benefits of \$295.6 million. On the basis of actuarial projections, the allocated contributions will be insufficient in the long term, to provide for a health care reserve equal to at least 150 percent of estimated annual net claim costs. At June 30, 2006 (the latest information available), SERS had 59,492 participants currently receiving health care benefits.

**GALLIPOLIS CITY SCHOOL DISTRICT
GALLIA COUNTY, OHIO**

NOTES TO THE BASIC FINANCIAL STATEMENTS
FOR THE FISCAL YEAR ENDED JUNE 30, 2007

NOTE 13 - BUDGETARY BASIS OF ACCOUNTING

While reporting financial position, results of operations, and changes in fund balance on the basis of generally accepted accounting principles (GAAP), the budgetary basis as provided by law is based upon accounting for certain transactions on a basis of cash receipts and disbursements.

The Statement of Revenue, Expenditures, and Changes in Fund Balance - Budget and Actual (Non-GAAP Budgetary Basis) presented for the general fund is presented on the budgetary basis to provide a meaningful comparison of actual results with the budget. The major differences between the budget basis and the GAAP basis are that:

- (a) Revenues and other financing sources are recorded when received in cash (budget basis) as opposed to when susceptible to accrual (GAAP basis);
- (b) Expenditures and other financing uses are recorded when paid in cash (budget basis) as opposed to when the liability is incurred (GAAP basis);
- (c) In order to determine compliance with Ohio law, and to reserve that portion of the applicable appropriation, total outstanding encumbrances (budget basis) are recorded as the equivalent of an expenditure, as opposed to a reservation of fund balance for that portion of outstanding encumbrances not already recognized as an account payable (GAAP basis).

The adjustments necessary to convert the results of operations for the year on the budget basis to the GAAP basis for the general fund is as follows:

Net Change in Fund Balance

	<u>General Fund</u>
Budget basis	\$ (392,379)
Net adjustment for revenue accruals	200,473
Net adjustment for expenditure accruals	(417,766)
Net adjustment for other financing sources/uses	(248,727)
Adjustment for encumbrances	304,921
GAAP basis	<u>\$ (553,478)</u>

NOTE 14 - CONTINGENCIES

A. Grants

The District receives significant financial assistance from numerous federal, state and local agencies in the form of grants. The disbursement of funds received under these programs generally requires compliance with terms and conditions specified in the grant agreements and are subject to audit by the grantor agencies. Any disallowed claims resulting from such audits could become a liability of the District. However in the opinion of management, any such disallowed claims will not have a material effect on the financial position of the District.

**GALLIPOLIS CITY SCHOOL DISTRICT
GALLIA COUNTY, OHIO**

NOTES TO THE BASIC FINANCIAL STATEMENTS
FOR THE FISCAL YEAR ENDED JUNE 30, 2007

NOTE 14 – CONTINGENCIES (Continued)

B. Litigation

A lawsuit has been filed by the Columbia Gas Transmission Corporation arguing that the Corporation’s public utility property tax assessment rate should be 25% of true value rather than the 88% used by the Tax Commissioner. The Board of Tax Appeals has agreed with the Corporation and the case has been appealed by the Tax Commissioner to the Ohio Supreme Court. The District receives a significant amount of property tax from the Corporation. Should the Corporation prevail in the Supreme Court, it may be entitled to a refund from the District based on the lower assessment rate beginning from tax year 2001. The amount of the refund is estimated to be approximately \$4,468 per year. A portion of the refund may be recovered from additional State entitlement payments.

The District is a party to legal proceedings seeking damages or injunctive relief generally incidental to its operations and spending projects. The District management is of the opinion that disposition of the claim and legal proceedings will not have a material effect, if any, on the financial condition of the District.

NOTE 15 - STATUTORY RESERVES

The District is required by state law to set-aside certain general fund revenue amounts, as defined by State statute, into various reserves. These reserves are calculated and presented on a cash basis. During the fiscal year ended June 30, 2007, the reserve activity was as follows:

	<u>Instructional Materials</u>	<u>Capital Maintenance</u>	<u>BWC Refunds</u>	<u>Budget Stabilization</u>
Set-aside balance at June 30, 2006	\$ 412,935	\$ 849,620	\$ 74,921	\$ 15,718
Current year set-aside requirement	354,049	354,049	-	-
Current year qualifying expenditures	<u>(148,161)</u>	<u>(1,720,424)</u>	<u>-</u>	<u>-</u>
Set-aside balance at June 30, 2007	<u>\$ 618,823</u>	<u>\$ (516,755)</u>	<u>\$ 74,921</u>	<u>\$ 15,718</u>
Balance carried forward to FY2008	<u>\$ 618,823</u>	<u>\$ -</u>	<u>\$ 74,921</u>	<u>\$ 15,718</u>

The District, in a prior year, elected to maintain the budget stabilization reserve. This reserve is no longer required under State statute. Therefore, this amount is presented on the balance sheet as a designation of fund balance, rather than a reserve, and is therefore not included in restricted assets.

A schedule of the governmental fund restricted assets at June 30, 2007 follows:

Amount restricted for instructional materials	\$ 618,823
Amount restricted for BWC refunds	<u>74,921</u>
Total restricted assets	<u>\$ 693,744</u>
Amount designated for budget stabilization	<u>\$ 15,718</u>

Gallipolis City School District
Gallia County
Schedule of Federal Awards Receipts and Expenditures
For the Year Ended June 30, 2007

Federal Grantor/ Pass Through Grantor/ Program Title	Pass Through Entity Number	Federal CFDA Number	Receipts	Non-Cash Receipts	Disbursements	Non-Cash Disbursements
United States Department of Agriculture						
<i>Passed through Ohio Department of Education</i>						
<i>Nutrition Cluster:</i>						
National School Breakfast Program	05PU	10.553	\$ 69,800	\$ -	\$ 69,800	\$ -
National School Lunch Program	LLP4	10.555	260,604	-	260,604	-
Total - Nutrition Cluster			330,404	-	330,404	-
Food Distribution Program	NA	10.550	-	41,067	-	41,067
Total United States Department of Agriculture			330,404	41,067	330,404	41,067
United States Department of Education						
<i>Passed through Ohio Department of Education</i>						
Title I Grants to Local Education Agencies	C1S1	84.010	694,780	-	665,759	-
<i>Special Education Cluster</i>						
Special Education - Grants to States	6BSF	84.027	703,046	-	579,812	-
Special Education - Preschool Grant	PGS1	84.173	25,349	-	15,789	-
Total Special Education Cluster			728,395	-	595,601	-
<i>Passed through Gallia-Jackson-Vinton Board of Alcohol, Drug Addiction, and Mental Health Services</i>						
State and Drug-Free Schools and Communities - State Grants	NA	84.186	9,573	-	28,719	-
<i>Passed through Ohio Department of Education</i>						
State and Drug-Free Schools and Communities - State Grants	DRS1	84.186	13,965	-	13,965	-
Total Safe and Drug-Free Schools and Communities			23,538	-	42,684	-
Twenty-First Century Community Learning Centers	T1S1	84.287	300,000	-	302,806	-
State Grants for Innovative Programs	C2S1	84.298	3,969	-	4,040	-
Education Technology State Grants	TJS1	84.318	6,751	-	6,992	-
Improving Teacher Quality State Grants	TRS1	84.367	205,298	-	140,995	-
Total United States Department of Education			1,962,731	-	1,758,877	-
Total Federal Financial Assistance			\$ 2,293,135	\$ 41,067	\$ 2,089,281	\$ 41,067

NA - Not Available

See accompanying notes to the schedule of federal awards receipts and expenditures

Gallipolis City school District
Notes to Schedule of Federal Awards Receipts and Expenditures
For the Fiscal Year Ended June 30, 2007

NOTE A – SIGNIFICANT ACCOUNTING POLICIES

The accompanying schedule of federal awards receipts and expenditures includes the federal grant activity of the Gallipolis City School District and is presented on the cash basis of accounting. The information in this schedule is presented in accordance with the requirements of OMB Circular A-133, *Audits of States, Local Governments, and Non-Profit Organization*. Therefore, some amounts presented in this schedule may differ from amounts presented in, or used in the preparation of, the basic financial statements.

NOTE B – FOOD DISTRIBUTIONS

Nonmonetary assistance is reported in the schedule at the fair market value of the commodities received and disbursed. Monies are commingled with State grants. It is assumed federal monies are expended first. At June 30, 2007, the District had no significant food commodities in inventory.

BALESTRA, HARR & SCHERER, CPAs, INC.

528 South West Street, P.O. Box 687

Piketon, Ohio 45661

Telephone (740) 289-4131

Fax (740) 289-3639

www.bhscpas.com

Member American Institute of Certified Public Accountants

Ohio Society of Certified Public Accountants

REPORT ON INTERNAL CONTROL OVER FINANCIAL REPORTING AND ON COMPLIANCE AND OTHER MATTERS BASED ON AN AUDIT OF FINANCIAL STATEMENTS PERFORMED IN ACCORDANCE WITH *GOVERNMENT AUDITING STANDARDS*

Members of the Board
Gallipolis City School District
61 State Street
Gallipolis, Ohio 45631

We have audited the financial statements of the governmental activities, each major fund, and the aggregate remaining fund information of the Gallipolis City School District (the District) as of and for the year ended June 30, 2007, which collectively comprise the District's basic financial statements, and have issued our report thereon dated December 28, 2007. We conducted our audit in accordance with auditing standards generally accepted in the United States of America and the standards applicable to financial audits contained in *Government Auditing Standards*, issued by the Comptroller General of the United States.

Internal Control Over Financial Reporting

In planning and performing our audit, we considered the District's internal control over financial reporting as a basis for designing our auditing procedures for the purpose of expressing our opinion on the financial statements, but not for the purpose of expressing an opinion on the effectiveness of the District's internal control over financial reporting. Accordingly, we do not express an opinion on the effectiveness of the District's internal control over financial reporting.

A control deficiency exists when the design or operation of a control does not allow management or employees, in the normal course of performing their assigned functions, to prevent or detect misstatements on a timely basis. A significant deficiency is a control deficiency, or combination of control deficiencies, that adversely affects the District's ability to initiate, authorize, record, process, or report financial data reliably in accordance with generally accepted accounting principles such that there is more than a remote likelihood that a misstatement of the District's financial statements that is more than inconsequential will not be prevented or detected by the District's internal control.

A material weakness is a significant deficiency, or combination of significant deficiencies, that results in more than a remote likelihood that a material misstatement of the financial statements will not be prevented or detected by the District's internal control.

Our consideration of internal control over financial reporting was for the limited purpose described in the first paragraph of this section and would not necessarily identify all deficiencies in internal control that might be significant deficiencies or material weakness. We did not identify any deficiencies in internal control over financial reporting that we consider to be material weakness, as defined above.

Members of the Board

Gallipolis City School District


REPORT ON INTERNAL CONTROL OVER FINANCIAL REPORTING AND ON COMPLIANCE AND OTHER MATTERS BASED ON AN AUDIT OF FINANCIAL STATEMENTS PERFORMED IN ACCORDANCE WITH *GOVERNMENT AUDITING STANDARDS*

Page 2

Compliance and Other Matters

As part of obtaining reasonable assurance about whether the District's basic financial statements are free of material misstatement, we performed tests of its compliance with certain provisions of laws, regulations, contracts and grant agreements, noncompliance with which could have a direct and material effect on the determination of financial statement amounts. However, providing an opinion on compliance with those provisions was not an objective of our audit and accordingly, we do not express such an opinion. The results of our tests disclosed no instances of noncompliance or other matters that are required to be reported under *Government Auditing Standards*.

This report is intended solely for the information and use of the management, the audit committee, members of the Board, and federal awarding agencies and pass-through entities and is not intended to be and should not be used by anyone other than these specified parties.



Balestra, Harr & Scherer, CPAs, Inc.

December 28, 2007

BALESTRA, HARR & SCHERER, CPAs, INC.

528 South West Street, P.O. Box 687

Piketon, Ohio 45661

Telephone (740) 289-4131

Fax (740) 289-3639

www.bhscpas.com

Member American Institute of Certified Public Accountants

Ohio Society of Certified Public Accountants

REPORT ON COMPLIANCE WITH REQUIREMENTS APPLICABLE TO EACH MAJOR PROGRAM AND ON INTERNAL CONTROL OVER COMPLIANCE IN ACCORDANCE WITH OMB CIRCULAR A-133

Members of the Board
Gallipolis City School District
61 State Street
Gallipolis, Ohio 45631

Compliance

We have audited the compliance of the Gallipolis City School District (the District) with the types of compliance requirements described in the U.S. Office of Management and Budget (OMB) *Circular A-133 Compliance Supplement* that are applicable to its major federal programs for the year ended June 30, 2007. The District's major federal programs are identified in the summary of auditor's results section of the accompanying schedule of findings and questioned costs. Compliance with the requirements of laws, regulations, contracts and grants applicable to its major federal programs are the responsibility of the District's management. Our responsibility is to express an opinion on the District's compliance based on our audit.

We conducted our audit of compliance in accordance with auditing standards generally accepted in the United States of America; the standards applicable to financial audits contained in *Government Auditing Standards*, issued by the Comptroller General of the United States; and OMB Circular A-133, *Audits of States, Local Governments, and Non-Profit Organizations*. Those standards and OMB Circular A-133 require that we plan and perform the audit to obtain reasonable assurance about whether noncompliance with the types of compliance requirements referred to above that could have a direct and material effect on a major federal program occurred. An audit includes examining, on a test basis, evidence about the District's compliance with those requirements and performing such other procedures as we considered necessary in the circumstances. We believe that our audit provides a reasonable basis for our opinion. Our audit does not provide a legal determination of the District's compliance with those requirements.

In our opinion, the District complied, in all material respects, with the requirements referred to above that are applicable to its major federal programs for the year ended June 30, 2007.

Internal Control Over Compliance

The management of the District is responsible for establishing and maintaining effective internal control over compliance with requirements of laws, regulations, contracts and grants applicable to federal programs. In planning and performing our audit, we considered the District's internal control over compliance with requirements that could have a direct and material effect on a major federal program in order to determine our auditing procedures for the purpose of expressing our opinion on compliance, but not for the purpose of expressing an opinion on the effectiveness of internal control over compliance. Accordingly, we do not express an opinion on the effectiveness of the District's internal control over compliance.

Internal Control Over Compliance (Continued)

A control deficiency in an entity's internal control over compliance exists when the design or operation of a control does not allow management or employees, in the normal course of performing their assigned functions, to prevent or detect noncompliance with a type of compliance requirement of a federal program on a timely basis. A significant deficiency is a control deficiency, or combination of control deficiencies, that adversely affects the entity's ability to administer a federal program such that there is more than a remote likelihood that noncompliance with a type of compliance requirement of a federal program that is more than inconsequential will not be prevented or detected by the entity's internal control.

A material weakness is a significant deficiency, or combination of significant deficiencies, that results in more than a remote likelihood that material noncompliance with a type of compliance requirement of a federal program will not be prevented or detected by the District's internal control.

Our consideration of the internal control over compliance was for the limited purpose described in the first paragraph of this section and would not necessarily identify all deficiencies in internal control that might be significant deficiencies or material weaknesses. We did not identify any deficiencies in internal control over compliance that we consider to be material weakness, as defined above.

This report is intended solely for the information and use of the management, the audit committee, members of the Board, and federal awarding agencies and pass-through entities and is not intended to be and should not be used by anyone other than these specified parties.



Balestra, Harr & Scherer, CPAs, Inc.

December 28, 2007

GALLIPOLIS CITY SCHOOL DISTRICT
SCHEDULE OF FINDINGS AND QUESTIONED COSTS
OMB CIRCULAR A-133 SECTION .505
FOR THE FISCAL YEAR ENDED JUNE 30, 2007

1. SUMMARY OF AUDITOR' S RESULTS

(d)(1)(i)	Type of Financial Statement Opinion	Unqualified
(d)(1)(ii)	Were there any material weaknesses reported at the financial statement level (GAGAS)?	No
(d)(1)(ii)	Were there any other significant control deficiencies reported at the financial statement level (GAGAS)?	No
(d)(1)(iii)	Was there any reported noncompliance at the financial statement level (GAGAS)?	No
(d)(1)(iv)	Were there any material internal control weaknesses reported for major federal programs?	No
(d)(1)(iv)	Were there any other significant internal control conditions reported for major federal programs?	No
(d)(1)(v)	Type of Major Program' s Compliance Opinion	Unqualified
(d)(1)(vi)	Are there any reportable findings under section .510?	No
(d)(1)(vii)	Major Programs (list):	Title I Grants to Local Educational Agencies, CFDA# 84.010 Special Education Cluster, CFDA# 84.027 & 84.173
(d)(1)(viii)	Dollar Threshold: Type A\B Programs	Type A: > \$300,000 Type B: all others
(d)(1)(ix)	Low Risk Auditee?	No

GALLIPOLIS CITY SCHOOL DISTRICT
SCHEDULE OF FINDINGS AND QUESTIONED COSTS
OMB CIRCULAR A-133 SECTION .505
FOR THE FISCAL YEAR ENDED JUNE 30, 2007
 (CONTINUED)

2. FINDINGS RELATED TO THE FINANCIAL STATEMENTS REQUIRED TO BE REPORTED IN ACCORDANCE WITH GAGAS

Finding Number	None
----------------	------

3. FINDINGS AND QUESTIONED COSTS FOR FEDERAL AWARDS

Finding Number	None
CFDA Title and Number	
Federal Award Number/Year	
Federal Agency	
Pass-Through Agency	



Mary Taylor, CPA
Auditor of State

GALLIPOLIS CITY SCHOOL DISTRICT

GALLIA COUNTY

CLERK'S CERTIFICATION

This is a true and correct copy of the report which is required to be filed in the Office of the Auditor of State pursuant to Section 117.26, Revised Code, and which is filed in Columbus, Ohio.

Susan Babbitt

CLERK OF THE BUREAU

**CERTIFIED
MARCH 11, 2008**