

Mary Taylor, CPA
Auditor of State

**NORTHWEST LOCAL SCHOOL DISTRICT
STARK COUNTY**

TABLE OF CONTENTS

TITLE	PAGE
Independent Accountants' Report.....	1
Management's Discussion and Analysis.....	3
Basic Financial Statements:	
Government-Wide Financial Statements:	
Statement of Net Assets.....	13
Statement of Activities.....	15
Fund Financial Statements:	
Balance Sheet	
Governmental Funds	16
Reconciliation of Total Governmental Fund Balances to Net Assets of Governmental Activities.....	17
Statement of Revenues, Expenditures and Changes in Fund Balances Governmental Funds	18
Reconciliation of the Statement of Revenues, Expenditures And changes in Fund Balances of Governmental Funds To the Statement of Activities.....	19
Statement of Revenues, Expenditures and Changes in Fund Balance – Budget (Non-GAAP Budgetary Basis) and Actual General Fund.....	20
Statement of Fiduciary Net Assets Fiduciary Funds	21
Notes to the Basic Financial Statements	23
Federal Awards Receipts and Expenditures Schedule.....	49
Notes to the Federal Awards Receipts and Expenditures Schedule.....	50
Independent Accountants' Report on Internal Control over Financial Reporting and on Compliance and Other Matters..... Required by <i>Government Auditing Standards</i>	51
Independent Accountants' Report on Compliance with Requirements Applicable to Each Major Federal Program and on Internal Control Over Compliance in Accordance with OMB Circular A-133	53
Schedule of Findings.....	55
Schedule of Prior Audit Findings.....	56

This page intentionally left blank.



Mary Taylor, CPA

Auditor of State

INDEPENDENT ACCOUNTANTS' REPORT

Northwest Local School District
Stark County
8614 Erie Ave. N.W.
Canal Fulton, Ohio 44614

To the Board of Education:

We have audited the accompanying financial statements of the governmental activities, each major fund, and the aggregate remaining fund information of Northwest Local School District, Stark County, Ohio, (the District) as of and for the year ended June 30, 2006, which collectively comprise the District's basic financial statements as listed in the Table of Contents. These financial statements are the responsibility of the District's management. Our responsibility is to express opinions on these financial statements based on our audit.

We conducted our audit in accordance with auditing standards generally accepted in the United States of America and the standards applicable to financial audits contained in the Comptroller General of the United States' *Government Auditing Standards*. Those standards require that we plan and perform the audit to reasonably assure whether the financial statements are free of material misstatement. An audit includes examining, on a test basis, evidence supporting the amounts and disclosures in the financial statements. An audit also includes assessing the accounting principles used and significant estimates made by management, as well as evaluating the overall financial statement presentation. We believe our audit provides a reasonable basis for our opinions.

In our opinion, the financial statements referred to above present fairly, in all material respects, the respective financial position of the governmental activities, each major fund, and the aggregate remaining fund information of Northwest Local School District, Stark County, Ohio, as of June 30, 2006, and the respective changes in financial position thereof and the budgetary comparison for the General Fund for the year then ended in conformity with accounting principles generally accepted in the United States of America.

In accordance with *Government Auditing Standards*, we have also issued our report dated February 28, 2007, on our consideration of the District's internal control over financial reporting and our tests of its compliance with certain provisions of laws, regulations, contracts and grant agreements and other matters. While we did not opine on the internal control over financial reporting or on compliance, that report describes the scope of our testing of internal control over financial reporting and compliance and the results of that testing. That report is an integral part of an audit performed in accordance with *Government Auditing Standards*. You should read it in conjunction with this report in assessing the results of our audit.

Management's Discussion and Analysis is not a required part of the basic financial statements but is supplementary information accounting principles generally accepted in the United States of America requires. We have applied certain limited procedures, consisting principally of inquiries of management regarding the methods of measuring and presenting the required supplementary information. However, we did not audit the information and express no opinion on it.

We conducted our audit to opine on the financial statements that collectively comprise the District's basic financial statements. The Federal Awards Receipts and Expenditures Schedule is required by U.S. Office of Management and Budget Circular A-133, *Audits of States, Local Governments, and Non-Profit Organizations*, and is also not a required part of the basic financial statements. We subjected the Federal Awards Receipts and Expenditures Schedule to the auditing procedures applied in the audit of the basic financial statements. In our opinion, this information is fairly stated in all material respects in relation to the basic financial statements taken as a whole.

A handwritten signature in cursive script that reads "Mary Taylor".

Mary Taylor, CPA
Auditor of State

February 28, 2007

**NORTHWEST LOCAL SCHOOL DISTRICT
STARK COUNTY, OHIO**

MANAGEMENT'S DISCUSSION AND ANALYSIS
FOR THE FISCAL YEAR ENDED JUNE 30, 2006
(UNAUDITED)

The discussion and analysis of the Northwest Local School District's ("the District") financial performance provides an overall review of the District's financial activities for the fiscal year ended June 30, 2006. The intent of this discussion and analysis is to look at the District's financial performance as a whole; readers should also review the basic financial statements and the notes to the basic financial statements to enhance their understanding of the District's financial performance.

Financial Highlights

Key financial highlights for 2006 are as follows:

- In total, net assets of governmental activities decreased \$1,962,097 which represents a 49.70% decrease from 2005.
- General revenues accounted for \$18,397,655 in revenue or 89.14% of all revenues. Program specific revenues in the form of charges for services and sales, grants and contributions accounted for \$2,241,369 or 10.86% of total revenues of \$20,639,024.
- The District had \$22,601,121 in expenses related to governmental activities; only \$2,241,369 of these expenses were offset by program specific charges for services, grants or contributions. General revenues supporting governmental activities (primarily taxes and unrestricted grants and entitlements) of \$18,397,655 were not adequate to provide for these programs.
- The District has three major governmental funds. They are the general fund, debt service fund and building fund. The general fund had \$16,717,088 in revenues and \$18,143,171 in expenditures. During fiscal 2006, the general fund's fund balance decreased \$1,429,905 from \$913,420 to a deficit balance of \$516,485.
- The debt service fund had \$1,695,972 in revenues and \$1,576,912 in expenditures. During fiscal 2006, the debt service fund's fund balance increased \$119,060 from \$531,121 to \$650,181.
- The building fund had \$357,199 in revenues and \$13,232,661 in expenditures. During fiscal 2006, the building fund's fund balance decreased \$12,875,462 from \$13,714,709 to \$839,247.

Using these Basic Financial Statements (BFS)

This annual report consists of a series of financial statements and notes to those statements. These statements are organized so the reader can understand the District as a financial whole, an entire operating entity. The statements then proceed to provide an increasingly detailed look at specific financial activities.

The *Statement of Net Assets* and *Statement of Activities* provide information about the activities of the whole District, presenting both an aggregate view of the District's finances and a longer-term view of those finances. Fund financial statements provide the next level of detail. For governmental funds, these statements tell how services were financed in the short-term as well as what remains for future spending. The fund financial statements also look at the District's most significant funds with all other nonmajor funds presented in total in one column. In the case of the District, the general fund, debt service fund and building fund are by far the most significant funds, and the only governmental funds reported as major funds.

**NORTHWEST LOCAL SCHOOL DISTRICT
STARK COUNTY, OHIO**

MANAGEMENT'S DISCUSSION AND ANALYSIS
FOR THE FISCAL YEAR ENDED JUNE 30, 2006
(UNAUDITED)

Reporting the District as a Whole

Statement of Net Assets and the Statement of Activities

While this document contains the large number of funds used by the District to provide programs and activities, the view of the District as a whole looks at all financial transactions and asks the question, "How did we do financially during 2006?" The statement of net assets and the statement of activities answer this question. These statements include *all non-fiduciary assets, liabilities, revenues and expenses* using the *accrual basis of accounting* similar to the accounting used by most private-sector companies. This basis of accounting will take into account all of the current year's revenues and expenses regardless of when cash is received or paid.

These two statements report the District's *net assets* and changes in those assets. This change in net assets is important because it tells the reader that, for the District as a whole, the *financial position* of the District has improved or diminished. The causes of this change may be the result of many factors, some financial, some not. Non-financial factors include the District's property tax base, current property tax laws in Ohio restricting revenue growth, facility conditions, required educational programs and other factors.

The statement of net assets and the statement of activities, include the District's programs and services, including instruction, support services, operation and maintenance of plant, pupil transportation, extracurricular activities, and food service operations.

The District's statement of net assets and statement of activities can be found on pages 13-15 of this report.

Reporting the District's Most Significant Funds

Fund Financial Statements

The analysis of the District's major governmental funds begins on page 9. Fund financial reports provide detailed information about the District's major funds. The District uses many funds to account for a multitude of financial transactions. However, these fund financial statements focus on the District's most significant funds. The District's major governmental funds are the general fund, debt service fund and building fund all other governmental funds are considered non-major.

Governmental Funds

Most of the District's activities are reported in governmental funds, which focus on how money flows into and out of those funds and the balances left at year-end available for spending in future periods. These funds are reported using an accounting method called *modified accrual* accounting, which measures cash and all other *financial assets* than can readily be converted to cash. The governmental fund financial statements provide a detailed *short-term* view of the District's general government operations and the basic services it provides. Governmental fund information helps you determine whether there are more or fewer financial resources that can be spent in the near future to finance educational programs. The relationship (or differences) between governmental *activities* (reported in the statement of net assets and the statement of activities) and governmental *funds* is reconciled in the basic financial statements. The basic governmental fund financial statements can be found on pages 16-20 of this report.

Reporting the District's Fiduciary Responsibilities

The District acts in a trustee capacity as an agent for students. These activities are reported in an agency fund. All of the District's fiduciary activities are reported in a separate statement of fiduciary net assets on page 21. These activities are excluded from the District's other financial statements because the assets cannot be utilized by the District to finance its operations.

**NORTHWEST LOCAL SCHOOL DISTRICT
STARK COUNTY, OHIO**

MANAGEMENT'S DISCUSSION AND ANALYSIS
FOR THE FISCAL YEAR ENDED JUNE 30, 2006
(UNAUDITED)

Notes to the Basic Financial Statements

The notes provide additional information that is essential to a full understanding of the data provided in the government-wide and fund financial statements. These notes to the basic financial statements can be found on pages 23-48 of this report.

The District as a Whole

The statement of net assets provides the perspective of the District as a whole.

The table below provides a summary of the District's net assets for 2006 and 2005.

	Net Assets	
	Governmental Activities	Governmental Activities
	<u>2006</u>	<u>2005</u>
<u>Assets</u>		
Current and other assets	\$ 13,328,522	\$ 27,274,693
Capital assets	<u>23,863,217</u>	<u>11,811,960</u>
Total assets	<u>37,191,739</u>	<u>39,086,653</u>
<u>Liabilities</u>		
Current liabilities	11,252,805	10,769,469
Long-term liabilities	<u>23,953,303</u>	<u>24,369,456</u>
Total liabilities	<u>35,206,108</u>	<u>35,138,925</u>
<u>Net Assets</u>		
Invested in capital assets, net of related debt	2,942,980	2,970,394
Restricted	1,248,741	1,070,408
Unrestricted (deficit)	<u>(2,206,090)</u>	<u>(93,074)</u>
Total net assets	<u>\$ 1,985,631</u>	<u>\$ 3,947,728</u>

Over time, net assets can serve as a useful indicator of a government's financial position. At June 30, 2006, the District's assets exceeded liabilities by \$1,985,631. Of this total, \$1,248,741 is restricted in use leaving the District with an unrestricted net assets deficit of \$2,206,090.

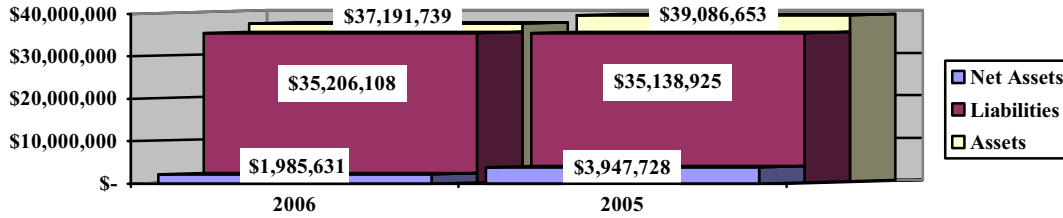
At year-end, capital assets represented 64.16% of total assets. Capital assets include land, buildings and improvements, furniture and equipment, vehicles and construction in progress. Capital assets, net of related debt to acquire the assets at June 30, 2006, were \$2,942,980. These capital assets are used to provide services to the students and are not available for future spending. Although the District's investment in capital assets is reported net of related debt, it should be noted that the resources to repay the debt must be provided from other sources, since capital assets may not be used to liquidate these liabilities.

A portion of the District's net assets, \$1,248,741 represents resources that are subject to external restriction on how they may be used. The remaining balance of unrestricted net assets is a deficit of \$2,206,090.

**NORTHWEST LOCAL SCHOOL DISTRICT
STARK COUNTY, OHIO**

MANAGEMENT'S DISCUSSION AND ANALYSIS
FOR THE FISCAL YEAR ENDED JUNE 30, 2006
(UNAUDITED)

Governmental Activities



The table below shows the change in net assets for fiscal years 2006 and 2005.

Change in Net Assets

	Governmental Activities 2006	Governmental Activities 2005
<u>Revenues</u>		
Program revenues:		
Charges for services and sales	\$ 1,198,074	\$ 1,126,022
Operating grants and contributions	1,043,295	1,122,434
General revenues:		
Property taxes	7,997,373	7,975,694
Grants and entitlements	9,853,285	9,598,001
Investment earnings	335,625	602,097
Miscellaneous	211,372	124,207
Total revenues	<u>20,639,024</u>	<u>20,548,455</u>

**NORTHWEST LOCAL SCHOOL DISTRICT
STARK COUNTY, OHIO**

MANAGEMENT'S DISCUSSION AND ANALYSIS
FOR THE FISCAL YEAR ENDED JUNE 30, 2006
(UNAUDITED)

Change in Net Assets

	<u>Governmental Activities 2006</u>	<u>Governmental Activities 2005</u>
<u>Expenses</u>		
Program expenses:		
Instruction:		
Regular	\$ 10,293,366	\$ 8,899,428
Special	2,439,914	2,210,209
Vocational	289,030	269,661
Other	131,756	83,862
Support services:		
Pupil	912,063	936,043
Instructional staff	261,494	220,091
Board of education	60,685	65,966
Administration	1,740,980	1,595,687
Fiscal	358,727	359,177
Operations and maintenance	2,123,477	1,592,098
Pupil transportation	1,168,194	1,113,888
Central	443,848	527,923
Operations of non-instructional services	150,160	167,066
Extracurricular activities	447,613	466,354
Intergovernmental	5,379	-
Food service operations	700,767	669,323
Interest and fiscal charges	<u>1,073,668</u>	<u>1,079,385</u>
Total expenses	<u>22,601,121</u>	<u>20,256,161</u>
Change in net assets	(1,962,097)	292,294
Net assets at beginning of year	<u>3,947,728</u>	<u>3,655,434</u>
Net assets at end of year	<u>\$ 1,985,631</u>	<u>\$ 3,947,728</u>

Governmental Activities

Net assets of the District's governmental activities decreased \$1,962,097. Total governmental expenses of \$22,601,121 were offset by program revenues of \$2,241,369 and general revenues of \$18,397,655. Program revenues supported 9.92% of the total governmental expenses.

The primary sources of revenue for governmental activities are derived from property taxes and grants and entitlements. These revenue sources represent 86.49% of total governmental revenue.

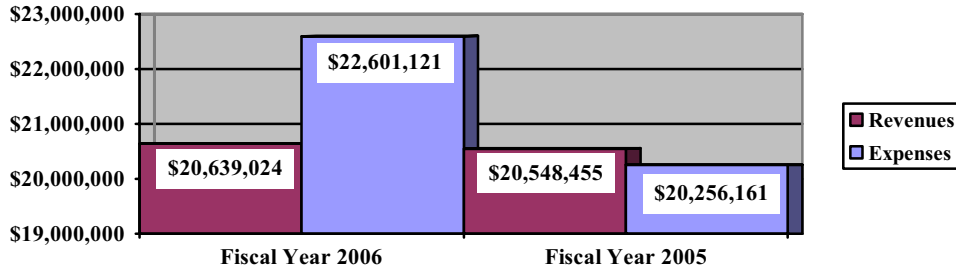
The largest expense of the District is for instructional programs. Instruction expenses totaled \$13,154,066 or 58.20% of total governmental expenses for fiscal year 2006.

**NORTHWEST LOCAL SCHOOL DISTRICT
STARK COUNTY, OHIO**

MANAGEMENT'S DISCUSSION AND ANALYSIS
FOR THE FISCAL YEAR ENDED JUNE 30, 2006
(UNAUDITED)

The graph below presents the District's governmental activities revenue and expenses for fiscal years 2006 and 2005.

Governmental Activities - Revenues and Expenses



The statement of activities shows the cost of program services and the charges for services and grants offsetting those services. The following table shows, for governmental activities, the total cost of services and the net cost of services. That is, it identifies the cost of these services supported by tax revenue and unrestricted State grants and entitlements.

Governmental Activities

	Total Cost of Services 2006	Net Cost of Services 2006	Total Cost of Services 2005	Net Cost of Services 2005
Program expenses				
Instruction:				
Regular	\$ 10,293,366	\$ 9,744,600	\$ 8,899,428	\$ 8,379,208
Special	2,439,914	2,041,393	2,210,209	1,814,788
Vocational	289,030	289,030	269,661	269,661
Other	131,756	131,756	83,862	83,862
Support services:				
Pupil	912,063	675,983	936,043	721,660
Instructional staff	261,494	257,123	220,091	215,443
Board of education	60,685	60,685	65,966	65,966
Administration	1,740,980	1,732,966	1,595,687	1,595,687
Fiscal	358,727	358,727	359,177	359,177
Operations and maintenance	2,123,477	2,112,007	1,592,098	1,586,174
Pupil transportation	1,168,194	1,168,047	1,113,888	1,113,888
Central	443,848	284,188	527,923	386,307
Operations of non-instructional services	150,160	17,683	167,066	40,083
Extracurricular activities	447,613	309,958	466,354	297,990
Intergovernmental	5,379	5,379	-	-
Food service operations	700,767	96,559	669,323	17,566
Interest and fiscal charges	1,073,668	1,073,668	1,079,385	1,060,245
Total	<u>\$ 22,601,121</u>	<u>\$ 20,359,752</u>	<u>\$ 20,256,161</u>	<u>\$ 18,007,705</u>

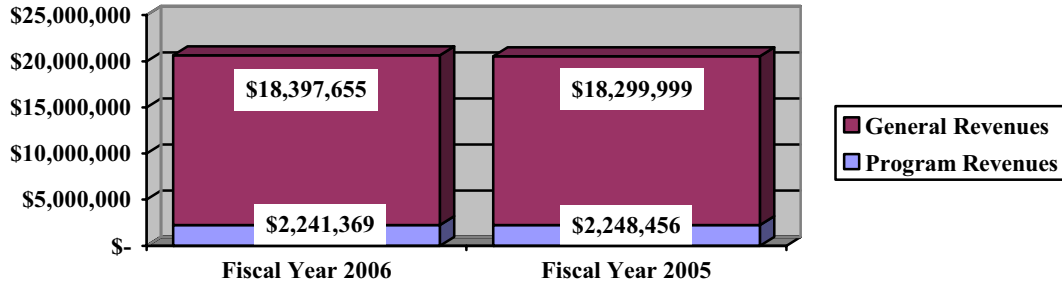
The dependence upon tax and other general revenues for governmental activities is apparent, 92.80% of instruction activities are supported through taxes and other general revenues. For all governmental activities, general revenue support is 90.08%. The District's taxpayers and grants and entitlements, as a whole, are by far the primary support for District's students.

**NORTHWEST LOCAL SCHOOL DISTRICT
STARK COUNTY, OHIO**

MANAGEMENT'S DISCUSSION AND ANALYSIS
FOR THE FISCAL YEAR ENDED JUNE 30, 2006
(UNAUDITED)

The graph below presents the District's governmental activities revenue for fiscal years 2006 and 2005.

Governmental Activities - General and Program Revenues



The District's Funds

The District's governmental funds (as presented on the balance sheet on page 16) reported a combined fund balance of \$1,684,179 which is lower than last year's total of \$15,840,521. The schedule below indicates the fund balance and the total change in fund balance as of June 30, 2006 and 2005.

	Fund Balance (Deficit) <u>June 30, 2006</u>	Fund Balance <u>June 30, 2005</u>	Increase (Decrease)
General	\$ (516,485)	\$ 913,420	\$ (1,429,905)
Debt service	650,181	531,121	119,060
Building	839,247	13,714,709	(12,875,462)
Other Governmental	<u>711,236</u>	<u>681,271</u>	<u>29,965</u>
Total	<u>\$ 1,684,179</u>	<u>\$ 15,840,521</u>	<u>\$ (14,156,342)</u>

**NORTHWEST LOCAL SCHOOL DISTRICT
STARK COUNTY, OHIO**

MANAGEMENT'S DISCUSSION AND ANALYSIS
FOR THE FISCAL YEAR ENDED JUNE 30, 2006
(UNAUDITED)

General Fund

The table that follows assists in illustrating the financial activities of the general fund.

	<u>2006</u> <u>Amount</u>	<u>2005</u> <u>Amount</u>	<u>Increase</u> <u>(Decrease)</u>	<u>Percentage</u> <u>Change</u>
<u>Revenues</u>				
Taxes	\$ 6,335,878	\$ 6,293,254	\$ 42,624	0.68 %
Tuition	411,351	322,329	89,022	27.62 %
Earnings on investments	115,850	134,547	(18,697)	(13.90) %
Intergovernmental	9,646,776	9,383,240	263,536	2.81 %
Other revenues	<u>207,233</u>	<u>128,240</u>	<u>78,993</u>	61.60 %
Total	<u>\$ 16,717,088</u>	<u>\$ 16,261,610</u>	<u>\$ 455,478</u>	2.80 %
<u>Expenditures</u>				
Instruction	\$ 11,660,834	\$ 10,758,256	\$ 902,578	8.39 %
Support services	6,161,418	5,791,757	369,661	6.38 %
Operation of non-instructional services	22,198	19,467	2,731	14.03 %
Extracurricular activities	298,721	288,531	10,190	3.53 %
Facilities acquisition and construction	-	724	(724)	(100.00) %
Debt service	<u>-</u>	<u>73,881</u>	<u>(73,881)</u>	(100.00) %
Total	<u>\$ 18,143,171</u>	<u>\$ 16,932,616</u>	<u>\$ 1,210,555</u>	7.15 %

Debt Service Fund

The District's debt service fund balance increased \$119,060. The debt service fund had revenues of \$1,695,972 and expenditures of \$1,576,912. The primary revenue source was from taxes which was \$1,484,535 in fiscal year 2006. During fiscal year 2006, the debt service fund made \$640,000 in principal payments and \$914,565 in interest payments.

Building Fund

The District's building fund balance decreased \$12,875,462. The building fund's only significant revenue source was earnings on investments which amounted to \$357,199 in fiscal year 2006. Total expenditures in the building fund were \$13,232,661 in fiscal year 2006.

General Fund Budgeting Highlights

The District's budget is prepared according to Ohio law and is based on accounting for certain transactions on a basis of cash receipts, disbursements and encumbrances. The most significant budgeted fund is the general fund.

During the course of fiscal 2006, the District amended its general fund budget numerous times. For the general fund, final budgeted revenues were \$16,900,000, which was higher than the original budgeted revenues estimate of \$16,078,002. Actual revenues for fiscal 2006 were \$16,732,381. This represents a \$167,619 decrease from final budgeted revenues.

**NORTHWEST LOCAL SCHOOL DISTRICT
STARK COUNTY, OHIO**

MANAGEMENT'S DISCUSSION AND ANALYSIS
FOR THE FISCAL YEAR ENDED JUNE 30, 2006
(UNAUDITED)

General fund final appropriations (appropriated expenditures) were \$19,146,376, which was \$821,998 lower than original budgeted appropriations of \$18,324,378. The actual budget basis expenditures for fiscal year 2006 totaled \$18,831,153, which was \$315,223 less than the final budget appropriations.

Capital Assets and Debt Administration

Capital Assets

At the end of fiscal 2006, the District had \$23,863,217 invested in land, buildings and improvements, furniture and equipment, vehicles and construction in progress (CIP). This entire amount is reported in governmental activities. The following table shows fiscal 2006 balances compared to 2005:

	Capital Assets at June 30	
	(Net of Depreciation)	
	<u>Governmental Activities</u>	
	<u>2006</u>	<u>2005</u>
Land	\$ 133,138	\$ 133,138
Buildings and improvements	8,262,928	7,990,447
Furniture and equipment	453,514	446,724
Vehicles	556,682	468,414
Construction in progress	<u>14,456,955</u>	<u>2,773,237</u>
Total	<u>\$ 23,863,217</u>	<u>\$ 11,811,960</u>

Total additions to capital assets for 2006 were \$12,547,792 and total disposals were \$13,988 (net of accumulated depreciation). The overall increase in capital assets of \$12,065,245 is primarily due to the construction in progress activity for the new high school within the District in fiscal 2006. Depreciation expense for fiscal 2006 was \$482,547.

See Note 9 to the basic financial statements for additional information on the District's capital assets.

Debt Administration

At June 30, 2006, the District had \$22,360,907 in general obligation bonds. This total includes \$453,149 in unamortized premium on the bond issue. Of this total, \$630,000 is due within one year and \$21,730,907 is due within greater than one year. The following table summarizes the bonds and lease obligations outstanding.

	Outstanding Debt, at Year End	
	Governmental	Governmental
	Activities	Activities
	<u>2006</u>	<u>2005</u>
General obligation bonds (includes unamortized premium)	<u>\$ 22,360,907</u>	<u>\$ 22,852,022</u>
Total	<u>\$ 22,360,907</u>	<u>\$ 22,852,022</u>

See Note 10 to the basic financial statements for additional information on the District's debt administration.

**NORTHWEST LOCAL SCHOOL DISTRICT
STARK COUNTY, OHIO**

MANAGEMENT'S DISCUSSION AND ANALYSIS
FOR THE FISCAL YEAR ENDED JUNE 30, 2006
(UNAUDITED)

Current Financial Related Activities

The District has continued to maintain the highest standards of service to our students, parents and community. The District is always presented with challenges and opportunities. National events economically affect the District and the surrounding area, the District is still reviewing and analyzing the impact this has on the personal property tax base and collections.

The District's financial base for operations is being stretched due to revenues remaining stagnant while expenditures continue to increase. The District placed a new Emergency Levy on the February 2007 ballot which would have raised \$1.9 million for general operations. However, this levy was defeated. The Board of Education and administration will review the revenues and expenditures and determine what levy proposal should be put before the voters. In the interim expenditures have been decreased where possible without negatively affecting the quality of a student's education. If future levy issues do not pass cuts will be made that could negatively impact the quality of education that the District is able to provide to students.

Our community passed a \$23 million bond issue in May of 2002. The support of this issue enabled the District to construct two new school buildings. Northwest Elementary opened their doors for the 2005-2006 school year and a new Northwest High School opened with the beginning of classes for the 2006-2007 school year.

Several significant legislative and judicial actions have occurred that will have a major impact on our School District. The Ohio Supreme Court ruled in March 1997 that the State of Ohio was operating an unconstitutional educational system, one that was neither "adequate" nor "equitable." The State has not yet developed a school-funding plan that has been deemed acceptable by the Court, and ultimate resolution still seems to be some time in the future. There is concern that the State may not have the ability to fully fund the previously approved subsidies for primary and secondary education in the State budget. Changes to the State's school foundation funding formula did not bode well for additional revenue, and in fact, caused a decline in foundation funding for 2006. In spite of this, the District has committed itself to educational and financial excellence. The District is committed to living within its financial means, and working with the community it serves in order to garner adequate resources to support the educational program.

Contacting the District's Financial Management

This financial report is designed to provide our citizen's taxpayers, and investors and creditors with a general overview of the District's finances and to show the District's accountability for the money it receives. If you have questions about this report or need additional financial information contact Dan Levengood, Treasurer, Northwest Local School District, 8416 Erie Avenue, Canal Fulton, Ohio 44614.

**NORTHWEST LOCAL SCHOOL DISTRICT
STARK COUNTY, OHIO**

STATEMENT OF NET ASSETS
JUNE 30, 2006

	<u>Governmental Activities</u>
Assets:	
Equity in pooled cash and cash equivalents. . .	\$ 4,531,129
Cash with fiscal agent.	419,578
Receivables:	
Taxes	7,870,701
Accounts	1,950
Intergovernmental	104,727
Accrued interest	64,142
Prepayments.	49,338
Materials and supplies inventory	22,714
Unamortized bond issue costs.	264,243
Capital assets:	
Land and construction in progress	14,590,093
Depreciable capital assets, net	9,273,124
Total capital assets, net	<u>23,863,217</u>
 Total assets	 <u>37,191,739</u>
 Liabilities:	
Accounts payable	175,527
Contracts payable.	1,187,865
Retainage payable.	419,578
Accrued wages and benefits	1,668,379
Pension obligation payable.	437,808
Intergovernmental payable	75,917
Deferred revenue	7,212,584
Accrued interest payable	75,147
Long-term liabilities:	
Due within one year.	687,469
Due within more than one year	23,265,834
 Total liabilities	 <u>35,206,108</u>
 Net Assets:	
Invested in capital assets, net of related debt.	2,942,980
Restricted for:	
Debt service.	608,573
Capital acquisition	349,906
Locally funded programs	1,860
State funded programs	22,525
Federally funded programs	102,264
Student activities	55,777
Other purposes	107,836
Unrestricted (deficit)	<u>(2,206,090)</u>
 Total net assets	 <u>\$ 1,985,631</u>

SEE ACCOMPANYING NOTES TO THE BASIC FINANCIAL STATEMENTS

This page intentionally left blank.

**NORTHWEST LOCAL SCHOOL DISTRICT
STARK COUNTY, OHIO**

STATEMENT OF ACTIVITIES
FOR THE FISCAL YEAR ENDED JUNE 30, 2006

	Program Revenues			Net (Expense) Revenue and Changes in Net Assets
	Expenses	Charges for Services and Sales	Operating Grants and Contributions	Governmental Activities
Governmental activities:				
Instruction:				
Regular	\$ 10,293,366	\$ 436,990	\$ 111,776	\$ (9,744,600)
Special	2,439,914	-	398,521	(2,041,393)
Vocational	289,030	-	-	(289,030)
Other	131,756	-	-	(131,756)
Support services:				
Pupil	912,063	-	236,080	(675,983)
Instructional staff	261,494	-	4,371	(257,123)
Board of education	60,685	-	-	(60,685)
Administration	1,740,980	-	8,014	(1,732,966)
Fiscal	358,727	-	-	(358,727)
Operations and maintenance	2,123,477	11,470	-	(2,112,007)
Pupil transportation	1,168,194	-	147	(1,168,047)
Central	443,848	159,660	-	(284,188)
Operation of non-instructional services	150,160	-	132,477	(17,683)
Extracurricular activities	447,613	137,655	-	(309,958)
Intergovernmental	5,379	-	-	(5,379)
Food service operations	700,767	452,299	151,909	(96,559)
Interest and fiscal charges	1,073,668	-	-	(1,073,668)
Total governmental activities	\$ 22,601,121	\$ 1,198,074	\$ 1,043,295	(20,359,752)

General Revenues:

Property taxes levied for:	
General purposes	6,339,492
Debt service	1,485,954
Capital projects	171,927
Grants and entitlements not restricted	
to specific programs	9,853,285
Investment earnings	335,625
Miscellaneous	211,372
Total general revenues	18,397,655
Change in net assets	(1,962,097)
Net assets at beginning of year	3,947,728
Net assets at end of year	\$ 1,985,631

**NORTHWEST LOCAL SCHOOL DISTRICT
STARK COUNTY, OHIO**

BALANCE SHEET
GOVERNMENTAL FUNDS
JUNE 30, 2006

	<u>General</u>	<u>Debt Service</u>	<u>Building</u>	<u>Other Governmental Funds</u>	<u>Total Governmental Funds</u>
Assets:					
Equity in pooled cash and cash equivalents	\$ 1,109,995	\$ 552,399	\$ 2,027,112	\$ 768,791	\$ 4,458,297
Cash with fiscal agent	-	-	419,578	-	419,578
Receivables:					
Taxes	6,274,940	1,440,208	-	155,553	7,870,701
Accounts	1,784	-	-	166	1,950
Intergovernmental.	-	-	-	104,727	104,727
Accrued interest	64,142	-	-	-	64,142
Due from other funds	3,003	-	-	-	3,003
Prepayments	49,338	-	-	-	49,338
Materials and supplies inventory	10,721	-	-	11,993	22,714
Restricted assets:					
Equity in pooled cash and cash equivalents	72,832	-	-	-	72,832
Total assets.	<u>\$ 7,586,755</u>	<u>\$ 1,992,607</u>	<u>\$ 2,446,690</u>	<u>\$ 1,041,230</u>	<u>\$ 13,067,282</u>
Liabilities:					
Accounts payable.	\$ 153,673	\$ -	\$ -	\$ 21,854	\$ 175,527
Contracts payable	-	-	1,187,865	-	1,187,865
Retainage payable	-	-	419,578	-	419,578
Due to other funds.	-	-	-	3,003	3,003
Accrued wages and benefits	1,550,953	-	-	117,426	1,668,379
Compensated absences payable	15,000	-	-	1,813	16,813
Pension obligation payable.	413,859	-	-	23,949	437,808
Intergovernmental payable.	71,374	-	-	4,543	75,917
Deferred revenue.	5,898,381	1,342,426	-	157,406	7,398,213
Total liabilities.	<u>8,103,240</u>	<u>1,342,426</u>	<u>1,607,443</u>	<u>329,994</u>	<u>11,383,103</u>
Fund Balances:					
Reserved for encumbrances	264,757	-	3,021,654	31,771	3,318,182
Reserved for school bus purchases.	44,394	-	-	-	44,394
Reserved for materials and supplies inventory	10,721	-	-	11,993	22,714
Reserved for debt service	-	552,399	-	-	552,399
Reserved for textbooks/instructional materials	28,438	-	-	-	28,438
Reserved for property tax unavailable for appropriation	381,972	97,782	-	7,742	487,496
Reserved for prepayments	49,338	-	-	-	49,338
Unreserved, undesignated (deficit), reported in:					
General fund	(1,296,105)	-	-	-	(1,296,105)
Special revenue funds.	-	-	-	268,754	268,754
Capital projects funds.	-	-	(2,182,407)	390,976	(1,791,431)
Total fund balances (deficit).	<u>(516,485)</u>	<u>650,181</u>	<u>839,247</u>	<u>711,236</u>	<u>1,684,179</u>
Total liabilities and fund balances.	<u>\$ 7,586,755</u>	<u>\$ 1,992,607</u>	<u>\$ 2,446,690</u>	<u>\$ 1,041,230</u>	<u>\$ 13,067,282</u>

SEE ACCOMPANYING NOTES TO THE BASIC FINANCIAL STATEMENTS

**NORTHWEST LOCAL SCHOOL DISTRICT
STARK COUNTY, OHIO**

RECONCILIATION OF TOTAL GOVERNMENTAL FUND BALANCES TO
NET ASSETS OF GOVERNMENTAL ACTIVITIES
JUNE 30, 2006

Total governmental fund balances		\$ 1,684,179
<i>Amounts reported for governmental activities in the statement of net assets are different because:</i>		
Capital assets used in governmental activities are not financial resources and therefore are not reported in the funds.		23,863,217
Other long-term assets are not available to pay for current-period expenditures and therefore are deferred in the funds.		
Taxes	\$ 170,621	
Accrued interest	5,413	
Intergovernmental	9,595	
Total		185,629
Unamortized premiums on bond issuances are not recognized in the funds.		(453,149)
Unamortized bond issue costs are not recognized in the funds.		264,243
Accrued interest payable is not due and payable in the current period and therefore is not reported in the funds.		(75,147)
Long-term liabilities, including bonds payable, are not due and payable in the current period and therefore are not reported in the funds.		
General obligation bonds	(21,907,758)	
Compensated absences	(1,575,583)	
Total		(23,483,341)
Net assets of governmental activities		\$ 1,985,631

SEE ACCOMPANYING NOTES TO THE BASIC FINANCIAL STATEMENTS

**NORTHWEST LOCAL SCHOOL DISTRICT
STARK COUNTY, OHIO**

STATEMENT OF REVENUES, EXPENDITURES AND CHANGES IN FUND BALANCES
GOVERNMENTAL FUNDS
FOR THE FISCAL YEAR ENDED JUNE 30, 2006

	<u>General</u>	<u>Debt Service</u>	<u>Building</u>	<u>Other Governmental Funds</u>	<u>Total Governmental Funds</u>
Revenues:					
From local sources:					
Taxes	\$ 6,335,878	\$ 1,484,535	\$ -	\$ 171,776	\$ 7,992,189
Tuition.	411,351	-	-	-	411,351
Earnings on investments.	115,850	23,343	357,199	22,494	518,886
Extracurricular.	1,232	-	-	224,601	225,833
Classroom materials and fees.	25,639	-	-	-	25,639
Charges for services	-	-	-	452,299	452,299
Other local revenues.	180,362	-	-	113,962	294,324
Other revenue.	-	-	-	2,000	2,000
Intergovernmental - State	9,646,776	188,094	-	161,450	9,996,320
Intergovernmental - Federal.	-	-	-	898,543	898,543
Total revenue	<u>16,717,088</u>	<u>1,695,972</u>	<u>357,199</u>	<u>2,047,125</u>	<u>20,817,384</u>
Expenditures:					
Current:					
Instruction:					
Regular	9,217,398	-	-	110,376	9,327,774
Special.	2,027,695	-	-	349,973	2,377,668
Vocational.	283,985	-	-	-	283,985
Other	131,756	-	-	-	131,756
Support Services:					
Pupil.	698,537	-	-	201,452	899,989
Instructional staff	239,162	-	-	4,828	243,990
Board of education	60,685	-	-	-	60,685
Administration.	1,661,681	-	-	34,071	1,695,752
Fiscal	337,412	22,347	-	2,742	362,501
Operations and maintenance.	1,630,038	-	-	223,276	1,853,314
Pupil transportation	1,246,599	-	-	14,573	1,261,172
Central.	287,304	-	-	151,955	439,259
Operation of non-instructional services	22,198	-	-	133,067	155,265
Extracurricular activities.	298,721	-	-	135,781	434,502
Facilities acquisition and construction	-	-	13,232,661	-	13,232,661
Food service operations	-	-	-	653,638	653,638
Debt service:					
Principal retirement	-	640,000	-	-	640,000
Interest and fiscal charges	-	914,565	-	-	914,565
Total expenditures	<u>18,143,171</u>	<u>1,576,912</u>	<u>13,232,661</u>	<u>2,015,732</u>	<u>34,968,476</u>
Net change in fund balances	(1,426,083)	119,060	(12,875,462)	31,393	(14,151,092)
Fund balance at beginning of year.	913,420	531,121	13,714,709	681,271	15,840,521
Decrease in reserve for inventory	(3,822)	-	-	(1,428)	(5,250)
Fund balances (deficit) at end of year	<u>\$ (516,485)</u>	<u>\$ 650,181</u>	<u>\$ 839,247</u>	<u>\$ 711,236</u>	<u>\$ 1,684,179</u>

SEE ACCOMPANYING NOTES TO THE BASIC FINANCIAL STATEMENTS

**NORTHWEST LOCAL SCHOOL DISTRICT
STARK COUNTY, OHIO**

RECONCILIATION OF THE STATEMENT OF REVENUES, EXPENDITURES
AND CHANGES IN FUND BALANCES OF GOVERNMENTAL FUNDS
TO THE STATEMENT OF ACTIVITIES
FOR THE FISCAL YEAR ENDED JUNE 30, 2006

Net change in fund balances - total governmental funds	\$	(14,151,092)
<i>Amounts reported for governmental activities in the statement of activities are different because:</i>		
Governmental funds report capital outlays as expenditures. However, in the statement of activities, the cost of those assets is allocated over their estimated useful lives as depreciation expense. This is the amount by which capital outlays exceed depreciation expense in the current period.		
Capital asset additions	\$ 12,547,792	
Current year depreciation	(482,547)	
Total	12,065,245	12,065,245
The net effect of various miscellaneous transactions involving capital assets (i.e. sales, disposals, trade-ins, and donations) is to decrease net assets.		
		(13,988)
Revenues in the statement of activities that do not provide current financial resources are not reported as revenues in the funds.		
Taxes	5,184	
Intergovernmental revenue	(283)	
Accrued interest	(183,261)	
Total	(178,360)	(178,360)
In the statement of activities, interest is accrued on outstanding bonds, whereas in governmental funds, interest is expensed when due.		
Accrued interest	1,067	
Accreted interest on capital appreciation bonds	(168,237)	
Total	(167,170)	(167,170)
Premiums on bond issuances are recognized as revenues in the governmental funds, however, they are amortized over the life of the bonds on the statement of activities.		
		19,351
Bond issuance costs are recognized as expenditures in the governmental funds, however, they are amortized over the life of the bonds on the statement of activities.		
		(11,284)
Principal payments on bonds are reported as expenditures in governmental funds, but the repayment reduces long-term liabilities on the statement of net assets.		
		640,000
Governmental funds report expenditures for inventory when purchased, however, on the statement of activities, they are reported as expenditures when consumed.		
		(5,250)
Some expenses reported in the statement of activities, such as compensated absences, do not require the use of current financial resources and therefore are not reported as expenditures in governmental funds.		
		(159,549)
Change in net assets of governmental activities	\$	(1,962,097)

SEE ACCOMPANYING NOTES TO THE BASIC FINANCIAL STATEMENTS

**NORTHWEST LOCAL SCHOOL DISTRICT
STARK COUNTY, OHIO**

STATEMENT OF REVENUES, EXPENDITURES AND CHANGES IN
FUND BALANCE - BUDGET AND ACTUAL (NON-GAAP BUDGETARY BASIS)
GENERAL FUND
FOR THE FISCAL YEAR ENDED JUNE 30, 2006

	<u>Budgeted Amounts</u>		<u>Actual</u>	<u>Variance with Final Budget Positive (Negative)</u>
	<u>Original</u>	<u>Final</u>		
Revenues:				
From local sources:				
Taxes	\$ 6,116,076	\$ 6,428,764	\$ 6,365,002	\$ (63,762)
Tuition.	395,264	415,472	411,351	(4,121)
Earnings on investments.	99,723	104,822	103,782	(1,040)
Extracurricular.	1,184	1,244	1,232	(12)
Classroom materials and fees	24,636	25,896	25,639	(257)
Other local revenues.	171,614	180,388	178,599	(1,789)
Intergovernmental - state	9,269,505	9,743,414	9,646,776	(96,638)
Total revenue	<u>16,078,002</u>	<u>16,900,000</u>	<u>16,732,381</u>	<u>(167,619)</u>
Expenditures:				
Current:				
Instruction:				
Regular	9,312,539	9,730,282	9,655,587	74,695
Special.	2,129,845	2,225,386	2,167,023	58,363
Vocational.	288,822	301,778	290,678	11,100
Other.	148,815	155,491	133,599	21,892
Support Services:				
Pupil.	711,467	743,382	710,758	32,624
Instructional staff	238,110	248,791	238,146	10,645
Board of education	67,760	70,800	67,365	3,435
Administration.	1,643,694	1,717,427	1,710,322	7,105
Fiscal	345,464	360,961	352,591	8,370
Operations and maintenance.	1,589,471	1,660,772	1,636,975	23,797
Pupil transportation	1,196,872	1,250,561	1,243,259	7,302
Central.	299,938	313,393	283,504	29,889
Operation of non-instructional services	23,707	24,770	24,770	-
Extracurricular activities.	327,874	342,582	316,576	26,006
Total expenditures	<u>18,324,378</u>	<u>19,146,376</u>	<u>18,831,153</u>	<u>315,223</u>
Net change in fund balance	(2,246,376)	(2,246,376)	(2,098,772)	147,604
Fund balance at beginning of year	2,337,669	2,337,669	2,337,669	-
Prior year encumbrances appropriated	558,319	558,319	558,319	-
Fund balance at end of year	<u>\$ 649,612</u>	<u>\$ 649,612</u>	<u>\$ 797,216</u>	<u>\$ 147,604</u>

SEE ACCOMPANYING NOTES TO THE BASIC FINANCIAL STATEMENTS

**NORTHWEST LOCAL SCHOOL DISTRICT
STARK COUNTY, OHIO**

STATEMENT OF FIDUCIARY NET ASSETS
FIDUCIARY FUNDS
JUNE 30, 2006

	<u>Agency</u>
Assets:	
Equity in pooled cash and cash equivalents	\$ 98,480
Total assets	<u>\$ 98,480</u>
Liabilities:	
Accounts payable	\$ 1,143
Due to students.	<u>97,337</u>
Total liabilities.	<u>\$ 98,480</u>

SEE ACCOMPANYING NOTES TO THE BASIC FINANCIAL STATEMENTS

This page intentionally left blank.

**NORTHWEST LOCAL SCHOOL DISTRICT
STARK COUNTY, OHIO**

NOTES TO THE BASIC FINANCIAL STATEMENTS
FOR THE FISCAL YEAR ENDED JUNE 30, 2006

NOTE 1 - DESCRIPTION OF THE SCHOOL DISTRICT

The Northwest Local School District (the "District") is a body politic and corporate established for the purpose of exercising the rights and privileges conveyed to it by the constitution and laws of the State of Ohio. The District is a local district as defined by Section 3311.03 of the Ohio Revised Code. The District is governed by a five-member board of education (the Board) elected by its citizens, which is responsible for the provision of public education to residents of the District.

The District ranks as the 209th largest by total enrollment among the 615 public and community school districts in the State. The District employs 109 non-certified and 179 certified employees to provide services to approximately 2,453 students in grades K through 12 and various community groups. The District operates three elementary schools, one middle school, and a high school.

NOTE 2 - SUMMARY OF SIGNIFICANT ACCOUNTING POLICIES

The basic financial statements of the District have been prepared in conformity with accounting principles generally accepted in the United States of America (GAAP) as applied to governmental units. The Governmental Accounting Standards Board (GASB) is the accepted standard-setting body for establishing governmental accounting and financial reporting principles. The District also applies Financial Accounting Standards Board (FASB) Statements and Interpretations issued on or before November 30, 1989, to its governmental activities provided they do not conflict with or contradict GASB pronouncements. The District's significant accounting policies are described below.

A. Reporting Entity

The reporting entity has been defined in accordance with GASB Statement No. 14, "The Financial Reporting Entity" as amended by GASB Statement No. 39, "Determining Whether Certain Organizations Are Component Units". The reporting entity is composed of the primary government, component units and other organizations that are included to ensure that the basic financial statements of the District are not misleading. The primary government consists of all funds, departments, boards and agencies that are not legally separate from the District. For the District, this includes general operations, food service, and student related activities of the District.

Component units are legally separate organizations for which the District is financially accountable. The District is financially accountable for an organization if the District appoints a voting majority of the organization's governing board and (1) the District is able to significantly influence the programs or services performed or provided by the organization; or (2) the District is legally entitled to or can otherwise access the organizations resources; or (3) the District is legally obligated or has otherwise assumed the responsibility to finance the deficits of, or provide financial support to, the organization; or (4) the District is obligated for the debt of the organization. Component units may also include organizations that are fiscally dependent on the District in that the District approves the budget, the issuance of debt or the levying of taxes. Based upon the application of these criteria, the District has no component units. The basic financial statements of the reporting entity include only those of the District (the primary government). The following organizations are described due to their relationship to the District:

**NORTHWEST LOCAL SCHOOL DISTRICT
STARK COUNTY, OHIO**

NOTES TO THE BASIC FINANCIAL STATEMENTS
FOR THE FISCAL YEAR ENDED JUNE 30, 2006

NOTE 2 - SUMMARY OF SIGNIFICANT ACCOUNTING POLICIES - (Continued)

JOINTLY GOVERNED ORGANIZATIONS

Stark/Portage Area Computer Consortium (SPARCC)

SPARCC is a jointly governed organization created as a regional council of governments pursuant to State Statutes made up of public school districts and county boards of education from Stark, Portage, and Carroll Counties. The primary function of SPARCC is to provide data processing services to its member districts with an emphasis being placed on accounting, inventory control and payroll services. Other areas of service provided by SPARCC include student scheduling, registration, grade reporting, and test scoring. Each member district pays an annual fee for the services provided by SPARCC.

SPARCC is governed by a board of directors comprised of each Superintendent within the Consortium. The Stark County Educational Service Center serves as the fiscal agent of the Consortium and receives funding from the State Department of Education. Each district has one vote in all matters and each member district's control over budgeting and financing of SPARCC is limited to its voting authority and any representation it may have on the board of directors. The continued existence of SPARCC is not dependent on the District's continued participation and no equity interest exists. Financial information can be obtained by writing the Stark/Portage Area Computer Consortium, 2100 38th Street NW, Canton, Ohio 44709.

Stark County Joint Vocational School (JVS)

The JVS is a distinct political subdivision of the State of Ohio operated under the direction of a seven member Board, consisting of one representative from each of the six participating district's boards, one board member that rotates from each participating district, and has its own budgeting and taxing authority. The JVS provides vocational education programs to students of the District. The Financial information can be obtained by writing the Stark County Joint Vocational School, 6805 Richville Drive, S.W., Massillon, Ohio 44646.

PUBLIC ENTITY RISK POOLS

Risk Sharing Pool

The Stark County Schools Council of Governments Health Benefit Plan (the "Consortium") is a shared risk pool created pursuant to State statute for the purpose of administering health care benefits. The consortium is governed by an assembly which consists of one representative from each participating school district (usually the superintendent or designee). The assembly elects officers for one year terms to serve on the Board of Directors. The assembly exercises control over the operation of the Consortium. All Consortium revenues are generated from charges for services.

Insurance Purchasing Pool

The Stark County Schools Council of Governments Workers' Compensation Group Rating Plan has created a group insurance pool for the purpose of creating a group rating plan for workers' compensation. The group is comprised of the treasurers of the member schools who have been appointed by the respective governing body of each member school.

The intent of the pool is to achieve a reduced rate for the District by grouping with other members of the group. The injury claim histories of all participating members are used to calculate a common rate for the group. An annual fee is paid to Comp Management, Inc. to administer the group and to manage any injury claims. Premium savings created by the group are prorated to each member annually based on its payroll percent of the group.

**NORTHWEST LOCAL SCHOOL DISTRICT
STARK COUNTY, OHIO**

NOTES TO THE BASIC FINANCIAL STATEMENTS
FOR THE FISCAL YEAR ENDED JUNE 30, 2006

NOTE 2 - SUMMARY OF SIGNIFICANT ACCOUNTING POLICIES - (Continued)

B. Fund Accounting

The District uses funds to maintain its financial records during the year. A fund is defined as a fiscal and accounting entity with a self balancing set of accounts. There are three categories of funds: governmental, proprietary and fiduciary.

GOVERNMENTAL FUNDS

Governmental funds are those through which most governmental functions typically are financed. Governmental fund reporting focuses on the sources, uses and balances of current financial resources. Expendable assets are assigned to the various governmental funds according to the purposes for which they may or must be used. Current liabilities are assigned to the fund from which they will be paid. The difference between governmental fund assets and liabilities is reported as fund balance. The following are the District's major governmental funds:

General Fund - The general fund is used to account for all financial resources except those required to be accounted for in another fund. The general fund balance is available for any purpose provided it is expended or transferred according to the general laws of Ohio.

Debt Service Fund - The debt service fund is used to account for the accumulation of resources and payment of general obligation bond and note principal, interest and related costs.

Building Fund - The building fund is used to account for the receipts and expenditures related to the District's bond issue. Expenditures recorded here represent the costs of acquiring and improving capital facilities, including real property.

Other governmental funds of the District are used to account for (a) financial resources to be used for the acquisition, construction, or improvement of capital facilities; (b) food service operations; and (c) grants and other resources whose use is restricted to a particular purpose.

PROPRIETARY FUNDS

Proprietary funds are used to account for the District's ongoing activities which are similar to those often found in the private sector. The District has no proprietary funds.

FIDUCIARY FUNDS

Fiduciary fund reporting focuses on net assets and changes in net assets. The fiduciary fund category is split into four classifications: pension trust funds, investment trust funds, private-purpose trust funds and agency funds. Trust funds are used to account for assets held by the District under a trust agreement for individuals, private organizations, or other governments and are therefore not available to support the District's own programs. The District does not have any trust funds. Agency funds are custodial in nature (assets equal liabilities) and do not involve measurement of results of operations. The District's agency fund accounts for student activities.

**NORTHWEST LOCAL SCHOOL DISTRICT
STARK COUNTY, OHIO**

NOTES TO THE BASIC FINANCIAL STATEMENTS
FOR THE FISCAL YEAR ENDED JUNE 30, 2006

NOTE 2 - SUMMARY OF SIGNIFICANT ACCOUNTING POLICIES - (Continued)

C. Basis of Presentation and Measurement Focus

Government-wide Financial Statements - The statement of net assets and the statement of activities display information about the District as a whole. These statements include the financial activities of the primary government, except for fiduciary funds.

The government-wide statement of activities presents a comparison between direct expenses and program revenues for each function or program of the governmental activities of the District. Direct expenses are those that are specifically associated with a service, program or department and therefore clearly identifiable to a particular function. Program revenues include amounts paid by the recipient of goods or services offered by the program and grants and contributions that are restricted to meeting the operational or capital requirements of a particular program. Revenues not classified as program revenues are presented as general revenues of the District.

The government-wide financial statements are prepared using the economic resources measurement focus. All assets and all liabilities associated with the operation of the District are included on the statement of net assets.

Fund Financial Statements - Fund financial statements report detailed information about the District. The focus of governmental fund financial statements is on major funds rather than reporting funds by type. Each major fund is presented in a separate column, and all nonmajor funds are aggregated into one column. Fiduciary funds are reported by fund type.

All governmental funds are accounted for using a flow of current financial resources measurement focus. With this measurement focus, only current assets and current liabilities generally are included on the balance sheet. The statement of revenues, expenditures and changes in fund balances reports on the sources (i.e., revenues and other financing sources) and uses (i.e., expenditures and other financing uses) of current financial resources. This approach differs from the manner in which the governmental activities of the government-wide financial statements are prepared. Governmental fund financial statements therefore include a reconciliation with brief explanations to better identify the relationship between the government-wide statements and the statements for governmental funds.

Agency funds do not report a measurement focus as they do not report operations.

D. Basis of Accounting

Basis of accounting determines when transactions are recorded in the financial records and reported on the financial statements. Government-wide financial statements are prepared using the accrual basis of accounting. Governmental funds use the modified accrual basis of accounting. Fiduciary funds also use the accrual basis of accounting.

Revenues - Exchange and Non-exchange Transactions - Revenue resulting from exchange transactions, in which each party gives and receives essentially equal value, is recorded on the accrual basis when the exchange takes place. On a modified accrual basis, revenue is recorded in the fiscal year in which the resources are measurable and become available. Available means that the resources will be collected within the current fiscal year or are expected to be collected soon enough thereafter to be used to pay liabilities of the current fiscal year. For the District, available means expected to be received within sixty days of fiscal year-end.

**NORTHWEST LOCAL SCHOOL DISTRICT
STARK COUNTY, OHIO**

NOTES TO THE BASIC FINANCIAL STATEMENTS
FOR THE FISCAL YEAR ENDED JUNE 30, 2006

NOTE 2 - SUMMARY OF SIGNIFICANT ACCOUNTING POLICIES - (Continued)

Nonexchange transactions, in which the District receives value without directly giving equal value in return, include property taxes, grants, entitlements and donations. On an accrual basis, revenue from property taxes is recognized in the fiscal year for which the taxes are levied (See Note 6). Revenue from grants, entitlements and donations is recognized in the fiscal year in which all eligibility requirements have been satisfied. Eligibility requirements include timing requirements, which specify the year when the resources are required to be used or the fiscal year when use is first permitted, matching requirements, in which the District must provide local resources to be used for a specified purpose, and expenditure requirements, in which the resources are provided to the District on a reimbursement basis. On a modified accrual basis, revenue from nonexchange transactions must also be available before it can be recognized.

Under the modified accrual basis, the following revenue sources are considered to be both measurable and available at fiscal year-end: property taxes available as an advance, interest, tuition, grants, student fees and rentals.

Deferred Revenue - Deferred revenue arises when assets are recognized before revenue recognition criteria have been satisfied. Property taxes for which there is an enforceable legal claim as of June 30, 2006, but which were levied to finance fiscal year 2007 operations, have been recorded as deferred revenue. Grants and entitlements received before the eligibility requirements are met are also recorded as deferred revenue.

On governmental fund financial statements, receivables that will not be collected within the available period have also been reported as deferred revenue.

Expenses/Expenditures - On the accrual basis of accounting, expenses are recognized at the time they are incurred. The fair value of donated commodities received during the year is reported in the fund financial statements as an expenditure with a like amount reported as intergovernmental revenue.

The measurement focus of governmental fund accounting is on decreases in net financial resources (expenditures) rather than expenses. Expenditures are generally recognized in the accounting period in which the related fund liability is incurred, if measurable. Allocation of cost, such as depreciation and amortization, are not recognized in governmental funds.

E. Budgets

The budgetary process is prescribed by provisions of the Ohio Revised Code and entails the preparation of budgetary documents within an established timetable. The major documents prepared are the tax budget, the certificate of estimated resources, and the appropriation resolution, all of which are prepared on the budgetary basis of accounting. The Certificate of Estimated Resources and the Appropriations Resolution are subject to amendment throughout the year with the legal restriction that appropriations cannot exceed estimated resources, as certified. All funds, other than agency funds, are legally required to be budgeted and appropriated. The legal level of budgetary control has been established at the fund level for all funds. Any budgetary modifications at this level may only be made by resolution of the Board of Education. Although the legal level of budgetary control was established at the fund level of expenditures, the District has elected to present the general fund's budgetary statement comparison at the fund and function level of expenditures.

**NORTHWEST LOCAL SCHOOL DISTRICT
STARK COUNTY, OHIO**

NOTES TO THE BASIC FINANCIAL STATEMENTS
FOR THE FISCAL YEAR ENDED JUNE 30, 2006

NOTE 2 - SUMMARY OF SIGNIFICANT ACCOUNTING POLICIES - (Continued)

Tax Budget:

Prior to January 15, the Superintendent and Treasurer submit to the Board of Education a proposed operating budget for the fiscal year commencing the following July 1. The budget includes proposed expenditures and the means of financing for all funds. Public hearings are publicized and conducted to obtain taxpayers' comments. The express purpose of this budget document is to reflect the need for existing (or increased tax rates). By no later than January 20, the Board-adopted budget is filed with Stark County Budget Commission for rate determination.

Estimated Resources:

By April 1, the Board of Education accepts, by formal resolution, the tax rates as determined by the Budget Commission and receives the Commissions' certificate of estimated resources, which states the projected revenue of each fund. Prior to June 30, the District must revise its budget so that total contemplated expenditures from any fund during the ensuing year will not exceed the amount stated in the certificate of estimated resources. The revised budget then serves as the basis for the appropriation measure. On or about July 1, the certificate is amended to include any unencumbered cash balances from the preceding year. The certificate may be further amended during the year if projected increases or decreases in revenue are identified by the District Treasurer. The amounts reported in the budgetary statements reflect the amounts from the certificate of amended resources that was in effect at the time the original and final appropriations were passed by the Board of Education.

Appropriations:

Upon receipt from the County Auditor of an amended certificate of estimated resources based on final assessed values and tax rates or a certificate saying no new certificate is necessary, the annual appropriation resolution is enacted by the Board of Education. Prior to the passage of the annual appropriation measure, the Board may pass a temporary appropriation measure to meet the ordinary expenses of the District. The appropriation resolution, at the fund level for all funds, must be within the estimated resources as certified by the County Budget Commission and the total of expenditures may not exceed the appropriation totals at any level of control. Any revisions that alter the level of budgetary control must be approved by the Board of Education.

The Board may pass supplemental fund appropriations so long as the total appropriations by fund do not exceed the amounts set forth in the most recent certificate of estimated resources. During the year, all supplemental appropriations were legally enacted.

The appropriation resolution is subject to amendment by the Board throughout the year with the restriction that appropriations may not exceed estimated revenues. The amounts reported as the original budget amounts reflect the first appropriation for that fund covered the entire fiscal year, including amounts automatically carried over from prior year. The amounts reported as the final budgeted amounts represent the final appropriation amounts passed by the Board during the year.

Lapsing of Appropriations:

At the close of each fiscal year, the unencumbered balance of each appropriation reverts to the respective fund from which it was appropriated and becomes subject to future appropriation. Encumbered appropriations are carried forward to the succeeding fiscal year and are not reappropriated.

**NORTHWEST LOCAL SCHOOL DISTRICT
STARK COUNTY, OHIO**

NOTES TO THE BASIC FINANCIAL STATEMENTS
FOR THE FISCAL YEAR ENDED JUNE 30, 2006

NOTE 2 - SUMMARY OF SIGNIFICANT ACCOUNTING POLICIES - (Continued)

F. Cash and Investments

To improve cash management, cash received by the District is pooled in a central bank account. Monies for all funds are maintained in this pool. Individual fund integrity is maintained through the District's records. Each fund's interest in the pool is presented as "Equity in Pooled Cash and Cash Equivalents" on the basic financial statements.

During fiscal year 2006, investments were limited to federal agency securities, nonnegotiable certificates of deposit, and investments in the State Treasury Asset Reserve of Ohio (STAR Ohio). Except for nonparticipating investment contracts, investments are reported at fair value, which is based on quoted market prices. Nonparticipating investment contracts such as repurchase agreements and nonnegotiable certificates of deposit are reported at cost.

The District has invested funds in STAR Ohio during fiscal 2006. STAR Ohio is an investment pool managed by the State Treasurer's Office, which allows governments within the state to pool their funds for investment purposes. STAR Ohio is not registered with the SEC as an investment company, but does operate in a manner consistent with Rule 2a7 of the Investment Company Act of 1940. Investments in STAR Ohio are valued at STAR Ohio's share price which is the price the investment could be sold for on June 30, 2006.

Under existing Ohio statutes all investment earnings are assigned to the general fund unless statutorily required to be credited to a specific fund. The Board of Education has, by resolution, specified the funds to receive an allocation of interest earnings. Interest revenue credited to the general fund during fiscal year 2006 amounted to \$115,850, which includes \$19,256 assigned from other District funds.

For presentation on the basic financial statements, investments of the cash management pool and investments with original maturities of three months or less at the time they are purchased by the District are considered to be cash equivalents. Investments with an initial maturity of more than three months are reported as investments.

An analysis of the District's investment account at fiscal year-end is provided in Note 4.

G. Inventory

On government-wide and fund financial statements, inventories are presented at the lower of cost or market on a first-in, first-out basis and are expensed when used. Inventories are accounted for using the purchase method.

On the fund financial statements, reported material and supplies inventory is equally offset by a fund balance reserve in the governmental funds which indicates that it does not constitute available spendable resources even though it is a component of net current assets.

Inventory consists of expendable supplies held for consumption, donated food and purchased food.

**NORTHWEST LOCAL SCHOOL DISTRICT
STARK COUNTY, OHIO**

NOTES TO THE BASIC FINANCIAL STATEMENTS
FOR THE FISCAL YEAR ENDED JUNE 30, 2006

NOTE 2 - SUMMARY OF SIGNIFICANT ACCOUNTING POLICIES - (Continued)

H. Capital Assets

General capital assets are those assets specifically related to governmental activities. These assets result from expenditures in the governmental funds. These assets are reported in the governmental activities column of the government-wide statement of net assets but are not reported in the fund financial statements.

All capital assets are capitalized at cost (or estimated historical cost) and updated for additions and retirements during the year. Donated capital assets are recorded at their fair market values as of the date received. The District maintains its capitalization threshold at \$3,500. Books, records, movies, and other learning aids kept at the District Library are not included for reporting purposes. The District does not possess any infrastructure. Improvements are capitalized; the costs of normal maintenance and repairs that do not add to the value of the asset or materially extend an asset's life are not.

All reported capital assets except land and construction in progress are depreciated. Improvements are depreciated over the remaining useful lives of the related capital assets. Depreciation is computed using the straight-line method over the following useful lives:

<u>Description</u>	<u>Activities Estimated Lives</u>
Buildings and improvements	5 - 50 years
Furniture and equipment	5 - 20 years
Vehicles	6 - 8 years

I. Interfund Balances

On fund financial statements, receivables and payables resulting from short-term interfund loans are classified as "interfund receivables/payables." These amounts are eliminated in the governmental activities column on the statement of net assets.

J. Compensated Absences

The District reports compensated absences in accordance with the provisions of GASB No. 16, "Accounting for Compensated Absences". Vacation benefits are accrued as a liability as the benefits are earned if the employee's rights to receive compensation are attributable to services already rendered and it is probable that the District will compensate the employees for the benefits through paid time off or some other means. Sick leave benefits are accrued as a liability using the vesting method. The liability is based on the sick leave accumulated at June 30, by those employees who are currently eligible to receive termination benefits and by those employees who are expected to become eligible in the future. For purposes of establishing a liability for severance on employees expected to become eligible to retire in the future, all employees with 10 years service at any age were considered expected to become eligible to retire in accordance with GASB Statement No. 16.

The entire compensated absence liability is reported on the government-wide financial statements.

**NORTHWEST LOCAL SCHOOL DISTRICT
STARK COUNTY, OHIO**

NOTES TO THE BASIC FINANCIAL STATEMENTS
FOR THE FISCAL YEAR ENDED JUNE 30, 2006

NOTE 2 - SUMMARY OF SIGNIFICANT ACCOUNTING POLICIES - (Continued)

For governmental fund financial statements, compensated absences are recognized as liabilities and expenditures as payments come due each period upon the occurrence of employee resignations and retirements.

K. Accrued Liabilities and Long-Term Obligations

All payables, accrued liabilities and long-term obligations are reported in the government-wide financial statements.

In general, governmental fund payables and accrued liabilities that, once incurred, are paid in a timely manner and in full from current financial resources, are reported as obligations of the funds. However, claims and judgments, compensated absences, and contractually required pension contributions that will be paid from governmental funds are reported as a liability in the fund financial statements only to the extent that they are due for payment during the current year.

L. Fund Balance Reserves

The District reserves those portions of fund equity which are legally segregated for a specific future use or which do not represent available expendable resources and therefore are not available for appropriation or expenditure. Unreserved fund balance indicates that portion of fund equity which is available for appropriation in future periods. Fund equity reserves have been established for encumbrances, prepayments, materials and supplies inventory, debt service, property taxes unavailable for appropriation, capital acquisition and school bus purchases. The reserve for property taxes unavailable for appropriation represents taxes recognized as revenue under GAAP but not available for appropriation under state statute.

M. Net Assets

Net assets represent the difference between assets and liabilities. Net assets invested in capital assets, net of related debt consist of capital assets, net of accumulated depreciation, reduced by the outstanding balances of any borrowings used for the acquisition, construction or improvement of those assets. Net assets are reported as restricted when there are limitations imposed on their use either through the enabling legislation or through external restrictions imposed by creditors, grantors or laws or regulations of other governments.

The District applies restricted resources first when an expense is incurred for purposes for which both restricted and unrestricted net assets are available.

N. Prepayments

Certain payments to vendors reflect the costs applicable to future accounting periods and are recorded as prepaid items in both government-wide and fund financial statements. These items are reported as assets using the consumption method. A current asset for the prepaid amounts is recorded at the time of the purchase and the expenditure/expense is reported in the year in which services are consumed. At fiscal year-end, because prepayments are not available to finance future governmental fund expenditures, the fund balance is reserved on the fund financial statements by an amount equal to the carrying value of the asset.

**NORTHWEST LOCAL SCHOOL DISTRICT
STARK COUNTY, OHIO**

NOTES TO THE BASIC FINANCIAL STATEMENTS
FOR THE FISCAL YEAR ENDED JUNE 30, 2006

NOTE 2 - SUMMARY OF SIGNIFICANT ACCOUNTING POLICIES - (Continued)

O. Estimates

The preparation of the basic financial statements in conformity with GAAP requires management to make estimates and assumptions that affect the amounts reported in the basic financial statements and accompanying notes. Actual results may differ from those estimates.

P. Restricted Assets

Assets are reported as restricted assets when limitations on their use change the normal understanding of the availability of the asset. Such constraints are either imposed by creditors, contributors, grantors, or laws of other governments or imposed by enabling legislation. Restricted assets include the amount required by state statute to be set-aside for State monies received for school bus purchases. See Note 17, for additional information regarding set-asides.

Q. Interfund Activity

Exchange transactions between funds are reported as revenues in the seller funds and as expenditures/expenses in the purchaser funds. Flows of cash or goods from one fund to another without a requirement for repayment are reported as interfund transfers. Interfund transfers are reported as other financing sources/uses in governmental funds. Repayments from funds responsible for particular expenditures/expenses to the funds that initially paid for them are not presented on the basic financial statements.

Interfund activities between governmental funds are eliminated in the statement of activities. The District did not have any interfund activity during fiscal 2006.

R. Extraordinary and Special Items

Extraordinary items are transactions or events that are both unusual in nature and infrequent in occurrence. Special items are transactions or events that are within the control of the Board of Education and that are either unusual in nature or infrequent in occurrence. Neither type of transaction occurred during fiscal 2006.

NOTE 3 - ACCOUNTABILITY AND COMPLIANCE

A. Change in Accounting Principles

For fiscal year 2006, the District has implemented GASB Statement No. 42, "Accounting and Financial Reporting for Impairment of Capital Assets and for Insurance Recoveries", GASB Statement No. 46, "Net Assets Restricted by Enabling Legislation", and GASB Statement No. 47, "Accounting for Termination Benefits".

GASB Statement No. 42 amends GASB Statement No. 34 and establishes accounting and financial reporting standards for impairment of capital assets and accounting requirements for insurance recoveries.

**NORTHWEST LOCAL SCHOOL DISTRICT
STARK COUNTY, OHIO**

NOTES TO THE BASIC FINANCIAL STATEMENTS
FOR THE FISCAL YEAR ENDED JUNE 30, 2006

NOTE 3 - ACCOUNTABILITY AND COMPLIANCE - (Continued)

GASB Statement No. 46 defines enabling legislation and specifies how net assets should be reported in the financial statements when there are changes in such legislation. The Statement also requires governments to disclose in the notes to the financial statements the amount of net assets restricted by enabling legislation.

GASB Statement No. 47 establishes accounting standards for termination benefits.

The implementation of GASB Statement No. 42, GASB Statement No. 46 and GASB Statement No. 47 did not have an effect on the fund balances/net assets of the District as previously reported at June 30, 2005.

B. Deficit Fund Balances

Fund balances at June 30, 2006 included the following individual fund deficits:

	<u>Deficit</u>
General Fund	\$ 516,485
<u>Nonmajor Governmental Funds</u>	
Auxiliary Services	1,043
Management Information Systems	817
Poverty Aid	37
Reducing Class Size	3,121
Miscellaneous Federal Grant Fund	3,003

The deficit fund balances in the General Fund, Auxiliary Services, Management Information Systems, Poverty Aid and Reducing Class Size funds result from adjustments for accrued liabilities. These deficit balances will be eliminated by anticipated future intergovernmental revenues or other subsidies not recognized and recorded at June 30. The Miscellaneous Federal Grant special revenue fund did not comply with State law which does not allow for a negative cash balance at year-end (See Note 5). All other funds complied.

NOTE 4 - DEPOSITS AND INVESTMENTS

State statutes classify monies held by the District into three categories.

Active deposits are public deposits necessary to meet current demands on the treasury. Such monies must be maintained either as cash in the District treasury, in commercial accounts payable or withdrawable on demand, including negotiable order of withdrawal (NOW) accounts, or in money market deposit accounts.

Inactive deposits are public deposits that the Board of Education has identified as not required for use within the current five year period of designation of depositories. Inactive deposits must either be evidenced by certificates of deposit maturing not later than the end of the current period of designation of depositories, or by savings or deposit accounts including, but not limited to, passbook accounts.

Interim deposits are deposits of interim monies. Interim moneys are those monies which are not needed for immediate use but which will be needed before the end of the current period of designation of depositories.

Interim deposits must be evidenced by time certificates of deposit maturing not more than one year from the date of deposit or by savings or deposit accounts including passbook accounts.

**NORTHWEST LOCAL SCHOOL DISTRICT
STARK COUNTY, OHIO**

NOTES TO THE BASIC FINANCIAL STATEMENTS
FOR THE FISCAL YEAR ENDED JUNE 30, 2006

NOTE 4 - DEPOSITS AND INVESTMENTS - (Continued)

Protection of District's deposits is provided by the Federal Deposit Insurance Corporation (FDIC), by eligible securities pledged by the financial institution as security for repayment, by surety company bonds deposited with the Treasurer by the financial institution or by a single collateral pool established by the financial institution to secure the repayment of all public monies deposited with the institution.

Interim monies to be deposited or invested in the following securities:

1. United States Treasury Notes, Bills, Bonds, or any other obligation or security issued by the United States Treasury or any other obligation guaranteed as to principal and interest by the United States;
2. Bonds, notes, debentures, or any other obligations or securities issued by any federal government agency or instrumentality, including but not limited to, the Federal National Mortgage Association, Federal Home Loan Bank, Federal Farm Credit Bank, Federal Home Loan Mortgage Corporation, Government National Mortgage Association, and Student Loan Marketing Association. All federal agency securities shall be direct issuances of federal government agencies or instrumentalities;
3. Written repurchase agreements in the securities listed above provided that the market value of the securities subject to the repurchase agreement must exceed the principal value of the agreement by at least two percent and be marked to market daily, and that the term of the agreement must not exceed thirty days;
4. Bonds and other obligations of the State of Ohio;
5. No-load money market mutual funds consisting exclusively of obligations described in division (1) or (2) of this section and repurchase agreements secured by such obligations, provided that investments in securities described in this division are made only through eligible institutions;
6. The State Treasurer's investment pool (STAR Ohio);
7. Certain banker's acceptance and commercial paper notes for a period not to exceed one hundred eighty days from the purchase date in an amount not to exceed twenty-five percent of the interim monies available for investment at any one time: and,
8. Under limited circumstances, corporate debt interests rated in either of the two highest classifications by at least two nationally recognized rating agencies.

Investments in stripped principal or interest obligations, reverse repurchase agreements and derivatives are prohibited. The issuance of taxable notes for the purpose of arbitrage, the use of leverage and short selling are also prohibited. An investment must mature within five years from the date of purchase unless matched to a specific obligation or debt of the District, and must be purchased with the expectation that it will be held to maturity. Investments may only be made through specified dealers and institutions. Payment for investments may be made only upon delivery of the securities representing the investments to the Treasurer or, if the securities are not represented by a certificate, upon receipt of confirmation of transfer from the custodian.

**NORTHWEST LOCAL SCHOOL DISTRICT
STARK COUNTY, OHIO**

NOTES TO THE BASIC FINANCIAL STATEMENTS
FOR THE FISCAL YEAR ENDED JUNE 30, 2006

NOTE 4 - DEPOSITS AND INVESTMENTS - (Continued)

A. Cash on Hand

At year-end, the District had \$3,000 in undeposited cash on hand which is included on the financial statements of the District as part of "Equity in Pooled Cash and Cash Equivalents."

B. Cash with Fiscal Agent

The District has money held in accounts by other agents. The money held by the fiscal agent cannot be identified as an investment or deposit, since it is held in a pool made up of numerous participants. The amount held by the fiscal agent at June 30, 2006 was \$419,578 and is not included in "Deposits with Financial Institutions" below.

C. Deposits with Financial Institutions

At June 30, 2006, the carrying amount of all District deposits was \$1,094,505. Based on the criteria described in GASB Statement No. 40, "Deposits and Investment Risk Disclosures", as of June 30, 2006, \$2,052,210 of the District's bank balance of \$2,252,210 was exposed to custodial risk as discussed below, while \$200,000 was covered by Federal Deposit Insurance Corporation.

Custodial credit risk is the risk that, in the event of bank failure, the District's deposits may not be returned. All deposits are collateralized with eligible securities in amounts equal to at least 105% of the carrying value of the deposits. Such collateral, as permitted by the Ohio Revised Code, is held in single financial institution collateral pools at Federal Reserve Banks, or at member banks of the federal reserve system, in the name of the respective depository bank and pledged as a pool of collateral against all of the public deposits it holds or as specific collateral held at the Federal Reserve Bank in the name of the District.

D. Investments

As of June 30, 2006, the District had the following investments and maturities:

<u>Investment type</u>	<u>Fair Value</u>	<u>Investment Maturities</u> 6 months or less
STAR Ohio	\$ 1,523,642	\$ 1,523,642
FHLMC	<u>2,008,462</u>	<u>2,008,462</u>
	<u>\$ 3,532,104</u>	<u>\$ 3,532,104</u>

The weighted average maturity of investments is 46 years.

Interest Rate Risk: As a means of limiting its exposure to fair value losses arising from rising interest rates and according to state law, the District's investment policy limits investment portfolio maturities to five years or less.

**NORTHWEST LOCAL SCHOOL DISTRICT
STARK COUNTY, OHIO**

NOTES TO THE BASIC FINANCIAL STATEMENTS
FOR THE FISCAL YEAR ENDED JUNE 30, 2006

NOTE 4 - DEPOSITS AND INVESTMENTS - (Continued)

Credit Risk: The District's investments, except for STAR Ohio, were rated AAA and Aaa by Standard & Poor's and Moody's Investor Services, respectively. Standard & Poor's has assigned STAR Ohio an AAAM money market rating.

Concentration of Credit Risk: The District places no limit on the amount that may be invested in any one issuer. The following table includes the percentage of each investment type held by the District at June 30, 2006:

<u>Investment type</u>	<u>Fair Value</u>	<u>% of Total</u>
STAR Ohio	\$ 1,523,642	43.14
FHLMC	2,008,462	56.86
	<u>\$ 3,532,104</u>	<u>100.00</u>

E. Reconciliation of Cash and Investment to the Statement of Net Assets

The following is a reconciliation of cash and investments as reported in the footnote above to cash and investments as reported on the statement of net assets as of June 30, 2006:

<u>Cash and Investments per footnote</u>	
Carrying amount of deposits	\$ 1,094,505
Investments	3,532,104
Cash with fiscal agent	419,578
Cash on hand	3,000
Total	<u>\$ 5,049,187</u>
 <u>Cash and investments per Statement of Net Assets</u>	
Governmental activities	\$ 4,950,707
Agency funds	98,480
Total	<u>\$ 5,049,187</u>

NOTE 5 - INTERFUND TRANSACTIONS

At June 30, 2006, the Miscellaneous Federal Grant fund had a negative cash balance. This fund overdraft of the internal investment pool has been reported as a fund liability.

	<u>Due from</u> <u>Other Funds</u>	<u>Due to</u> <u>Other Funds</u>
General Fund	\$ 3,003	\$ -
Miscellaneous Federal Grant fund	-	3,003
Total	<u>\$ 3,003</u>	<u>\$ 3,003</u>

**NORTHWEST LOCAL SCHOOL DISTRICT
STARK COUNTY, OHIO**

**NOTES TO THE BASIC FINANCIAL STATEMENTS
FOR THE FISCAL YEAR ENDED JUNE 30, 2006**

NOTE 6 - PROPERTY TAXES

Property taxes are levied and assessed on a calendar year basis while the District fiscal year runs from July through June. First half tax collections are received by the District in the second half of the fiscal year. Second half tax distributions occur in the first half of the following fiscal year.

Property taxes include amounts levied against all real, public utility and tangible personal property (used in business) located in the District. Real property tax revenue received in calendar 2006 represents collections of calendar year 2005 taxes. Real property taxes received in calendar year 2006 were levied after April 1, 2005, on the assessed value listed as of January 1, 2005, the lien date. Assessed values for real property taxes are established by State law at thirty-five percent of appraised market value. Real property taxes are payable annually or semi-annually. If paid annually, payment is due December 31; if paid semi-annually, the first payment is due December 31 with the remainder payable by June 20. Under certain circumstances, State statute permits alternate payment dates to be established.

Public utility property tax revenue received in calendar 2006 represents collections of calendar year 2005 taxes. Public utility real and tangible personal property taxes received in calendar year 2006 became a lien December 31, 2004, were levied after April 1, 2005 and are collected in 2006 with real property taxes. Public utility real property is assessed at thirty-five percent of true value; public utility tangible personal property currently is assessed at varying percentages of true value.

Tangible personal property tax revenue received during calendar 2006 (other than public utility property) represents the collection of 2006 taxes. Tangible personal property taxes received in calendar year 2006 were levied after April 1, 2006, on the value as of December 31, 2005. Tangible personal property is currently assessed at twenty-five percent of true value for capital assets and twenty-four percent of true value for inventory. Payments by multi-county taxpayers are due September 20. Single county taxpayers may pay annually or semi-annually. If paid annually, payment is due April 30; if paid semi-annually, the first payment is due April 30, with the remainder payable by September 20. Tangible personal property taxes paid by April 30 are usually received by the District prior to June 30.

House Bill No. 66 was signed into law on June 30, 2005. House Bill No. 66 phases out the tax on tangible personal property of general businesses, telephone and telecommunications companies, and railroads. The tax on general business and railroad property will be eliminated by calendar year 2009, and the tax on telephone and telecommunications property will be eliminated by calendar year 2011. The tax is phased out by reducing the assessment rate on the property each year. The bill replaces the revenue lost by the District due to the phasing out of the tax. In calendar years 2006-2010, the District will be fully reimbursed for the lost revenue. In calendar years 2011-2017, the reimbursements will be phased out.

The District receives property taxes from Summit, Stark, and Wayne Counties. The Fiscal Officer/County Auditor periodically advances to the District the portion of the taxes collected. Second-half real property tax payments collected by the Fiscal Officer/County Auditor by June 30, 2006, are available to finance fiscal year 2006 operations. The amount available as an advance at June 30, 2006 was \$381,972 in the general fund, \$97,782 in the debt service fund and \$7,742 in the Permanent Improvement capital projects fund. The amount that was available as advance at June 30, 2005 was \$411,096 in the general fund, \$103,147 in the debt service fund and \$8,242 in the Permanent Improvement capital projects fund.

**NORTHWEST LOCAL SCHOOL DISTRICT
STARK COUNTY, OHIO**

NOTES TO THE BASIC FINANCIAL STATEMENTS
FOR THE FISCAL YEAR ENDED JUNE 30, 2006

NOTE 6 - PROPERTY TAXES - (Continued)

Accrued property taxes receivable includes real property, public utility property and tangible personal property taxes which are measurable as of June 30, 2006 and for which there is an enforceable legal claim. Although total property tax collections for the next fiscal year are measurable, only the amount of real property taxes available as an advance at June 30 was levied to finance current fiscal year operations and is reported as revenue at fiscal year-end. The portion of the receivable not levied to finance current fiscal year operations is offset by a credit to deferred revenue.

On a full accrual basis, collectible delinquent property taxes have been recorded as a receivable and revenue, while on a modified accrual basis the revenue has been deferred.

The assessed values upon which the fiscal year 2006 taxes were collected are:

	2005 Second Half Collections		2006 First Half Collections	
	<u>Amount</u>	<u>Percent</u>	<u>Amount</u>	<u>Percent</u>
Agricultural/Residential and Other Real Estate	\$ 224,457,590	92.42	\$ 227,422,240	92.12
Public Utility Personal	7,781,190	3.20	7,764,390	3.15
Tangible Personal Property	<u>10,646,917</u>	<u>4.38</u>	<u>11,675,165</u>	<u>4.73</u>
Total	<u>\$ 242,885,697</u>	<u>100.00</u>	<u>\$ 246,861,795</u>	<u>100.00</u>
Tax rate per \$1,000 of assessed valuation for:				
Operations	\$52.60		\$52.30	
Permanent improvements	3.00		3.00	
Debt Service	7.00		7.00	

NOTE 7 - RECEIVABLES

Receivables at June 30, 2006 consisted of taxes, accounts (billings for user charged services and student fees), accrued interest, and intergovernmental grants and entitlements. All receivables are considered collectible in full due to the ability to foreclose for the nonpayment of taxes, the stable condition of state programs and the current year guarantee of Federal funds. A summary of the principal items of receivables reported on the statement of net assets follows:

Governmental Activities	
Taxes	\$ 7,870,701
Accounts	1,950
Intergovernmental	104,727
Accrued interest	<u>64,142</u>
Total	<u>\$ 8,041,520</u>

Receivables have been disaggregated on the face of the basic financial statements. All receivables are expected to be collected within the subsequent year.

**NORTHWEST LOCAL SCHOOL DISTRICT
STARK COUNTY, OHIO**

NOTES TO THE BASIC FINANCIAL STATEMENTS
FOR THE FISCAL YEAR ENDED JUNE 30, 2006

NOTE 8 - LEASING ARRANGEMENTS

The District leases the following equipment under noncancelable operating leases: copier machines, 60-month leases, administrative building, 36-month leases. These leases are operating in nature and require minimum monthly rental payments. The equipment under the operating leases are not financed under a lease-purchase type arrangement.

The following is a schedule of future minimum rental payments required under the above operating leases as of June 30, 2006:

<u>June 30</u>	<u>Amount</u>
2007	<u>\$ 5,647</u>

Rental expenses amounted to \$44,792 for the fiscal year ended June 30, 2006.

NOTE 9 - CAPITAL ASSETS

Capital asset activity for the fiscal year ended June 30, 2006, was as follows:

	<u>Balance</u> <u>June 30, 2005</u>	<u>Additions</u>	<u>Deductions</u>	<u>Balance</u> <u>June 30, 2006</u>
Governmental Activities				
<i>Capital assets, not being depreciated:</i>				
Land	\$ 133,138	\$ -	\$ -	\$ 133,138
Construction in progress	<u>2,773,237</u>	<u>11,683,718</u>	<u>-</u>	<u>14,456,955</u>
Total capital assets, not being depreciated	<u>2,906,375</u>	<u>11,683,718</u>	<u>-</u>	<u>14,590,093</u>
<i>Capital assets, being depreciated:</i>				
Buildings and improvements	11,745,120	521,315	(85,037)	12,181,398
Furniture and equipment	1,587,090	116,065	(82,757)	1,620,398
Vehicles	<u>1,552,515</u>	<u>226,694</u>	<u>(29,222)</u>	<u>1,749,987</u>
Total capital assets, being depreciated	<u>14,884,725</u>	<u>864,074</u>	<u>(197,016)</u>	<u>15,551,783</u>
<i>Less: accumulated depreciation</i>				
Buildings and improvements	(3,754,673)	(248,834)	85,037	(3,918,470)
Furniture and equipment	(1,140,366)	(95,287)	68,769	(1,166,884)
Vehicles	<u>(1,084,101)</u>	<u>(138,426)</u>	<u>29,222</u>	<u>(1,193,305)</u>
Total accumulated depreciation	<u>(5,979,140)</u>	<u>(482,547)</u>	<u>183,028</u>	<u>(6,278,659)</u>
Governmental activities capital assets, net	<u>\$ 11,811,960</u>	<u>\$ 12,065,245</u>	<u>\$ (13,988)</u>	<u>\$ 23,863,217</u>

**NORTHWEST LOCAL SCHOOL DISTRICT
STARK COUNTY, OHIO**

NOTES TO THE BASIC FINANCIAL STATEMENTS
FOR THE FISCAL YEAR ENDED JUNE 30, 2006

NOTE 9 - CAPITAL ASSETS - (Continued)

Depreciation expense was charged to governmental functions as follows:

<u>Instruction:</u>	
Regular	\$ 255,197
Special	9,464
Vocational	686
<u>Support Services:</u>	
Pupil	1,474
Instructional staff	4,197
Administration	8,481
Fiscal	756
Operations and maintenance	24,584
Pupil transportation	125,510
Central	3,633
Extracurricular activities	26,911
Food service operations	21,654
Total depreciation expense	<u>\$ 482,547</u>

NOTE 10 - LONG-TERM OBLIGATIONS

	Balance Outstanding June 30, 2005	<u>Additions</u>	<u>Deletions</u>	Balance Outstanding June 30, 2006	Amount Due in One Year
<u>General Obligation Bonds:</u>					
Series 2002, Improvement Current Interest Bonds 12/01/29 maturity	\$ 20,940,000	\$ -	\$ (640,000)	\$ 20,300,000	\$ -
Series 2002, Improvement Capital Appreciation Bonds 11.372% (average effective) 12/01/06 to 12/01/08 maturity	1,069,986	-	-	1,069,986	630,000
Series 2002, Improvement Capital Appreciation Bonds Accreted interest	<u>369,535</u>	<u>168,237</u>	<u>-</u>	<u>537,772</u>	<u>-</u>
Total, general obligation bonds	<u>22,379,521</u>	<u>168,237</u>	<u>(640,000)</u>	<u>21,907,758</u>	<u>630,000</u>
<u>Other Obligations:</u>					
Compensated absences	<u>1,517,434</u>	<u>184,619</u>	<u>(109,657)</u>	<u>1,592,396</u>	<u>57,469</u>
Total, other obligations	<u>1,517,434</u>	<u>184,619</u>	<u>(109,657)</u>	<u>1,592,396</u>	<u>57,469</u>
Total, all governmental activities long-term liabilities	<u>\$ 23,896,955</u>	<u>\$ 352,856</u>	<u>\$ (749,657)</u>	23,500,154	<u>\$ 687,469</u>
Add: Unamortized premium on bond issuance				453,149	
Total reported on the statement of net assets				<u>\$ 23,953,303</u>	

**NORTHWEST LOCAL SCHOOL DISTRICT
STARK COUNTY, OHIO**

NOTES TO THE BASIC FINANCIAL STATEMENTS
FOR THE FISCAL YEAR ENDED JUNE 30, 2006

NOTE 10 - LONG-TERM OBLIGATIONS - (Continued)

Compensated absences will be paid from the fund from which the employee is paid.

Series 2002 School Improvement General Obligation Bonds

During fiscal 2003, the voters of the District authorized the issuance of \$22,999,986 in general obligation bonds, for the purpose of constructing, furnishing and equipping a new elementary school and an addition to the high school and renovating, constructing, furnishing, equipping and otherwise improving school facilities and acquiring and improving their sites. These bonds will be retired from proceeds of a 7.0 mill bonded debt tax levy. The proceeds of the bond issuance were used to retire the previously issued bond anticipation notes described above.

These bonds represent the amount of the construction project that the District itself was required to finance, in accordance with the terms and conditions of a facilities grant from the Ohio School Facilities Commission (OSFC). Under the terms of the agreement, the District will pay all of the initial construction costs and the OSFC will reimburse the District upon qualification to participate in the OSFC program.

The Series 2002 school improvement general obligation bond issue is comprised of both current interest serial and term bonds, par value \$21,930,000, and capital appreciation bonds, par value \$1,890,000. The capital appreciation bonds mature on each December 1, 2006 through 2008 (effective interest 11.372%) at a redemption price equal to 100% of the principal, plus accrued interest to the redemption date. The present value (as of issue date) reported in the statement of net assets at June 30, 2006 was \$20,300,000. Total accreted interest of \$537,772 has been included in the statement of net assets at June 30, 2006. The current interest bonds maturing on or after December 1, 2012 are subject to early redemption at the sole option of the District, at the following redemption prices, plus accrued interest:

<u>Redemption Dates</u>	<u>Redemption Price</u>
December 1, 2012 and thereafter	100% of par

Mandatory sinking fund requirements for the current interest term bonds occur on December 1, 2020 and 2021 and on December 1, in each of the years 2023 through 2028. Interest payments on the current interest bonds are due on June 1 and December 1 of each year. The final maturity stated in the issue is December 1, 2029.

**NORTHWEST LOCAL SCHOOL DISTRICT
STARK COUNTY, OHIO**

NOTES TO THE BASIC FINANCIAL STATEMENTS
FOR THE FISCAL YEAR ENDED JUNE 30, 2006

NOTE 10 - LONG-TERM OBLIGATIONS - (Continued)

Principal and interest requirements to retire the general obligation bonds outstanding at June 30, 2006 are as follows:

Fiscal Year Ending June 30	Current Interest General Obligation Bonds			Capital Appreciation General Obligation Bonds		
	Principal	Interest	Total	Principal	Interest	Total
2007	\$ -	\$ 901,765	\$ 901,765	\$ 630,000	\$ -	\$ 630,000
2008	-	901,765	901,765	630,000	-	630,000
2009	-	901,765	901,765	630,000	-	630,000
2010	630,000	889,165	1,519,165	-	-	-
2011	655,000	865,758	1,520,758	-	-	-
2012 - 2016	3,625,000	3,961,319	7,586,319	-	-	-
2017 - 2021	4,395,000	3,156,435	7,551,435	-	-	-
2022 - 2026	5,540,000	1,983,588	7,523,588	-	-	-
2027 - 2030	5,455,000	533,306	5,988,306	-	-	-
Total	<u>\$ 20,300,000</u>	<u>\$ 14,094,866</u>	<u>\$ 34,394,866</u>	<u>\$ 1,890,000</u>	<u>\$ -</u>	<u>\$ 1,890,000</u>

NOTE 11 - OTHER EMPLOYEE BENEFITS

A. Compensated Absences

The criteria for determining vacation and sick leave components are derived from negotiated agreements and State laws. Administrative and 260 day employees earn ten to twenty days of vacation per fiscal year, depending upon length of service. Accumulated, unused vacation time is paid to classified employees and administrators upon termination of employment. Teachers do not earn vacation time. Teachers, administrators, and classified employees earn sick leave at the rate of one and one-fourth days per month. Upon retirement, classified employees are entitled to one-third of unused sick leave for the first 120 days of unused sick leave and one-tenth of unused sick leave in excess of 120 days. Upon retirement, certified employees are entitled to one-third of unused sick leave for the first 120 days of unused sick leave and one-tenth of unused sick leave in excess of 120 days. Certified severance has a maximum of 56 days.

B. Insurance Benefits

The District provides life insurance and accidental death and dismemberment insurance to most employees through Stark County Council of Governments Health Benefits Program. Coverage in the amount of \$50,000 is provided for all certified and classified employees.

NOTE 12 - RISK MANAGEMENT

A. Property

The District is exposed to various risks of loss related to torts, theft of, damage to, and destruction of assets, errors and omissions; injuries to employees and natural disasters. During fiscal year 2006, the District maintained comprehensive insurance coverage with private carriers for real property, building contents and vehicles. Vehicle policies include liability coverage for bodily injury and property damage. Real property and contents are 90% coinsured.

**NORTHWEST LOCAL SCHOOL DISTRICT
STARK COUNTY, OHIO**

NOTES TO THE BASIC FINANCIAL STATEMENTS
FOR THE FISCAL YEAR ENDED JUNE 30, 2006

NOTE 12 - RISK MANAGEMENT - (Continued)

Settled claims have not exceeded the commercial coverage in any of the past three years and there have been no significant reductions in insurance coverage from last year.

B. Employee Health Benefits

The District has contracted with Stark County Schools Council of Governments (a shared risk pool) (Note 2) to provide employee medical/surgical benefits. Rates are set through an annual calculation process. The District pays a monthly contribution which is placed in a common fund from which claim payments are made for all participating districts. The District's Board of Education pays the 95% of the cost of a monthly premium for certified employees and 90% of the cost of a monthly premium for classified employees. For fiscal year 2006, the District cost paid for premium for medical and dental was \$619.96 for family coverage and \$255.20 for single coverage, per month.

Claims are paid for all participants regardless of claims flow. Upon termination, all District claims would be paid without regard to the District's account balance. The Directors have the right to hold monies for an exiting district subsequent to the settlement of all expenses and claims.

C. Workers' Compensation

The District participates in the Stark County Schools Council of Governments Workers' Compensation Group Rating Plan (GRP), an insurance purchasing pool (Note 2). The intent of the GRP is to achieve the benefit of a reduced premium for the District by virtue of its grouping and representation with other participants in the GRP. The workers' compensation experience of the participating districts is calculated as one experience and a common premium rate is applied to all districts in the GRP.

Each participant pays its workers' compensation premium to the State based on the rate for the GRP rather than its individual rate. Total savings are then calculated and each participant's individual performances is compared to the overall savings percent of the GRP. A participant will then either receive money from or be required to contribute to the "Equity Pooling Fund". This "Equity Pooling Fund" arrangement insures that each participant shares equally in the overall performance of the GRP. Participation in the GRP is limited to districts that can meet the GRP's selection criteria. The firm of Comp Management, Inc. provides administrative, cost control and actuarial services to the GRP.

NOTE 13 - PENSION PLANS

A. School Employees Retirement System

The District contributes to the School Employees Retirement System (SERS), a cost-sharing multiple employer defined benefit pension plan. SERS provides retirement and disability benefits, annual cost-of-living adjustments, and death benefits to plan members and beneficiaries. Authority to establish and amend benefits is provided by Chapter 3309 of the Ohio Revised Code. SERS issues a publicly available, stand-alone financial report that includes financial statements and required supplementary information. That report may be obtained by writing to the School Employees Retirement System, 300 East Broad Street, Suite 100, Columbus, Ohio 43215-3746 or by calling (800) 878-5853. It is also posted on SERS' website, www.ohsers.org, under Forms and Publications.

**NORTHWEST LOCAL SCHOOL DISTRICT
STARK COUNTY, OHIO**

NOTES TO THE BASIC FINANCIAL STATEMENTS
FOR THE FISCAL YEAR ENDED JUNE 30, 2006

NOTE 13 - PENSION PLANS – (Continued)

Plan members are required to contribute 10 percent of their annual covered salary and the District is required to contribute at an actuarially determined rate. The current District rate is 14 percent of annual covered payroll. A portion of the District's contribution is used to fund pension obligations with the remainder being used to fund health care benefits; for fiscal year 2006, 10.58 percent of annual covered salary was the portion used to fund pension obligations. For fiscal year 2005, 10.57 percent of annual covered salary was the portion used to fund pension obligations. For fiscal year 2004, 9.09 percent of annual covered salary was the portion used to fund pension obligations. The contribution requirements of plan members and employers are established and may be amended, up to statutory maximum amounts, by the SERS' Retirement Board. The District's required contribution for pension obligations to SERS for fiscal years ended 2006, 2005, and 2004 were \$270,229, \$321,304, and \$311,063; 50.61 percent has been contributed for fiscal year 2006 and 100 percent for fiscal years 2005 and 2004.

B. State Teachers Retirement System

The District participates in the State Teachers Retirement System of Ohio (STRS Ohio), a cost-sharing, multiple-employer public employee retirement system. STRS Ohio provides retirement and disability benefits to members and death and survivor benefits to beneficiaries. STRS Ohio issues a stand-alone financial report that may be obtained by writing to STRS Ohio, 275 E. Broad St., Columbus, OH 43215-3371 or by calling (614) 227-4090.

New members have a choice of three retirement plans, a Defined Benefit (DB) Plan, a Defined Contribution (DC) Plan and a Combined Plan. The DB plan offers an annual retirement allowance based on final average salary times a percentage that varies based on years of service, or an allowance based on member contributions and earned interest matched by STRS Ohio funds times an actuarially determined annuity factor. The DC Plan allows members to place all their member contributions and employer contributions equal to 10.5 percent of earned compensation into an investment account. Investment decisions are made by the member. A member is eligible to receive a retirement benefit at age 50 and termination of employment. The Combined Plan offers features of both the DC Plan and the DB Plan. In the Combined Plan, member contributions are invested by the member, and employer contributions are used to fund the defined benefit payment at a reduced level from the regular DB Plan. DC and Combined Plan members will transfer to the Defined Benefit Plan during their fifth year of membership unless they permanently select the DC or Combined Plan. Existing members with less than five years of service credit as of June 30, 2001, were given the option of making a one time irrevocable decision to transfer their account balances from the existing DB Plan into the DC Plan or the Combined Plan. This option expired on December 31, 2001. Benefits are established by Chapter 3307 of the Ohio Revised Code.

A DB or Combined Plan member with five or more years credited service who becomes disabled may qualify for a disability benefit. Eligible spouses and dependents of these active members who die before retirement may qualify for survivor benefits. Members in the DC Plan who become disabled are entitled only to their account balance. If a member dies before retirement benefits begin, the member's designated beneficiary is entitled to receive the member's account balance.

**NORTHWEST LOCAL SCHOOL DISTRICT
STARK COUNTY, OHIO**

**NOTES TO THE BASIC FINANCIAL STATEMENTS
FOR THE FISCAL YEAR ENDED JUNE 30, 2006**

NOTE 13 - PENSION PLANS – (Continued)

For the fiscal year ended June 30, 2006, plan members were required to contribute 10 percent of their annual covered salaries. The District was required to contribute 14 percent; 13 percent was the portion used to fund pension obligations. Contribution rates are established by the State Teachers Retirement Board, upon recommendation of its consulting actuary, not to exceed statutory maximum rates of 10 percent for members and 14 percent for employers. Chapter 3307 of the Ohio Revised Code provides statutory authority for member and employer contributions.

The District's required contributions for fund pension obligations to the DB Plan for the fiscal years ended June 30, 2006, 2005, and 2004 were \$1,308,775, \$1,242,988 and \$1,231,792, respectively. 85.05 percent has been contributed for fiscal year 2006 and 100 percent for fiscal years 2005 and 2004. Contributions to the DC and Combined Plans for fiscal year 2006 were \$1,138 made by the District and \$26,422 made by the plan members.

C. Social Security System

Effective July 1, 1991, all employees not otherwise covered by the SERS or the STRS have an option to choose Social Security or the SERS/ STRS. As of June 30, 2006, certain members of the Board of Education have elected Social Security. The District's liability is 6.2% of wages paid.

NOTE 14 - POSTEMPLOYMENT BENEFITS

The District provides comprehensive health care benefits to retired teachers and their dependents through the State Teachers Retirement System (STRS), and to retired non-certified employees and their dependents through the School Employees Retirement System (SERS). Benefits include hospitalization, physicians' fees, prescription drugs and reimbursement of monthly Medicare premiums. Benefit provisions and the obligations to contribute are established by the Systems based on authority granted by State statute. Both systems are funded on a pay-as-you-go basis.

STRS retirees who participated in the DB or combined plans and their dependents are eligible for health care coverage. The STRS Board has statutory authority over how much, if any, of the health care costs will be absorbed by STRS. All benefit recipients pay a portion of health care cost in the form of a monthly premium. By law, the cost of coverage paid from STRS funds is included in the employer contribution rate, currently 14 percent of covered payroll. For the fiscal year ended June 30, 2006, the STRS Board allocated employer contributions equal to 1 percent of covered payroll to the Health Care Reserve Fund. For the District, this amount equaled \$100,675 for fiscal year 2006.

STRS pays health care benefits from the Health Care Stabilization Fund. At June 30, 2005 (the latest information available), the balance in the Health Care Stabilization Fund was \$3.3 billion. For the fiscal year ended June 30, 2005 (the latest information available), net health care costs paid by STRS were \$254.780 million and STRS had 115,395 eligible benefit recipients.

For SERS, coverage is made available to service retirees with ten or more fiscal years of qualifying service credit, and to disability and survivor benefit recipients. All retirees and beneficiaries are required to pay a portion of their premium for health care. The portion is based on years of service, Medicare eligibility, and retirement status. Premiums may be reduced for retirees whose household income falls below the poverty level.

**NORTHWEST LOCAL SCHOOL DISTRICT
STARK COUNTY, OHIO**

**NOTES TO THE BASIC FINANCIAL STATEMENTS
FOR THE FISCAL YEAR ENDED JUNE 30, 2006**

NOTE 14 - POSTEMPLOYMENT BENEFITS – (Continued)

After the allocation for basic benefits, the remainder of the employer's 14 percent contribution is allocated to providing health care benefits. For the fiscal year ended June 30, 2006, employer contributions to fund health care benefits were 3.42 percent of covered payroll, a decrease of 0.01 percent from fiscal year 2005. In addition, SERS levies a surcharge to fund health care benefits equal to 14 percent of the difference between a minimum pay and the member's pay, pro-rated for partial service credit. For fiscal year 2006, the minimum pay was established at \$35,800. However, the surcharge is capped at 2 percent of each employer's SERS salaries. For the 2006 fiscal year, District paid \$132,730 to fund health care benefits, including the surcharge.

The surcharge, added to the unallocated portion of the 14 percent employer contribution rate, provides for maintenance of the asset target level for the health care fund. The target level for the health care reserve is 150 percent of annual health care expenses. Expenses for health care for the fiscal year ended June 30, 2005 (the latest information available) were \$178.221 million. At June 30, 2005 (the latest information available), SERS had net assets available for payment of health care benefits of \$267.5 million, which is about 168 percent of next years projected net health care costs of \$158.776 million. On the basis of actuarial projections, the allocated contributions will be insufficient in the long term, to provide for a health care reserve equal to at least 150 percent of estimated annual net claim costs. SERS has 58,123 participants currently receiving health care benefits.

NOTE 15 - BUDGETARY BASIS OF ACCOUNTING

While reporting financial position, results of operations, and changes in fund balance on the basis of generally accepted accounting principles (GAAP), the budgetary basis as provided by law is based upon accounting for certain transactions on a basis of cash receipts and disbursements.

The Statement of Revenue, Expenditures, and Changes in Fund Balance – Budget and Actual (Non-GAAP Budgetary Basis) presented for the general fund is presented on the budgetary basis to provide a meaningful comparison of actual results with the budget. The major differences between the budget basis and the GAAP basis are that:

- (a) Revenues and other financing sources are recorded when received in cash (budget basis) as opposed to when susceptible to accrual (GAAP basis);
- (b) Expenditures and other financing uses are recorded when paid in cash (budget basis) as opposed to when the liability is incurred (GAAP basis);
- (c) In order to determine compliance with Ohio law, and to reserve that portion of the applicable appropriation, total outstanding encumbrances (budget basis) are recorded as the equivalent of an expenditure, as opposed to a reservation of fund balance for that portion of outstanding encumbrances not already recognized as an account payable (GAAP basis).

**NORTHWEST LOCAL SCHOOL DISTRICT
STARK COUNTY, OHIO**

NOTES TO THE BASIC FINANCIAL STATEMENTS
FOR THE FISCAL YEAR ENDED JUNE 30, 2006

NOTE 15 - BUDGETARY BASIS OF ACCOUNTING - (Continued)

The adjustments necessary to convert the results of operations for the year on the budget basis to the GAAP basis for the general fund is as follows:

Net Change in Fund Balance	<u>General Fund</u>
Budget basis	\$ (2,098,772)
Net adjustment for revenue accruals	(147,744)
Net adjustment for expenditure accruals	314,506
Net adjustment for other financing sources/uses	132,451
Adjustment for encumbrances	<u>373,476</u>
GAAP basis	<u>\$ (1,426,083)</u>

NOTE 16 - CONTINGENCIES

A. Grants

The District receives significant financial assistance from numerous federal, state and local agencies in the form of grants. The disbursement of funds received under these programs generally requires compliance with terms and conditions specified in the grant agreements and are subject to audit by the grantor agencies. Any disallowed claims resulting from such audits could become a liability of the District. However in the opinion of management, any such disallowed claims will not have a material effect on the financial position of the District.

B. Litigation

The District is not a party to legal proceedings that would have a material effect on the financial condition of the District.

NOTE 17 - STATUTORY RESERVES

The Districts is required by State statute to annually set-aside in the general fund an amount based on a statutory formula for the purchase of textbooks and other instructional materials and an equal amount for the acquisition and construction of capital improvements. Amounts not spent by the end of the fiscal year or offset by similarly restricted resources received during the year must be held in cash at year-end. These amounts must be carried forward to be used for the same purposes in future years.

The following cash basis information describes the change in the year-end set-aside amounts for textbooks and capital acquisition. Disclosure of this information is required by State statute.

**NORTHWEST LOCAL SCHOOL DISTRICT
STARK COUNTY, OHIO**

NOTES TO THE BASIC FINANCIAL STATEMENTS
FOR THE FISCAL YEAR ENDED JUNE 30, 2006

NOTE 17 - STATUTORY RESERVES – (Continued)

	<u>Instructional Materials</u>	<u>Capital Acquisition</u>
Set-aside cash balance as of June 30, 2005	\$ (37,578)	\$ -
Current year set-aside requirement	347,799	347,799
Current year offsets	-	-
Qualifying disbursements	<u>(281,783)</u>	<u>(352,952)</u>
Total	<u>\$ 28,438</u>	<u>\$ (5,153)</u>
Balance carried forward to FY 2007	<u>\$ 28,438</u>	<u>\$ -</u>

The amount of qualifying disbursements exceeding the set-aside requirement in the instructional materials reserve may be carried forward to reduce the set-aside requirement for future years.

In addition to the above statutory reserves, the District also received monies restricted by State statute for school bus purchases.

A schedule of the restricted assets at June 30, 2006 follows:

Amount restricted for school bus purchases	\$ 44,394
Amount restricted for textbooks/instructional materials	<u>28,438</u>
Total restricted assets	<u>\$ 72,832</u>

NOTE 18 - CONTRACTUAL COMMITMENTS

As of June 30, 2006 the District had the following contractual commitments outstanding related to the renovation and construction of school facilities. A summary of the primary contractual commitments follows:

<u>Project/Vendor</u>	<u>Total Contract</u>	<u>Amount Paid</u>	<u>Remaining Commitment June 30, 2006</u>
Knoch Construction	\$ 4,562,323	\$ 3,871,229	\$ 691,094
Fire Protection	251,470	232,491	18,979
Acy Communications	181,460	123,511	57,949
Shafer Roofing	520,000	511,300	8,700
Schmid Mechanical	2,594,304	2,209,860	384,444
Hilscher Clarke Electric	1,926,472	1,743,322	183,150
Custom Fabricators	338,995	328,591	10,404
Comfort Controls	380,117	267,484	112,633
Moser Construction	2,166,183	2,147,767	18,416
C.T. Taylor	<u>774,666</u>	<u>766,400</u>	<u>8,266</u>
Total	<u>\$ 13,695,990</u>	<u>\$ 12,201,955</u>	<u>\$ 1,494,035</u>

NORTHWEST LOCAL SCHOOL DISTRICT
STARK COUNTY
FEDERAL AWARDS RECEIPTS AND EXPENDITURES SCHEDULE
FOR THE YEAR ENDED JUNE 30, 2006

Federal Grantor/ Pass Through Grantor/ Program Title	Pass Through Entity Number	Federal CFDA Number	Receipts	Non-Cash Receipts	Expenditures	Non-Cash Expenditures
U.S. DEPARTMENT OF AGRICULTURE						
<i>Passed Through Ohio Department of Education:</i>						
National School Lunch Program	049908-LL-P4-05	10.555	\$198,696		\$198,696	
Food Distribution Program	N/A	10.550		\$29,540		\$29,540
Total U.S. Department of Agriculture			198,696	29,540	198,696	29,540
U.S. DEPARTMENT OF EDUCATION						
<i>Passed Through Ohio Department of Education:</i>						
Special Education Cluster:						
Special Education Grants to States (IDEA Part B)	049908-6B-SF-06 049908-6B-SF-05 049908-6B-SF-04 049908-6B-SF-03	84.027	442,349 40,700		343,671 104,752 4,068 45	
Total Special Education Cluster			483,049		452,536	
Grants to Local Educational Agencies (ESEA Title I)	049908-C1-S1-06 049908-C1-S1-05	84.010	162,100 10,283		157,394 15,024	
Total Grants to Local Educational Agencies			172,383		172,418	
Drug-Free Schools Grant	049908-DR-S1-06 049908-DR-S1-05 049908-DR-S1-03	84.186	8,779		305 7,333 2,423	
Total Drug-Free Schools Grant			8,779		10,061	
Title VI - Education Consolidation Improvement Act	049908-C2-S1-06 049908-C2-S1-05	84.298	5,825		1,521 7,240	
Total Title VI-Education Consolidation Improvement Act			5,825		8,761	
Technology Literacy Challenge Grant Fund	049908-TJ-S1-06 049908-TJ-S1-05	84.318	3,122		3,117 419	
Total Technology Literacy Challenge Grant Fund			3,122		3,536	
Title II-A - Improving Teacher Quality State Grant	049908-TR-S1-06 049908-TR-S1-05	84.367	52,163 5,187		50,663 6,352	
Total Title II A-Improving Teacher Quality State Grant			57,350		57,015	
Total U.S. Department of Education			730,508		704,327	
Totals			\$929,204	\$29,540	\$903,023	\$29,540

The accompanying notes to this Schedule are an integral part of this Schedule.

**NORTHWEST LOCAL SCHOOL DISTRICT
STARK COUNTY**

**NOTES TO THE FEDERAL AWARDS RECEIPTS AND EXPENDITURES SCHEDULE
FOR THE YEAR ENDED JUNE 30, 2006**

NOTE A – SIGNIFICANT ACCOUNTING POLICIES

The accompanying Federal Awards Receipts and Expenditures Schedule (the Schedule) summarizes activity of the District's federal award programs. The Schedule has been prepared on the cash basis of accounting.

NOTE B – FOOD DONATION PROGRAM

Program regulations do not require the District to maintain separate inventory records for purchased food and food received from the U.S. Department of Agriculture. This non-monetary assistance (expenditures) is reported in the Schedule at the fair value of the commodities received.

NOTE C – CHILD NUTRITION CLUSTER

Cash receipts from the U.S. Department of Agriculture are commingled with State grants. It is assumed federal monies are expended first.



Mary Taylor, CPA

Auditor of State

INDEPENDENT ACCOUNTANTS' REPORT ON INTERNAL CONTROL OVER FINANCIAL REPORTING AND ON COMPLIANCE AND OTHER MATTERS REQUIRED BY *GOVERNMENT AUDITING STANDARDS*

Northwest Local School District
Stark County
8614 Erie Ave. N.W.
Canal Fulton, Ohio 44614

To the Board of Education:

We have audited the financial statements of the governmental activities, each major fund, and the aggregate remaining fund information of Northwest Local School District, Stark County, Ohio, (the District) as of and for the year ended June 30, 2006, which collectively comprise the District's basic financial statements and have issued our report thereon dated February 28, 2007. We conducted our audit in accordance with auditing standards generally accepted in the United States of America and the standards applicable to financial audits contained in the Comptroller General of the United States' *Government Auditing Standards*.

Internal Control Over Financial Reporting

In planning and performing our audit, we considered the District's internal control over financial reporting to determine our auditing procedures in order to express our opinions on the financial statements and not to opine on the internal control over financial reporting. Our consideration of the internal control would not necessarily disclose all matters in the internal control over financial reporting that might be material weaknesses. A material weakness is a reportable condition in which the design or operation of one or more of the internal control components does not reduce to a relatively low level the risk that misstatements caused by error or fraud in amounts material to the financial statements we audited may occur and not be timely detected by employees when performing their assigned functions. We noted no matters involving the internal control over financial reporting and its operation that we consider material weaknesses.

In a separate letter to the District's management dated February 28, 2007, we reported other matters involving internal control over financial reporting we did not deem reportable conditions.

Compliance and Other Matters

As part of reasonably assuring whether the District's financial statements are free of material misstatement, we tested its compliance with certain provisions of laws, regulations, contracts, and grant agreements, noncompliance with which could directly and materially affect the determination of financial statement amounts. However, providing an opinion on compliance with those provisions was not an objective of our audit and, accordingly, we do not express an opinion. The results of our tests disclosed no instances of noncompliance or other matters we must report under *Government Auditing Standards*.

Northwest School District
Stark County
Independent Accountants' Report on Internal Control Over
Financial Reporting and on Compliance and Other Matters
Required by *Government Auditing Standards*
Page 2

In a separate letter to the District's management dated February 28, 2007, we reported other matters related to noncompliance we deemed immaterial.

We intend this report solely for the information and use of management, the Board of Education, federal awarding agencies, and pass-through entities. It is not intended for anyone other than these specified parties.

A handwritten signature in black ink that reads "Mary Taylor". The signature is written in a cursive, flowing style.

Mary Taylor, CPA
Auditor of State

February 28, 2007



Mary Taylor, CPA

Auditor of State

INDEPENDENCE ACCOUNTANTS' REPORT ON COMPLIANCE WITH REQUIREMENTS APPLICABLE TO EACH MAJOR FEDERAL PROGRAMS AND INTERNAL CONTROL OVER COMPLIANCE IN ACCORDANCE WITH OMB CIRCULAR A-133

Northwest Local School District
Stark County
8614 Erie Ave. N.W.
Canal Fulton, Ohio 44614

To the Board of Education:

Compliance

We have audited the compliance of Northwest Local School District, Stark County, Ohio, (the District) with the types of compliance requirements described in the U.S. Office of Management and Budget (OMB) Circular A-133, Compliance Supplement that apply to its major federal program for the year ended June 30, 2006. The summary of auditor's results section of the accompanying Schedule of Findings identifies the District's major federal program. The District's management is responsible for complying with the requirements of laws, regulations, contracts, and grants applicable to each major federal program. Our responsibility is to express an opinion on the District's compliance based on our audit.

We conducted our audit of compliance in accordance with auditing standards generally accepted in the United States of America; the standards applicable to financial audits contained in *Government Auditing Standards* issued by the Comptroller General of the United States; and OMB Circular A-133, *Audits of States, Local Governments, and Non-Profit Organizations*. Those standards and OMB Circular A-133 require that we plan and perform the audit to reasonably assure whether noncompliance occurred with the types of compliance requirements referred to above that could directly and materially affect a major federal program. An audit includes examining, on a test basis, evidence about the District's compliance with those requirements and performing other procedures we considered necessary in the circumstances. We believe our audit provides a reasonable basis for our opinion. Our audit does not provide a legal determination on the District's compliance with those requirements.

In our opinion, Northwest Local School District, Stark County, Ohio, complied, in all material respects, with the requirements referred to above that apply to its major federal program for the year ended June 30, 2006.

Internal Control Over Compliance

The District's management is responsible for establishing and maintaining effective internal control over compliance with requirements of laws, regulations, contracts, and grants applicable to federal programs. In planning and performing our audit, we considered the District's internal control over compliance with requirements that could directly and materially affect a major federal program to determine our auditing procedures for the purpose of expressing our opinion on compliance and to test and report on internal control over compliance in accordance with OMB Circular A-133.

Our consideration of the internal control over compliance would not necessarily disclose all matters in the internal control that might be material weaknesses. A material weakness is a reportable condition in which the design or operation of one or more of the internal control components does not reduce to a relatively low level the risk that noncompliance with applicable requirements of laws, regulations, contracts and grants caused by error or fraud that would be material in relation to a major federal program being audited may occur and not be timely detected by employees when performing their assigned functions. We noted no matters involving the internal control over compliance and its operation that we consider to be material weaknesses.

However, we noted a matter involving the internal control over federal compliance not requiring inclusion in this report, that we reported to the District's management in a separate letter dated February 28, 2007.

We intend this report solely for the information and use of management, the Board of Education, federal awarding agencies, and pass-through entities. It is not intended for anyone other than these specified parties.

A handwritten signature in cursive script that reads "Mary Taylor".

Mary Taylor, CPA
Auditor of State

February 28, 2007

**NORTHWEST LOCAL SCHOOL DISTRICT
STARK COUNTY**

**SCHEDULE OF FINDINGS
OMB CIRCULAR A -133 § .505
JUNE 30, 2006**

1. SUMMARY OF AUDITOR'S RESULTS

<i>(d)(1)(i)</i>	Type of Financial Statement Opinion	Unqualified
<i>(d)(1)(ii)</i>	Were there any material control weakness conditions reported at the financial statement level (GAGAS)?	No
<i>(d)(1)(ii)</i>	Were there any other reportable control weakness conditions reported at the financial statement level (GAGAS)?	No
<i>(d)(1)(iii)</i>	Was there any reported material noncompliance at the financial statement level (GAGAS)?	No
<i>(d)(1)(iv)</i>	Were there any material internal control weakness conditions reported for major federal programs?	No
<i>(d)(1)(iv)</i>	Were there any other reportable internal control weakness conditions reported for major federal programs?	No
<i>(d)(1)(v)</i>	Type of Major Programs' Compliance Opinion	Unqualified
<i>(d)(1)(vi)</i>	Are there any reportable findings under § .510?	No
<i>(d)(1)(vii)</i>	Major Programs (list):	Special Education Cluster CFDA #84.027 and #84.173
<i>(d)(1)(viii)</i>	Dollar Threshold: Type A/B Programs	Type A: > \$ 300,000 Type B: all others
<i>(d)(1)(ix)</i>	Low Risk Auditee?	Yes

**2. FINDINGS RELATED TO THE FINANCIAL STATEMENTS
REQUIRED TO BE REPORTED IN ACCORDANCE WITH GAGAS**

None

3. FINDINGS AND QUESTIONED COSTS FOR FEDERAL AWARDS

None

**NORTHWEST LOCAL SCHOOL DISTRICT
STARK COUNTY
JUNE 30, 2006**

SCHEDULE OF PRIOR AUDIT FINDINGS

<u>Finding Number</u>	<u>Finding Summary</u>	<u>Fully Corrected?</u>	Not Corrected, Partially Corrected; Significantly Different Corrective Action Taken; or Finding No Longer Valid; <i>Explain:</i>
2005-001	Updating the accounting system for Estimated Resources and Appropriations to match Official Certificates and Final Appropriations.	No	Partially Corrected. Reported in management letter based on immaterial differences noted.



Mary Taylor, CPA
Auditor of State

NORTHWEST LOCAL SCHOOL DISTRICT

STARK COUNTY

CLERK'S CERTIFICATION

This is a true and correct copy of the report which is required to be filed in the Office of the Auditor of State pursuant to Section 117.26, Revised Code, and which is filed in Columbus, Ohio.

Susan Babbitt

CLERK OF THE BUREAU

**CERTIFIED
MARCH 29, 2007**