

Mary Taylor, CPA
Auditor of State

LAKE COUNTY

TABLE OF CONTENTS

Title	Page
Schedule of Federal Awards Receipts and Expenditures.....	1
Notes to the Schedule of Federal Awards Receipts and Expenditures	4
Independent Accountants' Report on Internal Control Over Financial Reporting and on Compliance and Other Matters Required by <i>Government Auditing Standards</i>	5
Independent Accountants' Report on Compliance with Requirements Applicable to Each Major Federal Program and on Internal Control Over Compliance in Accordance with OMB Circular A-133.....	7
Schedule of Findings.....	9
Schedule of Prior Audit Findings.....	10

This page intentionally left blank.

LAKE COUNTY

**SCHEDULE OF FEDERAL AWARDS RECEIPTS AND EXPENDITURES
FOR THE YEAR ENDED DECEMBER 31, 2006**

Federal Grantor/ Pass-Through Grantor/ Program Title	Project/Grant Number	CFDA Number	Receipts	Non-Cash Receipts	Disbursements	Non-Cash Disbursements
U. S. Department of Agriculture						
<i>Passed Through the Ohio Department of Education:</i>						
Food Donation	N/A	10.550	\$0	\$2,563	\$0	\$2,563
Nutrition Cluster:						
School Breakfast Program	N/A	10.553	11,268	0	11,268	0
National School Lunch Program	N/A	10.555	18,178	0	18,178	0
Total Nutrition Cluster			29,446	0	29,446	0
Total U. S. Department of Agriculture			29,446	2,563	29,446	2,563
U. S. Department of Education						
<i>Passed Through the Ohio Department of MRDD:</i>						
Special Education Cluster:						
Special Education: Grants to States - 2006	070037-6BSF-2006P	84.027	81,133	0	81,133	0
Special Education: Grants to States - 2007	070037-6BSF-2007P	84.027	9,074	0	9,074	0
Subtotal CFDA #84.027			90,207	0	90,207	0
Special Education: Preschool Grants - 2006	070037-PGS1-2006P	84.173	19,713	0	19,713	0
Special Education: Preschool Grants - 2007	070037-PGS1-2007P	84.173	2,018	0	2,018	0
Subtotal CFDA #84.173			21,731	0	21,731	0
Total Special Education Cluster			111,938	0	111,938	0
Innovative Education Program Strategies (Title VI) - 2006	070037-C2S1-2006P	84.298	261	0	261	0
Innovative Education Program Strategies (Title VI) - 2007	070037-C2S1-2007P	84.298	15	0	15	0
Subtotal CFDA #84.298			276	0	276	0
Total U.S. Department of Education			112,214	0	112,214	0
U. S. Department of Homeland Security						
<i>Direct Program:</i>						
FEMA - 2006 Flood	N/A	97.036	673,746	0	673,746	0
<i>Passed through the Ohio Emergency Management Agency:</i>						
Buffer Zone Protection Program	2005-GR-T5-0012	97.078	48,501	0	48,501	0
Emergency Management Performance Grants	2006-EME60042	97.042	74,203	0	74,203	0
ODP Citizens Corps Program Grant	2004-GC-T4-0025	97.053	5,000	0	5,000	0
2005 State Homeland Security Program (SHSP), OPS Center	2005-GE-T5-0001	97.073	28,490	0	28,490	0
2005 State Homeland Security Program (SHSP), County	2005-GE-T5-0001	97.073	232,690	0	232,690	0
2005 State Homeland Security Program (SHSP), Regional	2005-GE-T5-0001	97.073	60,083	0	60,083	0
Subtotal CFDA #97.073			321,263	0	321,263	0
2004 State Homeland Security Program (SHSP) Grant-Regional	2004-GE-T4-0025	97.004	284,092	0	284,092	0
Total U. S. Department of Homeland Security			1,406,805	0	1,406,805	0
U. S. Department of Housing and Urban Development						
<i>Direct Programs:</i>						
2003-Community Development Block Grants/Entitlements	B-04-UC-390007	14.218	655,693	0	655,693	0
2004-Community Development Block Grants/Entitlements	B-05-UC-390007	14.218	702,059	0	702,059	0
Subtotal CFDA #14.218			1,357,752	0	1,357,752	0
Home Investment Partnerships Program	M-99-UC-390201	14.239	8,153	0	8,153	0
Home Investment Partnerships Program	M-04-UC-390201	14.239	437,977	0	437,977	0
Home Investment Partnerships Program	M-05-UC-390201	14.239	281,232	0	281,232	0
Subtotal CFDA #14.239			727,362	0	727,362	0
Total U.S. Department of Housing and Urban Development			2,085,114	0	2,085,114	0
U.S. Federal Highway Administration						
<i>Passed through the Ohio Department of Transportation:</i>						
Highway Planning and Construction	N/A	20.205	578,207	0	578,207	0
Total U.S. Federal Highway Administration			578,207	0	578,207	0

(Continued)

LAKE COUNTY

**SCHEDULE OF FEDERAL AWARDS RECEIPTS AND EXPENDITURES
FOR THE YEAR ENDED DECEMBER 31, 2006**

Federal Grantor/ Pass-Through Grantor/ Program Title	Project/Grant Number	CFDA Number	Receipts	Non-Cash Receipts	Disbursements	Non-Cash Disbursements
U. S. Department of Labor						
<i>Passed Through the Ohio Department of Jobs and Family Services:</i>						
Workforce Investment Act:						
WIA Adult Programs	AA14695SS0, AA14695RI0	17.258	\$411,030	\$0	\$399,689	\$0
WIA Adult Programs Administrative	AA14695SS0, AA14695RI0	17.258	26,482	0	20,524	0
Subtotal CFDA #17.258			437,512	0	420,213	0
WIA Youth Services	AA14695QY0	17.259	636,729	0	595,569	0
WIA Youth Services Administrative	AA14695QY0	17.259	29,659	0	22,987	0
Subtotal CFDA #17.259			666,388	0	618,556	0
WIA Dislocated Workers	AA14695SU0, AA14695RK0	17.260	438,500	0	385,286	0
WIA Dislocated Workers Administrative	AA14695SU0, AA14695RK0	17.260	49,785	0	38,585	0
Subtotal CFDA #17.260			488,285	0	423,871	0
Workforce Services	N/A	17.207	1,036	0	1,036	0
Youth Settlement	N/A	17.261	0	0	6,504	0
Reed Act/Workforce Services	Reed Act 3/13/2002	17.225	10,000	0	0	0
Total U. S. Department of Labor - WIA			1,603,221	0	1,470,180	0
U. S. Department of Justice						
<i>Passed Through the Ohio Office of Criminal Justice Services:</i>						
Violence Against Women Formula Grants	2004-WF-VA5-8211	16.588	5,200	0	0	0
Violence Against Women Formula Grants	2005-WF-VA5-8211	16.588	36,504	0	40,650	0
Subtotal CFDA #16.588			41,704	0	40,650	0
Byrne Formula Grant Program	2004-DG-A01-7117	16.579	12,513	0	0	0
Justice Assistance Grant	2005-JG-A01-6447	16.579	58,888	0	72,882	0
Subtotal CFDA #16.579			71,401	0	72,882	0
National Institute of Justice Research, Evaluation, and Development Project Grant:						
DNA Capacity Enhancement Program Formula Grant	2004-DN-BX-K211	16.560	43,490	0	40,838	0
Total Ohio Office of Criminal Justice Services			156,595	0	154,370	0
<i>Passed Through the Ohio Attorney General's Office:</i>						
Crime Victim Assistance	2005VAGENE039T	16.575	107,492	0	107,492	0
Crime Victim Assistance	2006VAGENE039T	16.575	24,366	0	36,549	0
Total Ohio Attorney General's Office			131,858	0	144,041	0
<i>Passed Through the Ohio Department of Youth Services:</i>						
Juvenile Accountability Incentive Block Grants	2005-JB-001-A002	16.523	18,277	0	18,277	0
Total U.S. Department of Justice			306,730	0	316,688	0
U. S. Department of Health and Human Services						
<i>Passed Through the Ohio Department of Alcohol & Drug Addiction Services:</i>						
Block Grants for Prevention and Treatment of Substance Abuse:						
ADA Per Capita	BG43	93.959	350,582	0	350,582	0
ADA Per Capita	BG43	93.959	346,389	0	346,389	0
ADA Women's Set Aside	43-01316-WOMEN-T-05-9013	93.959	41,490	0	41,490	0
ADA Women's Set Aside	43-01316-WOMEN-T-06-9013	93.959	41,491	0	41,491	0
ADA TANF Prevention	N/A	93.959	38,500	0	38,500	0
Subtotal CFDA #93.959			818,452	0	818,452	0
Medical Assistance Program (ADA)	N/A	93.778	477,051	0	482,187	0
Total Ohio Department of Alcohol & Drug Addiction Services			1,295,503	0	1,300,639	0

(Continued)

LAKE COUNTY

**SCHEDULE OF FEDERAL AWARDS RECEIPTS AND EXPENDITURES
FOR THE YEAR ENDED DECEMBER 31, 2006**

Federal Grantor/ Pass-Through Grantor/ Program Title	Project/Grant Number	CFDA Number	Receipts	Non-Cash Receipts	Disbursements	Non-Cash Disbursements
<i>Passed Through the Ohio Department of Mental Health:</i>						
Projects for Assistance Transition from Homelessness	OCRS-PATH-06-06	93.150	\$27,347	\$0	\$27,347	\$0
Projects for Assistance Transition from Homelessness	OCRS-PATH-07-07	93.150	27,346	0	27,346	0
Path Pilot Grant	C-06-04-06	93.150	22,028	0	22,028	0
Path Pilot Grant	C-07-04-07	93.150	22,024	0	22,024	0
Subtotal CFDA #93.150			98,745	0	98,745	0
FAST Grant	25-CS-06-01	93.556	31,366	0	31,366	0
FAST Grant	25-CS-07-01	93.556	13,442	0	13,442	0
Subtotal CFDA #93.556			44,808	0	44,808	0
<i>Block Grants for Community Mental Health Services:</i>						
MH Block Grant	N/A	93.958	94,092	0	94,092	0
Suicide Prevention Coalition	25-CS-06-03	93.958	5,000	0	5,000	0
Subtotal CFDA #93.958			99,092	0	99,092	0
Medical Assistance Program (MH)	N/A	93.778	3,462,114	0	3,719,008	0
Medical Assistance Program (OBRA/PASSAR)	N/A	93.778	6,403	0	6,790	0
Subtotal CFDA #93.778			3,468,517	0	3,725,798	0
Total Ohio Department of Mental Health			3,711,162	0	3,968,443	0
<i>Passed Through the Ohio Department of MRDD:</i>						
Social Services Block Grant (Title XX) 2006	N/A	93.667	31,668	0	59,245	0
Social Services Block Grant (Title XX) 2007	N/A	93.667	81,104	0	67,920	0
Subtotal CFDA #93.667			112,772	0	127,165	0
Title XIX - SCHIP	N/A	93.767	51	0	51	0
Medical Assistance Program (CAFS)	N/A	93.778	6,465,517	0	6,465,517	0
Medical Assistance Program (TCM)	N/A	93.778	156,038	0	156,038	0
Subtotal CFDA #93.778			6,621,555	0	6,621,555	0
Total Ohio Department of MRDD			6,734,378	0	6,748,771	0
<i>Passed Through the Ohio Department of Jobs and Family Services:</i>						
Abuse and Neglect	0501OHCA01	93.669	2,000	0	2,000	0
Child Welfare Services- IV-B	0601OH1400	93.645	102,356	0	91,396	0
Child Welfare Services- ESSA Preservation	0601OH1400	93.556	8,515	0	8,955	0
Child Welfare Services- ESSA Reunification	0601OH1400	93.556	6,757	0	6,708	0
Subtotal CFDA #93.556			15,272	0	15,663	0
Total Ohio Department of Jobs and Family Services			119,628	0	109,059	0
<i>Passed Through the Ohio Department of Health:</i>						
VAWA Rape Prevention	43-1-002-2-AG-06	93.136	48,829	0	58,344	0
VAWA Rape Prevention	43-1-002-2-AG-07	93.136	14,250	0	6,457	0
Subtotal CFDA #93.136			63,079	0	64,801	0
Total Ohio Department of Health			63,079	0	64,801	0
Total U.S. Department of Health and Human Services			11,923,750	0	12,191,713	0
U. S. Election Assistance Commission						
<i>Passed Through the Ohio Secretary of State:</i>						
Help America Vote Act of 2002 - Training	N/A	39.011	0	0	48,702	0
Help America Vote Act of 2002 - Equipment	N/A	90.401	2,213,147	0	2,213,147	0
Total Ohio Secretary of State			2,213,147	0	2,261,849	0
Total U.S. Election Assistance Commission			2,213,147	0	2,261,849	0
TOTAL FEDERAL ASSISTANCE			\$20,258,634	\$2,563	\$20,452,216	\$2,563

See notes to the Schedule of Federal Awards Receipts and Expenditures

LAKE COUNTY

**NOTES TO THE SCHEDULE OF FEDERAL AWARDS RECEIPTS AND EXPENDITURES
FOR THE YEAR ENDED DECEMBER 31, 2006**

NOTE 1 - SIGNIFICANT ACCOUNTING POLICIES

The accompanying Schedule of Federal Awards Receipts and Expenditures (the Schedule) is a summary of the activity of the County's federal awards programs. The schedule has been prepared on the cash basis of accounting.

NOTE 2 - FOOD DISTRIBUTION

Non-monetary assistance, such as food received from the U.S. Department of Agriculture, is reported in the schedule at the fair market value of the commodities received and consumed. Cash receipts from the U.S. Department of Agriculture are commingled with State grants. It is assumed federal monies are expended first. At December 31, 2006, the County had no significant food commodities in inventory.

NOTE 3 – LOAN PROGRAM

Lake County administers a loan program with funds provided by the U.S. Department of Housing and Urban Development under the Community Development Block Grant Program. The purpose of this program is to assist existing and new business and industry to expend funds in Lake County and to provide job opportunities for low and moderate income residents of the County. As of December 31, 2006 the total amount of loans are \$45,658.

NOTE 4 – LOCAL MATCHING

Certain Federal Programs require the County contribute non-Federal funds (matching funds) to support the Federally-funded programs. The County has complied with the matching requirements. The expenditure of non-Federal matching funds is not included on the Schedule.

CFDA - Catalog of Federal Domestic Assistance



Mary Taylor, CPA

Auditor of State

INDEPENDENT ACCOUNTANTS' REPORT ON INTERNAL CONTROL OVER FINANCIAL REPORTING AND ON COMPLIANCE AND OTHER MATTERS REQUIRED BY *GOVERNMENT AUDITING STANDARDS*

Lake County
105 Main Street
Painesville, Ohio 44077

To the Board of County Commissioners:

We have audited the financial statements of the governmental activities, the business-type activities, the discretely presented component unit, each major fund, and the aggregate remaining fund information of Lake County, Ohio, (the County) as of and for the year ended December 31, 2006, which collectively comprise the County's basic financial statements and have issued our report thereon dated June 21, 2007. We conducted our audit in accordance with auditing standards generally accepted in the United States of America and the standards applicable to financial audits contained in the Comptroller General of the United States' *Government Auditing Standards*. Other auditors audited the financial statements of Deepwood Industries Incorporated, the County's discretely presented component unit, as described in our opinion on the County's financial statements. This report does not include the results of the other auditors' testing of internal control over financial reporting or compliance and other matters that those auditors separately reported.

Internal Control Over Financial Reporting

In planning and performing our audit, we considered the County's internal control over financial reporting as a basis for designing our audit procedures for expressing our opinions on the financial statements, but not to opine on the effectiveness of the County's internal control over financial reporting. Accordingly, we have not opined on the effectiveness of the County's internal control over financial reporting.

A control deficiency exists when the design or operation of a control does not allow management or employees, in performing their assigned functions, to prevent or detect misstatements on a timely basis. A significant deficiency is a control deficiency, or combination of control deficiencies, that adversely affects the County's ability to initiate, authorize, record, process, or report financial data reliably in accordance with its applicable accounting basis, such that there is more than a remote likelihood that the County's internal control will not prevent or detect a more-than-inconsequential financial statement misstatement.

A material weakness is a significant deficiency, or combination of significant deficiencies resulting in more than a remote likelihood that the County's internal control will not prevent or detect a material financial statement misstatement.

Our consideration of internal control over financial reporting was for the limited purpose described in the first paragraph of this section and would not necessarily identify all internal control deficiencies that might be significant deficiencies or material weaknesses. We did not identify any deficiencies in internal control over financial reporting that we consider material weaknesses, as defined above.

We noted certain matters that we reported to the County's management in a separate letter dated June 21, 2007.

Lausche Building / 615 Superior Ave., NW / Twelfth Floor / Cleveland, OH 44113-1801
Telephone: (216) 787-3665 (800) 626-2297 Fax: (216) 787-3361
www.auditor.state.oh.us

Compliance and Other Matters

As part of reasonably assuring whether the County's financial statements are free of material misstatement, we tested its compliance with certain provisions of laws, regulations, contracts, and grant agreements, noncompliance with which could directly and materially affect the determination of financial statement amounts. However, providing an opinion on compliance with those provisions was not an objective of our audit and accordingly, we do not express an opinion. The results of our tests disclosed no instances of noncompliance or other matters we must report under *Government Auditing Standards*.

We did note certain noncompliance or other matters that we reported to the County's management in a separate letter dated June 21, 2007.

We intend this report solely for the information and use of the audit committee, management, Board of County Commissioners, and federal awarding agencies and pass-through entities. We intend it for no one other than these specified parties.

A handwritten signature in cursive script that reads "Mary Taylor".

Mary Taylor, CPA
Auditor of State

June 21, 2007



Mary Taylor, CPA

Auditor of State

INDEPENDENT ACCOUNTANTS' REPORT ON COMPLIANCE WITH REQUIREMENTS APPLICABLE TO EACH MAJOR FEDERAL PROGRAM AND ON INTERNAL CONTROL OVER COMPLIANCE IN ACCORDANCE WITH OMB CIRCULAR A-133

Lake County
105 Main Street
Painesville, Ohio 44077

To the Board of County Commissioners:

Compliance

We have audited the compliance of Lake County, Ohio, (the County) with the types of compliance requirements described in the U.S. Office of Management and Budget (OMB) Circular A-133, Compliance Supplement that apply to each of its major federal programs for the year ended June 21, 2007. The summary of auditor's results section of the accompanying schedule of findings identifies the County's major federal programs. The County's management is responsible for complying with the requirements of laws, regulations, contracts, and grants applicable to each major federal program. Our responsibility is to express an opinion on the County's compliance based on our audit.

We conducted our audit of compliance in accordance with auditing standards generally accepted in the United States of America; the standards applicable to financial audits contained in *Government Auditing Standards* issued by the Comptroller General of the United States; and OMB Circular A-133, *Audits of States, Local Governments, and Non-Profit Organizations*. Those standards and OMB Circular A-133 require that we plan and perform the audit to reasonably assure whether noncompliance occurred with the types of compliance requirements referred to above that could directly and materially affect a major federal program. An audit includes examining, on a test basis, evidence about the County's compliance with those requirements and performing other procedures we considered necessary in the circumstances. We believe our audit provides a reasonable basis for our opinion. Our audit does not provide a legal determination on the Government's compliance with those requirements.

In our opinion, the County complied, in all material respects, with the requirements referred to above that apply to each of its major federal programs for the year ended December 31, 2006.

Internal Control Over Compliance

The County's management is responsible for establishing and maintaining effective internal control over compliance with requirements of laws, regulations, contracts, and grants applicable to federal programs. In planning and performing our audit, we considered the County's internal control over compliance with requirements that could directly and materially affect a major federal program to determine our auditing procedures for the purpose of expressing our opinion on compliance and to test and report on internal control over compliance in accordance with OMB Circular A-133.

Our consideration of the internal control over compliance would not necessarily disclose all matters in the internal control that might be material weaknesses. A material weakness is a reportable condition in

which the design or operation of one or more of the internal control components does not reduce to a relatively low level the risk that noncompliance with applicable requirements of laws, regulations, contracts and grants caused by error or fraud that would be material in relation to a major federal program being audited may occur and not be timely detected by employees when performing their assigned functions. We noted no matters involving the internal control over compliance and its operation that we consider to be material weaknesses.

Schedule of Federal Awards Receipts and Expenditures

We have audited the financial statements of the governmental activities, the business-type activities, the discretely presented component unit, each major fund and the aggregate remaining fund information of Lake County, Ohio, as of and for the year ended December 31, 2006, and have issued our report thereon dated June 21, 2007. Our audit was performed to form opinions on the financial statements that collectively comprise the County's basic financial statements. The accompanying the schedule of federal awards receipts and expenditures provides additional information as required by OMB Circular A-133 and is not a required part of the basic financial statements. We subjected this information to the auditing procedures applied in the audit of the basic financial statements. In our opinion, this information is fairly stated, in all material respects, in relation to the basic financial statements taken as a whole.

We intend this report solely for the information and use of the audit committee, management, Board of County Commissioners, federal awarding agencies, and pass-through entities. It is not intended for anyone other than these specified parties.



Mary Taylor, CPA
Auditor of State

June 21, 2007

LAKE COUNTY
SCHEDULE OF AUDIT FINDINGS
OMB CIRCULAR A-133 §.505
FISCAL YEAR ENDED DECEMBER 31, 2006

1. SUMMARY OF AUDITOR'S RESULTS

(d)(1)(i)	Type of Financial Statement Opinion	Unqualified
(d)(1)(ii)	Were there any material control weakness conditions reported at the financial statement level (GAGAS)?	No
(d)(1)(ii)	Were there any other reportable control weakness conditions reported at the financial statement level (GAGAS)?	No
(d)(1)(iii)	Was there any reported non-compliance at the financial statement level (GAGAS)?	No
(d)(1)(iv)	Were there any material internal control weakness conditions reported for major federal programs?	No
(d)(1)(iv)	Were there any other reportable internal control weakness conditions reported for major federal programs?	No
(d)(1)(v)	Type of Major Programs' Compliance Opinion	Unqualified
(d)(1)(vi)	Are there any reportable findings under Sec. .510?	No
(d)(1)(vii)	Major Programs (list)	CFDA # 93.778 – Medical Assistance Program (Medicaid) CFDA # 97.036 – FEMA CFDA # 14.239 – HOME Program CFDA # 90.401 – Help America Vote
(d)(1)(viii)	Dollar Threshold: Type A/B Programs	Type A: > \$613,644 Type B: all others
(d)(1)(ix)	Low Risk Auditee?	Yes

**2. FINDINGS RELATED TO THE FINANCIAL STATEMENTS
REQUIRED TO BE REPORTED IN ACCORDANCE WITH GAGAS**

None

3. FINDINGS AND QUESTIONED COSTS FOR FEDERAL AWARDS

None

LAKE COUNTY

SCHEDULE OF PRIOR AUDIT FINDINGS
 OMB CIRCULAR A-133 § .315 (b)
 FISCAL YEAR ENDED DECEMBER 31, 2006

<u>Finding Number</u>	<u>Finding Summary</u>	<u>Fully Corrected?</u>	Not Corrected, Partially Corrected; Significantly Different Corrective Action Taken; or Finding No Longer Valid; <i>Explain:</i>
2005-001	Failure to Ohio Rev Code Section 5705.41(D), various purchase orders were dated after the invoice date.	No	Not Fully Corrected –Finding was reissued in Management Letter



Lake^{OHIO} County 2006

Comprehensive Annual Financial Report
for the Year Ended December 31, 2006

Edward H. Zupancic • Lake County Auditor



Lake County^{OHIO} 2006

Comprehensive Annual Financial Report
for the Year Ended December 31, 2006

Edward H. Zupancic
Lake County Auditor

Joseph C. Dowd
Chief Deputy Auditor / Manager Financial Reporting

Prepared by the Lake County Auditor's Office

This Page is Intentionally Left Blank.

LAKE COUNTY, OHIO

COMPREHENSIVE ANNUAL FINANCIAL REPORT FOR THE YEAR ENDED DECEMBER 31, 2006

TABLE OF CONTENTS

INTRODUCTORY SECTION

Title Page	1
Table of Contents	3
Transmittal Letter	7
Certificate of Achievement for Excellence in Financial Reporting	30
Elected Officials	31
Organizational Charts	32

FINANCIAL SECTION

Independent Accountants' Report	35
Management's Discussion and Analysis	37
Basic Financial Statements:	
Government-wide Financial Statements:	
Statement of Net Assets	51
Statement of Activities	52
Fund Financial Statements:	
Balance Sheet – Governmental Funds	54
Statement of Revenues, Expenditures and Changes in Fund Balances – Governmental Funds	56
Statement of Revenues, Expenditures and Changes in Fund Balance – Budget and Actual – Major Governmental Funds (Non-GAAP Budgetary Basis):	
General Fund	58
Board of Mental Retardation and Developmental Disabilities	59
Board of Alcohol, Drug Addiction and Mental Health Services	60

LAKE COUNTY, OHIO

COMPREHENSIVE ANNUAL FINANCIAL REPORT FOR THE YEAR ENDED DECEMBER 31, 2006

TABLE OF CONTENTS

FINANCIAL SECTION (Continued)

Statement of Net Assets – Proprietary Funds	61
Statement of Revenues, Expenses and Changes in Fund Net Assets – Proprietary Funds	63
Statement of Cash Flows – Proprietary Funds	64
Statement of Fiduciary Assets and Liabilities - Agency Funds	66
Notes to the Basic Financial Statements	67
Combining Statements and Individual Fund Schedules:	
<i>General Fund:</i>	
Schedule of Revenues, Expenditures and Changes in Fund Balances – Budget and Actual – (Non-GAAP Budgetary Basis)	120
<i>Nonmajor Governmental Funds:</i>	
Combining Balance Sheet – Nonmajor Governmental Funds	129
Combining Statement of Revenues, Expenditures and Changes in Fund Balances – Nonmajor Governmental Funds	130
<i>Nonmajor Special Revenue Funds:</i>	
Combining Balance Sheet – Nonmajor Special Revenue Funds	138
Combining Statement of Revenues, Expenditures and Changes in Fund Balances – Nonmajor Special Revenue Funds	150
Schedule of Revenues, Expenditures and Changes in Fund Balances – Budget and Actual – Other Nonmajor Special Revenue Funds – (Non-GAAP Budgetary Basis)	162

LAKE COUNTY, OHIO

COMPREHENSIVE ANNUAL FINANCIAL REPORT FOR THE YEAR ENDED DECEMBER 31, 2006

TABLE OF CONTENTS

FINANCIAL SECTION (Continued)

Nonmajor Debt Service Funds:

Combining Balance Sheet – Nonmajor Debt Service Funds	229
Combining Statement of Revenues, Expenditures and Changes in Fund Balances – Nonmajor Debt Service Funds	230
Schedule of Revenues, Expenditures and Changes in Fund Balances – Budget and Actual – Nonmajor Debt Service Funds – (Non-GAAP Budgetary Basis)	231

Nonmajor Capital Project Funds:

Combining Balance Sheet – Nonmajor Capital Project Funds	236
Combining Statement of Revenues, Expenditures and Changes in Fund Balances – Nonmajor Capital Project Funds	238
Schedule of Revenues, Expenditures and Changes in Fund Balances – Budget and Actual – Nonmajor Capital Project Funds – (Non-GAAP Budgetary Basis)	240

Enterprise Funds:

Schedule of Revenues, Expenses and Changes in Fund Equity – Budget and Actual – All Enterprise Funds – (Non-GAAP Budgetary Basis)	253
---	-----

Nonmajor Internal Service Funds:

Combining Statement of Net Assets – Nonmajor Internal Service Funds	257
Combining statement of Revenues, Expenses and Changes in Fund Net Assets – Nonmajor Internal Service Funds	258
Combining Statement of Cash Flows – Nonmajor Internal Service Funds	259
Schedule of Revenues, Expenses and Changes in Fund Equity – Budget and Actual – Nonmajor Internal Service Funds – (Non-GAAP Budgetary Basis)	261

LAKE COUNTY, OHIO

COMPREHENSIVE ANNUAL FINANCIAL REPORT FOR THE YEAR ENDED DECEMBER 31, 2006

TABLE OF CONTENTS

FINANCIAL SECTION (Continued)

Fiduciary Funds:

Combining Statement of Changes in Assets and Liabilities All Agency Funds	267
--	-----

STATISTICAL SECTION

Net Assets By Component - Last Five Years	271
Changes In Net Assets - Last Five Years	272
Fund Balances, Governmental Funds - Last Ten Years	274
Changes In Fund Balances, Government Funds - Last Ten Years	276
Assessed and Estimated Actual Value of Taxable Property - Last Ten Years	278
Property Tax Rates - Last Ten Years	280
Property Tax Rates of Overlapping Governments - Last Ten Years	282
Property Tax Levies and Collections - Last Ten Years	284
Principal Taxpayers Real Estate Tax	285
Principal Taxpayers Tangible Personal Property Taxpayers	286
Principal Taxpayers Tangible Public Utility Property Taxpayers	287
Ratio of Outstanding Debt by Type	288
Computation of Direct and Overlapping Debt	289
Computation of Legal Debt Margin	290
Schedule of Enterprise Bond Coverage	292
Demographic and Economic Statistics - Last Ten Years	293
Principal Employers	294
County Government Employees by Function/Activity	295
Operating Indicators by Function/Activity - Last Four Years	296
Capital Asset Statistics by Function/Activity	298



Lake County, Ohio



EDWARD H. ZUPANCIC
COUNTY AUDITOR

SECRETARY OF
BUDGET COMMISSION
BOARD OF REVISION

ADMINISTRATOR
DATA PROCESSING DEPT.

LAKE COUNTY ADMINISTRATION CENTER
105 MAIN ST.
P.O. BOX 490
PAINESVILLE, OHIO 44077-0490

440-350-2532
440-298-3334
440-918-2500
FAX: 440-350-2667

June 21, 2007

To the Board of County Commissioners and
the Citizens of Lake County:

As the Auditor of Lake County, I am pleased to present the 2006 Comprehensive Annual Financial Report for Lake County. I believe that this report provides a full and complete disclosure of the financial position and operations for the year ended December 31, 2006. My office believes that the data herein is accurate in all respects and includes all disclosures necessary to enable the reader to gain a maximum understanding of the financial affairs of Lake County.

This report demonstrates the commitment of the Auditor's Office and the management of Lake County to provide Lake County citizens and other interested parties with the most complete and accurate financial statements and disclosures.

The preparation of this report could not have been accomplished without the efforts of Joseph Dowd, Chief Deputy Auditor and Manager of Financial Reporting in the Auditor's Office. I wish to thank Joe for his dedication to this project.

I also wish to thank the entire staff of the Lake County Auditor's Office, the accounting and financial personnel of all other County departments and the various elected and appointed officials of Lake County. This report is a product of all of their combined efforts and cooperation. I ask for their continued support and cooperation in future years.

Sincerely,

Edward H. Zupancic
Lake County Auditor
Lake County, Ohio



Lake County, Ohio

EDWARD H. ZUPANCIC
COUNTY AUDITOR

SECRETARY OF
BUDGET COMMISSION
BOARD OF REVISION

ADMINISTRATOR
DATA PROCESSING DEPT.

LAKE COUNTY ADMINISTRATION CENTER
105 MAIN ST.
P.O. BOX 490
PAINESVILLE, OHIO 44077-0490

440-350-2532
440-298-3334
440-918-2500
FAX: 440-350-2667

June 21, 2007

Honorable Edward H. Zupancic
Lake County Auditor

Honorable Robert E. Aufuldish
Honorable Raymond E. Sines
Honorable Daniel P. Troy
Lake County Commissioners

Honorable John S. Crocker
Lake County Treasurer

Citizens of Lake County:

I am pleased to present Lake County's Comprehensive Annual Financial Report for the year ended December 31, 2006. To the best of my knowledge and belief, the enclosed data is accurate in all material respects and is reported in a manner designed to present fairly the financial position and results of operations of the County.

Responsibility for the accuracy, completeness and fairness of the presentation, including all disclosures, lies with the management of Lake County and, in particular, the Lake County Auditor's office. All disclosures necessary to enable the reader to gain an understanding of the County's financial activities and status are included.

This is the twentieth consecutive Comprehensive Annual Financial Report issued by the Auditor's office. The report is prepared in accordance with Generally Accepted Accounting Principles, as set forth by the Government Accounting Standards Board (GASB) and other authoritative sources, and the guidelines set by the Government Finance Officers Association (GFOA).

The Comprehensive Annual Financial Report (CAFR) is presented in three sections, which are identified as follows:

The **Introductory Section** includes a table of contents, the transmittal letter, the Certificate of Achievement for Excellence in Financial Reporting for 2005, a list of all elected county officials and organizational charts for the Lake County government and the Auditor's Office.

TRANSMITTAL LETTER

The **Financial Section** includes the Independent Accountants' Report, Management's Discussion and Analysis (MD & A), the basic financial statements and notes to the financial statements that provide an overview of the County's financial position and operation results, the combining statements for nonmajor funds and other schedules of individual funds that provide detailed information relative to the basic financial statements.

The **Statistical Section** includes various historical, financial, economic and demographic information that may be useful for further analysis and comparisons.

REPORTING ENTITY

Lake County (the County), located in northeastern Ohio along the southern shore of Lake Erie, encompasses 23 municipalities, villages and townships. The County was first organized in 1840 and includes 231 square miles and approximately 227,000 residents, based on the results of the 2000 Census. The County seat is located in the City of Painesville, Ohio.

The County's greatest asset is its location on the shores of Lake Erie. The County also boasts numerous cultural and recreational attractions including Headlands Beach State Park - the longest in Ohio, Chagrin River Harbor, North Chagrin Reservation and Squire's Castle, Holden Arboretum, Chalet Debonne Vineyard - the second largest vineyard in the State, the Indian Museum of Lake County, the Marine Museum and Lighthouse, Lake Farmpark, "Lawnfield" - the home of President James A. Garfield, Lake Erie College Equestrian Center, the Mentor Marsh and Classic Stadium which is home to the Lake County Captains, the Cleveland Indians Class A baseball farm club. In addition, County residents and visitors can take advantage of nearly 7,300 acres of parkland and 36 parks and facilities operated by Lake Metroparks, the County's Park District. The Chagrin and Grand Rivers flow into Lake Erie at Lake County. Golf enthusiasts can be satisfied by the numerous golf courses located throughout the County. Numerous recreational events attract visitors from all over, including Vintage Ohio – a wine and food festival and the Lake County PerchFest.

The County is served by diversified transportation facilities, including immediate access to fifteen State and two U.S. highways and interstate highways 90 and 271. The County is served by Conrail, Amtrak and the Norfolk and Southern Railroads. Laketrans, the County's regional transit authority which provides both fixed line and on-demand bus service, also serves county residents. The American Public Transportation Association awarded Laketrans, with its 2005 Outstanding Public Transportation Achievement Award which recognizes transit systems for a "demonstrated achievement in efficiency and effectiveness" based on qualitative measures including safety, customer service, financial management, operations, marketing, administration and community relations.

TRANSMITTAL LETTER

The Willoughby Lost Nation Airport and Casement Airport in Painesville Township are located in the County to serve private aircraft. The Cuyahoga County Airport, which also serves private aircraft, is located along the western border of Lake County. The Cleveland Hopkins International Airport, located approximately 30 miles west of the County, serves the County with regularly scheduled carriers. The County is also served by over 100 trucking firms, which distribute goods nationwide. Commercial and industrial businesses can also utilize the dock facilities of the Fairport Harbor Port Authority in the Village of Fairport Harbor.

The County is directly served by Lake Hospital System, Inc., an acute care hospital system with facilities located in the Cities of Painesville, Willoughby, Madison and Mentor. The hospital system boasts diagnostic, surgical and cancer research centers which have been constructed in recent years. Educational services are provided by the various school districts within the County, as well as Lakeland Community College, Lake Erie College and a branch of Tiffin University, all located within the County. Several other public and private colleges and universities are located outside the County but within commuting distance. The County is home to two local radio stations and one daily newspaper with circulation extending beyond County borders.

In 2006, the City of Mentor, located in Lake County, was named as the sixty-eighth best place to live in the country by CNNMoney.com for cities with populations of 300,000 or less. Researchers took into consideration education, crime rates, housing costs and declines in employment.

Ohio statutes impose the legislative, financial and judicial powers of the County. The legislative body of the County is comprised of a three member Board of County Commissioners, with each member elected at large for overlapping four-year terms. The Board of Commissioners serves as the taxing authority, the contracting body and the chief administrators of public services for the County. The Board of Commissioners creates and adopts the annual operating budget including all appropriation measures and approves all expenditures of all County funds. In addition to the Board of Commissioners, the offices of the County Auditor and County Treasurer perform various financial functions of the County government.

The County Auditor, who is elected to a four-year term, serves as the chief fiscal officer for the County and the tax assessor for all political subdivisions within the County. As the chief fiscal officer, no contract or obligation involving the County can be made without the Auditor's certification that appropriations are sufficient and that funds are available, or in the process of collection, to ensure that the contract or obligation can be paid. The Auditor is also the central disbursing agent of the County, who, by the issuance of county warrants, distributes funds to creditors in payment of liabilities, including payroll, incurred by the County and its departments.

TRANSMITTAL LETTER

As tax assessor, the Auditor is responsible for establishing the tax rates for real estate, personal property and manufactured homes. Once these taxes are collected, the Auditor is responsible for distributing tax collections to the other governmental entities in accordance with legally adopted rates. In addition to these duties, the Auditor serves as the secretary of the Board of Revision and the Budget Commission, is the administrator of, and secretary to, the County Data Processing Board, and is a member of the Geographic Information Systems (GIS) Board.

The County Treasurer, also elected to a four-year term, is the custodian of all County funds. The Treasurer is responsible for the investment of all idle County funds, as specified by Ohio law. The Treasurer is also responsible for collecting all tax monies and applying those payments to the appropriate tax accounts. The two offices perform daily reconciliations of the total County fund balances of the Auditor and the Treasurer, and reconciliations on a fund-by-fund basis are prepared monthly. The Treasurer, the Auditor and the County Prosecutor comprise the County Budget Commission. The Budget Commission plays an important function in the financial administration of the County government and all other local governments within the County. Other elected officials serving four-year terms include the Prosecutor, the Engineer, the Recorder, the Sheriff, the Clerk of Courts, the Coroner and seven Common Pleas Court Judges.

The County government offers a wide range of services to its residents including, but not limited to, general government, public welfare, social services and public assistance, civil and criminal justice system administration, road and bridge maintenance services, health and other administrative support services. In addition, the County's Department of Utilities operates a water distribution system, a wastewater collection system, a solid waste disposal system and a solid waste recycling program.

For financial reporting purposes, the County includes all funds, agencies, boards and commissions that comprise the "financial reporting entity" in accordance with the Governmental Accounting Standards Board (GASB) Statement No. 14. The financial reporting entity consists of (a) the primary government, (b) organizations for which the primary government is financially accountable, and (c) other organizations for which the nature and significance of their relationship with the primary government are such that exclusion would cause the reporting entity's financial statements to be misleading or incomplete. Note A to the basic financial statements provides a more detailed discussion of the County's financial reporting entity.

In accordance with GASB Statement No. 14, Deepwood Industries, Inc. (the Workshop) is included in the County's financial reporting entity as a component unit. The Workshop is a non-profit corporation established to provide employment for consumers of the Lake County Board of Mental Retardation and Developmental Disabilities (Board of MR & DD) enrolled in the Adult Services Workshop Program and CLEO Supported Employment Program. The Board of MR & DD provides the staff facilities and support services necessary for the implementation of the programs offered by the Workshop. The Workshop generates its revenue from the sale of goods.

TRANSMITTAL LETTER

The County Auditor serves as the fiscal officer and custodian of funds, but the County is not financially accountable for the Lake County General Health District and the Lake County Soil and Water Conservation District, whose activities are included in this report as agency funds.

ECONOMIC CONDITION AND OUTLOOK

Lake County, the smallest geographical county in the State of Ohio, is located about 30 miles east of Cleveland, along the southern shore of Lake Erie, and is considered part of the Greater Cleveland metropolitan area. The County is in the Cleveland Primary Metropolitan Statistical Area (PMSA), along with Ashtabula, Cuyahoga, Geauga, Lorain and Medina counties, which was the sixteenth largest PMSA out of a total of seventy-four PMSA's in the United States, per the 2000 U.S. Census. The County's 2000 Census population of 227,511 placed it as the eleventh most populous of the State's eighty-eight counties.

Lake County is fortunate to have a much diversified economic base consisting of chemical manufacturing and research, wire and wire mesh products, plastic and plastic products, custom machinery, health care, nurseries and government. The County can be divided into several distinct industrial, commercial and residential areas. The western third of the County is highly developed with industrial and commercial corporations and contains some of the County's more "established" residential neighborhoods. The northeastern coastline is the home of the County's shipping industry and some of its finest recreational activities. The eastern and southeastern sections of the County have seen major increases in residential development but still have large rural areas within them. The central portion of the County, namely the Cities of Mentor and Painesville, boast the County's retail hub and government seat, respectively.

For several years now, Lake County has experienced significant retail growth, in terms of both retail sales and in new construction of retail establishments. However, Lake County's retail vacancy rate increased from 4.9 percent at the end of 2005 to 6.1 percent at the end of 2006, according to a market analysis conducted by C. B. Richard Ellis Co. The study covered the Greater Cleveland area and included 250 shopping centers or freestanding buildings with 50,000 square feet or more of retail space in eight Northeast Ohio counties. Lake County's vacancy rate was still the lowest in the entire area included in the study which covered 64 million square feet of retail space within Cuyahoga, Geauga, Lake, Lorain, Medina, Portage, Stark and Summit counties. While the vacancy rate increased in 2006, the Lake County retail market has worked off much of the volume of empty stores that developed during the recession which caused the vacancy rate to peak at ten percent in 2003. The vacancy rate increase in 2006 was due, in part, to the closing of four Tops grocery stores in the County. The grocery store chain closed all of its Ohio stores during 2006. The retail occupancy rate for the City of Mentor, Lake County's retail hub with approximately 2.8 million square feet of retail space, was at 97 percent in 2006. According to a report by the City of Mentor's Community Development Department, the city is the sixth largest retail market in the state, ranking behind the much larger cities of Columbus, Cincinnati, Toledo, Cleveland and Akron.

TRANSMITTAL LETTER

Lake County, with the Great Lakes Mall in the City of Mentor as its retail hub, is home to many retail giants such as Macys, K-Mart, Wal-Mart, Kohl's, Dick's, Best Buy, Circuit City, Target, Giant Eagle Supermarkets, Home Depot, Lowe's, Office Max, Walgreens, CVS, Regal Cinemas and B.J.'s Wholesale Club, several of whom have multiple locations within the County and have built new stores or remodeled existing buildings within Lake County in recent years. While some retail establishments have closed their facilities in Lake County in recent years for various reasons, most of the County's "big-box" stores are currently occupied.

The County has been fortunate to have had several very large retail complexes constructed in the County in recent years including the Diamond Centre in the City of Mentor and Willoughby Commons in the City of Willoughby. Several more retail developments are currently under construction or are on the planning table. One of those is the Shamrock Business Center situated on 300 acres overlapping the Cities of Mentor and Painesville, which includes 700,000 square feet of retail space and 800,000 square feet of light industrial space, a hotel/conference center and some residential development. The whole complex could take an estimated ten years to complete construction.

Another development which just commenced with site clearing in the City of Willoughby is dubbed the Chagrin River Walk. Located on twenty-six acres along the east bank of the Chagrin River, just east of downtown Willoughby, the developer of this property is proposing a \$50 million retail, office and residential complex. The development would comprise as many as six buildings which will share a Georgian-style design. In total, the complex would entail 75,000 square feet of retail space, 100,000 square feet of office condominiums on the second floors of the retail buildings, and more than 100 units of rental apartments and condominiums ranging in price from \$200,000 to \$400,000. A high-end salon has committed to move into the complex and the company is searching for upscale retailers and restaurants as well.

In recent years, major retailers such as Lowe's Home Improvement, Giant Eagle Supermarkets and Home Depot have constructed and opened brand new stores within the County. Wal-Mart Stores, Inc. opened a new 203,000 square foot Wal-Mart store on thirty-five acres in Madison Township in January of 2006. This new store, which cost \$13.5 million and employs several hundred people, increases the company's presence in Lake County, which was already significant with its stores in the cities of Mentor and Eastlake.

In 2004, Sam's Club opened a new 135,000 square foot store on 16.2 acres in the Diamond Centre shopping center in the City of Mentor. The City of Mentor will also be home to a new 127,000 square foot Target retail superstore which is currently under construction and will most likely open in the summer of 2007. Kohl's Department Store solidified its residence in Mentor with the renovation and expansion of its 102,300 square foot store in Mentor. The Classic Auto Group is currently constructing a Lexus and BMW dealership in the City of Willoughby Hills at the corner of the intersection of Interstate 90 and Route 91.

TRANSMITTAL LETTER

Grist Mill, a commercial and office complex in Concord Township has really begun to take shape in the last few years. This area where State Route 44 and Interstate 90 intersect is home to a new 27,000 square foot Reider's grocery store, Chardonnay's Hair Studio and Wellness Spa, doctor and dentist offices and a Waffle House restaurant. AmeriHost Inns opened a brand new 29,000 square foot, 55-room inn on 1.8 acres nearby in Concord Township. The three-floor complex features an indoor swimming pool, a small workout room, a business center with high-speed online accessibility and thirteen rooms with whirlpools. In addition to these new retail establishments in that area, Lake Hospital System has begun construction on its new \$125 million, high-tech, 125 bed facility near this location. The expected completion date for this facility, to be called TriPointe Medical Center, is sometime in 2009.

Within the last few years construction began on Lakeview Bluffs, a combination commercial and residential development in Painesville Township, Painesville City and Fairport Harbor Village. Built on the former Diamond Shamrock Company property, which was formally declared as a Brownfield site years ago, this 1,100-acre site will be restored to a viable, and valuable, piece of property in the County. Included in the plans for this \$500 million redevelopment is a mix of single-family homes, townhouses, condominiums, a fifty to two hundred room sports resort hotel, commercial vineyard and winery, a 250-acre golf course where the holes will overlook Lake Erie, and a 350-acre nature preserve. This development will take several years before it is complete but it is hoped to become the national model for successful Brownfield redevelopment.

In the City of Willowick, construction has begun on nearly 400 condominiums and single-family homes along with a new performing arts center and an outdoor amphitheater on the Lake Erie shoreline in their community. This development requires the demolition of a portion of the Shoregate Shopping Center and the North Shore Mall to make way for the housing developments. A good portion of the retail space in these facilities had been vacant for several years, so the property is being developed for residential purposes.

In Madison Village, Comfort Suites will be constructing a new hotel at I-90 and Route 528. With more than 45,000 vehicles passing through that area on a daily basis, the site is a prime location for the 64-bed, \$3.5 million building. The all-suite, three-story hotel will feature a swimming pool, conference and board rooms, and whirlpool spa suites. Local officials hope that the hotel will also benefit businesses in the area, including the wineries, and spur future growth in the eastern end of the County.

Another commercial/residential development which commenced during 2005 is in the City of Painesville on 300 acres along State Routes 2 and 44. The site includes a residential district featuring a luxury apartment complex, townhouses, 600,000 square feet of commercial space, sixty-six acres of industrial real estate and a park.

TRANSMITTAL LETTER

The County offers a wide variety of dining opportunities from casual to exquisite. Within the last few years, many new restaurants have opened their doors in the County. The City of Willoughby has become home to several new sit-down and fast-food restaurants. Restaurant chains Eat'N Park, Cracker Barrel and Texas Roadhouse have each built new restaurants, all at the same location. The site is near the point where three major highways converge; hence it is a high traffic area that can support that many eateries. Also in Willoughby, at the site of the former Home Town Buffet, International House of Pancakes opened a new restaurant in early 2006. Also in that city, Bob Evans Restaurants demolished and rebuilt a brand new, slightly larger restaurant on the southern boundary of the city. Chipotle Mexican Food opened a new fast-food location in Willoughby at the site of a former Blockbuster Video store. In Mentor, a new Ruby Tuesday restaurant was added to the Diamond Centre complex during 2005 and a new Winking Lizard restaurant opened recently.

Industry is a vital source of income and jobs to the County. While the County has more retail commerce and small companies rather than major manufacturing companies, the County is appealing to industries because of the infrastructure, availability of water and other utilities, access to highways and a well-educated work force. According to the Cleveland based firm of Colliers International, the seven-county Northeast Ohio region is the ninth largest industrial region. About 2.0 million square feet, or 16.6 percent, of industrial space in Mentor is empty. Of that figure, more than 1.2 million square feet is taken up by three "industrial dinosaurs" which were very large industrial manufacturing facilities years ago and each of which now have over 350,000 square feet of space available. City of Mentor officials are considering the merits of designating these areas as a Foreign Trade Zone in order to provide more opportunities to utilize these vacant buildings. The City of Mentor ranks seventh in the State in the number of manufacturing establishments, growing at a time when most cities in the State are experiencing a decline.

In the last fifteen years, the County and its municipalities have been utilizing tax abatement incentives in attracting new businesses to relocate to the County or expand existing facilities within the County. Businesses that were granted abatements benefited because their property tax liability was reduced and the political subdivisions and the County as a whole also benefited because of the increase in the tax base for years to come and also because of the additional jobs generated, thereby generating additional income tax revenue for the local municipalities and some school districts. While property tax abatement still remains a viable source of retaining industrial, commercial and retail businesses in the County and encouraging new development, in recent years some Lake County municipalities have been migrating from property tax abatements to other innovative methods of securing new businesses to their locales. Programs such as "incentive grants" are based upon new payroll taxes generated from businesses relocating or expanding to local municipalities.

The City of Mentor recently utilized an "incentive grant" to entice the Avery Dennison Corporation, a Fortune 500 company with \$5.3 billion in sales, to construct its worldwide adhesive roll materials headquarters in their City. The move was necessitated because Lake Hospital System owns one of the two buildings that Avery currently occupies and the hospital

TRANSMITTAL LETTER

system needed the property to pave the way for their new facility which was discussed previously in this letter. Avery's relocation brings to Mentor a new \$50 million complex which includes a 180,000 square foot, four story office and laboratory building, a 29,000 square foot research and development facility and a 25,000 square foot pilot coater facility to act in conjunction with the research lab. The new complex, which opened in late 2006, is located on fifteen acres of land in the new 380-acre Newell Creek Preserve, a unique multi-use development of both commercial and residential properties. While the City's "incentive grant" entitles the company to discounted city income taxes for a fifteen year period, the company will be paying significant real and personal property taxes to the City and the Mentor Exempted Village School District.

The City of Mentor also used their "incentive grants" to entice Worthington Precision Metals Inc., a supplier of machined parts to the auto industry, to expand their local facility by closing a Tennessee plant and moving its operation to Mentor. The move brings fifty jobs and \$2 million in payroll to the city. Other industrial expansions in Mentor include Lincoln Electric which is building a 100,000 square foot addition to its facility and Buyers Products is adding 60,000 square feet to its headquarters.

In the City of Painesville, a 2006 business retention and expansion survey of sixteen local companies provided some very positive news to the City and its officials. The companies said they like doing business in the City because of its low electric rates, professionally run utility departments and ease of working with the city administration. Previously, in 2005, the City received a boost when Coe Manufacturing announced its plan to invest \$12.9 million to consolidate its U.S. manufacturing operations in Lake County. The company is moving its engineered wood products production line from Oregon to Painesville. In June of 2005, the Ohio Tax Credit Authority approved a sixty percent job creation tax credit that will save the company a total of \$722,000 over a seven year period. This credit helped pave the way for the company's consolidation plans, which will bring up to 146 new jobs and retain 94 existing positions in Painesville. This move by Coe, which has been located in the City of Painesville for over 150 years, will bring an additional \$11.9 million in new equipment and \$660,000 in building renovations to Painesville.

In addition to Coe's expansion, Core Systems LLC, a precision injection molder, moved their Greensboro, North Carolina facility to Painesville and Carnegie Body, a medium and heavy duty truck equipment and service distributor moved into a 26,000 square foot building in the City during 2006. While Painesville will be losing the LakeEast Hospital when their new facility is built in Concord Township, the City has seen a surge in new businesses relocating to the City. In fact, just three manufacturing buildings are vacant in the City.

Steris Corporation is one of the major industrial players in the County with its world headquarters located in the City of Mentor. The company has more than \$1 billion in operations across the globe and sales offices in seventeen countries. Steris, a provider of infection and contamination prevention systems and products, made news in the area during 2005. The company, one of the County's largest employers, used its vaporized hydrogen peroxide technology to rid a hospital and ambulances in Mississippi and Louisiana of contaminants left behind as a result of Hurricane Katrina.

TRANSMITTAL LETTER

The majority of the County's industrial facilities are in the western half of the County. However, the City of Painesville and Perry Township, which is located in the northeast area of the County, have been busy developing and promoting their own industrial parks. The first significant industrial development in Perry Township is the Wind Point Reserve Industrial Subdivision which currently is home to twenty-four businesses. This development is a joint effort between Perry Township, Perry Village and North Perry Village with the Perry School District also involved.

While supposedly in the works for several years, one very interesting development proposal was made public during 2005. A proposed ferry service between Grand River Village in Lake County and Ontario, Canada has been discussed with Village officials and its proponents. Under this proposal, ferries carrying passengers and freight would cross Lake Erie from Port Burwell in Canada and would arrive in Grand River in two and one-half hours. That would significantly reduce the time it would take trucking companies to cross the U.S.-Canadian border. This concept is still very much in its infancy stage with funding being a possible major stumbling block to it becoming a reality.

The County is very proud of its own park district, Lake Metroparks. As previously mentioned, the park district is serving the County well in providing the residents with a quality park system which is expanding annually while continuing to furnish superior recreational programs and activities. In recent years the park district has purchased or acquired additional land in a continuing effort to expand and improve the County's recreational facilities. Currently, the park district has over 7,300 acres of property and operates thirty-six facilities. The park district boasts over 2.5 million visitors to its facilities annually. One of Lake Metroparks newest additions is a canoe/kayak landing on the north side of the Grand River in Fairport Harbor Village on a 14.5 acre site.

In addition to the attractiveness of the Lake Metroparks system, the County also boasts that it is home to the Holden Arboretum, one of the largest arboreta in the United States. The Arboretum, located on 3,500 acres in the City of Kirtland, is a symbol of the beauty of Lake County and the "western reserve" region. The mission of the Holden Arboretum is to connect people with nature for inspiration and enjoyment, foster learning and promote conservation.

In recent years, the County has benefited from real estate development in other recreational-type complexes. Little Mountain Golf Course, an \$8.5 million new course on a 248-acre piece of property in Concord Township, opened in 2000 and was recently awarded a five-star rating from Golf Digest Magazine. Only seventeen courses in the United States, Canada, Mexico and the Caribbean received this highest honor. In addition to the golf course, the complex features over seventy single-family homes on one to four acre lots valued around \$500,000 each. The Reserve at Thunderhill in Madison, another highly rated course, has been enhanced with \$3 million in renovations including a new clubhouse in recent years. The City of Willoughby has plans to redesign/renovate the Gilson Park baseball fields and park area and add a "water spray" park as an alternative to the City's two public swimming pools. The County also boasts the largest in-line bowling center in the U.S. which is Freeway Lanes in the City of Wickliffe.

TRANSMITTAL LETTER

In the medical field, Lake Hospital System completed a \$10 million expansion to its LakeWest Hospital facility in the City of Willoughby during 2004. The 75,000 square foot addition features high-tech medical office space and the Center for Sports Medicine and Rehabilitation, a new state-of-the-art facility offering a broad range of services for injured athletes, surgery and stroke patients and accident victims. The new wing will also house medical office space for those physicians specializing in orthopedics, urology, ENT, dermatology and thoracic and cardiovascular medicine. Additional space was also provided for perioperative, outpatient and rehabilitation services. The project was jointly funded between the hospital system and various doctors. The addition was built with cutting-edge technology and includes infrastructure to accommodate a four-floor patient bed tower which will be built in the future. The Lake Hospital System has spent more than \$190 million on new construction and equipment system-wide since 1985. At a cost of \$3.3 million, the hospital system also added space for its emergency room and outpatient services at LakeEast Hospital in the City of Painesville. This expansion will increase the emergency room capacity from 20 to 28 beds. The expansion at LakeEast will help the hospital system keep some services at the Painesville location when it moves LakeEast to the new \$50 million complex it plans to build on a 30 acre parcel in nearby Concord Township, as previously mentioned.

Recently a national study ranked Lake Hospital System among the top five percent of hospitals in the nation for overall clinical performance and cardiac care. As a result, the hospital system received HealthGrades' 2006 Distinguished Hospital Award for Clinical Excellence and 2006 Cardiac Care Excellence Award. For the second time in three years, Lake Hospital System was named to Solucient's 100 top hospitals in the nation. Solucient recognized Lake Hospital for excellence in clinical outcomes, patient safety, operational efficiency, financial stability and growth.

Residential development in Lake County during 2006 added an additional \$218.8 million to the real estate tax base in the County. This mark exceeded the previous all-time high of \$218.0 million established in 2005. This record level, especially in a struggling economy, discloses the desirability of Lake County for homeowners. The municipalities experiencing the largest residential growth in 2006 include Concord Township (\$64 million), Painesville Township (\$24 million), the City of Painesville (\$20 million), the City of Mentor (\$18 million), the City of Kirtland (\$12 million), Madison Township (\$11 million) and the City of Willoughby Hills (\$11 million).

Unlike many of the current low economic trends in the country, new housing starts have continued to show a steady growth in Lake County communities. Some of the County's most recent and larger residential developments that were proposed, started and/or completed in 2006 are as follows:

TRANSMITTAL LETTER

Azalea Ridge: This fifty-one lot subdivision located in Perry Township will feature new single-family homes in the \$300,000 range on one-half acre lots.

Courtney Lane: Eight single-family home sites are in this subdivision in the City of Kirtland. Lots sizes are a minimum of 2 acres with lots sales beginning at \$140,000.

Crossroads at Summerwood: Located in Concord Township, this development will house twenty-five single family homes on one-acre home sites.

Echo Hills: Lot sizes in this new nineteen lot subdivision in the City of Mentor are at about one-half acre or slightly larger on this twelve acre site.

Heisley Park: This development is into its ninth phase which will bring the total count of single-family homes to 236 within the whole development. Home sales have ranged from \$225,000 to \$300,000.

Heidi Estates: This thirty-three lot subdivision located on sixteen acres on the north side of the City of Mentor, has had home sales between \$150,000 and \$250,000 on lot sizes at or near .35 acres.

Nautical Ridge Condominiums: Located in the Village of Fairport Harbor, this development will feature eighty condominium units with most averaging around \$250,000 in price.

Melrose Farms: With most lot sizes around .3 acres, this City of Willoughby development will be home to forty single-family homes.

Newell Creek Preserve: Previously known as Woodnorton, this huge development on 380 acres in the City of Mentor, will feature over five hundred single-family homes and condominiums. The unique residential and commercial development will consist of 770,000 square feet of office space and 220,000 square feet of retail space. Over fifty percent of the entire development will be undeveloped green space. Actual development of this site could span over ten years and it would be the largest single development ever in Lake County. Fully built, the project would be valued at an estimated \$250 million. As previously noted, the Avery Dennison Corporation has completed the construction of its world headquarters at this location. Holiday Retirement Corporation of Oregon recently announced plans to build a 204-suite retirement community on 12 acres within Newell Creek.

Village Glen: This Madison Village subdivision will be the location to sixty-six single-family homes on one-third acre home sites.

Whispering Pines: Twenty-one single-family homes are to be built in this subdivision in Madison Township on one-half acre lots.

TRANSMITTAL LETTER

The Woodlands: This subdivision in the City of Willoughby will contain 124 single-family homes within this forty-five acre subdivision. Appropriately named, deed restrictions require that this subdivision be developed under woodlands conservation guidelines. Phases one and two are nearly complete and construction has already begun in the third and final phase. Lot prices average \$80,000 to \$85,000 with most home sale prices around \$300,000.

Willoughby Crossing: Construction began in 2006 on the first phase of ninety-eight detached multi-family condominium units just east of the Lost Nation Golf Course in the City of Willoughby.

While the County has been benefiting from the fairly steady residential, commercial and industrial growth in recent years, there has been a concerted effort taken to preserve and protect the County's natural waterways, parks and wetlands. Lake County is unlike other areas in terms of its agricultural use. The County is blessed with unique soil and climate and, most importantly, the availability of water. As a result, the County is home to over one hundred nurseries which generate an estimated \$90 million in wholesale sales each year. Groups such as the Lake County Farmland Preservation Task Force, the Grand River Partners and the Chagrin River Watershed Partners, along with the Lake County Soil and Water Conservation District and the County Commissioners, are cognizant of the fact that the County is rich in natural beauty and they are constantly working to protect one of the County's greatest assets.

Recognizing Lake Erie's importance as a major environmental, economic and recreational resource, the County Planning Commission obtained a grant from the Ohio Department of Natural Resources, along with several private donations, to conduct a coastal feasibility study. The purpose of the study is to determine how to properly develop the County's 27 miles of Lake Erie's south shoreline and inland waterways to best serve the residents of the County, as well as all of northeastern Ohio. The study produced a record of current coastal conditions which can serve as a benchmark for future improvements and identifies land patterns and potential opportunities. It also included technical solutions for protecting beaches, bluffs and harbors. Among the potential development projects identified by the study were improvements to the Chagrin River offshore breakwaters and safe harbor access, Mentor-on-the-Lake shoreline protection and potential beach creation, improvements to Mentor Harbor and Fairport Harbor marinas, and Perry Township Park boat launch upgrade and bluff protection. A contingent of thirteen Lake County officials and civic leaders traveled to Racine, Wisconsin in July of 2005 to visit that City's recent shoreline development. The purpose of the visit was to view the site, discuss the challenges that Racine faced and the benefits that their community has received from its endeavor and how Lake County can be positively impacted by such a development.

TRANSMITTAL LETTER

Tourism in Lake County is a very important part of the local economy. With the shores of Lake Erie as its northern boundary and its close proximity to the City of Cleveland, Lake County offers a great deal in terms of recreational, cultural and historical activities. The Lake County Visitors Bureau website recorded almost 2.6 million visits last year. In 2005, visitors spent some \$505 million in Lake County. The County features annual events such as the Vintage Ohio State Wine Festival which draws 25,000 patrons, the Little Mountain Heritage Festival which attracts 10,000 visitors and 150 vendors and the Lake County PerchFest which attracts fishermen of all ages. According to a study conducted by the Lake County Community Arts and Culture Task Force, arts and culture generate \$30 million a year to the County's economy. Organizations such as the Fine Arts Association, the Rabbit Run Theater, an authentic U.S. barn theater, and the Mentor Performing Arts are among those that provide quality local entertainment as well as some national acts to its stages. Renovations have begun on the former Lyric Theater in Fairport Harbor which has been vacant since 1991. The developer's vision for the building includes a theater, a restaurant and several apartments overlooking the Grand River.

Employment fields in Lake County are very diversified, with manufacturing and trades as the two largest. The service-oriented field is becoming a more popular field each year and is now the third largest employment field in the County. In recent years, the State of Ohio has experienced a significant loss of jobs to other states and, as a result, an increase in the State's unemployment rates. However, Lake County's 2006 average unemployment rate of 4.8 percent was a decrease over the 2005 rate of 5.2 percent, which indicates that the County has fared better than other areas of the State. In comparison, the national and state 2006 average unemployment rates were at 4.6 and 5.5 percent, respectively. The employment figures are expected to be favorable in future years as the County's progression of development continues from its highly developed western borders to the rapidly growing eastern and southeastern communities.

MAJOR INITIATIVES

CURRENT YEAR:

In the last decade, the County Commissioners have taken a very pro-active approach in renovating and upgrading their government facilities. During that time span, the Commissioners have remodeled/renovated the 100-year old County Courthouse - a \$19 million project, the Juvenile Justice Center - a \$3 million project, the County Auditor and Treasurer's offices - a \$2 million project, the County Courthouse Annex building - a \$7 million project, and have built a new Misdemeanor facility for the Sheriff's department at a cost of about \$3.5 million. In addition, many other smaller scale projects have been completed. These improvements have been constructed to comply with the American with Disabilities Act and have been designed to incorporate the technological needs of the County government both now and into the future.

TRANSMITTAL LETTER

During 2006, construction began on a new dog shelter located in Perry Township in a building that previously was home to the County's Utilities Billing Department. The Dog Warden's current facility in Painesville Township is too cramped, with just thirty-two cages and not much room for the dogs to run. This new facility will provide larger cages and increase the number of cages to fifty-three, which are all "runs", which allow the dogs more area to move around. The Shelter, which is more than 11,000 square feet in size, features an energy efficient geo-thermal HVAC system, a separate vet examination room, grooming rooms and a dog park that will serve as an exercise area for the homeless dogs.

The County Commissioners, through the Lake County Department of Utilities, have been very active in water and wastewater repair projects and new installation projects. During 2006, thirty-eight utility line projects were in progress at some point during the year, the largest number of projects ongoing in any one year. These projects come on the heels of the completion of a \$37 million renovation to the Gary L. Kron Water Reclamation Facility (GLKWRF) in 2003. This expansion was necessary to meet the growing needs of the County, as new construction continues to flourish, and also to meet more stringent requirements of the federal and state Environmental Protection agencies. This capital venture, which increased the capacity of the facility from 14.2 to 20.0 million gallons per day, was financed by an Ohio Water Development Authority loan.

In addition to the utility line projects, the Department of Utilities also had four projects ongoing during 2006 regarding the solid waste landfill facility. The first project involved the installation of a final cover over a portion of the landfill, the second project was for construction of an additional cell for the landfill, the third project was for redesigning a cell within the County landfill and the final project was for remodeling of the solid waste administration facility.

In 2004, the County Auditor's Office began the real estate valuation reappraisal of all real estate properties within the County. This reappraisal, which is performed every six years and is required by state law, is designed to keep property values current with market values. The reappraisal project, which was conducted by an appraisal firm from Hudson, Ohio, updated the County appraisal records for any improvements, additions or devaluations. Fieldwork commenced in the summer of 2004, continued through 2005, and was completed in early 2006. This project required personal visits from representatives of the appraisal firm to all 106,000 parcels in the County to update all real estate data regarding the land and any buildings located on the parcel(s).

All data was compiled and analyzed to produce the new real estate valuation tax base for tax year 2006, which is payable in calendar year 2007. In late 2008, the Auditor's Office will begin preparing for the 2009 triennial update, which is an update of valuations based on sales.

TRANSMITTAL LETTER

FUTURE PROJECTS:

As shown in the financial statements of this report, the criminal justice system and public safety functions of the County government consume a large portion of the General Fund budget. As previously disclosed, the majority of capital improvement projects in recent years have been for improvements and/or additions to court buildings and other judicial system offices. Since the primary office and administration buildings in the County government have been renovated in the last decade, it is anticipated that there will be few major renovation projects in the immediate future. Most of the projects scheduled for the next few years will be re-roofing projects with the largest being the Job and Family Services Building which is estimated at \$0.5 million. The Commissioners are considering constructing a new garage to service the County vehicles but a decision on this is not considered to be imminent.

Lake County was previously approved for \$100,000 in funding for a State Route 2 (SR-2) Major Investment Study (MIS). The study was performed in consideration of increased expenses for maintaining SR-2 and the growing traffic congestion. The mission of the study was to “develop a plan to meet the future transportation needs of the State Route 2 Corridor for Lake County and the region”. The average daily traffic on this important County corridor has increased from about 29,000 in 1955 to approximately 79,000 on the east end portion and 93,000 on the western half of the highway. As a result of the study, over \$100 million in funding has been budgeted by the State of Ohio to perform asphalt overlays of SR-2 in Lake County. The project will be divided into two major sections, the first being the portion of the roadway from the western county line to Vine Street in Eastlake and the second being from Vine Street to the City of Painesville boundary line. This project, which is the largest transportation project in the history of Lake County, began in early 2007 and these repairs are expected to last ten to fifteen years.

The County Commissioners hired the Cleveland State University’s College of Urban Affairs to conduct a study of Lake County emergency services needs. The study assessed emergency needs such as equipment, manpower for SWAT teams, police and fire departments. The study focused on the feasibility of consolidating as many as eight emergency services including police SWAT teams, hazardous material cleanup units, bomb squads, dive/water rescue teams, fire investigation, marine patrol and K-9 teams. Lake County is the first area county to consider such consolidation due to its status as home to the Perry Nuclear Power Plant. According to the County’s Emergency Management Agency Director, the idea behind the project is to determine if there is a way to consolidate or streamline services. A portion of the study has been paid for from Homeland Security funding.

TRANSMITTAL LETTER

A significant decision was made in early 2007 by the County Commissioners and that was to create the “Lake County Port Authority”. The new port authority, which will become a separate political subdivision, will encompass the entire county excluding the territories of the individual port authorities in Eastlake, Fairport Harbor, Grand River and Mentor. Officials have stated that a county port authority can attract more federal funding for larger projects and become an economic tool in generating business and jobs for the County as a whole. This move coincides with the County’s coastal development plan that was previously discussed.

As evident by the magnitude of some of the projects taken on in recent years, it is apparent that the County is taking a pro-active approach in keeping up with the changing times and it is continuously working to ensure that the County’s buildings and infrastructure are maintained and functioning as well as possible. The improvements to the County’s buildings in the last decade should provide the county government, and the residents it serves, with quality, accessible and technological enhanced facilities which should meet their needs for many years to come. The ultimate goal of these changes is to better serve and protect the public. The County Commissioners plan to continue this approach in the future, while carefully monitoring the County’s finances when undertaking future projects.

FINANCIAL INFORMATION

ACCOUNTING SYSTEM AND BUDGETARY CONTROLS

The County's day-to-day accounting and budgetary records are maintained on a basis of accounting other than Generally Accepted Accounting Principles (GAAP). For financial reporting purposes, the accounting records are converted to the modified and full accrual basis for all applicable funds. A further discussion of the two basis of accounting can be found in Note B to the financial statements and their reconciliation can be found in Note D.

The Board of County Commissioners establishes budgetary appropriations for the operation of the County’s departments through the adoption of the annual appropriation resolution. Budgetary control is facilitated through the maintenance of an encumbrance system for purchase orders and through the use of the County's financial accounting system.

The County maintains budgetary control within an organizational unit and fund by not permitting expenditures and encumbrances to exceed appropriations. Administrative control is maintained through the establishment of object code line item budgets. Funds appropriated may not be expended for purposes other than those designated in the appropriation resolution.

The budgetary process does not include annual budgeting for certain grant funds because appropriations are made on a multi-year basis. The budgetary controls are on a project basis and, therefore, comparisons with annual appropriated funds do not provide meaningful data and are not presented.

TRANSMITTAL LETTER

INTERNAL CONTROLS

The County's internal controls are reviewed annually as a part of an independent audit. In developing and revising the County's accounting and reporting control system, consideration is given to the adequacy of internal controls to provide reasonable but not absolute assurance regarding:

- The safeguarding of assets against loss from unauthorized use or disposition, and
- The reliability of financial records for preparing financial statements and maintaining accountability for assets.

The concept of reasonable assurance recognizes that:

- The cost of a control should not exceed the benefits likely to be derived, and
- The evaluation of costs and benefits requires estimates and judgments by management.

County management believes that internal controls adequately meet the above objectives.

FINANCIAL CONDITION

The County has prepared financial statements following GASB Statement No. 34, "Basic Financial Statements – and Management's Discussion and Analysis – for State and Local Governments". GASB 34 creates new basic financial statements for reporting on the County's financial activities as follows:

Government wide financial statements: These statements are prepared on an accrual basis of accounting, which is similar to the basis of accounting followed by businesses. The government wide statements distinguish between those activities of the County that are governmental and those that are considered business-type activities.

Fund financial statements: These statements present information for individual major funds rather than by fund type. Nonmajor funds are presented in total in one column. Governmental funds use the modified accrual basis of accounting and include a reconciliation to the governmental activities accrual information presented in the government wide financial statements. Proprietary and fiduciary funds use the accrual basis of accounting.

Statement of budgetary comparisons: These statements present comparisons of actual information to the legally adopted budget. The budgetary basis, as provided by law, is based upon accounting for certain transactions on a basis of cash receipts, disbursements and encumbrances.

TRANSMITTAL LETTER

As part of this new reporting model, management is responsible for preparing Management's Discussion and Analysis of the County. The discussion follows the Independent Accountants' Report, providing an assessment of the County's finances for 2006. Because that discussion focuses on major funds, other nonmajor funds are discussed briefly in this letter.

Financial Highlights – Internal Service Fund

The Internal Service funds are comprised of the operations of the Central Purchasing, Mailroom and Garage departments and the Prescription and Dental Self-Insurance programs. For the year ended December 31, 2006, these funds had a decrease in net assets of \$22,742 and total net assets of \$793,717.

Financial Highlights – Fiduciary Fund

Fiduciary funds account for assets held by Lake County in a trustee capacity as an agent for individuals, private organizations, and/or other governmental units. The fiduciary funds the County maintains are agency funds and, at year-end, the assets totaled \$340,964,868. The County uses agency funds to receive and distribute taxes and state levied revenues for all local governments within the County. Also included in the agency funds are the Lake County District Board of Health and the Lake County Soil and Water Conservation District.

CASH MANAGEMENT

The County Treasurer utilizes cash management and forecasting techniques and procedures to provide for efficient and optimal use of the County's cash resources as permitted by applicable State of Ohio law. Among the County's many investments, Lake County participates in the State Treasurer's Investment Pool of Ohio (STAROhio). The statewide investment pool was established in January of 1986, for governmental entities in Ohio and is administered by the Treasurer of the State of Ohio. In addition to STAROhio, the Treasurer invests in short-term certificates of deposit, U.S. government backed obligations and high-grade commercial paper.

Cash resources of a majority of individual funds are combined to form a pool of cash and investments to maximize possible returns and are managed by the County Treasurer. Certain monies of the County's agency funds are deposited and maintained in segregated bank accounts. Investment income is allocated to the General Fund and other qualifying funds as prescribed by Ohio law. Investment income for all County funds during 2006 was approximately \$9 million.

TRANSMITTAL LETTER

RISK MANAGEMENT

The County maintains all comprehensive coverage from private carriers. Coverage is maintained for property, general liability and elected officials. Insurance premiums paid to private carriers for property and liability coverage during 2006 amounted to \$0.9 million. Coverage is also purchased from private carriers for health benefits for all County employees. In 2000, the County Commissioners implemented a new self-insurance program for medical prescription coverage for all County employees and implemented a similar program for dental coverage in 2004. For both programs, the employees pay a minimal variable co-payment, depending on the type of prescription, and the County pays the remainder of the prescription charge. These self-insurance programs are saving the County money as compared to the traditional coverage from private carriers that the County always had in years past.

INDEPENDENT AUDIT

Included in this report is an unqualified audit opinion rendered on the County's financial statements as of December 31, 2006, by our independent auditor, the Auditor of the State of Ohio. In addition to meeting the requirements set forth in State statutes, the audit was also designed to meet the requirements of the Single Audit Act Amendments of 1996. County management plans to continue to subject the financial statements to an annual independent audit as part of the preparation of this CAFR. An annual audit serves to maintain and strengthen the County's accounting and budgetary controls.

OTHER INFORMATION

Lake County participates in the Federal "Single-Audit" program, which consists of a single audit of all federal and federal pass-through funded programs administered by the County. The Single Audit is conducted under the guidelines established by the Single Audit Act of 1984, as amended by the Single Audit Act amendments of July of 1996, and U.S. Office of Management and Budget Circular A-133, Audits of State and Local Governments.

As a requirement for continued federal funding eligibility, congressional legislation has made participation in the single audit program mandatory for a majority of local governments, including Lake County. Information related to this single audit, including the schedule of federal financial assistance, findings and recommendations and the auditor's reports on the internal control structure and compliance with applicable laws and regulations, is included in the single audit section of the State Auditor's report.

GFOA CERTIFICATE OF ACHIEVEMENT

The Government Finance Officers Association of the United States and Canada (GFOA) awarded a Certificate of Achievement for Excellence in Financial Reporting to Lake County for its Comprehensive Annual Financial Report (CAFR) for the fiscal year ended December 31, 2005.

TRANSMITTAL LETTER

In order to be awarded a Certificate of Achievement, a government unit must publish an easily readable and efficiently organized CAFR, whose contents conform to program standards. Such reports must satisfy both Generally Accepted Accounting Principles and applicable legal requirements. A Certificate of Achievement is valid for a period of one year only. Lake County has received a Certificate of Achievement for the last eighteen consecutive years. We believe our current report continues to conform to the Certificate of Achievement Program requirements and we are submitting it to the GFOA.

ACKNOWLEDGEMENTS

The preparation of a financial document of this magnitude is the result of the combined efforts of a number of dedicated individuals who deserve recognition for their efforts. Two individuals who contributed mightily to the preparation of this report are Linda Sandberg, Administrative Secretary to the Auditor and Marie Vanjo, Fiscal Controller of the Department of Utilities. Linda's responsibilities on this project included word processing of the report, technical review of the report, compilation of certain data for the statistical section, and preparation of interdepartmental correspondence. The operations of the Department of Utilities comprise the financial data presented in the Enterprise Funds statements of this report. Marie is responsible for the collection and compilation of much of the data that comprises those statements. I sincerely appreciate the individual contributions of Linda and Marie and their dedication to this project.

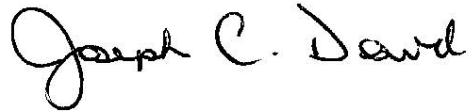
In addition, I would like to acknowledge the efforts of the entire staff of the Auditor's office for their contributions to this report. Special thanks are extended to Linda Beck, Diane Heintz and Barb Hogle of the Auditor's Office, Kim Myers of the Lake County Information Technology Department and Michael Matas, the County's Budget Director for their periodic assistance and their contributions to this project.

I would also like to recognize Lake County Treasurer John Crocker and his staff for their cooperation and continued assistance. Special thanks are also due to County Administrator Kenneth Gauntner for his contributions to this transmittal letter, as well as other departmental personnel for their contributions.

TRANSMITTAL LETTER

Lastly, I would also like to thank all of the elected officials, department heads and their staffs for their assistance and cooperation in this project. On behalf of the County Auditor, I ask for their continued support in this project and in the Auditor's efforts towards continuing sound financial management for Lake County.

Sincerely,

A handwritten signature in black ink that reads "Joseph C. Dowd". The signature is written in a cursive style with a large, looping initial "J".

Joseph C. Dowd
Chief Deputy Auditor/
Manager of Financial Reporting
Lake County Auditor's Office

Certificate of Achievement for Excellence in Financial Reporting

Presented to

Lake County
Ohio

For its Comprehensive Annual
Financial Report
for the Fiscal Year Ended
December 31, 2005

A Certificate of Achievement for Excellence in Financial Reporting is presented by the Government Finance Officers Association of the United States and Canada to government units and public employee retirement systems whose comprehensive annual financial reports (CAFRs) achieve the highest standards in government accounting and financial reporting.



President

Executive Director

LAKE COUNTY, OHIO

ELECTED OFFICIALS AT DECEMBER 31, 2006

BOARD OF COUNTY COMMISSIONERS

Daniel P. Troy	President
Robert E. Aufuldish	Commissioner
Raymond E. Sines	Commissioner

OTHER ELECTED OFFICIALS

Edward H. Zupancic	Auditor
Lynne L. Mazeika	Clerk of Courts
Dr. Salvatore Rizzo	Coroner
James R. Gills	Engineer
Charles E. Coulson	Prosecutor
Frank A. Suponcic	Recorder
Daniel A. Dunlap	Sheriff
John S. Crocker	Treasurer

COMMON PLEAS COURT JUDGES

GENERAL DIVISION

Honorable Richard L. Collins	Judge
Honorable Vincent A. Culotta	Judge
Honorable Eugene A. Lucci	Judge
Honorable Paul H. Mitrovich	Judge

DOMESTIC RELATIONS DIVISION

Honorable Colleen A. Falkowski	Judge
--------------------------------	-------

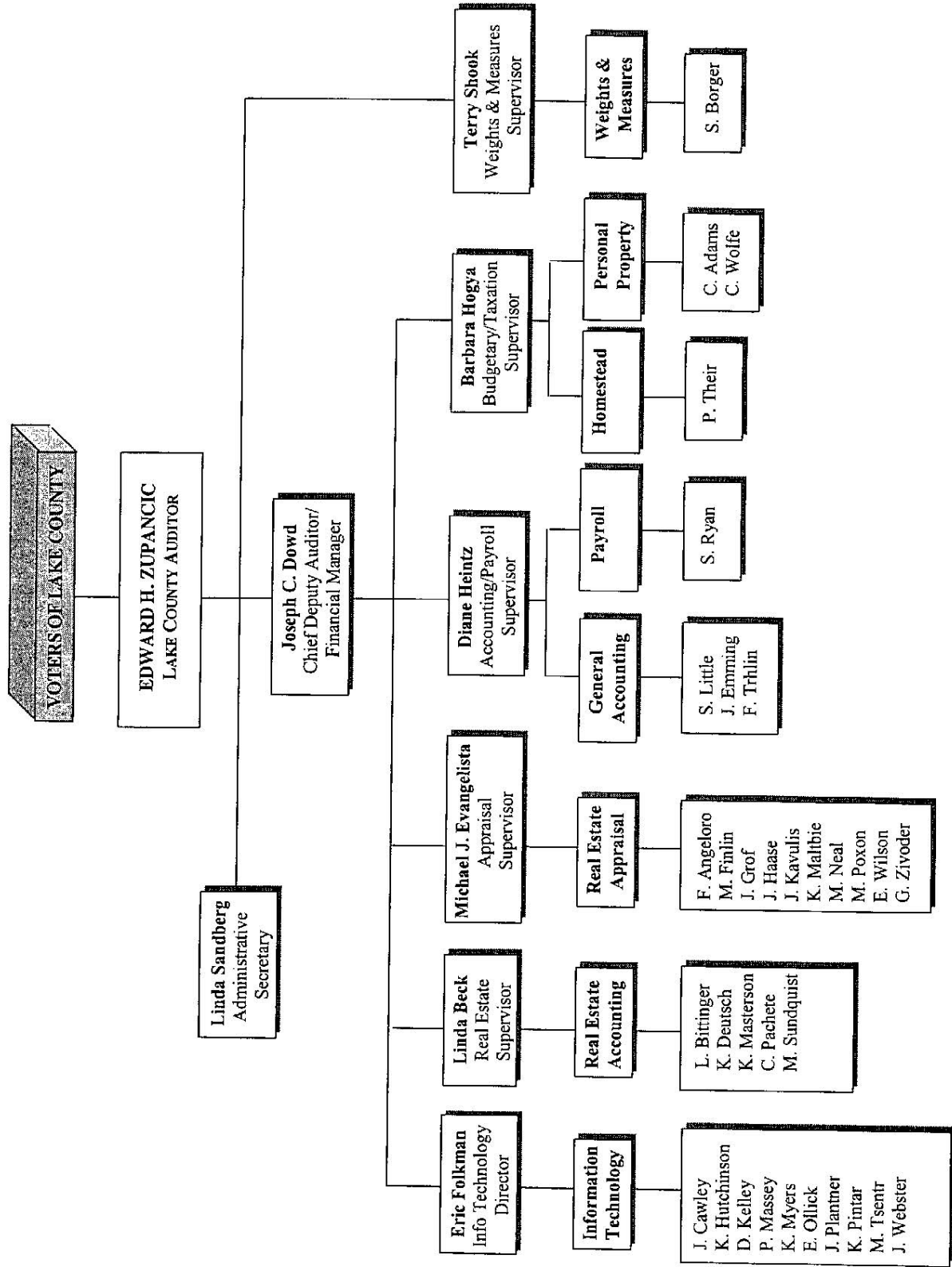
JUVENILE DIVISION

Honorable William W. Weaver	Judge
-----------------------------	-------

PROBATE DIVISION

Honorable Ted Klammer	Judge
-----------------------	-------

**ORGANIZATIONAL CHART
LAKE COUNTY AUDITOR'S OFFICE**



(THIS PAGE LEFT BLANK INTENTIONALLY)



Mary Taylor, CPA

Auditor of State

INDEPENDENT ACCOUNTANTS' REPORT

Lake County
105 Main Street
Painesville, Ohio 44077

To the Board of County Commissioners:

We have audited the accompanying financial statements of the governmental activities, the business-type activities, the discretely presented component unit, each major fund, and the aggregate remaining fund information of Lake County, Ohio (the County), as of and for the year ended December 31, 2006, which collectively comprise the County's basic financial statements as listed in the table of contents. These financial statements are the responsibility of the County's management. Our responsibility is to express opinions on these financial statements based on our audit. We did not audit the financial statements of the Deepwood Industries Incorporated (the Workshop), the County's discretely presented component unit. Other auditors audited those financial statements. They have furnished their report thereon to us and we base our opinion, insofar as it relates to the amounts included for Deepwood Industries Incorporated on the report of the other auditors.

We conducted our audit in accordance with auditing standards generally accepted in the United States of America and the standards applicable to financial audits contained in *Government Auditing Standards*, issued by the Comptroller General of the United States. Those standards require that we plan and perform the audit to reasonably assure whether the financial statements are free of material misstatement. An audit includes examining, on a test basis, evidence supporting the amounts and disclosures in the financial statements. An audit also includes assessing the accounting principles used and significant estimates made by management, as well as evaluating the overall financial statement presentation. We believe our audit and the report of the other auditors provides a reasonable basis for our opinions.

In our opinion, based on our audit and the report of the other auditors, the financial statements referred to above present fairly, in all material respects, the respective financial position of the governmental activities, the business-type activities, the discretely presented component unit, each major fund, and the aggregate remaining fund information of Lake County, Ohio, as of December 31, 2006, and the respective changes in financial position and where applicable, cash flows, thereof and the respective budgetary comparisons for the General, MR&DD Board and ADAMHS Board Funds for the year then ended in conformity with accounting principles generally accepted in the United States of America.

In accordance with *Government Auditing Standards*, we have also issued our report dated June 21, 2007, on our consideration of the County's internal control over financial reporting and our tests of its compliance with certain provisions of laws, regulations, contracts and grant agreements and other matters. While we did not opine on the internal control over financial reporting or on compliance, that report describes the scope of our testing of internal control over financial reporting and compliance and the results of that testing. That report is an integral part of an audit performed in accordance with *Government Auditing Standards*. You should read it in conjunction with this report in assessing the results of our audit.

Lausche Building / 615 Superior Ave., NW / Twelfth Floor / Cleveland, OH 44113-1801
Telephone: (216) 787-3665 (800) 626-2297 Fax: (216) 787-3361
www.auditor.state.oh.us

Management's Discussion's and Analysis is not a required part of the basic financial statements but is supplementary information accounting principles generally accepted in the United States of America requires. We have applied certain limited procedures, consisting principally of inquiries of management regarding the methods of measuring and presenting the required supplementary information. However, we did not audit the information and express no opinion on it.

We conducted our audit to opine on the financial statements that collectively comprise the County's basic financial statements. The introductory section, combining and individual nonmajor fund statements and schedules and statistical tables provide additional information and are not a required part of the basic financial statements. We subjected the combining and individual nonmajor fund statements and schedules to the auditing procedures applied in the audit of the basic financial statements. In our opinion, this information is fairly stated in all material respects in relation to the basic financial statements taken as a whole. We did not subject the introductory section and statistical tables to the auditing procedures applied in the audit of the basic financial statements and, accordingly, we express no opinion on them.



Mary Taylor, CPA
Auditor of State

June 21, 2007

Lake County, Ohio

*Management's Discussion and Analysis
For the Year Ended December 31, 2006
Unaudited*

The discussion and analysis of Lake County's financial performance provides an overall review of the County's financial activities for the year ended December 31, 2006. The intent of this discussion and analysis is to look at the County's financial performance as a whole; readers should also review the transmittal letter, the basic financial statements and the notes to the basic financial statements to enhance their understanding of the County's financial performance.

Financial Highlights

Key financial highlights for 2006 are as follows:

In total, net assets increased \$17,574,405. Net assets of governmental activities increased \$10,055,636, which represents a 3.9 percent increase from 2005. Net assets of business-type activities increased \$7,518,769 or 4.8 percent from 2005.

General revenues accounted for \$91,988,153 in revenue or 39.2 percent of all revenues. Program specific revenues in the form of charges for services, grants and contributions accounted for \$142,819,915 or 60.8 percent of total revenues of \$234,808,068.

Total assets of governmental activities increased by \$12,015,666 and capital assets decreased by \$2,957,619.

The County had \$180,256,830 in expenses related to governmental activities; only \$98,922,478 of these expenses were offset by program specific charges for services, grants or contributions. General revenues of \$91,389,988 were adequate to provide for these programs.

The total of the County's long-term and short-term debt decreased by \$8,402,773 during 2006.

Using this Comprehensive Annual Financial Report (CAFR)

This annual report consists of a series of financial statements and notes to those statements. These statements are organized so the reader can understand Lake County as a financial whole, an entire operating entity. The statements then proceed to provide an increasingly detailed look at specific financial activities.

Lake County, Ohio

*Management's Discussion and Analysis
For the Year Ended December 31, 2006
Unaudited*

The *Statement of Net Assets* (pg. 51) and *Statement of Activities* (pgs. 52-53) provide information about the activities of the whole County, presenting both an aggregate view of the County's finances and a longer-term view of those finances. Fund financial statements provide the next level of detail. For governmental funds, these statements tell how services were financed in the short-term as well as what dollars remain for future spending. The fund financial statements also look at the County's most significant funds with all other nonmajor funds presented in total in one column. In the case of Lake County, the general fund is the most significant fund.

Reporting the County as a Whole

Statement of Net Assets and the Statement of Activities

While this document contains information about the funds used by the County to provide services to our citizens, the view of the County as a whole looks at all financial transactions and asks the question, "How did we do financially during 2006?" The Statement of Net Assets and the Statement of Activities answers this question. These statements include all assets and liabilities using the accrual basis of accounting, which is similar to the accounting used by the private sector companies. This basis of accounting takes into account all of the current year's revenues and expenses regardless of when the cash is received or paid.

These two statements report the County's net assets and the change in those assets. This change in net assets is important because it tells the reader whether, for the County as a whole, the financial position of the County has improved or diminished. However, in evaluating the overall position of the County, non-financial information such as changes in the County's tax base and the condition of County capital assets will also need to be evaluated.

In the Statement of Net Assets and the Statement of Activities, the County is divided into three kinds of activities:

- **Governmental Activities** – Most of the County's programs and services are reported here including general government, judicial and public safety, public works, human services, health and community and economic development and all departments with the exception of our Water, Wastewater and Solid Waste funds.
- **Business-Type Activities** – These services have a charge based upon the amount of usage. The County charges fees to recoup the cost of the entire operation of our Water, Wastewater and Solid Waste Districts as well as all capital expenses associated with these facilities.

Lake County, Ohio

*Management's Discussion and Analysis
For the Year Ended December 31, 2006
Unaudited*

- Component Unit – The County includes financial data of Deepwood Industries, Inc. (the Workshop). The Workshop is a legally separate, non-profit organization served by a self-appointing board of trustees. The Workshop, under a contractual agreement with the Lake County Board of Mental Retardation, provides a comprehensive program of services, including employment for mentally retarded and developmentally disabled citizens. The component unit is separate and may buy, sell, lease and mortgage property in their own name and can sue or be sued in their own name.

Reporting on the County's Most Significant Funds

Fund Financial Statements

A fund is a grouping of related accounts that is used to maintain control over resources that have been segregated for specific activities or objectives. The County, like other state and local governments, uses fund accounting to ensure and demonstrate compliance with finance-related legal requirements. All of the funds of the County can be divided into three categories: governmental funds, proprietary funds, and fiduciary funds.

Fund financial reports provide detailed information about the County's major funds. The County uses many funds to account for a multitude of financial transactions. However, these fund financial statements focus on the County's most significant funds. The County's major governmental funds are the General Fund, the Mental Retardation and Developmental Disabilities Board Fund (MR & DD Board), the Alcohol, Drug Addiction and Mental Health Services Board Fund (ADAMHS Board) and the Special Assessment Debt Service Fund.

Governmental Funds: Governmental funds are used to account for essentially the same functions reported as governmental activities in the government-wide financial statements. However, unlike the government-wide financial statements, governmental fund financial statements focus on current sources and uses of spendable resources, as well as on balances of spendable resources available at the end of the fiscal year. Such information may be useful in evaluating a government's near-term financing requirements.

Because the focus of governmental funds is narrower than that of the government-wide financial statements, it is useful to compare the information presented for the governmental funds with similar information presented for governmental activities in the government-wide financial statements. By doing so, readers may better understand the long-term impact of the government's near-term financing decisions. Both the governmental funds balance sheet and the governmental funds statement of revenues, expenditures and changes in fund balances

Lake County, Ohio

*Management's Discussion and Analysis
For the Year Ended December 31, 2006
Unaudited*

provide a reconciliation to facilitate this comparison between governmental funds and governmental activities.

The County maintains a multitude of individual governmental funds. Information is presented separately in the governmental fund balance sheet and in the governmental statement of revenues, expenditures and changes in fund balances for the major funds, which were identified earlier. Data from the other governmental funds are combined into a single, aggregated presentation. Individual fund data for each of these nonmajor governmental funds is provided in the form of combining statements elsewhere in this report. The governmental fund financial statements can be found on pages 54-60 of this report.

Proprietary Funds: The County maintains two different types of proprietary funds. Enterprise funds are used to report the same functions presented as business-type activities in the government-wide financial statements. The County uses enterprise funds to account for its Water, Wastewater and Solid Waste operations.

Internal service funds are an accounting device used to accumulate and allocate costs internally among the County's various functions. The County uses internal service funds to account for its central purchasing, mailroom, and vehicle maintenance departments as well as for its self-insurance programs for prescription and dental coverage. Because these services predominantly benefit governmental rather than business-type functions, they have been included with governmental activities in the County-wide financial statements. The proprietary fund financial statements can be found on pages 61-65 of this report.

Fiduciary Funds: Fiduciary funds are used to account for resources held for the benefit of parties outside the County. Fiduciary funds are not reflected in the government-wide financial statements because the resources of those funds are not available to support the County's own programs. The accounting used for fiduciary funds is much like that of the proprietary funds. The County's fiduciary funds are agency funds and the fiduciary fund financial statement can be found on page 66 of this report.

Notes to the Financial Statements: The notes provide additional information that is essential to a full understanding of the data provided in the government-wide and fund financial statements. The notes to the financial statements can be found on pages 67-118 of this report.

Other Information: In addition to the basic financial statements and accompanying notes, this report also presents combining and individual fund statements and schedules which can be found on pages 120-269 of this report.

Lake County, Ohio

*Management's Discussion and Analysis
For the Year Ended December 31, 2006
Unaudited*

Government-wide Financial Analysis

The following table provides a summary of the County's net assets for 2006 compared to 2005:

Table 1
Net Assets

	Governmental Activities		Business-Type Activities		Total	
	2006	2005	2006	(reclassified) 2005	2006	(reclassified) 2005
Assets						
Current and Other Assets	\$ 181,126,383	\$ 166,153,098	\$ 41,574,045	\$ 42,589,838	\$ 222,700,428	\$ 208,742,936
Capital Assets	<u>181,930,722</u>	<u>184,888,341</u>	<u>194,516,023</u>	<u>193,927,377</u>	<u>376,446,745</u>	<u>378,815,718</u>
Total Assets	<u>363,057,105</u>	<u>351,041,439</u>	<u>236,090,068</u>	<u>236,517,215</u>	<u>599,147,173</u>	<u>587,558,654</u>
Liabilities						
Long Term Liabilities	43,432,995	46,097,140	64,957,598	73,214,223	108,390,593	119,311,363
Other Liabilities	<u>50,729,291</u>	<u>46,105,116</u>	<u>7,009,533</u>	<u>6,698,824</u>	<u>57,738,824</u>	<u>52,803,940</u>
Total Liabilities	<u>94,162,286</u>	<u>92,202,256</u>	<u>71,967,131</u>	<u>79,913,047</u>	<u>166,129,417</u>	<u>172,115,303</u>
Net Assets						
Invested in Capital Assets, Net of Related Debt	155,288,730	157,613,841	137,571,406	129,038,397	292,860,136	286,652,238
Restricted for:						
Debt Service	1,136,840	2,171,065			1,136,840	2,171,065
Capital Projects	11,497,869	6,818,407			11,497,869	6,818,407
Other Purposes	65,454,772	62,540,565			65,454,772	62,540,565
Unrestricted	<u>35,516,608</u>	<u>29,695,305</u>	<u>26,551,531</u>	<u>27,565,771</u>	<u>62,068,139</u>	<u>57,261,076</u>
Total Net Assets	<u>\$ 268,894,819</u>	<u>\$ 258,839,183</u>	<u>\$ 164,122,937</u>	<u>\$ 156,604,168</u>	<u>\$ 433,017,756</u>	<u>\$ 415,443,351</u>

As noted earlier, net assets may serve over time as a useful indicator of a government's financial position. In the case of the County, assets exceeded liabilities by \$433,017,756 (\$268,894,819 in governmental activities and \$164,122,937 in business type activities) as of December 31, 2006.

Lake County, Ohio

*Management's Discussion and Analysis
For the Year Ended December 31, 2006
Unaudited*

A large portion of the County's net assets (67.7 percent) reflect its investment in capital assets (e.g., land, building, infrastructure and machinery and equipment), less any related debt used to acquire those assets that is still outstanding. The County uses these capital assets to provide services to citizens; consequently, these assets are not available for future spending. Although the County's investment in its capital assets is reported net of related debt, it should be noted that the resources needed to repay this debt must be provided from other sources, since capital assets themselves cannot be used to pay these liabilities. The County reclassified net assets for business-type activities at December 31, 2005. A long-term liability for landfill closure and post-closure costs in the amount of \$8,449,619, which was included in the calculation of "Invested in Capital Assets, Net of Related Debt" for business-type activities, was determined to be an incorrect representation according to the requirements of GASB Statement No. 34. This reclassification resulted in an increase "Invested in Capital Assets, Net of Related Debt" for business-type activities and a reduction in "Unrestricted Net Assets" by the same amount. This reclassification had no effect on "Net Assets" at December 31, 2005.

An additional portion of net assets, \$78,089,481 (18.0 percent), represent resources that are subject to external restriction on how they may be used. The remaining balance of \$62,068,139 (14.3 percent), of unrestricted net assets may be used to meet the County's ongoing obligations to citizens and creditors.

As of December 31, 2006, the County is able to report positive balances in all three categories of net assets, both for the County as a whole, as well as for its separate governmental and business-type activities. The County also reported positive balances in all categories of net assets in 2005.

Total assets increased \$11,588,519, which represented a 2.0 percent increase over 2005, primarily due to a \$11.4 million increase in equity in pooled cash and cash equivalents.

Table 2 shows the changes in net assets for the year ended December 31, 2006.

Lake County, Ohio

Management's Discussion and Analysis For the Year Ended December 31, 2006 Unaudited

Table 2

Changes in Net Assets

	Governmental Activities		Business-Type Activities		Total	
	2006	2005	2006	2005	2006	2005
Program Revenues:						
Charges for Services	\$20,167,816	\$20,801,352	\$39,345,238	\$40,471,511	\$59,513,054	\$61,272,863
Operating Grants and Contributions	71,491,014	62,317,026	0	0	71,491,014	62,317,026
Capital Grant and Contributions	7,263,648	7,614,603	4,552,199	6,956,067	11,815,847	14,570,670
<i>Total Program Revenues</i>	<u>98,922,478</u>	<u>90,732,981</u>	<u>43,897,437</u>	<u>47,427,578</u>	<u>142,819,915</u>	<u>138,160,559</u>
General Revenues:						
Property Taxes	47,230,759	46,669,133	0	0	47,230,759	46,669,133
Sales Tax	15,689,514	15,042,510	0	0	15,689,514	15,042,510
Conveyance Tax	4,799,210	4,559,473	0	0	4,799,210	4,559,473
Lodging Tax	830,471	811,030	0	0	830,471	811,030
Grants and Entitlements						
not Restricted	3,534,620	3,463,242	0	0	3,534,620	3,463,242
Interest	8,958,343	5,223,503	31,347	26,094	8,989,690	5,249,597
Transfers	50,000		(50,000)		0	0
Miscellaneous	10,297,071	8,241,861	616,818	1,010,183	10,913,889	9,252,044
<i>Total General Revenues</i>	<u>91,389,988</u>	<u>84,010,752</u>	<u>598,165</u>	<u>1,036,277</u>	<u>91,988,153</u>	<u>85,047,029</u>
<i>Total Revenues</i>	<u>190,312,466</u>	<u>174,743,733</u>	<u>44,495,602</u>	<u>48,463,855</u>	<u>234,808,068</u>	<u>223,207,588</u>
Program Expenses						
General Government	18,408,426	18,569,413	0	0	18,408,426	18,569,413
Judicial and Public Safety	47,432,303	43,293,529	0	0	47,432,303	43,293,529
Public Works	13,567,033	15,162,087	0	0	13,567,033	15,162,087
Human Services	71,951,431	68,755,936	0	0	71,951,431	68,755,936
Health	23,841,060	20,273,419	0	0	23,841,060	20,273,419
Community & Econ. Development	3,314,613	3,968,216	0	0	3,314,613	3,968,216
Interest and Fiscal Charges	1,741,964	1,688,981	0	0	1,741,964	1,688,981
Water District	0	0	13,873,701	13,570,919	13,873,701	13,570,919
Wastewater District	0	0	16,898,257	15,915,675	16,898,257	15,915,675
Solid Waste District	0	0	6,204,875	6,775,473	6,204,875	6,775,473
<i>Total Program Expenses</i>	<u>180,256,830</u>	<u>171,711,581</u>	<u>36,976,833</u>	<u>36,262,067</u>	<u>217,233,663</u>	<u>207,973,648</u>
Change in Net Assets	10,055,636	3,032,152	7,518,769	12,201,788	17,574,405	15,233,940
Net Assets - January 1	<u>258,839,183</u>	<u>255,807,031</u>	<u>156,604,168</u>	<u>144,402,380</u>	<u>415,443,351</u>	<u>400,209,411</u>
Net Assets - December 31	<u>\$268,894,819</u>	<u>\$258,839,183</u>	<u>\$164,122,937</u>	<u>\$156,604,168</u>	<u>\$433,017,756</u>	<u>\$415,443,351</u>

Lake County, Ohio

*Management's Discussion and Analysis
For the Year Ended December 31, 2006
Unaudited*

The human services program accounts for \$71,951,431 of expenses out of \$180,256,830 total expenses for governmental activities, or 39.9 percent of that total. Of the total \$180,256,830 in governmental activities expenses, \$20,167,816 was covered by direct charges to users of the services. A significant portion of those charges are for fees charged for the collection of property taxes throughout the County, fines and forfeitures related to judicial activity, licenses and permits associated with building inspectors, recording fees for deeds and title fees. Judicial and public safety charges for services include fees for prisoner housing and fines and forfeitures related to judicial activity. Human service charges for services include those provided to clients of the Mental Retardation and Developmental Disabilities Board and the Childrens Services Fund. Motor vehicle license fees comprise the majority of public works charges. Expenses of the public works program decreased by \$1.6 million in 2006 primarily due to decreases in capital improvements related to county roads and bridges infrastructure. The judicial and public safety program experienced a \$4.1 million increase in expenses primarily due to increases in operational costs of the county detention facilities and the court system. The health program experienced a 17.6 percent increase in expenditures due in 2006, as compared to 2005 primarily due to \$1.8 million in additional expenditures for the Alcohol, Drug Addiction and Mental Health Services Board which is funded by federal and state grants.

Additional revenues provided by the State and Federal governments of \$71,491,014 include operating subsidies primarily for the Mental Retardation and Developmental Disabilities Board, the Alcohol, Drug Addiction and Mental Health Services Board and the Job and Family Services Department. Operating grants and contributions increased from \$62.3 million in 2005 to \$71.5 million in 2006 primarily from the two funds referenced above. Property taxes increased slightly by \$0.6 million or 1.2 percent as compared to 2005 primarily due to new construction and conveyance taxes increased by 5.3 percent. The increases in both of these revenue sources reflect a housing market in Lake County which, while slowed down from its peak a few years ago, is still growing annually. The largest percentage growth in revenue sources in 2006 was in interest revenue which increased from 5.2 million in 2005 to 9.0 million in 2006, a 71.2 percent increase. This reflects the nationwide increase in investment interest rates as the country began to recover from the economic downturn experienced in recent years. Charges for services to users in the business-type activities amounted to \$39,345,238 and an additional \$4,552,199 was received during the year for grants and contributions for capital expenses.

Financial Analysis of the Government's Funds

As noted earlier, the County uses fund accounting to ensure and demonstrate compliance with finance-related legal requirements.

Lake County, Ohio

*Management's Discussion and Analysis
For the Year Ended December 31, 2006
Unaudited*

Governmental Funds: The focus of the County's governmental funds is to provide information on near-term inflows, outflows, and balances of spendable resources. Such information is useful in assessing the County's financing requirements. In particular, unreserved fund balance may serve as a useful measure of the County's net resources available for spending at the end of the fiscal year.

As of the end of the current fiscal year, the County's governmental funds reported combined ending fund balances of \$108,315,565. \$96,281,981 of this total amount constitutes unreserved fund balance, which is available for appropriation at the government's discretion within certain legal constraints and purpose restrictions. The remainder of fund balance is reserved to indicate that it is not available for new spending.

The general fund is the chief operating fund of the County. At the end of the current fiscal year, unreserved fund balance of the general fund was \$22,070,960 while the total fund balance reached \$28,295,045. As a measure of the general fund's liquidity, it may be useful to compare both unreserved fund balance and total fund balance to total fund expenditures. Unreserved fund balance represents approximately 44.9 percent of total general fund expenditures, while total fund balance represents 57.6 percent of that same amount.

The fund balance of the County's general fund increased by \$3,283,804 during the current fiscal year. Overall general fund revenues increased in 2006 by \$4,147,657 as compared to the previous year, primarily due to a \$3.6 million increase in investment earnings. Most other revenue sources had nominal increases or decreases. Transfers to other governmental funds for operating purposes amounted to \$6.2 million during 2006. All elected officials and department heads worked closely with the County Commissioners to reduce, maintain, or minimize increases in departmental expenditures.

The fund balances of the other major governmental funds, the Mental Retardation and Developmental Disabilities Board Fund (MR & DD), the Alcohol, Drug Addiction and Mental Health Services Board Fund (ADAMHS) increased by \$2,574,973 and \$682,372, respectively, while the fund balance of the Special Assessment Debt Service Fund decreased slightly by \$42,786. The MR & DD Board and ADAMHS Board funds both had overall revenues exceeding expenditures.

Proprietary Funds: The County's proprietary funds provide the same type of information found in the government-wide financial statements, but in more detail. The Water Fund had unrestricted net assets at the end of the year of \$9,300,386, which was a 10.0 percent decrease from 2005. Unrestricted net assets for the Wastewater Fund amounted to \$11,937,548 which was a slight decrease of \$177,397 as compared to 2005. The Solid Waste Fund's unrestricted net assets amounted to \$5,313,597 which represents a 3.9 percent increase from 2005.

Lake County, Ohio

*Management's Discussion and Analysis
For the Year Ended December 31, 2006
Unaudited*

Operating revenues for all proprietary funds decreased by 3.7 percent in 2006 as compared to 2005 while operating expenditures increased by 3.8 percent.

General Fund Budgeting Highlights

Budgeting is prescribed by the Ohio Revised Code. Essentially the budget is the County's appropriations which are restricted by the amounts of anticipated revenues certified by the Budget Commission in accordance with the Revised Code. Final budgeted revenues increased by \$456,631 over the original budget for a total increase of 0.9 percent. Actual revenues received were \$4,428,155 higher, or 8.7 percent, than the final certification. Final budgeted expenditures increased by \$530,335, or 1.1 percent from the original budget. However, actual expenditures were \$1,035,047 less than appropriations, which amounted to a 2.1 percent reduction from the final expenditure budget. In fact, actual expenditures were \$504,712 less the original budgeted amounts. The decrease in the actual versus final budget amounts was primarily due to expenditures in the general government and judicial and public safety functions, the two largest functions of the General Fund, not reaching the appropriated level of the final budgeted expenditures. These minimal changes from the original budget amounts to the final budget amounts reflect the cooperation between the General Fund county departments and the County Commissioners in not only providing a balanced budget on an annual basis, but also exercising strict control over General Fund spending practices.

Capital Assets and Debt Administration

Capital Assets:

Table 3 shows 2006 values compared to 2005.

Lake County, Ohio

*Management's Discussion and Analysis
For the Year Ended December 31, 2006
Unaudited*

Table 3

Capital Assets at December 31
(Net of Accumulated Depreciation)

	Governmental Activities		Business-Type Activities		Total	
	2006	2005	2006	2005	2006	2005
Land	\$ 3,658,414	\$ 3,658,414	\$ 3,587,646	\$ 3,587,646	\$ 7,246,060	\$ 7,246,060
Construction in Progress	20,401,926	21,382,349	14,766,566	9,779,784	35,168,492	31,162,133
Land Improvements	288,621	309,305	155,297	171,992	443,918	481,297
Building & Other Structures	49,378,506	48,581,022			49,378,506	48,581,022
Furniture and Equipment	11,642,053	13,554,770	1,830,180	1,726,655	13,472,233	15,281,425
Infrastructure	96,561,202	97,402,481			96,561,202	97,402,481
Utility Plant in Service			174,176,335	178,661,300	174,176,335	178,661,300
Total Capital Assets	\$ 181,930,722	\$ 184,888,341	\$ 194,516,024	\$ 193,927,377	\$ 376,446,746	\$ 378,815,718

The County's investment in capital assets for its governmental and business type activities as of December 31, 2006, amount to \$283,797,871 (net of accumulated depreciation and related debt). This investment in capital assets includes land, buildings and improvements, equipment and machinery, roads, highways, bridges, utility service lines and related operating facilities and the County landfill. Utility Plant in Service in the business-type activities includes all utility buildings and service lines associated with such operations.

Major capital asset events during the current fiscal year included the following:

- Completion of the renovation of the Juvenile Courthouse, a \$3.7 million project. Total additions to construction-in-progress for governmental activities amounted to \$3.5 million in 2006.
- The purchase of 76 computers for the Juvenile Court and the purchase of seven new cruisers and two additional vehicles for the County Sheriff's Department.
- The purchase of 864 new voting machines and additional voting equipment, at a cost of \$2.8 million. During 2006, the County retired 550 voting machines that did not conform to the State of Ohio's new voting equipment standards.
- The completion of \$2.4 million in roads and bridges infrastructure improvements.
- The completion of \$0.7 million in utility infrastructure projects with an additional \$14.8 million remaining in construction in progress.

Additional information on the County's capital assets can be found in Note F of this report.

Lake County, Ohio

*Management's Discussion and Analysis
For the Year Ended December 31, 2006
Unaudited*

Debt

Table 4 below summarizes the County's long-term obligations outstanding.

Table 4
Outstanding Long-term Obligations at Year End

	Governmental Activities		Business-Type Activities		Total	
	2006	2005	2006	2005	2006	2005
General Obligation Bonds	\$ 24,708,000	\$ 26,918,000	\$ 4,052,400	\$ 4,725,050	\$ 28,760,400	\$ 31,643,050
Special Assessment Bonds	8,069,600	8,606,950	0	0	8,069,600	8,606,950
OWDA Loans	0	0	49,445,749	58,168,431	49,445,749	58,168,431
Other Long-term Liabilities	0	0	478,999	50,000	478,999	50,000
Landfill Closure & Postclosure	0	0	9,062,265	8,449,619	9,062,265	8,449,619
Capital Leases	88,243	0	0	38,389	88,243	38,389
Compensated Absences	10,567,152	10,572,190	1,918,185	1,782,734	12,485,337	12,354,924
	<u>\$ 43,432,995</u>	<u>\$ 46,097,140</u>	<u>\$ 64,957,598</u>	<u>\$ 73,214,223</u>	<u>\$ 108,390,593</u>	<u>\$ 119,311,363</u>

Of the debt outstanding at December 31, 2006, the general obligation bonds are backed by the full faith and credit of the County and the special assessment bonds are debt that the County is liable for in the event of default by the property owner subject to the assessment. The Ohio Water Development Authority Loans (OWDA) are for water and wastewater utility improvements, as are the Other Long-term Liabilities. Compensated absences are unpaid leave benefits accumulated by County employees and are payable upon termination of employment, subject to certain restrictions. Capital leases relate to the acquisition of capital assets.

Interest and fiscal charges amounted to 1.0 percent of expenses for governmental activities.

The County's governmental long-term general obligations decreased by \$2,664,145, or 5.7 percent. The County issued \$1.5 million in short-term notes to finance the construction of a new dog shelter. The long-term debt for business-type activities decreased by \$8,256,625, or 11.3 percent, during 2006. The County did not issue any new long-term bonded debt during 2006 for business-type activities. The County has \$3.0 million in short-term notes outstanding as of December 31, 2006 for various utility improvement projects.

Lake County, Ohio

*Management's Discussion and Analysis
For the Year Ended December 31, 2006
Unaudited*

The County maintains an "Aa2" credit rating from Moody's Investor Services, Inc. The overall debt margin at December 31, 2006 was \$133,780,511 with an unvoted total debt margin of \$40,352,405.

Additional information on the County's long-term debt can be found in Note H of this report.

Economic Factors and Next Year's Budgets and Rates

As previously stated, during 2006, the unreserved fund balance in the General Fund increased to \$22,077,960. While this increase is a positive sign that the County is starting to rebound from the national economic depression experienced for several years, county leaders remain cautious. The County continues to witness continued operational costs increases in the County's detention facilities and throughout the judicial system, increases in health care costs, and reductions in state funding and subsidies.

The real property tax revenues of the general fund are derived entirely from 2.1 mills of inside millage (unvoted millage). Additional revenues for the General Fund from this source will occur in the 2007 fiscal year which is the first year the County will begin collecting real property taxes following the county-wide real estate revaluation. The revenue structure of the general fund is balanced enough so that the operations of the County are not overly dependent on any specific revenue source. This diversified revenue stream has provided an equitable means of generating revenue necessary for the operations of the offices administered by elected officials and other County departments. While the County does have a healthy general fund balance, the County Commissioners and the County Budget Director are continually working with County departments in monitoring appropriations/expenditures annually. Due to the stagnation in national economy and outside funding cutbacks in recent years, the Commissioners and the department heads have worked diligently in attempting to keep expenses in line with their revenue sources.

The County's portion of State based revenue may also be affected by the economic conditions. Specifically, the State legislature has frozen the monies allocated to local governments for the local government fund and local government revenue assistance fund through June of 2007. The State legislature, at one time, considered eliminating the two local government funds entirely to assist them in balancing the State's budget for the two year period beginning July 1, 2005. In addition, the State is phasing out the personal property tax on businesses' inventory and machinery over a four year period. Funding cutbacks, such as these from the State, would create additional pressure on the General Fund balance, as well as several other County funds. Other state agencies are reducing funding to local governments, thus causing further hardships on the County and other local agencies as they strive to at least maintain, if not enhance,

Lake County, Ohio

*Management's Discussion and Analysis
For the Year Ended December 31, 2006
Unaudited*

services to their constituents. The immediate future of state funding will be better known once the State passes its next budget for the two-year period beginning July 1, 2007.

The improved investment market bolstered the County's General Fund budget in 2006. While those returns still lag behind the investment earnings posted in the late 1990's they are much improved over recent years. Continued higher returns in subsequent years would greatly assist in offsetting any continued state reductions. However, while the County has suffered from significantly reduced interest earnings on investments in recent years as compared to the previous decade, the County Commissioners have taken advantage of the market in regards to the County's recent debt issuances. The low market rates have allowed the Commissioners to obtain very low interest rates on both short-term and long-term borrowing to finance capital improvements to buildings and infrastructure.

Inflationary trends in the region compared very similarly to national indices. The unemployment rate for the county at the end of 2006 was 4.8 percent, which decreased from 5.2 percent a year ago. The State average was 5.5 percent and the Federal rate was 4.6 percent. Lake County's economy has been resilient in contrast to other counties in the State of Ohio, including some surrounding counties who are facing significant financial hardships and budget reductions. Sales tax revenue rebounded in 2006 with a slight increase as compared to 2005 in which the County suffered its first decrease in sales tax in almost two decades. The key factor is the County's large retail market and its diversified commercial and industrial economic base. Residential new construction continued to grow due, in part, to the still relatively low mortgage interest rates throughout the area but also because of the fairly large amount of undeveloped land in the eastern and southern portions of the County.

Requests for Information

This financial report is designed to provide a general overview of the County's finances for all those with an interest in the government's finances. Questions concerning any of the information provided in this report or requests for additional financial information should be addressed to Edward H. Zupancic, Lake County Auditor, 105 Main Street, Painesville, Ohio 44077, (440) 350-2532, or email at: auditor@lakecountyohio.org, or visit the County Web Site at: <http://www.lakecountyohio.org>.

LAKE COUNTY, OHIO

STATEMENT OF NET ASSETS

DECEMBER 31, 2006

	PRIMARY GOVERNMENT			COMPONENT UNIT
	GOVERNMENTAL ACTIVITIES	BUSINESS-TYPE ACTIVITIES	TOTAL	WORKSHOP
ASSETS:				
Equity in pooled cash and cash equivalents	\$ 96,719,173	\$ 32,773,560	\$ 129,492,733	\$ 524,904
Receivables:				
Taxes	45,637,002		45,637,002	
Accounts	707,028	5,473,653	6,180,681	39,402
Unbilled accounts		4,253,814	4,253,814	
Other receivables		139,130	139,130	
Special assessments	12,424,208		12,424,208	
Accrued interest	1,898,205		1,898,205	
Loans	45,658		45,658	
Due from other governments	20,104,398		20,104,398	
Materials and supplies inventory	772,115	990,885	1,763,000	32,227
Internal balances	2,230,458	(2,230,458)	0	
Prepaid items	279,152	68,234	347,386	14,480
Unamortized bond issuance costs	202,514	105,227	307,741	
Unamortized loss on refunded bonds	106,472		106,472	
Nondepreciable capital assets	24,060,340	18,354,211	42,414,551	
Depreciable capital assets, net	157,870,382	176,161,812	334,032,194	12,956
TOTAL ASSETS	\$ 363,057,105	\$ 236,090,068	\$ 599,147,173	\$ 623,969
LIABILITIES				
Accounts payable	\$ 5,336,576	\$ 937,652	\$ 6,274,228	\$ 7,541
Accrued wages and benefits	1,729,237	176,691	1,905,928	16,041
Unearned revenue	38,989,247	1,651,038	40,640,285	
Accrued interest payable	177,077	84,796	261,873	
Due to other governments	2,244,878	865,088	3,109,966	836
Claims payable	97,541		97,541	
Customer deposits		221,572	221,572	
Unamortized premium on debt issue	654,735	49,269	704,004	
Notes payable	1,500,000	3,023,427	4,523,427	
Long-term liabilities				
Due within one year	3,486,432	10,312,592	13,799,024	
Due in more than one year	39,946,563	54,645,006	94,591,569	
TOTAL LIABILITIES	94,162,286	71,967,131	166,129,417	24,418
NET ASSETS				
Invested in capital assets, net of related debt	155,288,730	137,571,406	292,860,136	12,956
Restricted for:				
Debt service	1,136,840		1,136,840	
Capital projects	11,497,869		11,497,869	
Other purposes	65,454,772		65,454,772	7,837
Unrestricted	35,516,608	26,551,531	62,068,139	578,758
TOTAL NET ASSETS	\$ 268,894,819	\$ 164,122,937	\$ 433,017,756	\$ 599,551

The notes to the financial statements are an integral part of this statement.

LAKE COUNTY, OHIO

STATEMENT OF ACTIVITIES

FOR THE YEAR ENDED DECEMBER 31, 2006

	PROGRAM REVENUES			
	EXPENSES	CHARGES FOR SERVICES AND OPERATING ASSESSMENTS	OPERATING GRANTS CONTRIBUTIONS AND INTEREST	CAPITAL GRANTS AND CONTRIBUTIONS
<i>PRIMARY GOVERNMENT</i>				
GOVERNMENTAL ACTIVITIES:				
General government	\$ 18,408,426	\$ 8,524,002	\$ 1,075,037	\$ 2,213,147
Judicial and public safety	47,432,303	5,693,039	2,515,848	1,827,819
Public works	13,567,033	3,961,295	5,172,597	2,183,885
Human services	71,951,431	1,413,470	46,769,303	
Health	23,841,060	576,010	13,974,157	14,571
Community and economic development	3,314,613		1,984,072	1,024,226
Interest and fiscal charges	1,741,964			
<i>Total Governmental Activities</i>	<u>180,256,830</u>	<u>20,167,816</u>	<u>71,491,014</u>	<u>7,263,648</u>
BUSINESS-TYPE ACTIVITIES:				
Water	13,873,701	17,928,781		960,312
Wastewater	16,898,257	15,147,883		3,376,131
Solid Waste	6,204,875	6,268,574		215,756
<i>Total Business-Type Activities</i>	<u>36,976,833</u>	<u>39,345,238</u>	<u>0</u>	<u>4,552,199</u>
<i>Total Primary Government</i>	<u>\$ 217,233,663</u>	<u>\$ 59,513,054</u>	<u>\$ 71,491,014</u>	<u>\$ 11,815,847</u>
<i>COMPONENT UNIT</i>				
Workshop	<u>\$ 491,046</u>	<u>\$ 461,890</u>	<u>\$ 79,556</u>	<u>\$ 0</u>

General Revenues

Property Taxes Levied For:

General Purposes

Mental Retardation

Mental Health

Childrens Services

Narcotics Agency

Forensic Crime Laboratory

Senior Citizens Services

Sales Tax Levied For General Purposes

Conveyance Tax Levied For General Purposes

Lodging Tax Levied For Specific Purposes

Grants and Entitlements not Restricted to Specific Programs

Interest

Transfers

Other

Total General Revenues

Change in Net Assets

Net Assets Beginning of Year

Net Assets End of Year

The notes to the financial statements are an integral part of this statement.

NET (EXPENSE) REVENUE AND CHANGES IN NET ASSETS			
PRIMARY GOVERNMENT			COMPONENT UNIT
GOVERNMENTAL ACTIVITIES	BUSINESS-TYPE ACTIVITIES	TOTAL	WORKSHOP
\$ (6,596,240)	\$	\$ (6,596,240)	\$
(37,395,597)		(37,395,597)	
(2,249,256)		(2,249,256)	
(23,768,658)		(23,768,658)	
(9,276,322)		(9,276,322)	
(306,315)		(306,315)	
(1,741,964)		(1,741,964)	
<u>(81,334,352)</u>	<u>0</u>	<u>(81,334,352)</u>	<u>0</u>
	5,015,392	5,015,392	
	1,625,757	1,625,757	
	279,455	279,455	
<u>0</u>	<u>6,920,604</u>	<u>6,920,604</u>	<u>0</u>
<u>(81,334,352)</u>	<u>6,920,604</u>	<u>(74,413,748)</u>	<u>0</u>
<u>0</u>	<u>0</u>	<u>0</u>	<u>50,400</u>
12,041,872		12,041,872	
20,089,283		20,089,283	
7,780,227		7,780,227	
3,243,072		3,243,072	
1,164,739		1,164,739	
1,394,848		1,394,848	
1,516,718		1,516,718	
15,689,514		15,689,514	
4,799,210		4,799,210	
830,471		830,471	
3,534,620		3,534,620	
8,958,343	31,347	8,989,690	16,611
50,000	(50,000)		
<u>10,297,071</u>	<u>616,818</u>	<u>10,913,889</u>	<u>161</u>
91,389,988	598,165	91,988,153	16,772
10,055,636	7,518,769	17,574,405	67,172
<u>258,839,183</u>	<u>156,604,168</u>	<u>415,443,351</u>	<u>532,379</u>
<u>\$ 268,894,819</u>	<u>\$ 164,122,937</u>	<u>\$ 433,017,756</u>	<u>\$ 599,551</u>

LAKE COUNTY, OHIO

BALANCE SHEET GOVERNMENTAL FUNDS

DECEMBER 31, 2006

	GENERAL FUND	MR & DD BOARD	ADAMHS BOARD	SPECIAL ASSESSMENT DEBT SERVICE	OTHER GOVERNMENTAL FUNDS
ASSETS:					
Equity in pooled cash and cash equivalents	\$ 22,729,856	\$ 19,413,136	\$ 4,270,177	\$ 1,762,884	\$ 47,637,636
Receivables:					
Taxes	12,924,346	18,552,197	7,271,136		6,889,323
Accounts	154,464	52,745	259,398		240,354
Special assessments				10,458,933	1,965,275
Accrued interest	1,868,035				30,170
Loans					45,658
Due from other funds	1,092,237		23,088		374,080
Due from other governments	4,314,638	1,823,511	4,625,956		9,324,352
Materials and supplies inventory					660,973
Interfund receivable	1,221,188				770,000
Prepaid items	217,375	24,620	9,068		26,238
TOTAL ASSETS	\$ 44,522,139	\$ 39,866,209	\$ 16,458,823	\$ 12,221,817	\$ 67,964,059
LIABILITIES					
Accounts payable	\$ 595,980	\$ 645,344	\$ 568,179	\$	\$ 3,416,817
Accrued wages and benefits	614,643	490,504	9,052		602,543
Deferred revenue	14,245,633	18,494,706	7,252,363	10,178,980	10,456,537
Accrued interest payable					41,063
Due to other funds	97,036	37,335	278		301,687
Due to other governments	673,802	742,360	69,258		745,970
Interfund payable					937,412
Notes payable					1,500,000
TOTAL LIABILITIES	16,227,094	20,410,249	7,899,130	10,178,980	18,002,029
FUND BALANCES					
Reserved for encumbrances	786,350	363,178	55,760		2,036,964
Reserved for inventory					660,973
Reserved for prepaid expenditures	217,375	24,620	9,068		26,238
Reserved for debt service				2,042,837	
Reserved for central communications	3,773,375				
Reserved for loans					45,658
Reserved for advances	1,221,188				770,000
Unreserved, Designated for claimants	218,797				
Unreserved, Undesignated, Reported in:					
General Fund	22,077,960				
Special Revenue Funds		19,068,162	8,494,865		36,371,825
Capital Project Funds					10,050,372
TOTAL FUND BALANCES	28,295,045	19,455,960	8,559,693	2,042,837	49,962,030
TOTAL LIABILITIES AND FUND BALANCES	\$ 44,522,139	\$ 39,866,209	\$ 16,458,823	\$ 12,221,817	\$ 67,964,059

The notes to the financial statements are an integral part of this statement.

LAKE COUNTY, OHIO

STATEMENT OF REVENUES, EXPENDITURES AND CHANGES IN FUND BALANCES GOVERNMENTAL FUNDS

FOR THE YEAR ENDED DECEMBER 31, 2006

	GENERAL	MR & DD BOARD	ADAMHS BOARD	SPECIAL ASSESSMENT DEBT SERVICE	OTHER GOVERNMENTAL FUNDS
REVENUES:					
Property taxes	\$ 12,339,463	\$ 20,698,968	\$ 7,891,221	\$	\$ 7,526,616
Sales tax	15,469,562				
Other taxes	4,815,055	30,123	11,458		841,448
Fees and charges for services	6,551,322				8,813,058
Licenses and permits	549,560				571,076
Fines and forfeitures	215,506				951,618
Intergovernmental	5,348,171	26,887,531	13,519,891		37,144,803
Special assessments				919,415	1,998,967
Investment earnings	8,668,855				269,329
Miscellaneous	3,333,948	2,126,014	454,266		2,877,045
TOTAL REVENUES	57,291,442	49,742,636	21,876,836	919,415	60,993,960
EXPENDITURES:					
CURRENT:					
General government	13,893,129				4,387,716
Judicial and public safety	33,398,561				9,542,369
Public works	275,506				11,987,126
Human services	1,152,551	40,604,839			28,285,001
Health	209,117		21,194,464		465,083
Community and economic development	202,151				3,044,908
Capital outlay					6,144,153
Debt service:					
Principal retirement				537,350	2,210,000
Interest and fiscal charges				424,851	1,341,179
TOTAL EXPENDITURES	49,131,015	40,604,839	21,194,464	962,201	67,407,535
EXCESS (DEFICIENCY) OF REVENUES OVER EXPENDITURES	8,160,427	9,137,797	682,372	(42,786)	(6,413,575)
OTHER FINANCING SOURCES AND USES:					
Sale of capital assets	1,263,656				1,837
Inception of capital lease					100,147
Transfers - in	15,410				16,844,231
Transfers - out	(6,155,689)	(6,562,824)			(5,023,628)
TOTAL OTHER FINANCING SOURCES (USES)	(4,876,623)	(6,562,824)	0	0	11,922,587
NET CHANGE IN FUND BALANCE	3,283,804	2,574,973	682,372	(42,786)	5,509,012
FUND BALANCE AT BEGINNING OF YEAR	25,011,241	16,880,987	7,877,321	2,085,623	44,308,547
INCREASE (DECREASE) IN RESERVE FOR INVENTORY					144,471
FUND BALANCE AT END OF YEAR	\$ 28,295,045	\$ 19,455,960	\$ 8,559,693	\$ 2,042,837	\$ 49,962,030

The notes to the financial statements are an integral part of this statement.

*Reconciliation of the Statement of Revenues, Expenditures and Changes
in Fund Balances of Governmental Funds to the Statement of Activities
For the Year Ended December 31, 2006*

	Net Change in Fund Balances - Total Governmental Funds		\$ 12,007,375
	<i>Amounts reported for governmental activities in the statement of activities are different because:</i>		
	Governmental funds report capital outlays as expenditures. However, in the statement of activities, the cost of those assets is allocated over their estimated useful lives as depreciation expense. This is the amount by which capital outlays exceeded depreciation in the current period:		
\$ 48,456,268	Capital Outlay	10,265,708	
15,469,562	Depreciation	<u>(9,314,116)</u>	
5,698,084	Total		951,592
15,364,380	Governmental funds only report the disposal of fixed assets to the extent proceeds are received from the sale. In the statement of activities, a gain or loss is reported for each disposal.		
1,120,636			(3,909,213)
1,167,124	Governmental funds report expenditures for inventory when purchased. However, in the statement of activities, they are reported as an expense when consumer.		
82,900,396			144,471
2,918,382	Revenues in the statement of activities that do not provide current financial resources are not reported as revenue in the funds:		
8,938,184	Special Assessments	(905,997)	
8,791,273	Property Taxes	(1,296,051)	
	Intergovernmental	154,222	
	Sales Tax	<u>219,952</u>	
190,824,289	Total		(1,827,874)
	Other financing sources (inception of capital leases) in the governmental funds that increase long-term liabilities in the statement of net assets.		
18,280,845			(100,147)
42,940,930	Repayment of long-term debt principal is an expenditure in the governmental funds, but the repayment reduces long-term liabilities in the statement of net assets:		
12,262,632	Bonds and Loans	2,747,350	
70,042,391	Capital Leases	<u>11,904</u>	
21,868,664	Total		2,759,254
3,247,059	In the statement of activities, interest is accrued on outstanding bonds, whereas in governmental funds, an interest expenditure is reported when due.		
6,144,153			13,316
2,747,350	Governmental funds report premiums, discounts and bond issuance costs as expenditures, whereas these amounts are deferred and amortized in the statement of activities:		
1,766,030	Amortization of Loss on Refunded Bonds	(3,311)	
179,300,054	Amortization of Bond Premium	20,359	
	Amortization of Bond Issuance Costs	<u>(6,297)</u>	
	Total		10,751
11,524,235	Some expenses reported in the statement of activities, such as compensated absences, do not require the use of current financial resources and therefore are not reported as expenditures in governmental funds.		
1,265,493			5,038
100,147	The internal service funds used by management are not reported in the county-wide statement of activities. Governmental fund expenditures and related internal service fund revenue are eliminated. The net revenue (expense) of the internal service funds is allocated among the governmental activities.		
16,859,641	Change in Net Assets	(22,742)	
(17,742,141)	Capital Assets	12,741	
	Compensated Absences	<u>11,074</u>	
483,140	Total		1,073
12,007,375	Change in Net Assets of Governmental Activities		
96,163,719			\$ 10,055,636
144,471			
<u>\$ 108,315,565</u>			

LAKE COUNTY, OHIO

STATEMENT OF REVENUES, EXPENDITURES AND CHANGES IN FUND BALANCE - BUDGET AND ACTUAL MAJOR GOVERNMENTAL FUNDS (NON - GAAP BUDGETARY BASIS)

FOR THE YEAR ENDED DECEMBER 31, 2006

GENERAL FUND	BUDGETED AMOUNTS		ACTUAL AMOUNTS	VARIANCE WITH FINAL BUDGET POSITIVE (NEGATIVE)
	ORIGINAL	FINAL		
REVENUES:				
Property taxes	\$ 11,751,673	\$ 11,751,673	\$ 12,328,509	\$ 576,836
Sales tax	15,000,000	15,000,000	15,438,463	438,463
Other taxes	3,817,983	3,817,983	4,795,122	977,139
Fees and charges for services	7,104,314	7,141,314	6,386,281	(755,033)
Licenses and permits	550,250	555,250	545,563	(9,687)
Fines and forfeitures	199,200	214,200	213,038	(1,162)
Intergovernmental	5,033,570	5,163,070	5,365,649	202,579
Investment earnings	4,200,100	4,200,100	6,708,078	2,507,978
Miscellaneous	2,563,282	2,833,413	3,324,455	491,042
TOTAL REVENUES	50,220,372	50,677,003	55,105,158	4,428,155
EXPENDITURES:				
CURRENT:				
General government	15,215,596	14,420,613	13,937,207	483,406
Judicial and public safety	32,464,313	33,640,564	33,122,296	518,268
Public works	260,198	277,048	275,816	1,232
Human services	1,054,451	1,180,168	1,152,013	28,155
Health	207,997	214,497	210,511	3,986
Community and economic development	202,151	202,151	202,151	0
TOTAL EXPENDITURES	49,404,706	49,935,041	48,899,994	1,035,047
EXCESS (DEFICIENCY) OF REVENUES OVER EXPENDITURES				
	815,666	741,962	6,205,164	5,463,202
OTHER FINANCING SOURCES AND USES:				
Sale of fixed assets	525,000	1,263,000	1,263,323	323
Advances-in	649,776	668,776	668,776	0
Advances-out	(167,412)	(167,412)	(167,412)	0
Transfers - in	2,219,455	3,307,455	15,410	(3,292,045)
Transfers - out	(375,487)	(6,200,751)	(6,155,689)	45,062
TOTAL OTHER FINANCING SOURCES (USES)	2,851,332	(1,128,932)	(4,375,592)	(3,246,660)
EXCESS (DEFICIENCY) OF REVENUES AND OTHER FINANCING SOURCES OVER (UNDER) EXPENDITURES AND OTHER USES				
	3,666,998	(386,970)	1,829,572	2,216,542
FUND BALANCE (DEFICIT) AT BEGINNING OF YEAR				
	19,789,879	19,789,879	19,789,879	0
Unexpended Prior Year Encumbrances				
	12,686	12,686	12,686	0
FUND BALANCE (DEFICIT) AT END OF YEAR				
	\$ 23,469,563	\$ 19,415,595	\$ 21,632,137	\$ 2,216,542

The notes to the financial statements are an integral part of this statement.

LAKE COUNTY, OHIO

STATEMENT OF REVENUES, EXPENDITURES AND CHANGES IN FUND BALANCE - BUDGET AND ACTUAL MAJOR GOVERNMENTAL FUNDS (NON - GAAP BUDGETARY BASIS)

FOR THE YEAR ENDED DECEMBER 31, 2006

BOARD OF MENTAL RETARDATION AND DEVELOPMENTAL DISABILITIES (MR & DD BOARD)	BUDGETED AMOUNTS		ACTUAL AMOUNTS	VARIANCE WITH FINAL BUDGET POSITIVE (NEGATIVE)
	ORIGINAL	FINAL		
REVENUES:				
Property taxes	\$ 19,584,823	\$ 19,584,823	\$ 20,641,477	\$ 1,056,654
Other taxes	30,123	30,123	30,123	0
Intergovernmental	15,855,112	15,855,112	25,251,606	9,396,494
Miscellaneous	1,121,055	1,121,055	2,224,672	1,103,617
TOTAL REVENUES	<u>36,591,113</u>	<u>36,591,113</u>	<u>48,147,878</u>	<u>11,556,765</u>
EXPENDITURES:				
CURRENT:				
Human services	<u>38,562,292</u>	<u>41,797,214</u>	<u>40,462,903</u>	<u>1,334,311</u>
TOTAL EXPENDITURES	<u>38,562,292</u>	<u>41,797,214</u>	<u>40,462,903</u>	<u>1,334,311</u>
EXCESS (DEFICIENCY) OF REVENUES OVER EXPENDITURES	(1,971,179)	(5,206,101)	7,684,975	12,891,076
OTHER FINANCING SOURCES AND USES:				
Transfers - out	<u>(625,313)</u>	<u>(6,562,824)</u>	<u>(6,562,824)</u>	<u>0</u>
TOTAL OTHER FINANCING SOURCES (USES)	<u>(625,313)</u>	<u>(6,562,824)</u>	<u>(6,562,824)</u>	<u>0</u>
EXCESS (DEFICIENCY) OF REVENUES AND OTHER FINANCING SOURCES OVER (UNDER) EXPENDITURES AND OTHER USES	(2,596,492)	(11,768,925)	1,122,151	12,891,076
FUND BALANCE (DEFICIT) AT BEGINNING OF YEAR	17,855,159	17,855,159	17,855,159	0
Unexpended Prior Year Encumbrances	<u>72,648</u>	<u>72,648</u>	<u>72,648</u>	<u>0</u>
FUND BALANCE (DEFICIT) AT END OF YEAR	<u>\$ 15,331,315</u>	<u>\$ 6,158,882</u>	<u>\$ 19,049,958</u>	<u>\$ 12,891,076</u>

The notes to the financial statements are an integral part of this statement.

LAKE COUNTY, OHIO

STATEMENT OF REVENUES, EXPENDITURES AND CHANGES IN FUND BALANCE - BUDGET AND ACTUAL MAJOR GOVERNMENTAL FUNDS (NON - GAAP BUDGETARY BASIS)

FOR THE YEAR ENDED DECEMBER 31, 2006

BOARD OF ALCOHOL, DRUG ADDICTION AND MENTAL HEALTH SERVICES (ADAMHS BOARD)	BUDGETED AMOUNTS		ACTUAL AMOUNTS	VARIANCE WITH FINAL BUDGET POSITIVE (NEGATIVE)
	ORIGINAL	FINAL		
REVENUES:				
Property taxes	\$ 7,485,521	\$ 7,485,521	\$ 7,872,448	\$ 386,927
Other taxes	11,458	11,458	11,458	0
Intergovernmental	13,381,858	12,826,267	13,339,399	513,132
Miscellaneous		647,515	568,710	(78,805)
TOTAL REVENUES	<u>20,878,837</u>	<u>20,970,761</u>	<u>21,792,015</u>	<u>821,254</u>
EXPENDITURES:				
CURRENT:				
Health	<u>19,520,422</u>	<u>21,655,900</u>	<u>21,168,355</u>	<u>487,545</u>
TOTAL EXPENDITURES	<u>19,520,422</u>	<u>21,655,900</u>	<u>21,168,355</u>	<u>487,545</u>
EXCESS (DEFICIENCY) OF REVENUES OVER EXPENDITURES	1,358,415	(685,139)	623,660	1,308,799
EXCESS (DEFICIENCY) OF REVENUES AND OTHER FINANCING SOURCES OVER (UNDER) EXPENDITURES AND OTHER USES	1,358,415	(685,139)	623,660	1,308,799
FUND BALANCE (DEFICIT) AT BEGINNING OF YEAR	<u>3,590,759</u>	<u>3,590,759</u>	<u>3,590,759</u>	<u>0</u>
FUND BALANCE (DEFICIT) AT END OF YEAR	<u>\$ 4,949,174</u>	<u>\$ 2,905,620</u>	<u>\$ 4,214,419</u>	<u>\$ 1,308,799</u>

The notes to the financial statements are an integral part of this statement.

LAKE COUNTY, OHIO

STATEMENT OF NET ASSETS PROPRIETARY FUNDS

DECEMBER 31, 2006

(Continued)

	<u>Business-Type Activities - Enterprise Funds</u>				<u>Governmental</u>
	<u>WATER</u>	<u>WASTE- WATER</u>	<u>SOLID WASTE</u>	<u>TOTALS</u>	<u>Activities</u> <u>INTERNAL</u> <u>SERVICE</u> <u>FUNDS</u>
ASSETS:					
Current assets:					
Equity in pooled cash and cash equivalents	\$ 9,429,238	\$ 9,512,947	\$ 13,831,375	\$ 32,773,560	\$ 905,484
Net receivables:					
Accounts	2,758,750	1,833,052	881,851	5,473,653	67
Unbilled accounts	2,170,288	2,083,526		4,253,814	
Other receivables	139,130			139,130	
Due from other funds	21,200	675,000	319,177	1,015,377	123,768
Due from other governments				0	15,941
Material and supplies inventory	699,900	290,401	584	990,885	111,142
Prepaid items	28,542	33,875	5,817	68,234	1,851
Unamortized bond issuance costs	99,958	5,269		105,227	
<i>Total current assets</i>	<u>15,347,006</u>	<u>14,434,070</u>	<u>15,038,804</u>	<u>44,819,880</u>	<u>1,158,253</u>
Noncurrent assets-capital assets:					
Land	471,593	1,557,824	1,558,229	3,587,646	
Land improvements	36,040	39,140	264,295	339,475	
Utility plant in service	121,614,248	201,361,906	13,112,128	336,088,282	
Furniture, fixtures and equipment	2,693,793	5,548,642	530,635	8,773,070	274,792
Less: Accumulated depreciation	(69,671,910)	(93,298,940)	(6,068,165)	(169,039,015)	(208,134)
Construction-in-progress	2,420,804	9,543,961	2,801,800	14,766,565	
<i>Total noncurrent assets-capital assets:</i>	<u>57,564,568</u>	<u>124,752,533</u>	<u>12,198,922</u>	<u>194,516,023</u>	<u>66,658</u>
TOTAL ASSETS	<u>\$ 72,911,574</u>	<u>\$ 139,186,603</u>	<u>\$ 27,237,726</u>	<u>\$ 239,335,903</u>	<u>\$ 1,224,911</u>

The notes to the financial statements are an integral part of this statement.

LAKE COUNTY, OHIO

STATEMENT OF NET ASSETS PROPRIETARY FUNDS (CONTINUED)

DECEMBER 31, 2006

	<u>Business-Type Activities - Enterprise Funds</u>				<u>Governmental</u>
	<u>WATER</u>	<u>WASTE- WATER</u>	<u>SOLID WASTE</u>	<u>TOTALS</u>	<u>Activities</u> <u>INTERNAL</u> <u>SERVICE</u> <u>FUNDS</u>
LIABILITIES:					
Current liabilities:					
Accounts payable	\$ 197,963	\$ 361,020	\$ 378,669	\$ 937,652	\$ 110,256
Accrued wages and benefits	72,047	97,711	6,933	176,691	12,495
Unearned revenue	872,183	778,855		1,651,038	
Accrued interest payable	6,283	58,472	20,041	84,796	
Interfund payable	1,053,776			1,053,776	
Due to other funds	2,163,451	27,010	1,598	2,192,059	155
Due to other governments	604,244	129,557	131,287	865,088	13,488
Claims payable				0	97,541
Customer deposits	95,489	126,083		221,572	
Compensated absences payable-current	55,605	57,582	7,851	121,038	12,446
Unamortized premium on debt issue	49,269			49,269	
Notes payable	23,427	2,075,000	925,000	3,023,427	
OWDA loans payable-current	6,791,522	2,686,299		9,477,821	
General obligation bonds payable-current	615,000	69,700		684,700	
Other long-term debt payable-current		29,033		29,033	
<i>Total current liabilities</i>	<u>12,600,259</u>	<u>6,496,322</u>	<u>1,471,379</u>	<u>20,567,960</u>	<u>246,381</u>
Noncurrent liabilities:					
Compensated absences payable	825,621	854,963	116,563	1,797,147	184,813
OWDA loans payable	9,969,055	29,998,873		39,967,928	
General obligation bonds payable	1,945,000	1,422,700		3,367,700	
Other long-term debt payable		449,966		449,966	
Landfill closure and postclosure costs			9,062,265	9,062,265	
<i>Total noncurrent liabilities</i>	<u>12,739,676</u>	<u>32,726,502</u>	<u>9,178,828</u>	<u>54,645,006</u>	<u>184,813</u>
TOTAL LIABILITIES	<u>\$ 25,339,935</u>	<u>\$ 39,222,824</u>	<u>\$ 10,650,207</u>	<u>\$ 75,212,966</u>	<u>\$ 431,194</u>
NET ASSETS:					
Invested in capital assets, net of related debt	38,271,253	88,026,231	11,273,922	137,571,406	66,658
Unrestricted	9,300,386	11,937,548	5,313,597	26,551,531	727,059
TOTAL NET ASSETS	<u>\$ 47,571,639</u>	<u>\$ 99,963,779</u>	<u>\$ 16,587,519</u>	<u>\$ 164,122,937</u>	<u>\$ 793,717</u>

The notes to the financial statements are an integral part of this statement.

LAKE COUNTY, OHIO

STATEMENT OF REVENUES, EXPENSES AND CHANGES IN FUND NET ASSETS PROPRIETARY FUNDS

FOR THE YEAR ENDED DECEMBER 31, 2006

	<u>Business-Type Activities - Enterprise Funds</u>				<u>Governmental</u>
	<u>WATER</u>	<u>WASTE- WATER</u>	<u>SOLID WASTE</u>	<u>TOTALS</u>	<u>INTERNAL SERVICE FUNDS</u>
OPERATING REVENUES:					
Water sales	\$ 17,126,924	\$	\$	\$ 17,126,924	\$
Sewer charges		13,265,746		13,265,746	
Fees, permits and tap-ins	592,650	1,684,259		2,276,909	
Charges for services	209,207	197,878	6,268,574	6,675,659	4,879,750
Other operating revenues	125,844	85,008	384,020	594,872	23,488
TOTAL OPERATING REVENUES	18,054,625	15,232,891	6,652,594	39,940,110	4,903,238
OPERATING EXPENSES:					
Personal services	3,659,314	4,582,708	391,328	8,633,350	674,341
Contractual services	790,343	584,671	4,998,875	6,373,889	277,612
Materials and supplies	1,206,872	1,008,736	55,862	2,271,470	1,608,037
Insurance claims				0	2,607,853
Other operating expenses	3,110,556	4,103,458	290,930	7,504,944	667,752
Depreciation expense	3,399,754	4,962,382	467,880	8,830,016	23,441
TOTAL OPERATING EXPENSES	12,166,839	15,241,955	6,204,875	33,613,669	5,859,036
OPERATING INCOME (LOSS)	5,887,786	(9,064)	447,719	6,326,441	(955,798)
NON-OPERATING REVENUES (EXPENSES):					
Investment earnings	16,962	14,385		31,347	
Sale of capital assets	16,243	5,703		21,946	556
Interest and fiscal charges	(1,706,862)	(1,656,302)		(3,363,164)	
TOTAL NON-OPERATING REVENUES (EXPENSES)	(1,673,657)	(1,636,214)	0	(3,309,871)	556
INCOME (LOSS) BEFORE CONTRIBUTIONS AND TRANSFERS	4,214,129	(1,645,278)	447,719	3,016,570	(955,242)
Grants and contributed capital	942,532	3,350,661	215,756	4,508,949	
Contributions from customers	17,780	25,470		43,250	
Transfers-in				0	932,500
Transfers-out	(50,000)			(50,000)	
CHANGE IN NET ASSETS	5,124,441	1,730,853	663,475	7,518,769	(22,742)
NET ASSETS AT BEGINNING OF THE YEAR	42,447,198	98,232,926	15,924,044	156,604,168	816,459
NET ASSETS AT END OF THE YEAR	\$ 47,571,639	\$ 99,963,779	\$ 16,587,519	\$ 164,122,937	\$ 793,717

The notes to the financial statements are an integral part of this statement.

LAKE COUNTY, OHIO

STATEMENT OF CASH FLOWS PROPRIETARY FUNDS

FOR THE YEAR ENDED DECEMBER 31, 2006

(Continued)

	Business-Type Activities - Enterprise Funds				Governmental Activities
	WATER	WASTE- WATER	SOLID WASTE	TOTAL	INTERNAL SERVICE FUNDS
<u>Cash flows from operating activities:</u>					
Cash received from customers	\$ 18,436,155	\$ 15,100,113	\$ 6,256,788	\$ 39,793,056	\$ 4,847,468
Cash paid to suppliers	(5,269,207)	(5,480,587)	(5,337,710)	(16,087,504)	(2,493,108)
Cash paid to employees	(3,656,231)	(4,593,052)	(391,159)	(8,640,442)	(674,404)
Cash paid for claims				0	(2,612,066)
Other operating revenues	125,844	85,008	384,020	594,872	23,227
NET CASH PROVIDED BY OPERATING ACTIVITIES	9,636,561	5,111,482	911,939	15,659,982	(908,883)
<u>Cash flows from noncapital financing activities:</u>					
Advances out to other funds	(668,776)			(668,776)	
Transfers-out to other funds	(50,000)			(50,000)	932,500
NET CASH PROVIDED BY NONCAPITAL FINANCING ACTIVITIES	(718,776)	0	0	(718,776)	932,500
<u>Cash flows from capital and related financing activities:</u>					
Proceeds from the sale of general obligation notes		2,075,000	925,000	3,000,000	
Proceeds from the sale of general obligation bonds		488,959		488,959	
Acquisition and construction of capital assets	(2,262,124)	(3,799,357)	(376,357)	(6,437,838)	(10,700)
Principal paid on general obligation debt	(6,828,918)	(3,186,374)	(1,390,000)	(11,405,292)	
Interest paid on general obligation debt	(1,698,030)	(1,674,927)	(55,446)	(3,428,403)	
Principal paid on capital leases		0	(34,124)	(34,124)	
Capital contributed by grants	206,257	1,061,382	215,756	1,483,395	
Contributions from customers	17,780	25,470		43,250	
Proceeds from the sale of capital assets	16,243	5,703		21,946	556
NET CASH USED FOR CAPITAL AND RELATED FINANCING ACTIVITIES	(10,548,792)	(5,004,144)	(715,171)	(16,268,107)	(10,144)
<u>Cash flows from investing activities:</u>					
Interest on investments	16,962	14,385	0	31,347	
NET CASH PROVIDED BY INVESTING ACTIVITIES	16,962	14,385	0	31,347	0
NET INCREASE (DECREASE) IN CASH AND CASH EQUIVALENTS	(1,614,045)	121,723	196,768	(1,295,554)	13,473
CASH AND CASH EQUIVALENTS AT BEGINNING OF YEAR	11,043,283	9,391,224	13,634,607	34,069,114	892,011
CASH AND CASH EQUIVALENTS AT END OF YEAR	\$ 9,429,238	\$ 9,512,947	\$13,831,375	\$ 32,773,560	\$ 905,484

The notes to the financial statements are an integral part of this statement.

LAKE COUNTY, OHIO

STATEMENT OF CASH FLOWS PROPRIETARY FUNDS (CONTINUED)

FOR THE YEAR ENDED DECEMBER 31, 2006

	Business-Type Activities - Enterprise Funds				Governmental Activities
	WATER	WASTE- WATER	SOLID WASTE	TOTAL	INTERNAL SERVICE FUNDS
<u>Capital and related financing activities</u> <u>not affecting cash:</u>					
Acquisition of capital assets through contributed capital	\$ 735,799	\$ 2,353,383	\$	\$ 3,089,182	\$
Acquisition of assets capitalized from prior years's construction-in-progress	353,290	357,283		710,573	
NET ACQUISITION OF CAPITAL ASSETS NOT AFFECTING CASH	<u>\$ 1,089,089</u>	<u>\$ 2,710,666</u>	<u>\$ 0</u>	<u>\$ 3,799,755</u>	<u>\$ 0</u>
RECONCILIATION OF OPERATING INCOME TO NET CASH PROVIDED BY OPERATING ACTIVITIES:					
OPERATING INCOME (LOSS)	\$ 5,887,786	\$ (9,064)	\$ 447,719	\$ 6,326,441	\$ (955,798)
Adjustments to reconcile operating income to net cash provided by operating activities:					
Depreciation expense	3,399,754	4,962,382	467,880	8,830,016	23,441
Changes in assets and liabilities:					
(Increase) decrease in accounts receivable	184,230	(50,528)	(11,786)	121,916	(11)
(Increase) decrease in other receivable	320,647			320,647	
(Increase) decrease in inventory	(175,223)	118,324	1,265	(55,634)	(11,044)
(Increase) decrease in due from other funds	0			0	(36,074)
(Increase) decrease in due from other government	0			0	3,542
(Increase) decrease in prepaid items	(2,148)	(3,909)	(215)	(6,272)	1,252
Increase (decrease) in accounts payable	7,460	46,730	(653,411)	(599,221)	58,655
Increase (decrease) in accrued wages	3,083	(10,344)	169	(7,092)	(63)
Increase (decrease) in due to other funds	1,072	(2,655)	1,034	(549)	(291)
Increase (decrease) in due to other governments	(70,003)	19,679	26,702	(23,622)	648
Increase (decrease) in claims payable				0	(4,213)
Increase (decrease) in compensated absences	77,406	38,109	19,936	135,451	11,073
Increase (decrease) in customer deposits	2,497	2,758		5,255	
Increase (decrease) in landfill closure and postclosure costs			612,646	612,646	
Total adjustments	<u>3,748,775</u>	<u>5,120,546</u>	<u>464,220</u>	<u>9,333,541</u>	<u>46,915</u>
NET CASH PROVIDED BY OPERATING ACTIVITIES	<u>\$ 9,636,561</u>	<u>\$ 5,111,482</u>	<u>\$ 911,939</u>	<u>\$ 15,659,982</u>	<u>\$ (908,883)</u>

The notes to the financial statements are an integral part of this statement.

LAKE COUNTY, OHIO

STATEMENT OF FIDUCIARY ASSETS AND LIABILITIES AGENCY FUNDS

DECEMBER 31, 2006

	AGENCY FUNDS
<hr/>	
ASSETS:	
Equity in pooled cash and cash equivalents	\$ 26,529,371
Cash and cash equivalents - non-pooled cash	5,387,194
Receivables:	
Taxes	301,789,867
Special assessments	5,129,499
Due from other governments	<u>2,128,937</u>
TOTAL ASSETS	<u>\$ 340,964,868</u>
<hr/>	
LIABILITIES:	
Due to other governments	\$ 325,412,013
Other liabilities	<u>15,552,855</u>
TOTAL LIABILITIES	<u>\$ 340,964,868</u>

The notes to the financial statements are an integral part of this statement.

LAKE COUNTY, OHIO

NOTES TO THE BASIC FINANCIAL STATEMENTS

NOTE A – DESCRIPTION OF LAKE COUNTY

Lake County was established in March 1840 by an act of the Ohio General Assembly. Situated on Lake Erie in the extreme northeastern part of Ohio, the County operates as a political subdivision of the State of Ohio, exercising only those powers and powers incidental thereto, conferred by the Ohio Legislature. Lake County voters elect a total of eleven legislative and administrative county officials. The three-member Board of Commissioners is the legislative and executive body of the County. The County Auditor is the chief fiscal officer and tax assessor. The County Treasurer serves as the custodian of all County funds and as tax collector. In addition, there are six other elected administrative officials provided for by Ohio law, which include the Clerk of Courts, Coroner, Engineer, Prosecutor, Recorder, and Sheriff. The judicial branch of the County is comprised of four Common Pleas Court Judges, one Domestic Relations Court Judge, one Juvenile Court Judge, one Probate Court Judge and two Court of Appeals Judges.

Lake County provides a myriad of services to its approximately 230,000 residents. The County offers a wide range of human and social services, health and community assistance services, law enforcement services, road and building maintenance services as well as other general and administrative support services. Additionally, Lake County operates a water distribution, a wastewater collection system, a solid waste disposal system and a solid waste-recycling program.

REPORTING ENTITY

The reporting entity is comprised of the primary government, component units and other organizations that are included to ensure that the financial statements of the County are not misleading. The primary government consists of all funds, departments, boards and agencies that are not legally separate from the County. For Lake County, this includes the Children's Services Board, the Board of Mental Retardation and Developmental Disabilities, the Alcohol, Drug Addiction and Mental Health Services Board, and all departments and activities that are directly operated by the elected County officials.

Component units are legally separate organizations for which the County is financially accountable. The County is financially accountable for an organization if the County appoints a voting majority of the organization's governing board and (1) the County is able to significantly influence the programs or services performed or provided by the organization; or (2) the County is legally entitled to or can otherwise access the organization's resources; the County is legally obligated or has otherwise assumed the responsibility to finance the deficits of, or provide financial support to, the organization; or the County is obligated for the debt of the organization. Component units may also include organizations for which the County approves the budget, the issuance of debt or the levying of taxes.

LAKE COUNTY, OHIO

NOTES TO THE BASIC FINANCIAL STATEMENTS

NOTE A – DESCRIPTION OF LAKE COUNTY (CONTINUED)

REPORTING ENTITY (Continued)

Discretely Presented Component Unit

The component unit column in the financial statement identifies the financial data of the County's component unit, Deepwood Industries, Inc. It is reported separately to emphasize that it is legally separate from the County.

DEEPWOOD INDUSTRIES, INC. (the Workshop)

Deepwood Industries, Inc. is a legally separate, not-for-profit corporation, served by a self-appointing board of trustees. The Workshop, under a contractual agreement with the Lake County Board of Mental Retardation and Developmental Disabilities (Board of MR & DD), provides a comprehensive program of services, including employment, for mentally retarded and developmentally disabled citizens of Lake County. The Board of MR & DD provides the Workshop with expenses and personnel for operation of the Workshop, including staff salaries and benefits, equipment and other support services necessary for the implementation of the programs offered by the Workshop. The Workshop cannot issue bonded debt or levy taxes and, thus, is not fiscally independent. Since the Workshop is fiscally dependent on the County and since the Workshop provides services to other agencies in addition to the County government, Deepwood Industries, Inc. is reflected as a component unit of Lake County. Separately issued financial statements can be obtained from Deepwood Industries, Inc., 8121 Deepwood Blvd., Mentor, OH 44060.

Information in the following notes to the basic financial statements is applicable to the primary government. When information is provided relative to the component unit, it is specifically identified.

The County Treasurer, as the custodian of public funds, invests all public monies held on deposit in the County treasury. In the case of the Lake County General Health District and the Lake County Soil and Water Conservation District, the County serves as fiscal agent but is not financially accountable for their operations. Accordingly, the activity of these agencies are presented as agency funds within the basic financial statements.

LAKE COUNTY, OHIO

NOTES TO THE BASIC FINANCIAL STATEMENTS

NOTE A – DESCRIPTION OF LAKE COUNTY (CONTINUED)

REPORTING ENTITY (Continued)

Related Organizations

The following entities are considered related organizations to the reporting entity. This decision was based on the fact that although the Board of Commissioners appoints the majority of the board members of each of these entities, the County is not fiscally accountable for any of these organizations. The Board of County Commissioners cannot impose its will on any of these entities in any manner, nor does there exist any financial benefit or burden relationship between any of these entities and the County. The entities that were determined to be related organizations are:

LAKE METROPARKS

The three Park District Commissioners are appointed by the Probate Judge of the County. The District hires and fires staff, and does not rely on the County to finance deficits. The County is not financially accountable for the District nor is the District financially dependent on the County. The District serves as its own taxing and debt issuance authority and does not receive any funding from the County.

LAKELAND COMMUNITY COLLEGE

Lakeland Community College is designated as a distinct political subdivision and corporate body that provides higher education opportunities to the residents of Lake County. No financial relationship exists between the County and the College. Although the Board of County Commissioners appoints the majority of Lakeland's board members, the College has complete control of its fiscal officers and operations.

LAKETRAN

Laketrans provides bus transportation services to the residents of Lake County. Laketrans is a distinct political subdivision of the State and a separate corporate body. Although all board members are appointed by the Board of County Commissioners, the Laketrans Board has the separate governing authority to levy and collect taxes, adopt its own budget, issue bonds and control its own operations.

LAKE COUNTY, OHIO

NOTES TO THE BASIC FINANCIAL STATEMENTS

NOTE A – DESCRIPTION OF LAKE COUNTY (CONTINUED)

REPORTING ENTITY (Continued)

LAKE COUNTY LIBRARY DISTRICT

The Library District provides library services to residents living in the City of Painesville, Grand River Village, Concord Township, Leroy Township and Painesville Township. Although the Board of County Commissioners appoints a majority of the Library District's board members, the County cannot impose its will on the Library District nor is there a financial benefit received by, or burden placed on, the County with respect to the Library District.

Jointly Governed Organizations

The County is a participant in the following Jointly Governed Organization:

NORTHEAST OHIO COMMUNITY ALTERNATIVE PROGRAM FACILITY (NEOCAP)

The Northeast Ohio Community Alternative Program Facility is a community based corrections facility that provides residents of the facility educational, vocational, substance abuse and support counseling services. The facility is administered by a judicial corrections board consisting of seven common pleas court judges. The members consist of two judges each from Trumbull and Lake Counties, and one judge each from Ashtabula, Geauga and Portage Counties. The Board adopts its own budget, authorizes expenditures and hires and fires its own staff. Funding is provided by the State of Ohio.

LAKE COUNTY, OHIO

NOTES TO THE BASIC FINANCIAL STATEMENTS

NOTE B – SUMMARY OF SIGNIFICANT ACCOUNTING POLICIES

The financial statements of the County have been prepared in conformity with generally accepted accounting principles (GAAP) as applied to governmental units. The Governmental Accounting Standards Board (GASB) is the accepted standard-setting body for establishing governmental accounting and financial reporting principals. The County also applies Financial Accounting Standards Board (FASB) Statements and Interpretations issued on or before November 30, 1989, to its governmental and business-type activities and to its enterprise funds provided they do not conflict with or contradict GASB pronouncements. The most significant of the County's accounting policies are described below.

BASIS OF PRESENTATION

The County's basic financial statements consist of government-wide statements, including a statement of net assets and a statement of activities, and fund financial statements which provide a more detailed level of financial information.

Government-wide Financial Statements

The statement of net assets and the statement of activities display information about the County as a whole. These statements include the financial activities of the primary government, except for fiduciary funds. The activity of the internal service fund is eliminated to avoid "doubling up" revenues and expenses. The statements distinguish between those activities of the County that are governmental and those that are considered business-type activities.

The statement of net assets presents the financial condition of the governmental and business-type activities of the County at year-end. The statement of activities presents a comparison between direct expenses and program revenues for each program or function of the County's governmental activities and for the business-type activities of the County. Direct expenses are those that are specifically associated with a service, program or department and therefore clearly identifiable to a particular function. The policy of the County is not to eliminate the effect of inter-fund services provided and used between functions in the statement of activities. Program revenues include charges paid by the recipient of the goods or services offered by the program, grants and contributions that are restricted to meeting the operational or capital requirements of a particular program and interest earned on grants that is required to be used to support a particular program. Revenues, which are not classified as program revenues, are presented as general revenues of the County, with certain limited exceptions. The comparison of direct expenses with program revenues identifies the extent to which each governmental program or business activity is self-financing or draws from the general revenues of the County.

LAKE COUNTY, OHIO

NOTES TO THE BASIC FINANCIAL STATEMENTS

NOTE B – SUMMARY OF SIGNIFICANT ACCOUNTING POLICIES (CONTINUED)

BASIS OF PRESENTATION (Continued)

Fund Financial Statements

During the year, the County segregates transactions related to certain County functions or activities in separate funds in order to aid financial management and to demonstrate legal compliance. Fund financial statements are designed to present financial information of the County at this more detailed level. The focus of governmental and enterprise fund financial statements is on major funds. Each major fund is presented in a separate column. Nonmajor funds are aggregated and presented in a single column. The internal service fund is presented in a single column on the face of the proprietary fund statements. Fiduciary funds are reported by type.

FUND ACCOUNTING

The County and the Workshop uses funds to maintain its financial records during the year. Fund accounting is designed to demonstrate legal compliance and to aid financial management by segregating transactions related to certain County functions or activities.

A fund is defined as a fiscal and accounting entity with a self-balancing set of accounts recording cash and other financial resources, together with all related liabilities and residual equities or balances, and changes therein, which are segregated for the purpose of carrying on specific activities or attaining certain objectives in accordance with special regulations, restrictions or limitations. For financial statement presentation purposes, the various funds of the County are grouped into the following generic fund types under the broad fund categories governmental, proprietary and fiduciary.

Governmental Funds

Governmental funds are those through which most governmental functions typically are financed. Governmental fund reporting focuses on the sources, uses and balances of current financial resources. Expendable assets are assigned to the various governmental funds according to the purposes for which they may or must be used. Current liabilities are assigned to the fund from which they will be paid. The difference between governmental fund assets and liabilities is reported as fund balance. The following are the County's major governmental funds:

General Fund: The general fund accounts for all financial resources except those required to be accounted for in another fund. The general fund balance is available to the County for any purpose provided it is expended or transferred according to the general laws of Ohio.

LAKE COUNTY, OHIO

NOTES TO THE BASIC FINANCIAL STATEMENTS

NOTE B – SUMMARY OF SIGNIFICANT ACCOUNTING POLICIES (CONTINUED)

FUND ACCOUNTING (Continued)

Governmental Funds (Continued):

Board of Mental Retardation and Developmental Disabilities: The mental retardation board fund accounts for the operation of a school and resident homes for the mentally retarded and developmentally disabled. Revenue sources include a county-wide property tax levy and federal and state grants.

Board of Alcohol, Drug Addiction and Mental Health Services: The mental health board fund accounts for federal and state grants and county-wide property tax levies that are expended primarily to pay the costs of contracts with local mental health agencies that provide services to the public at large.

Special Assessment Debt Service Fund: This fund is used to account for the accumulation of financial resources for, and the payment of, special assessment long-term debt principal, interest and related costs.

The other governmental funds of the County account for grants and other resources whose use is restricted to a particular purpose.

Proprietary Funds:

Proprietary fund reporting focuses on the determination of operating income, changes in net assets, financial position and cash flows. Proprietary funds are classified as either enterprise or internal service.

Enterprise Funds: Enterprise funds may be used to account for any activity for which a fee is charged to external users for goods or services. The following are the County's major enterprise funds:

Water: The County provides water to residential, commercial and industrial customers. Revenue generated through user charges is used for operation, maintenance and capital improvements of the water distribution system.

Wastewater: The County provides sanitary sewer service to residential, commercial and industrial customers. Wastewater charges are based on water usage and serve as the major revenue source for financing the operations and maintenance of the wastewater system.

Solid Waste: This fund is used to account for the financial operations of the County's solid waste removal and landfill activities. Revenues are generated primarily from user tipping fees.

LAKE COUNTY, OHIO

NOTES TO THE BASIC FINANCIAL STATEMENTS

NOTE B – SUMMARY OF SIGNIFICANT ACCOUNTING POLICIES (CONTINUED)

FUND ACCOUNTING (Continued)

Proprietary Funds (Continued)

Internal Service Funds: Internal Service Funds account for the financing of services provided by one department or agency to other departments or agencies of the County on a cost-reimbursement basis. The County's Internal Service Funds are the Central Purchasing, Mailroom and Garage funds, each of which account for the activities of those departments who provide those respective services to other County departments. In addition, the Prescription Self-Insurance and Dental Self-Insurance funds account for the prescription and dental benefits programs offered by the County, which are self-insured.

Fiduciary Funds:

Fiduciary fund reporting focuses on net assets and changes in net assets. The fiduciary fund category is split into four classifications; pension trust funds, investment trust funds, private-purpose trust funds and agency funds. Trust funds are used to account for assets held by the County under a trust agreement for individuals, private organizations, or other governments and are therefore, not available to support the County's own programs. Agency funds are custodial in nature (assets equal liabilities) and do not involve measurement of results of operations. The only fiduciary funds of the County are agency funds. The County's agency funds are primarily established to account for the collection of various taxes, receipts and fees and to account for funds of the Lake County General Health District and the Lake County Soil and Water Conservation District.

MEASUREMENT FOCUS

Government-wide Financial Statements:

The government-wide financial statements are prepared using the economic resources measurement focus. All assets and all liabilities associated with the operation of the County are included on the Statement of Net Assets. The Statement of Activities presents increases (e.g., revenues) and decreases (e.g., expenses) in total net assets.

Fund Financial Statements

All governmental funds are accounted for using a flow of current financial resources measurement focus. With this measurement focus, only current assets and current liabilities generally are included on the balance sheet. The Statement of Revenues, Expenditures and

LAKE COUNTY, OHIO

NOTES TO THE BASIC FINANCIAL STATEMENTS

NOTE B – SUMMARY OF SIGNIFICANT ACCOUNTING POLICIES (CONTINUED)

MEASUREMENT FOCUS (Continued)

Fund Financial Statements (Continued)

Changes in Fund Balances reports on the sources (i.e., revenues and other financing sources) and uses (i.e., expenditures and other financing uses) of current financial resources. This approach differs from the manner in which the governmental activities of the government-wide financial statements are prepared. Governmental fund financial statements therefore include reconciliation with brief explanations to better identify the relationship between the government-wide statements and the statements for governmental funds.

Like the government-wide statements, all proprietary fund types are accounted for on a flow of economic resources measurement focus. All assets and all liabilities associated with the operation of these funds are included on the statement of net assets. The statement of changes in fund net assets presents increases (i.e., revenues) and decreases (i.e., expenses) in net total assets. The statement of cash flows provides information about how the County finances and meets the cash flow needs of its proprietary activities.

The Workshop has adopted Financial Accounting Standard Board Statement of Accounting Standards (FAS) No. 117 (Financial Statements of Not-for-Profit Organizations) for presentation of its financial statements. As such, the financial statements are presented on the basis of unrestricted and restricted net assets.

BASIS OF ACCOUNTING

Basis of accounting determines when transactions are recorded in the financial records and reported on the financial statements. Government-wide financial statements are prepared using the accrual basis of accounting; proprietary and fiduciary funds and the Workshop also use the accrual basis of accounting. Governmental funds use the modified accrual basis of accounting. Differences in the accrual and modified accrual basis of accounting arise in the recognition of revenue, the recording of deferred revenue and in the presentation of expenses versus expenditures.

Revenues - Exchange and Non-exchange Transactions

Revenue resulting from exchange transactions, in which each party gives and receives essentially equal value, is recorded on the accrual basis when the exchange takes place. On a modified accrual basis, revenue is recorded in the year in which the resources are measurable and become available. Available means that the resources will be collected within the current year or are expected to be collected soon enough thereafter to be used to pay liabilities of the current year. For the County, available means expected to be received within sixty days of year-end.

LAKE COUNTY, OHIO

NOTES TO THE BASIC FINANCIAL STATEMENTS

NOTE B – SUMMARY OF SIGNIFICANT ACCOUNTING POLICIES (CONTINUED)

BASIS OF ACCOUNTING (Continued)

Revenues - Exchange and Non-exchange Transactions (Continued)

Non-exchange transactions, in which the County receives value without directly giving equal value in return, include sales taxes, property taxes, grants, entitlements and donations. On an accrual basis, revenue from sales taxes is recognized in the period in which the sale occurs. Revenue from property taxes is recognized in the year for which the taxes are levied (See Note K). Revenue from grants, entitlements and donations is recognized in the year in which all eligibility requirements have been satisfied. Eligibility requirements include timing requirements, which specify the year when the resources are required to be used or the year when use is first permitted, matching requirements, in which the County must provide local resources to be used for a specified purpose, and expenditure requirements, in which the resources are provided to the County on a reimbursement basis. On a modified accrual basis, revenue from non-exchange transactions must also be available before it can be recognized. Under the modified accrual basis, the following revenue sources are considered to be both measurable and available at year-end: sales tax, interest, federal and state grants and subsidies, state-levied locally shared taxes (including motor vehicle license fees and gasoline taxes) and fees.

Deferred Revenue

Deferred revenue arises when assets are recognized before revenue recognition criteria have been satisfied. Property taxes for which there is an enforceable legal claim as of December 31, 2006, but which were levied to finance year 2007 operations, have been recorded as deferred revenue. Grants and entitlements received before the eligibility requirements are met are also recorded as deferred revenue. On governmental fund financial statements, receivables that will not be collected within the available period have also been reported as deferred revenue.

Expenses/Expenditures

On the accrual basis of accounting, expenses are recognized at the time they are incurred. The measurement focus of governmental fund accounting is on decreases in net financial resources (expenditures) rather than expenses. Expenditures are generally recognized in the accounting period in which the related fund liability is incurred, if measurable. Allocations of cost, such as depreciation and amortization, are not recognized in governmental funds.

The Workshop allocates its expenses on a functional basis among its various programs and support services. Expenses and support services that can be identified with a specific program are allocated directly according to their natural expenditure classification. Other expenses that are common to several programs are allocated based on estimates established by the Workshop.

LAKE COUNTY, OHIO

NOTES TO THE BASIC FINANCIAL STATEMENTS

NOTE B – SUMMARY OF SIGNIFICANT ACCOUNTING POLICIES (CONTINUED)

BUDGETARY PROCESS

The major documents prepared are the tax budget, the certificate of estimated resources, and the appropriations resolutions, all of which are prepared on the budgetary basis of accounting. The tax budget demonstrates a need for existing or increased tax rates. The certificate of estimated resources establishes a limit on the amount the County may appropriate. The appropriations resolution is the Commissioner's authorization to spend resources and sets annual limits on expenditures plus encumbrances at the level of control selected by the Commissioners. The legal level of control is at the object level for all funds.

The certificate of estimated resources may be amended during the year if projected increases or decreases in revenue are identified by the County Commissioners. The amounts reported as the original budgeted amounts on the budgetary statements reflect the amounts on the certificate of estimated resources when the original appropriations were adopted. The amounts reported as the final budgeted amounts on the budgetary statements reflect the amounts on the final amended certificate of estimated resources issued during 2006.

The appropriation resolution is subject to amendment throughout the year with the restriction that appropriations cannot exceed estimated resources. The amounts reported as the original budgeted amounts reflect the first appropriation resolution for that fund that covered the entire year, including amounts automatically carried forward from prior years. The amounts reported as the final budgeted amounts represent the final appropriation amounts passed by the Commissioners during the year.

Tax Budget

A budget of estimated revenues and expenditures is submitted to the County Auditor, as Secretary of the County Budget Commission, by July 15 of each year, for the period January 1 to December 31 of the following year.

Estimated Resources

The County Budget Commission reviews estimated revenues and determines if the budget substantiates a need to levy all or part of previously authorized taxes. The Commission certifies its actions to the County by September 1. As part of this certification, the County receives the official certificate of estimated resources, which states the projected revenue of each fund. Prior to December 31, the County must revise its budget so that the total contemplated expenditures from any fund during the ensuing fiscal year will not exceed the amount available as stated in the certificate of estimated resources. The revised budget then serves as the basis for the annual appropriation measure. On or about January 1, the certificate of estimated resources is amended to include any unencumbered balances from the preceding

LAKE COUNTY, OHIO

NOTES TO THE BASIC FINANCIAL STATEMENTS

NOTE B – SUMMARY OF SIGNIFICANT ACCOUNTING POLICIES (CONTINUED)

BUDGETARY PROCESS (Continued)

Estimated Resources (Continued)

year. The certificate may be amended further during the year if the County Auditor determines, and the Budget Commission agrees, that an estimate needs either to be increased or decreased. The amounts reported as the original budgeted amounts in the budgetary statements reflect the amounts in the amended certificate when the original appropriations were adopted. The amounts reported as the final budgeted amounts in the budgetary statements reflect the amounts in the final amended certificate issued during 2006.

Appropriations

A temporary appropriation resolution to control expenditures may be passed on or around January 1 of each year for the period January 1 to March 31. An annual appropriation resolution must be passed by April 1 of each year for the period January 1 to December 31. The appropriation resolution fixes spending authority at the fund, program, department, and object level. The appropriation resolution may be amended during the year as new information becomes available, provided that total fund appropriations do not exceed current estimated resources, as certified.

The allocation of appropriations among departments and objects within a fund may be modified during the year only by a resolution of the Commissioners. Several supplemental appropriation resolutions were legally enacted by the County Commissioners during the year. The amounts reported as the original budgeted amounts in the budgetary statements reflect the first appropriated budget that covered the entire year, including amounts automatically carried over from prior years. The amounts reported as the final budgeted amounts in the budgetary comparisons represent the final appropriation amounts, including all amendments and modifications.

Budgeted Level of Expenditures

Administrative control is maintained through the establishment of detailed line-item budgets. Appropriated funds may not be expended for the purposes other than those designated in the appropriation resolution without authority from the Commissioners. Expenditures plus encumbrances may not legally exceed appropriations at the level of appropriation. Commissioners' appropriations are made at the object level for all funds.

LAKE COUNTY, OHIO

NOTES TO THE BASIC FINANCIAL STATEMENTS

NOTE B – SUMMARY OF SIGNIFICANT ACCOUNTING POLICIES (CONTINUED)

BUDGETARY PROCESS (Continued)

Lapsing of Appropriations

At the close of each year, the unencumbered balance of each appropriation reverts to the respective fund from which it was appropriated and becomes subject to future appropriations. The encumbered appropriation balance is carried forward to the succeeding fiscal year and is not reappropriated.

Encumbrances

As part of formal budgetary control, purchase orders, contracts and other commitments for the expenditure of monies are encumbered and recorded as the equivalent of expenditures on the non-GAAP budgetary basis in order to reserve that portion of the applicable appropriation and to determine and maintain legal compliance. The Ohio Revised Code prohibits expenditures plus encumbrances from exceeding appropriations. On the GAAP basis, encumbrances outstanding at year-end are reported as reservations of fund balances for subsequent-year expenditures for governmental funds.

Budgetary information for the Workshop is not reported because the Workshop is not included in the entity for which the “appropriated budget” is adopted and it does not adopt a separate budget.

POOLED CASH AND CASH EQUIVALENTS

The County Treasurer invests all active County funds. Active County funds are invested in federal agency obligations and commercial paper. Inactive funds are invested in certificates of deposit and the State Treasurer’s Investment Pool. The County pools its cash for investment purposes to capture the highest return. Investment income is distributed to various funds based upon their average daily cash balances. Investments are reported at fair value, which is based on quoted market prices. Interest income earned in 2006 totaled \$8,969,531. For purposes of reporting cash flows, cash and cash equivalents include all cash items, investments and deposits which can readily be converted into cash. Certificates of deposit are included regardless of initial maturity as they meet the criteria for ready conversion.

The County has invested funds in the State Treasury Asset Reserve of Ohio (STAROhio) during 2006. STAROhio is an investment pool managed by the State Treasurer’s Office which allows governments within the State to pool their funds for investment purposes. STAROhio is not registered with the SEC as an investment company, but does operate in a manner consistent with Rule 2a7 of the Investment Company Act of 1940. Investments in STAROhio are valued at STAROhio’s share price which is the same as the fair value of the underlying investment.

LAKE COUNTY, OHIO

NOTES TO THE BASIC FINANCIAL STATEMENTS

NOTE B – SUMMARY OF SIGNIFICANT ACCOUNTING POLICIES (CONTINUED)

INVENTORY OF SUPPLIES

On government-wide financial statements, inventories are presented at the lower of cost or market on a first-in, first-out basis and are expensed when used.

On fund financial statements, inventories of governmental funds are stated at cost while inventories of proprietary funds are stated at the lower of cost or market. For all funds, cost is determined on a first-in, first-out basis. The cost of inventory items is recorded as expenditures in the governmental fund types when purchased. Inventories of the enterprise fund are expensed when used.

LOANS RECEIVABLE

The Community Development Block Grant program (CDBG) provides loans to small and medium sized businesses and certain qualified homeowners. The maximum loan term is twenty years and as loans are paid back they are available for future loans. Revenues are recorded when measurable and available.

ADVANCES TO OTHER FUNDS

Non-current portions of long-term interfund loan receivables are reported as advances and are offset equally by a fund balance reserve account. This indicates that they do not constitute expendable available financial resources, and, therefore, are not available for appropriation.

PREPAID ITEMS

Payments made to vendors for services that will benefit periods beyond December 31, 2006 are recorded as prepaid items using the consumption method by recording a current asset for the prepaid amount and reflecting the expenditure/expense in the year in which services are consumed.

INTERFUND BALANCES

On fund financial statements, outstanding interfund loans and unpaid amounts for interfund services are reported as “due to/from other funds”. Interfund loans which do not represent available expendable resources are offset by a fund balance reserve account. Interfund balance amounts are eliminated in the statement of net assets, except for any net residual amounts due between governmental and business-type activities, which are presented as internal balances.

LAKE COUNTY, OHIO

NOTES TO THE BASIC FINANCIAL STATEMENTS

NOTE B – SUMMARY OF SIGNIFICANT ACCOUNTING POLICIES (CONTINUED)

BOND ISSUANCE COSTS

In governmental fund types, bond issuance costs are recognized in the current period. Bond issuance costs for proprietary fund types are deferred and amortized over the term of the bonds using the bonds-outstanding method, which approximates the effective interest method.

CAPITAL ASSETS

General capital assets are capital assets, which are associated with and generally arise from governmental activities. They generally result from expenditures in the governmental funds. General capital assets are reported in the governmental activities column of the government-wide statement of net assets but are not reported in the fund financial statements. Capital assets utilized by the proprietary funds are reported both in the business-type activities column of the government-wide statement of net assets and in the respective funds.

All capital assets are capitalized at cost (or estimated historical cost) and updated for additions and retirements during the year. Donated capital assets are recorded at their fair market values as of the date received. The County maintains a capitalization threshold of one thousand dollars. The County's infrastructure consists of roads, bridges, and culverts. Water and sanitary sewers and the associated operation facilities, as well as the County's landfill facilities are reported as utility plant in service. Improvements are capitalized; the costs of normal maintenance and repairs that do not add to the value of the asset or materially extend an asset's life are not. Interest incurred during the construction of proprietary fund capital assets is also capitalized.

All capital assets are depreciated except for land and construction in progress. Improvements are depreciated over the remaining useful lives of the related capital assets. Useful lives for infrastructure were estimated based on the County's historical records of necessary improvements and replacement. Depreciation is computed using the straight-line method over the following useful lives:

<u>Description</u>	<u>Governmental Activities Estimated Lives</u>	<u>Business-Type Activities Estimated Lives</u>
Land Improvements	20 years	20 years
Buildings and Other Structures	20-45 years	20-45 years
Furniture, Fixtures and Equipment	3-20 years	3-20 years
Infrastructure	30-65 years	30-65 years

LAKE COUNTY, OHIO

NOTES TO THE BASIC FINANCIAL STATEMENTS

NOTE B – SUMMARY OF SIGNIFICANT ACCOUNTING POLICIES (CONTINUED)

CAPITALIZATION OF INTEREST

The County's policy is to capitalize net interest on proprietary fund construction projects until substantial completion of the project. The amount of capitalization interest equals the difference between the interest cost associated with the tax-exempt borrowing used to finance the project and the interest earned from temporary investment of the debt proceeds. Capitalized interest is amortized on the straight-line basis over the estimated life of the asset. Total interest capitalized in 2006 and included in construction-in-progress for the Enterprise Funds was \$111,726.

ACCRUED LIABILITIES AND LONG-TERM OBLIGATIONS

All payables, accrued liabilities and long-term obligations are reported in the government-wide financial statements, and all payables, accrued liabilities and long-term obligations payable from proprietary funds are reported in the proprietary fund financial statements.

In general, governmental fund payables and accrued liabilities that, once incurred, are paid in a timely manner and in full from current financial resources are reported as obligations of the funds. However, claims and judgments, compensated absences, special termination benefits and contractually required pension contributions that will be paid from governmental funds are reported as a liability in the fund financial statements only to the extent that they are due for payment during the current year. Bonds and capital leases are recognized as a liability in the fund financial statements when due.

COMPENSATED ABSENCES

The County reports compensated absences in accordance with the provisions of GASB Statement No. 16, "Accounting for Compensated Absences" as interpreted by Interpretation No. 6 of the GASB, "Recognition and Measurement of Certain Liabilities and Expenditures in Governmental Fund Financial Statements".

Vacation benefits are accrued as a liability as the benefits are earned if the employees' rights to receive compensation are attributable to services already rendered and it is probable that the employer will compensate the employees for the benefits through paid time off or some other means. Employees earn vacation time at varying rates depending on the duration of their employment. There is no requirement that annual leave be taken, but Ohio law requires vacation not be accumulated more than three (3) years.

LAKE COUNTY, OHIO

NOTES TO THE BASIC FINANCIAL STATEMENTS

NOTE B – SUMMARY OF SIGNIFICANT ACCOUNTING POLICIES (CONTINUED)

COMPENSATED ABSENCES (Continued)

Employees earn 15 sick days per year. Upon retirement or termination of employment, all employees with the exception of Veteran’s Services employees, who receive payment for their entire accrued balance, are paid sick leave according to the following schedule:

<u>Years of Employment (Inclusive)</u>	<u>Percentage of Accrued Unused Sick Hours Paid</u>	<u>Not to Exceed (Hours)</u>
5 thru 9	25%	240
10 thru 14	50%	480
15 thru 19	60%	576
20 thru 24	70%	672
25 thru 29	80%	768
30 thru 34	90%	864
35 and over	100%	960

Sick leave benefits are accrued as a liability using the termination payment method. An accrual for earned sick leave is made to the extent that it is probable that the benefits will result in termination payments. The liability is based on the County’s past experience of making termination payments.

FUND BALANCE RESERVES/DESIGNATIONS

The County records reservations for portions of fund balances, which are legally segregated for specific future uses or which do not represent available spendable resources and, therefore, are not available for appropriations for expenditures. Designations of fund balances are amounts that have been designated by management for a specific future use, which are not legally segregated. Unreserved/undesignated fund balance indicates that portion of fund balance which is available for appropriations in future periods.

NET ASSETS

Net assets represent the difference between assets and liabilities. Net assets invested in capital assets, net of related debt consists of capital assets, net of accumulated depreciation, reduced by the outstanding balances of any borrowing used for the acquisition, construction or improvement of those assets. Net assets are reported as restricted when there are limitations imposed on their use either through constitutional provisions or enabling legislation or through external restrictions imposed by creditors, grantors or laws or regulations of other governments. Net assets restricted for other purposes include, among others, funds for the operation of a school; resident homes for the mentally retarded and developmentally disabled; the medical, financial and social support to general relief recipients; the support and placement of children; County road and bridge repair/improvement programs; various judicial and public safety programs and other grant funds.

LAKE COUNTY, OHIO

NOTES TO THE BASIC FINANCIAL STATEMENTS

NOTE B – SUMMARY OF SIGNIFICANT ACCOUNTING POLICIES (CONTINUED)

NET ASSETS (Continued)

The County applies restricted resources when an expense is incurred for purposes for which both restricted and unrestricted net assets are available. The government wide statement of net assets reports \$78,089,481 of restricted net assets, of which \$19,976,056 is restricted by enabling legislation.

OPERATING REVENUES AND EXPENSES

Operating revenues are those revenues that are generated directly from the primary activity of the proprietary funds. For the County, these revenues are charges for services for providing water service, providing wastewater treatment service, utilization of the County landfill, fees for services provided by internal service departments to other departments, and self-insurance programs. Operating expenses are necessary costs incurred to provide the goods or service that is the primary activity of the fund. All revenues and expenses not meeting these definitions are classified as nonoperating.

INTERFUND TRANSACTIONS

Transfers between governmental and business-type activities on the government-wide statements are reported in the same manner as general revenues.

Exchange transactions between funds are reported as revenues in the seller funds and as expenditures/expenses in the purchaser funds. Flows of cash or goods from one fund to another without a requirement for repayment are reported as interfund transfers. Interfund transfers are reported as other financing sources/uses in governmental funds and after nonoperating revenues/expenses in proprietary funds. Repayments from funds responsible for particular expenditures/expenses to the funds that initially paid for them are not presented on the financial statements.

EXTRAORDINARY AND SPECIAL ITEMS

Extraordinary items are transactions or events that are both unusual in nature and infrequent in occurrence. Special items are transactions or events that are within the control of the County and that are either unusual in nature or infrequent in occurrence. Neither type of transaction occurred during 2006.

ESTIMATES

The preparation of the financial statements in conformity with generally accepted accounting principles requires management to make estimates and assumptions that affect the amounts reported in the financial statements and accompanying notes. Actual results may differ from those estimates.

LAKE COUNTY, OHIO

NOTES TO THE BASIC FINANCIAL STATEMENTS

NOTE C – CHANGES IN ACCOUNTING PRINCIPLES

For fiscal year 2006, the County has implemented GASB Statement No. 44, “Economic Condition Reporting: The Statistical Section” and GASB Statement No. 47, “Accounting for Termination Benefits”.

GASB Statement No. 44 is to improve the understandability and usefulness of the information that State and local governments present as supplementary information in the statistical section.

GASB Statement No. 47 establishes standards of accounting and financial reporting for termination benefits.

The implementation of GASB Statement No. 47 did not affect the presentation of the financial statements of the County.

LAKE COUNTY, OHIO

NOTES TO THE BASIC FINANCIAL STATEMENTS

NOTE D – RECONCILIATION OF BUDGET BASIS TO GAAP BASIS

While the County is reporting financial position, results of operations and changes in fund balance on the basis of generally accepted accounting principles (GAAP), the budgetary basis as provided by law is based upon accounting for certain transactions on a basis of cash receipts, disbursements and encumbrances. The Statements of Revenues, Expenditures and Changes in Fund Balances – Budget and Actual (Budget Basis) are presented in the basic financial statements for the General Fund and Other Major Funds. The major differences between the budget basis and the GAAP basis are:

- (a) Revenues are recorded when received in cash (budget basis) as opposed to when susceptible to accrual (GAAP basis).
- (b) Expenditures/expenses are recorded when paid in cash (budget basis) as opposed to when the liability is incurred (GAAP basis).
- (c) Outstanding year end encumbrances are treated as expenditures (budget basis) rather than as a reservation of fund balance (GAAP basis) for governmental funds.

Net Change in Fund Balance General and Major Funds

	<u>General</u>	<u>MR & DD Board</u>	<u>ADAMHS Board</u>	<u>Special Assessment Debt Service</u>
GAAP Basis	\$3,283,804	\$ 2,574,973	\$ 682,372	\$ (42,786)
Net Adjustment of Revenue				
Accruals	(697,311)	(1,594,758)	(84,821)	52,762
Beginning Fair Value				
Adjustment for Investments	(349,079)	0	0	0
Ending Fair Value				
Adjustment for Investments	(1,140,227)	0	0	0
Net Adjustment for				
Expenditure Accruals	(303,856)	472,558	81,869	0
Advances-In	668,776	0	0	0
Advances-Out	(167,412)	0	0	0
Encumbrances	<u>534,877</u>	<u>(330,622)</u>	<u>(55,760)</u>	<u>0</u>
Budget Basis	<u>\$ 1,829,572</u>	<u>\$ 1,122,151</u>	<u>\$ 623,660</u>	<u>\$ 9,976</u>

LAKE COUNTY, OHIO

NOTES TO THE BASIC FINANCIAL STATEMENTS

NOTE E – DEPOSITS AND INVESTMENTS

PRIMARY GOVERNMENT

State statutes classify monies held by the County into these categories.

Active deposits are public deposit necessary to meet current demands on the County treasury. Such monies must be maintained either as cash in the County treasury, in commercial accounts payable or withdrawable on demand, including negotiable order of withdrawal (NOW) accounts, or in money market deposit accounts.

Inactive deposits are public deposits that the County has identified as not required for normal daily operating needs. Inactive deposits must either be evidenced by certificates of deposit maturing not later than five years from the date of purchase, or by savings or deposit accounts including, but not limited to, passbook accounts.

Protection of the County's deposits is provided by the Federal Deposit Insurance Corporation, by eligible securities pledged by the financial institution as security for repayment, by Surety Company bonds issued in the name of the County or by a single collateral pool established by the financial institution to secure the repayment of all public monies deposited with the institution. Inactive monies can be deposited or invested in the following securities:

1. United States Treasury notes, bills, bonds, or any other obligation or security issued by the United States Treasury or any other obligation guaranteed as to principal or interest by the United States;
2. Bonds, notes, debentures, or any other obligations or securities issued by any federal government agency or instrumentality, including, but not limited to, the Federal National Mortgage Association, Federal Home Loan Bank, Federal Farm Credit Bank, Federal Home Loan Mortgage Corporation, Government National Mortgage Association, and Student Loan Marketing Association. All federal agency securities shall be direct issuances of federal government agencies or instrumentalities;
3. Written repurchase agreements in the securities listed above provided that the market value of the securities subject to the repurchase agreement must exceed the principal value of the agreement by at least two percent and be marked to market daily, and that the term of the agreement must not exceed thirty days;
4. Bond and other obligations of the State of Ohio or its political subdivisions;
5. No-load money market mutual funds consisting exclusively of obligations described in divisions (1) and (2) and repurchase agreements secured by such obligations, provided that investments in securities described in this division are made only through eligible institutions;

LAKE COUNTY, OHIO

NOTES TO THE BASIC FINANCIAL STATEMENTS

NOTE E – DEPOSITS AND INVESTMENTS (CONTINUED)

PRIMARY GOVERNMENT (Continued)

6. The State Treasurer's investment pool (STAR Ohio);
7. High grade commercial paper or bankers acceptances for a period not to exceed 180 days and in a combined amount not to exceed twenty-five percent of the County's total average portfolio.

Investments in stripped principal or interest obligations reverse repurchase agreements and derivatives are prohibited. The issuance of taxable notes for the purpose of arbitrage, the use of leverage and short selling are also prohibited. An investment must mature within five years from the date of purchase unless matched to a specific obligation or debt of the County, and must be purchased with the expectation that it will be held to maturity.

Investments may only be made through specified dealers and institutions. Payment for investments may be made only upon delivery of the securities representing the investments to the Treasurer or, if the securities are not represented by a certificate, upon receipt of confirmation of transfer from the custodian.

DEPOSITS

Custodial Credit Risk

At December 31, 2006, the carrying amount of the County's deposits was \$69,503,861. Based on the criteria described in GASB 40, "Deposits and Investment Risk Disclosures", as of December 31, 2006, \$74,503,868 of the County's bank balance of \$76,307,875 was exposed to custodial risk as discussed below, while \$1,804,007 was covered by the Federal Deposit Insurance Corporation (FDIC). Although all State statutory requirements for the deposit of money had been followed, non-compliance with federal requirements could potentially subject the County to a successful claim by the FDIC.

Custodial credit risk is the risk that, in the event of bank failure, the County's deposits may not be returned. All deposits collateralized with eligible securities in amounts equal to at least 105% of the carrying value of the deposits. Such collateral, as permitted by the Ohio Revised Code, is held in single financial collateral pools at Federal Reserve Banks, or at member banks of the Federal Reserve System, in the name of the respective depository bank and pledged as a pool of collateral against all of the public deposits it holds or as specific collateral held by the Federal Reserve Bank in the name of the County.

LAKE COUNTY, OHIO

NOTES TO THE BASIC FINANCIAL STATEMENTS

NOTE E – DEPOSITS AND INVESTMENTS (CONTINUED)

INVESTMENTS

Investments are reported at fair value. As of December 31, 2006, the County had the following investments:

	Maturity				Total
	Less Than Six Months	More Than Six Months But Less Than One Year	More Than One Year But Less Than Three Years	More Than Three Years But Less Than Five Years	
Federal Home Loan Mortgage Corporation Notes	\$ 121,466	\$ 6,129,226	\$ 2,986,650	\$ 0	\$ 9,237,342
Federal Home Loan Bank Notes	50,162	2,997,930	23,241,541	2,995,320	29,284,953
Federal National Mortgage Association Notes	70,693	18,653,060	5,995,715	2,504,182	27,223,650
Federal Farm Credit Bank	0	0	3,000,460	0	3,000,460
STAR Ohio	<u>24,159,032</u>	<u>0</u>	<u>0</u>	<u>0</u>	<u>24,159,032</u>
Total Portfolio	<u>\$24,401,353</u>	<u>\$27,780,216</u>	<u>\$35,224,366</u>	<u>\$5,499,502</u>	<u>\$92,905,437</u>

Interest Rate Risk

As a means of limiting its exposure to fair value losses caused by rising interest rates, the County's investment policy requires that operating funds be invested primarily within five years from the date of purchase and that the County's investment portfolio be structured so that securities mature to meet cash requirements for ongoing operations and/or long-term debt payments. The stated intent of this policy is to avoid the need to sell securities prior to maturity.

Credit Risk

The Federal Home Loan Mortgage Corporation Notes, the Federal Home Loan Bank Bonds, the Federal Farm Credit Bank and the National Mortgage Association Notes carry a rating of AAA by Standard & Poor's and STAR Ohio also carries a rating of AAAM by Standard & Poor's. Ohio law requires that STAR Ohio maintain the highest rating provided by at least one nationally recognized standard rating service. The County has no investment policy that would further limit its investment choices.

LAKE COUNTY, OHIO

NOTES TO THE BASIC FINANCIAL STATEMENTS

NOTE E – DEPOSITS AND INVESTMENTS (CONTINUED)

INVESTMENTS (Continued)

Custodial Credit Risk

For an investment, custodial credit risk is the risk that, in the event of the failure of the counterparty, the County will not be able to recover the value of its investments or collateral securities that are in the possession of an outside party. The Federal Home Loan Mortgage Corporation Notes, the Federal Home Loan Bank Notes, the Federal Farm Credit Bank, and the Federal National Mortgage Association Notes are exposed to custodial credit risk in that they are uninsured, unregistered and held by the counterparty's trust department or agent but not in the County's name. The County has no investment policy dealing with investment custodial risk beyond the requirement in State statute that prohibits payment for investments prior to the delivery of the securities representing such investments to the Treasurer or qualified trustee.

Concentration of Credit Risk

The County places no limit on the amount it may invest in any one issuer. The following is the County's allocation as of December 31, 2006:

<u>Investment</u>	<u>Percentage of Investments</u>
Star Ohio	26.00%
Federal Home Loan Mortgage Corporation Notes	9.94%
Federal Home Loan Bank Notes	31.53%
Federal Farm Credit Bank	3.23%
Federal National Mortgage Association Notes	29.30%

COMPONENT UNIT

At December 31, 2006 the carrying amount of Deepwood Industries, Inc. Workshop's deposits was \$352,983. Based on the criteria described in GASB 40 "Deposits and Investments Risk Disclosures", as of December 31, 2006, \$126,775 of the Workshop's bank balance of \$367,909 was exposed to custodial risk, while \$241,134 covered by the Federal Depository Insurance Corporation.

Also at December 31, 2006, the Workshop had investments, strictly in mutual funds, in the amount of \$171,921. These investments were reported at fair value with maturities less than six months. The full amount of the investments was protected by the Securities Investor Protection Corporation. There are no statutory guidelines regarding the deposit and investment of funds by the not-for-profit corporation.

LAKE COUNTY, OHIO

NOTES TO THE BASIC FINANCIAL STATEMENTS

NOTE F – CAPITAL ASSETS

Capital asset activity for the year ended December 31, 2006, was as follows:

	<u>Beginning Balance</u>	<u>Additions</u>	<u>Reductions</u>	<u>Ending Balance</u>
Governmental Activities:				
<i>Capital assets not being depreciated:</i>				
Land	\$ 3,658,414	\$ 0	\$ 0	\$ 3,658,414
Construction in progress	<u>21,382,349</u>	<u>3,457,170</u>	<u>4,437,593</u>	<u>20,401,926</u>
<i>Total capital assets not being depreciated</i>	<u>25,040,763</u>	<u>3,457,170</u>	<u>4,437,593</u>	<u>24,060,340</u>
<i>Capital assets being depreciated:</i>				
Land improvements	767,629	13,980	0	781,609
Buildings and other structures	83,404,633	4,067,469	1,897,733	85,574,369
Furniture, fixtures and equipment	45,925,182	4,644,184	5,321,547	45,247,819
Infrastructure	<u>136,106,568</u>	<u>2,520,500</u>	<u>0</u>	<u>138,627,068</u>
<i>Total capital assets being depreciated</i>	<u>266,204,012</u>	<u>11,246,133</u>	<u>7,219,280</u>	<u>270,230,865</u>
<i>Less accumulated depreciation for:</i>				
Land improvements	458,324	34,664	0	492,988
Buildings and other structures	34,823,611	1,953,031	580,779	36,195,863
Furniture, fixtures and equipment	32,370,412	3,964,642	2,729,288	33,605,766
Infrastructure	<u>38,704,087</u>	<u>3,361,779</u>	<u>0</u>	<u>42,065,866</u>
<i>Total accumulated depreciation</i>	<u>106,356,434</u>	* <u>9,314,116</u>	<u>3,310,067</u>	<u>112,360,483</u>
<i>Total capital assets being depreciated, net</i>	<u>159,847,578</u>	<u>1,932,017</u>	<u>3,909,213</u>	<u>157,870,382</u>
<i>Governmental activities capital assets, net</i>	<u>\$184,888,341</u>	<u>\$5,389,187</u>	<u>\$8,346,806</u>	<u>\$181,930,722</u>

LAKE COUNTY, OHIO

NOTES TO THE BASIC FINANCIAL STATEMENTS

NOTE F – CAPITAL ASSETS (CONTINUED)

*Depreciation expense was charged to governmental activities as follows:

General Government	\$ 830,694
General Government (Int. Svc.)	23,441
Judicial and Public Safety	3,516,199
Public Works	3,898,861
Human Services	820,133
Health	<u>224,788</u>
 Total Governmental Activities Depreciation Expense	 <u>\$ 9,314,116</u>

Business-type Activities:	<u>Beginning Balance</u>	<u>Additions</u>	<u>Reductions</u>	<u>Ending Balance</u>
<i>Capital assets not being depreciated:</i>				
Land	\$ 3,587,646	\$ 0	\$ 0	\$ 3,587,646
Construction in progress	<u>9,779,784</u>	<u>5,720,041</u>	<u>733,259</u>	<u>14,766,566</u>
<i>Total capital asset not being depreciated</i>	<u>13,367,430</u>	<u>5,720,041</u>	<u>733,259</u>	<u>18,354,212</u>
<i>Capital assets being depreciated:</i>				
Land improvements	339,475	0	0	339,475
Utility plant in service	332,265,841	3,822,441	0	336,088,282
Furniture, fixtures and equipment	<u>8,311,222</u>	<u>609,440</u>	<u>147,592</u>	<u>8,773,070</u>
<i>Total capital assets being depreciated</i>	<u>340,916,538</u>	<u>4,431,881</u>	<u>147,592</u>	<u>345,200,827</u>
<i>Less accumulated depreciation for:</i>				
Land improvements	167,483	16,695	0	184,178
Utility plant in service	153,604,541	8,307,406	0	161,911,947
Furniture, fixtures and equipment	<u>6,584,567</u>	<u>504,479</u>	<u>146,156</u>	<u>6,942,890</u>
<i>Total accumulated depreciation</i>	<u>160,356,591</u>	<u>8,828,580</u>	<u>146,156</u>	<u>169,039,015</u>
<i>Total capital assets being depreciated, net</i>	<u>180,559,947</u>	<u>(4,396,699)</u>	<u>1,436</u>	<u>176,161,812</u>
<i>Business-type activities capital assets, net</i>	<u>\$193,927,377</u>	<u>\$1,323,342</u>	<u>\$734,695</u>	<u>\$194,516,024</u>

LAKE COUNTY, OHIO

NOTES TO THE BASIC FINANCIAL STATEMENTS

NOTE G – INTERFUND RECEIVABLES/PAYABLES

Interfund balances at December 31, 2006, consisted of the following amounts and represent charges for services or reimbursable expenses. These remaining balances resulted from the time lag between the dates that (1) interfund goods or services are provided or reimbursable expenditures occurred, (2) transactions are recorded in the accounting records, and (3) payments between funds are made. All are expected to be paid within one year.

	<u>DUE FROM RECEIVABLES</u>	<u>DUE TO PAYABLES</u>
<u>Governmental Major Funds:</u>		
General Fund	\$1,092,237	\$ 97,036
MR & DD Board		37,335
ADAMHS Board	<u>23,088</u>	<u>278</u>
Total Governmental Major Funds	1,115,325	134,649
<u>Enterprise Major Funds:</u>		
Water	21,200	2,163,451
Wastewater	675,000	27,010
Solid Waste	<u>319,177</u>	<u>1,598</u>
Total Enterprise Major Funds	1,015,377	2,192,059
<u>Nonmajor Special Revenue Funds:</u>		
Public Assistance		10,395
Children's Services		1,452
Child Support Enforcement		117,696
Felony Delinquent Custody & Care		234
Auto License and Gasoline Tax	55,738	1,019
Engineer's Stormwater Management		55,855
Dog and Kennel		1,263
Narcotics Agency		1,978
Forensic Crime Laboratory		5,609
Emergency Management Agency		322
Prosecutor's 4-D	72,911	85
800 MHZ Communications System		848
Domestic Relations 4-D	26,442	141
Juvenile Court IV-D	14,403	
Certificate of Title Administration		53
Clerk of Courts Computerization		378
Concealed Handgun License		94

LAKE COUNTY, OHIO

NOTES TO THE BASIC FINANCIAL STATEMENTS

NOTE G – INTERFUND RECEIVABLES/PAYABLES (CONTINUED)

	<u>DUE FROM RECEIVABLES</u>	<u>DUE TO PAYABLES</u>
<u>Nonmajor Special Revenue Funds (continued):</u>		
Probate Court Computerization	\$	\$ 60
Telecommunications	41,505	643
Wireless Government Access		55,017
Real Estate Assessment		6,613
Treasurer's Delinquent Tax		941
Hotel/Motel		4
Home Program		41
Community Development Block Grant		<u>32,581</u>
Total Special Revenue Funds	<u>210,999</u>	<u>293,322</u>
<u>Nonmajor Capital Project Funds:</u>		
MR & DD Capital Improvement		165
Permanent Improvement	<u>163,081</u>	<u>8,200</u>
Total Capital Project Funds	<u>163,081</u>	<u>8,365</u>
<u>Internal Service Funds:</u>		
Central Purchasing	46,289	107
Mailroom	37,747	48
Garage	<u>39,732</u>	<u>0</u>
Total Internal Service Funds	<u>123,768</u>	<u>155</u>
 TOTAL – ALL FUNDS	 <u>\$2,628,550</u>	 <u>\$2,628,550</u>

	<u>ADVANCES TO OTHER FUNDS RECEIVABLES</u>	<u>ADVANCES FROM OTHER FUNDS PAYABLES</u>
General Fund	\$ 1,221,188	
Additional Motor Vehicle Tax	770,000	
Engineer's Stormwater Management		\$ 770,000
Juvenile Court Computerization		167,412
Water		<u>1,053,776</u>

LAKE COUNTY, OHIO

NOTES TO THE BASIC FINANCIAL STATEMENTS

NOTE H – LONG-TERM DEBT

Changes in the County's long-term obligations during the year ended December 31, 2006, consist of the following:

YEAR ISSUED/ FINAL MATURITY	PURPOSE/ DESCRIPTION	ORIGINAL PRINCIPAL AMOUNT	INTEREST RATE	BALANCE JAN. 1, 2006	ADDITIONS	REDUCTIONS	BALANCE DEC. 31, 2006	AMOUNTS DUE IN ONE YEAR
GOVERNMENTAL ACTIVITIES								
<i>General Obligation Bonds</i>								
1986/2011	Detention Facility	\$15,725,000	6.75%	\$ 3,930,000	\$ 0	\$ (655,000)	\$ 3,275,000	\$ 655,000
1999/2009	Voting Machines	2,000,000	4.80%-5.30%	800,000	0	(200,000)	600,000	200,000
2001/2010	Juvenile Justice Center and Courthouse Annex	7,660,000	3.35%-4.25%	4,580,000	0	(845,000)	3,735,000	880,000
2005/2025	County Building Improvement & Refunding	15,500,000	3.00%-5.00%	15,500,000	0	(275,000)	15,225,000	280,000
2005/2010	Forensic Crime Laboratory	636,000	3.00%-5.00%	528,000	0	(100,000)	428,000	104,000
2005/2015	Human Services Center	2,500,000	3.00%-5.00%	<u>1,580,000</u>	<u>0</u>	<u>(135,000)</u>	<u>1,445,000</u>	<u>135,000</u>
Total General Obligation Bonds – Unvoted				26,918,000	0	(2,210,000)	24,708,000	2,254,000
<i>Special Assessment Bonds with Government Commitment</i>								
2005/2010	Blackmore, Birch, Iowa 167W, 169W, 170W	159,000	3.00%-5.00%	132,000	0	(25,000)	107,000	26,000
1994/2014	Proj. 176W, 178W, 180W, 183W, 187W, 193W, 195W, 199W, 182S, 186S	1,340,000	5.60%-7.75%	625,000	0	(65,000)	560,000	70,000
1987/2006	Hubbard, Cedar Glen	625,320	7.875%	35,000	0	(35,000)	0	0
1996/2016	Perry Area 166S	965,000	4.95%-6.75%	550,000	0	(50,000)	500,000	50,000
1999/2019	Proj. 194W, 200S, 201W, 202W, 203W, 208W, 209W, 217W, 225W	850,000	5.80%	580,000	0	(50,000)	530,000	50,000
2000/2020	Girdled, Wood, Timberlane 206W, 220W, 227W	1,145,000	5.60%	870,000	0	(55,000)	815,000	55,000
2000/2020	Pinecrest Area, Beechersbrook Lane, Imperial Woods, 216W, 231W, 221S	1,280,000	5.60%	1,020,000	0	(65,000)	955,000	65,000
2002/2022	Concord Area, Lane, Shepard, Lockwood, 234S, 212W, 240W	2,862,500	2.00%-4.75%	2,559,950	0	(112,350)	2,447,600	115,300
2004/2024	Windpoint Reserve, McMackin, South Ridge, Shepard, Baldwin, Althea, Dormae Roads, 242S, 243W, 248W, 249W, 250W, 251W, 253W	1,610,000	2.00%-5.35%	1,565,000	0	(60,000)	1,505,000	60,000
2005/2025	Mount Royal, Spring Lake, Spring Lake Loop, 241W, 246W, 265W	670,000	3.50%-5.00%	<u>670,000</u>	<u>0</u>	<u>(20,000)</u>	<u>650,000</u>	<u>25,000</u>
Total Special Assessment Bonds				8,606,950	0	(537,350)	8,069,600	516,300
<i>Unamortized Premium on Debt Issues</i>				675,094	0	(20,359)	654,735	20,740
<i>Compensated Absences</i>				10,572,190	958,040	(963,078)	10,567,152	666,786
<i>Capital Leases</i>				0	100,147	(11,904)	88,243	49,346
TOTAL GOVERNMENTAL ACTIVITIES				<u>\$46,772,234</u>	<u>\$1,058,187</u>	<u>\$(3,742,691)</u>	<u>\$44,087,730</u>	<u>\$3,507,172</u>

LAKE COUNTY, OHIO

NOTES TO THE BASIC FINANCIAL STATEMENTS

NOTE H – LONG-TERM DEBT (CONTINUED)

YEAR ISSUED/ FINAL MATURITY	PURPOSE/ DESCRIPTION	ORIGINAL PRINCIPAL AMOUNT	INTEREST RATE	BALANCE JAN. 1, 2006	ADDITIONS	REDUCTIONS	BALANCE DEC. 31, 2006	AMOUNTS DUE IN ONE YEAR
<i>BUSINESS TYPE ACTIVITIES</i>								
<i>Self Supporting General Obligation Bonds Payable from Enterprise Funds</i>								
<u>Payable from Water Revenues</u>								
2002/2010	State Route 91 130W, 126W,151W, 157W	\$4,905,000	2.00%-3.25%	<u>\$3,165,000</u>	<u>\$ 0</u>	<u>\$(605,000)</u>	<u>\$2,560,000</u>	<u>\$615,000</u>
Total Payable From Water				3,165,000	0	(605,000)	\$2,560,000	615,000
<u>Payable From Wastewater Revenues</u>								
2002/2022	Concord Area 234S	1,742,500	2.00%-4.75%	<u>1,560,050</u>	<u>0</u>	<u>(67,650)</u>	<u>1,492,400</u>	<u>69,700</u>
Total Payable from Wastewater				<u>1,560,050</u>	<u>0</u>	<u>(67,650)</u>	<u>1,492,400</u>	<u>69,700</u>
Total Self Supporting General Obligation Bonds				4,725,050	0	(672,650)	4,052,400	684,700
<u>OWDA Loans</u>								
<u>Payable From Water Revenues</u>								
1982/2007	Project 124W	830,719	10.26%	84,632	0	(84,632)	0	0
1983/2008	Project 130W A - D	10,593,084	9.72%	2,421,712	0	(906,592)	1,515,120	994,713
1983/2008	Project 130W A - O	4,206,075	12.00%	1,097,186	0	(404,612)	692,574	453,165
1983/2008	Project 130W W - G	4,137,945	11.35%	1,041,527	0	(385,730)	655,797	429,510
1984/2009	Project 124W 8 - 10	35,995,291	12.00%	12,481,187	0	(3,091,656)	9,389,531	3,462,655
1984/2009	Project 124W3 1/6 - 1/7	953,669	9.88%	295,129	0	(74,937)	220,192	82,341
1985/2010	Willoughby, Eastlake, Wickliffe	2,851,747	10.84%	1,141,871	0	(210,889)	930,982	233,750
1985/2010	Project 124W 11 & 12	4,288,844	9.86%	1,486,210	0	(320,876)	1,165,334	352,514
1985/2010	Project 124W 1 - 7	4,290,141	9.99%	1,497,474	0	(322,676)	1,174,798	354,911
1988/2009	Willowick - #0976	1,102,991	8.28%	294,072	0	(90,344)	203,728	97,824
1988/2009	Willoughby - #1005	2,525,786	8.05%	664,887	0	(204,691)	460,196	221,169
1989/2010	Wickliffe - #1043	1,265,371	7.59%	417,717	0	(93,269)	324,448	100,348
1990/2010	Willowick - #1044	108,724	7.59%	<u>35,891</u>	<u>0</u>	<u>(8,014)</u>	<u>27,877</u>	<u>8,622</u>
Total Payable From Water				22,959,495	0	(6,198,918)	16,760,577	6,791,522
<u>Payable From Wastewater Revenues</u>								
1985/2010	Project 140S	12,801,588	9.98%	5,668,560	0	(918,821)	4,749,739	1,010,519
1986/2010	Project 140S-6	1,632,644	7.86%	561,665	0	(109,114)	452,551	117,690
2000/2020	Project 218S	36,199,145	4.12%	<u>28,978,711</u>	<u>0</u>	<u>(1,495,829)</u>	<u>27,482,882</u>	<u>1,558,092</u>
Total Payable From Wastewater				<u>35,208,936</u>	<u>0</u>	<u>(2,523,764)</u>	<u>32,685,172</u>	<u>2,686,301</u>
Total OWDA Loans				58,168,431	0	(8,722,682)	49,445,749	9,477,823

LAKE COUNTY, OHIO

NOTES TO THE BASIC FINANCIAL STATEMENTS

NOTE H – LONG-TERM DEBT (CONTINUED)

PURPOSE/ DESCRIPTION	ORIGINAL PRINCIPAL AMOUNT	INTEREST RATE	FINAL MATURITY	BALANCE JAN. 1, 2006	ADDITIONS	REDUCTIONS	BALANCE DEC. 31, 2006	AMOUNTS DUE IN ONE YEAR
<i>Other Long-Term Liabilities</i>								
<u>Payable from Water Revenues</u>								
City of Willowick	\$390,000	7.25%	2006	\$ 25,000	\$ 0	\$ (25,000)	\$ 0	\$ 0
Total Payable From Water				25,000	0	(25,000)	0	0
<u>Payable from Wastewater Revenues</u>								
Ohio Public Works								
Commission Loan	50,000	0.00%	2008	25,000	0	(10,000)	15,000	10,000
City of Willoughby Hills	488,959	3.03%	2025	0	488,959	(24,960)	463,999	19,033
Total Payable From Wastewater				25,000	488,959	(34,960)	478,999	29,033
Total Other Long-Term Liabilities				50,000	488,959	(59,960)	478,999	29,033
<u>Landfill Closure and Post Closure Costs</u>				8,449,619	612,646	(0)	9,062,265	0
<u>Unamortized Premium on Debt Issues</u>				60,913	0	(11,644)	49,269	11,836
<u>Compensated Absences</u>				1,782,734	223,911	(88,460)	1,918,185	121,038
<u>Capital Leases</u>				38,389	0	(38,389)	0	0
TOTAL BUSINESS TYPE ACTIVITIES				<u>\$73,275,136</u>	<u>\$1,325,516</u>	<u>\$(9,593,785)</u>	<u>\$65,006,867</u>	<u>\$10,324,430</u>

LAKE COUNTY, OHIO

NOTES TO THE BASIC FINANCIAL STATEMENTS

NOTE H – LONG-TERM DEBT (CONTINUED)

Principal and interest requirements to retire the County's long-term obligations outstanding at December 31, 2006 are as follows:

Governmental Activities

YEAR ENDED DEC. 31 st	<u>GENERAL OBLIGATION BONDS</u>		<u>SPECIAL ASSESSMENT BONDS</u>	
	<u>Principal</u>	<u>Interest</u>	<u>Principal</u>	<u>Interest</u>
2007	\$ 2,254,000	\$ 1,196,100	\$ 516,300	\$ 393,718
2008	2,309,000	1,090,958	519,250	371,175
2009	2,658,000	980,222	528,200	347,808
2010	2,527,000	856,130	532,150	323,639
2011	1,455,000	734,563	512,100	298,046
2012-2016	4,325,000	2,918,750	2,579,250	1,111,511
2017-2021	4,605,000	1,856,500	2,144,450	513,448
2022-2025	<u>4,575,000</u>	<u>586,000</u>	<u>737,900</u>	<u>70,825</u>
TOTALS	<u>\$24,708,000</u>	<u>\$10,219,223</u>	<u>\$8,069,600</u>	<u>\$3,430,170</u>

Business Type Activities

YEAR ENDED DEC. 31 st	<u>GENERAL OBLIGATION BONDS</u>		<u>O.W.D.A. LOANS</u>		<u>OTHER LONG-TERM DEBT</u>	
	<u>Principal</u>	<u>Interest</u>	<u>Principal</u>	<u>Interest</u>	<u>Principal</u>	<u>Interest</u>
2007	\$ 684,700	\$ 139,772	\$ 9,477,823	\$ 2,622,462	\$29,033	\$ 13,916
2008	701,750	122,515	9,314,908	2,005,411	24,614	13,335
2009	718,800	101,462	6,414,133	1,401,815	20,212	12,736
2010	745,850	79,713	3,388,408	993,108	20,829	12,119
2011	77,900	55,284	1,834,161	810,340	21,465	11,483
2012-2016	440,750	229,627	10,381,567	2,990,941	117,566	47,177
2017-2021	555,550	114,703	8,634,749	726,007	136,642	28,101
2022-2025	<u>127,100</u>	<u>6,037</u>	<u>0</u>	<u>0</u>	<u>108,638</u>	<u>6,683</u>
TOTALS	<u>\$4,052,400</u>	<u>\$ 849,113</u>	<u>\$49,445,749</u>	<u>\$11,550,084</u>	<u>\$478,999</u>	<u>\$145,550</u>

LAKE COUNTY, OHIO

NOTES TO THE BASIC FINANCIAL STATEMENTS

NOTE H – LONG-TERM DEBT (CONTINUED)

The County has entered into agreements to lease equipment and machinery. These agreements, in substance, are capital purchases and the related obligations are classified as capital leases payable in the financial statements. The following is a schedule of the future minimum lease payments for the above capital leases and the present values of minimum lease payments at December 31, 2006.

<u>YEAR</u>	<u>BUSINESS-TYPE ACTIVITIES</u>
2007	\$ 92,926
Less Amount Representing Interest	<u>(4,683)</u>
Present Value of Future Minimum Lease Payments	\$ 88,243

At December 31, 2006, the County had entered into various operating leases, with terms ranging in length from one to twenty-two years, for office space and equipment. The total future rental payment for these leases is \$4,710,323. Of this amount, \$4,600,095 represents future rental payments for the occupation of buildings. Operating lease payments are recorded in the period they are paid.

The following is a schedule of the future operating lease payments:

<u>Year</u>	<u>Amount</u>
2007	\$ 671,784
2008	642,428
2009	515,915
2010	465,462
2011	359,128
2012-2016	1,730,606
2017	<u>325,000</u>
	\$4,710,323

LAKE COUNTY, OHIO

NOTES TO THE BASIC FINANCIAL STATEMENTS

NOTE H – LONG-TERM DEBT (CONTINUED)

Unvoted general obligation bonds issued for governmental purposes of the County will be retired from the debt service fund using unvoted general property tax revenue. General obligation bonds issued for enterprise fund purposes will be retired from charges for services in the enterprise funds. Special assessment debt will be paid from the proceeds of special assessments levied against benefited property owners. In the event that a property owner would fail to pay the assessment, payment would be made by the County. Special assessment bonds are not included in capital assets, net of related debt for governmental activities since the debt is being used to pay for business-type capital assets.

In 1992, the County defeased \$7.5 million dollars in State Route 91 Water System Bonds (1988 issue) by placing the proceeds of new bonds in an irrevocable trust with an escrow agent to provide for all future debt service payments on the olds bonds. At December 31, 2006, \$2,570,000 of the 1988 SR91 bonds outstanding are considered defeased. In 2002, the County defeased \$4,720,000 million dollars in State Route 91 Water System Bonds (1992 issue) by placing the proceeds of new bonds in an irrevocable trust with an escrow agent to provide for all future debt service payments on the old bonds. At December 31, 2006, \$2,650,000 of the 1992 SR91 bonds outstanding are considered defeased. Accordingly, the trust account assets and the liability for both of these defeased bond issues are not included in the County's financial statements.

In 2005, the county issued \$17,871,000 in general obligation bonds and \$159,000 in special assessment bonds. The entire amount of the \$159,000 in special assessment bonds was issued to advance refund \$150,000 of existing 1991 water improvement bonds. Of the total amount of new general obligation bonds issued in 2005, \$636,000 was issued to advance refund \$615,000 of existing 1991 Forensic Crime Laboratory Bonds and \$1,735,000 was issued to advance refund \$1,665,000 of existing 1995 Human Services Center Bonds. This refunding was undertaken to reduce future debt service payments. The remaining portion of the general obligation bonds, \$15,500,000, was issued to retire short-term note debt which was issued to finance building improvements to the County Courthouse and the County Auditor's and County Treasurer's offices. Proceeds of \$2,541,577 were deposited in an irrevocable trust with an escrow agent to provide for all future debt service payments on the old bonds. At December 31, 2006, \$1,870,000 of these bonds are considered defeased. Accordingly, the trust account assets and the liability for this defeased bond issue are not included in the County's financial statements.

LAKE COUNTY, OHIO

NOTES TO THE BASIC FINANCIAL STATEMENTS

NOTE H – LONG-TERM DEBT (CONTINUED)

Ohio Water Development Authority (OWDA) loans are direct obligations of the enterprise funds. Administration of principal and interest is managed directly by the Department of Utilities. The loans are secured by the assets to which they are related. The OWDA loans are retired primarily from user fees, although special assessments from customers retire some OWDA loans.

Other long-term obligations consist of an agreement with the City of Willoughby Hills whereby the County acquired various land and plant facilities from the City. In exchange, the County has agreed to pay directly to the City, when due, amounts sufficient to service the City's long-term debt funding requirements relating to the assets acquired. This obligation, amounting to \$463,999 as of the balance sheet date, is to be financed from wastewater revenues. The agreement further provides for the reconveyance of the assets and the responsibility for servicing the related indebtedness to the City in the event disposition of such by the County is desired or found necessary. An additional other long-term obligation is an interest-free loan from the Ohio Public Works Commission.

The compensated absence liability will be paid from the fund that the employees' salaries are paid. These funds include the following: General, MR & DD Board, Public Assistance, Children Services, Child Support Enforcement, Youth Services Grant, Felony Delinquent Care and Custody, Auto License and Gasoline Tax, Municipal Street Improvement and Construction, Engineer's Stormwater Maintenance, ADAMHS Board, Dog and Kennel, Narcotics Agency, Forensic Crime Laboratory, Emergency Management Agency, Prosecutor's 4-D, Prosecutor's Victim/Witness Assistance, Pilot Probation Grant, Emergency Planning, Domestic Relations Court 4-D, Juvenile Court IV-D, Certificate of Title Administration, Telecommunications, Real Estate Assessment, Hotel/Motel, Geographic Information System, Water, Wastewater, Solid Waste, Central Purchasing, Mailroom and Garage. Employees earn 15 days of sick leave per year. Upon retirement or resignation, employees with 5 years of service are compensated for unused sick leave based on the total number of hours accumulated and the County's conversion schedule. Vacation time is vested for employees after a minimum of one year of service. According to State law, vacation time may be accumulated up to 3 years. Unused vacation time, unpaid overtime and unused compensatory time are payable upon termination of employment. All sick, vacation and compensatory time payments are made at the employee's current wage rate.

LAKE COUNTY, OHIO

NOTES TO THE BASIC FINANCIAL STATEMENTS

NOTE H – LONG-TERM DEBT (CONTINUED)

The Ohio Revised Code provides that the net general obligation debt of the County, exclusive of certain exempt debt, issued without a vote of the electors shall never exceed one percent of the total assessed valuation of the County. The Code further provides that the total voted and unvoted net debt of the County, less the same exempt debt shall never exceed a sum equal to three percent of the first \$100,000,000 of the assessed valuation, plus one and one-half percent of such valuation in excess of \$100,000,000 and not in excess of \$300,000,000, plus two and one-half percent of such valuation in excess of \$300,000,000. At December 31, 2006, the County had an unvoted debt margin of \$40.3 million and a direct debt margin of \$133.8 million.

Conduit Debt Obligations

From time to time, the County has issued Industrial Revenue Bonds to provide financial assistance to private-sector entities for the acquisition and construction of industrial and commercial facilities deemed to be in the public interest. The bonds are secured by the property financed and are payable solely from payments received on the underlying mortgage loans. Upon repayment of the bonds, ownership of the acquired facilities transfers to the private-sector entity served by the bond issuance. Neither the County, the State, nor any political subdivision thereof, is obligated in any manner for repayment of the bonds. Accordingly, the bonds are not reported as liabilities in the accompanying financial statements. As of December 31, 2006, there were thirteen series of Industrial Revenue Bonds outstanding, with an aggregate principal amount payable of \$133,839,844.

LAKE COUNTY, OHIO

NOTES TO THE BASIC FINANCIAL STATEMENTS

NOTE I – NOTES PAYABLE

A summary of note transactions for the year ended December 31, 2006 follows:

Year Issued	Purpose/Description	Interest Rate	Final Maturity	Balance January 1, 2006	Principal Issued in 2006	Principal Retired In 2006	Balance December 31, 2006
<u>GENERAL OBLIGATION NOTES PAYABLE:</u>							
2006	County Dog Shelter Facility	4.50%	2007	\$ 0	\$ 1,500,000	\$ 0	\$ 1,500,000
TOTAL GENERAL OBLIGATION NOTES				\$ 0	\$ 1,500,000	\$ 0	\$ 1,500,000

NOTES PAYABLE FROM ENTERPRISE FUNDS

Payable from Water Funds:

1991	Ohio Water & Sewer Rotary Commission		2011	\$ 23,427	\$ 0	\$ 0	\$ 23,427
Total Notes Payable From Water Funds				\$ 23,427	\$ 0	\$ 0	\$ 23,427

Payable From Wastewater Funds:

2005	Sewer District Improvement Note 234S	3.50%	2006	\$ 50,000	\$ 0	\$ (50,000)	\$ 0
2005	Sewer District Improvement Note 238S	3.50%	2006	125,000	0	(125,000)	0
2005	Sewer District Improvement Note 244S	3.50%	2006	325,000	0	(325,000)	0
2005	Sewer District Improvement Note 257S	4.00%	2006	60,000	0	(60,000)	0
2006	Sewer District Improvement Note 238S	4.25%	2007	0	75,000	0	75,000
2006	Sewer District Improvement Note 244S	4.25%	2007	0	1,425,000	0	1,425,000
2006	Sewer District Improvement Note 257S	5.00%	2007	0	40,000	0	40,000

LAKE COUNTY, OHIO

NOTES TO THE BASIC FINANCIAL STATEMENTS

NOTE I – NOTES PAYABLE (CONTINUED)

Year Issued	Purpose/Description	Interest Rate	Final Maturity	Balance January 1, 2006	Principal Issued in 2006	Principal Retired in 2006	Balance December 31, 2006
<u>NOTES PAYABLE FROM ENTERPRISE FUNDS (Continued)</u>							
<u>Payable From Wastewater Funds (continued):</u>							
2006	Sewer District Improvement Note 252S	5.00%	2007	\$ 0	\$ 300,000	\$ 0	\$ 300,000
2006	Sewer District Improvement Note 283S	5.00%	2007	0	235,000	0	235,000
Total Notes Payable from Wastewater Revenues				<u>\$ 560,000</u>	<u>\$2,075,000</u>	<u>\$ (560,000)</u>	<u>\$2,075,000</u>
<u>Payable from Solid Waste Funds:</u>							
2005	Solid Waste District Area C4 Phase 3 Note	4.00%	2006	\$1,390,000	\$ 0	\$(1,390,000)	\$ 0
2006	Solid Waste District Area C4 Phase 3 Note	5.00%	2007	0	925,000	0	925,000
Total Notes Payable from Solidwaste Revenues				<u>\$1,390,000</u>	<u>\$ 925,000</u>	<u>\$(1,390,000)</u>	<u>\$ 925,000</u>
TOTAL NOTES PAYABLE FROM ENTERPRISE FUNDS				<u>\$1,973,427</u>	<u>\$3,000,000</u>	<u>\$(1,950,000)</u>	<u>\$3,023,427</u>

LAKE COUNTY, OHIO

NOTES TO THE BASIC FINANCIAL STATEMENTS

NOTE J – PENSION OBLIGATIONS AND OTHER POSTEMPLOYMENT BENEFITS

OHIO PUBLIC EMPLOYEES RETIREMENT SYSTEM (OPERS)

Pension Benefits

The County participates in the Ohio Public Employees Retirement System (OPERS). OPERS administers three separate pension plans. The traditional plan is a cost-sharing, multiple-employer defined benefit pension plan. The member-directed plan is a defined contribution plan in which the member invests both member and employer contributions (employer contributions vest over five years at 20 percent per year). Under the member directed plan, members accumulate retirement assets equal to the value of the member and vested employer contributions plus any investment earnings. The combined plan is a cost-sharing, multiple-employer defined benefit pension plan that has elements of both a defined benefit and a defined contribution plan. Under the combined plan, employer contributions are invested by the retirement system to provide a formula retirement benefit similar to the traditional plan benefit. Member contributions, whose investment is self-directed by the member, accumulate retirement assets in a manner similar to the member directed plan.

OPERS provides retirement, disability, survivor and death benefits and annual cost of living adjustments to members of the traditional and combined plans. Members of the member directed plan do not qualify for ancillary benefits. Authority to establish and amend benefits is provided by Chapter 145 of the Ohio Revised Code. OPERS issues a stand-alone financial report that may be obtained by writing to OPERS, 277 E. Town St., Columbus, OH 43215-4642 or by calling (614) 222-5601 or (800) 222-7377.

For the year ended December 31, 2006, the members of all three plans, except those in law enforcement participating in the traditional plan, were required to contribute 9.00 percent of their annual covered salaries. Members participating in the traditional plan that were in law enforcement contributed 10.10 percent of their annual covered salary. The County's contribution rate for pension benefits for 2006 was 9.20 percent, except for those plan members in law enforcement for which the County's pension contributions were 12.43 percent of covered payroll. The Ohio Revised Code provides statutory authority for member and employer contributions.

LAKE COUNTY, OHIO

NOTES TO THE BASIC FINANCIAL STATEMENTS

NOTE J – PENSION OBLIGATIONS AND OTHER POSTEMPLOYMENT BENEFITS (CONTINUED)

OHIO PUBLIC EMPLOYEES RETIREMENT SYSTEM (OPERS) (Continued)

Pension Benefits (Continued)

The County's required contributions for pension obligations to the traditional and combined plans for the years ended December 31, 2006, 2005, and 2004 were \$7,521,401, \$7,723,136, and \$7,776,410 respectively; 100 percent has been contributed for 2006, 2005, and 2004. Contributions to the member-directed plan for 2006 were \$104,910 made by the County and \$68,920 made by the plan members.

Other Postemployment Benefits (OPEB)

The OPERS also provides post-retirement health care coverage to age and service retirants with ten or more years of qualifying Ohio service credit with either the traditional or combined plans. Health care coverage for disability recipients and primary survivor recipients is available. Members of the member-directed plan do not qualify for post-retirement health care coverage.

A portion of each employer's contribution to the traditional or combined plans is set aside for the funding of post retirement health care based on the authority granted by State statute. The 2006 employer contribution rate for employees other than law enforcement was 13.70 percent for covered payroll; 4.50 percent was the portion that was used to fund health care. The law enforcement employer rate for 2006 was 16.93 percent and 4.50 percent was used to fund health care. The County's actual contributions for 2006 that were used to fund postemployment benefits were \$3,623,423, which were equal to the required contribution.

OPEB's are advance-funded using the entry age normal cost method. Significant actuarial assumptions, based on OPERS's latest actuarial review performed as of December 31, 2005, include a rate of return on investments of 6.50 percent, an annual increase in active employee total payroll of 4.00 percent compounded annually (assuming no change in the number of active employees) and an additional increase in total payroll of between 0.50 percent and 6.30 percent based on additional annual pay increases. Health care premiums were assumed to increase between 0.50 and 6.00 percent annually for the next nine years and 4.00 percent annually after nine years.

LAKE COUNTY, OHIO

NOTES TO THE BASIC FINANCIAL STATEMENTS

NOTE J – PENSION OBLIGATIONS AND OTHER POSTEMPLOYMENT BENEFITS (CONTINUED)

OHIO PUBLIC EMPLOYEES RETIREMENT SYSTEM (OPERS)

Other Postemployment Benefits (OPEB) (Continued)

All investments are carried at market. For actuarial valuation purposes, a smoothed market approach is used. Assets are adjusted to reflect 25 percent of unrealized market appreciation or depreciation on investment assets annually, not to exceed a 12 percent corridor.

The number of active contributing participants was 369,214. The number of active contributing participants for both plans used in the December 31, 2005 actuarial valuation was 358,804. OPERS's net assets available for payment of benefits at December 31, 2005 (the latest information available) were \$11.1 billion. The actuarially accrued liability and the unfunded actuarial accrued liability were \$31.3 billion and \$20.2 billion, respectively.

On September 9, 2004 the OPERS Retirement Board adopted a Health Care Preservation Plan (HCPP) with an effective date of January 1, 2007. To improve the solvency of the Health Care Fund, OPERS created a separate investment pool for health care assets. Member and employer contribution rates increased as of January 1, 2006, and January 1, 2007, which will allow additional funds to be allocated to the health care plan.

STATE TEACHERS RETIREMENT SYSTEM (STRS)

Pension Benefits

The County participates in the State Teachers Retirement System of Ohio (STRS Ohio), a cost-sharing, multiple-employer public employee retirement system. STRS Ohio provides retirement and disability benefits to members and death and survivor benefits to beneficiaries. STRS Ohio issues a stand-alone financial report that may be obtained by writing to STRS Ohio, 275 East Broad Street, Columbus, Ohio 43215-3771 or by calling 1-888-227-7877.

New members have a choice of three retirement plans, a Defined Benefit (DB) Plan, a Defined Contribution (DC) Plan and a Combined Plan. The DB plan offers an annual retirement allowance based on final average salary times a percentage that varies based on years of service, or an allowance based on member contributions and earned interest matched by STRS Ohio funds times an actuarially determined annuity factor. The DC Plan allows members to place all their member contributions and employer contributions equal to 10.5 percent of earned compensation into an investment account. Investment decisions are made by the member. A member is eligible to receive a retirement benefit at age 50 and termination of employment. The Combined Plan offers features of both the DC Plan and the DB Plan. In the Combined Plan, member contributions are invested by the member, and employer

LAKE COUNTY, OHIO

NOTES TO THE BASIC FINANCIAL STATEMENTS

NOTE J – PENSION OBLIGATIONS AND OTHER POSTEMPLOYMENT BENEFITS (CONTINUED)

STATE TEACHERS RETIREMENT SYSTEM (STRS) (Continued)

Pension Benefits (Continued)

contributions are used to fund the defined benefit payment at a reduced level from the regular DB Plan. DC and Combined Plan members will transfer to the Defined Benefit Plan during their fifth year of membership unless they permanently select the DC or Combined Plan. Existing members with less than five years of service credit as of June 30, 2001, were given the option of making a one time irrevocable decision to transfer their account balances from the existing DB Plan into the DC Plan or the Combined Plan. This option expired on December 31, 2001. Benefits are established by Chapter 3307 of the Ohio Revised Code.

A DB or Combined Plan member with five or more years credited service who becomes disabled may qualify for a disability benefit. Eligible spouses and dependents of these active members who die before retirement may qualify for survivor benefits. Members in the DC Plan who become disabled are entitled only to their account balance. If a member dies before retirement benefits begin, the member's designated beneficiary is entitled to receive the member's account balance.

For the fiscal year ended June 30, 2006, plan members were required to contribute 10 percent of their annual covered salaries. The County was required to contribute 14 percent; 13 percent was the portion used to fund pension obligations. Contribution rates are established by the State Teachers Retirement Board, upon recommendations of its consulting actuary, not to exceed statutory maximum rates of 10 percent for members and 14 percent for employers. Chapter 3307 of the Ohio Revised Code provides statutory authority for member and employer contributions.

The County's required contributions for pension obligations to the DB Plan for years ended December 31, 2006, 2005, and 2004 were \$97,102, \$101,208 and \$123,950 respectively; 100 percent has been contributed for fiscal year 2006, 2005 and 2004. Currently, all members are enrolled in the DB Plan.

LAKE COUNTY, OHIO

NOTES TO THE BASIC FINANCIAL STATEMENTS

NOTE J – PENSION OBLIGATIONS AND OTHER POSTEMPLOYMENT BENEFITS (CONTINUED)

STATE TEACHERS RETIREMENT SYSTEM (STRS) (Continued)

Pension Benefits (Continued)

Other Postemployment Benefits (OPEB)

The County provides comprehensive health care benefits to retired teachers and their dependents through the STRS. Benefits include hospitalization, physicians' fees, prescription drugs and reimbursement of monthly Medicare premiums. Benefit provisions and the obligations to contribute are established by the STRS based on authority granted by State statute and are determined on a pay-as-you-go basis.

All STRS benefit recipients and sponsored dependents are eligible for health care coverage. The STRS Ohio Board has statutory authority over how much, if any, of the health care costs will be absorbed by STRS Ohio. Most benefit recipients pay a portion of the health care cost in the form of a monthly premium. By law, the cost of coverage paid from STRS Ohio funds is included in the employer contribution rate, currently 14 percent of covered payroll. For the fiscal year ended June 30, 2006, the STRS Ohio Board allocated employer contributions equal to 1 percent of covered payroll to the Health Care Stabilization Fund. For the County, this amount equaled \$7,469 for fiscal year 2006.

STRS Ohio pays health care benefits from the Health Care Stabilization Fund. At June 30, 2006, the balance in the Fund was \$3.5 billion. For the year ended June 30, 2006, net health care costs paid by STRS Ohio were \$282,743,000 and STRS Ohio had 119,184 eligible benefit recipients.

LAKE COUNTY, OHIO

NOTES TO THE BASIC FINANCIAL STATEMENTS

NOTE K – PROPERTY TAX REVENUES

Property taxes include amounts levied against all real, public utility and tangible personal property located in the County. Property tax revenue received during 2006 for real and public utility property taxes represents collections of 2005 taxes. Property tax payments received during 2006 for tangible personal property (other than public utility property) are for 2005 taxes.

2006 real property taxes are levied after October 1, 2006 on the assessed value as of January 1, 2006 lien date. Assessed values are established by State law at 35% of appraised market value. 2006 real property taxes are collected in and intended to finance 2007.

Public utility tangible personal property currently is assessed at varying percentages of true value. Public utility real property is assessed at 35 percent of true value. 2006 public utility property taxes became a lien December 31, 2005, are levied after October 1, 2006 and are collected in 2007 with real property taxes.

2006 tangible personal property taxes are levied after October 1, 2005 on the value as of December 31, 2005. Collections are made in 2006. Tangible personal property assessments are 25 percent of true value for capital assets and 23 percent of true value for inventory.

The full tax rate for all County operations for the year ended December 31, 2006, was \$10.20 per \$1,000 of assessed value. The assessed values of real and tangible personal property upon which 2006 property tax receipts were based are as follows:

Real Property	\$5,573,620,660
Public Utility Personal Property	379,428,180
Tangible Personal Property	<u>375,491,607</u>
Total Assessed Value	<u>\$6,328,540,447</u>

Real property taxes are payable annually or semi-annually. If paid annually, payment is due December 31; if paid semi-annually, the first payment is due December 31, with the remainder payable by June 20. Under certain circumstances, State statutes permit later payment dates to be established.

Tangible personal property taxes paid by multi-county taxpayers are due September 20. Single county taxpayers may pay annually or semi-annually. If paid annually, payment is due April 30; if paid semi-annually, the first payment is due April 30, with the remainder payable at September 20.

LAKE COUNTY, OHIO

NOTES TO THE BASIC FINANCIAL STATEMENTS

NOTE K – PROPERTY TAX REVENUES (CONTINUED)

The County Treasurer collects property taxes on behalf of all taxing districts within the County. The County Auditor periodically remits to the taxing districts their portions of the taxes collected. Collections of the taxes and remittance of them to the taxing districts are accounted for in various agency funds of the County. Property taxes receivable represent real and tangible personal property taxes, public utility taxes and outstanding delinquencies which are measurable as of December 31, 2006 and for which there is an enforceable legal claim. Although total property tax collections for the next year are measurable, amounts to be received during the available period are not subject to reasonable estimation at December 31 and are not intended to finance 2006 operations. The receivable is therefore offset by a credit to deferred revenue. On a full accrual basis, collectible delinquent property taxes have been recorded as revenue while the remainder of the receivable is deferred.

LAKE COUNTY, OHIO

NOTES TO THE BASIC FINANCIAL STATEMENTS

NOTE L – RECEIVABLES AND INTERGOVERNMENTAL REVENUES

Receivables at December 31, 2006, consisted of taxes, accounts (billings for user charged services, including unbilled utility services), special assessments, accrued interest, loans (community development block grant monies loaned to local businesses) and intergovernmental receivables arising from grants and entitlements. All receivables are considered fully collectible, including accounts receivable which, if delinquent may be certified and collected as a special assessment, subject to foreclosure for nonpayment.

Special assessments expected to be collected in more than one year amount to \$10,458,933 in the special assessment bond retirement fund. The amount of delinquent special assessments outstanding at year-end is \$22,800.

A summary of the principal items of intergovernmental revenues are as follows:

GENERAL FUND

Ohio Local Government Fund Distribution	\$2,193,995
State Property Tax Reimbursement	1,544,763
Utility Deregulation Reimbursement	812,484
State Public Defender Reimbursement	577,654
Board of Elections Reimbursements	105,231
Sheriffs Law Enforcement Grant	42,660
Juvenile Group/Detention Home Subsidies	36,128
Miscellaneous Reimbursements	<u>35,256</u>
Total – General Fund	<u>\$5,348,171</u>

LAKE COUNTY, OHIO

NOTES TO THE BASIC FINANCIAL STATEMENTS

NOTE L – RECEIVABLES AND INTERGOVERNMENTAL REVENUES (CONTINUED)

SPECIAL REVENUE FUNDS

Federal and State Mental Retardation Grants	\$22,695,549
Federal and State Public Assistance Grants and Reimbursements	13,400,739
Federal and State Mental Health Grants	12,019,143
State Transportation Taxes	9,128,277
State Property Tax Reimbursement	4,021,064
Utility Deregulation Reimbursement	3,096,526
Community and Economic Development Grants	3,010,548
Child Support Enforcement Incentives	2,761,521
Federal and State Children's Services Grants and Reimbursements	1,497,297
Public Safety Grants and Reimbursement	1,421,420
Community Corrections Grant	924,215
State Probation Grants	472,889
Youth Services Grant	361,184
Prosecutor's Victims Assistance Grant	278,801
Drug/Alcohol Grants	218,147
Communication System Subsidies	28,644
Miscellaneous	<u>3,114</u>
Total – Special Revenue Funds	<u>75,339,078</u>

CAPITAL PROJECT FUNDS

Board of Elections Equipment	<u>2,213,147</u>
Total – Capital Project Funds	<u>2,213,147</u>

TOTAL INTERGOVERNMENTAL REVENUES \$82,900,396

LAKE COUNTY, OHIO

NOTES TO THE BASIC FINANCIAL STATEMENTS

NOTE M – INTERFUND TRANSACTIONS

Interfund transfers for the year ended December 31, 2006, consisted of the following:

TRANSFERS FROM	TRANSFERS TO					TOTALS
	GENERAL	NONMAJOR SPECIAL REVENUE	NONMAJOR DEBT SERVICE	NONMAJOR CAPITAL PROJECTS	NONMAJOR INTERNAL SERVICE	
General		\$1,532,464	\$3,390,725	\$ 300,000	\$ 932,500	\$6,155,689
MR & DD Board				6,562,824		6,562,824
Water		50,000				50,000
Nonmajor Special Revenue		3,454,970	118,020	1,435,228		5,008,218
Nonmajor Capital Projects	<u>15,410</u>	<u>0</u>	<u>0</u>	<u>0</u>	<u>0</u>	<u>15,410</u>
Totals	<u>\$ 15,410</u>	<u>\$5,037,434</u>	<u>\$3,508,745</u>	<u>\$8,298,052</u>	<u>\$932,500</u>	<u>\$17,792,141</u>

Transfers are used to move revenues from the fund that statute or budget requires to collect them to the fund that statute or budget requires to expend them; to move unrestricted revenues collected in the general fund to finance various programs accounted for in other funds in accordance with budgetary authorizations; to provide additional resources for current operations or debt service; reclassification of prior year distributed monies, to segregate money for anticipated capital projects; and to return money to the fund from which it was originally provided once a project is completed.

LAKE COUNTY, OHIO

NOTES TO THE BASIC FINANCIAL STATEMENTS

NOTE N – ENCUMBRANCES

Encumbrance accounting is employed in all County funds except Job and Family Services funds. Encumbrances outstanding at year-end are closed to unreserved fund balance/retained earnings and are reappropriated at the beginning of the succeeding year.

At December 31, 2006, encumbrances outstanding in governmental funds and proprietary funds which were reappropriated in the 2007 budget were:

General Fund	\$ 833,321
Special Revenue Funds	1,765,418
Capital Projects Funds	2,557,389
Enterprise Funds	390,047
Internal Service Funds	<u>1,254</u>
Total	<u>\$5,547,429</u>

On the GAAP basis, a portion of these encumbrances represented accrued liabilities of the County. At December 31, 2006, encumbrances less these accrued liabilities were:

General Fund	\$ 786,350
Special Revenue Funds	1,125,211
Capital Projects Funds	1,446,364
Enterprise Funds	351,932
Internal Service Funds	<u>0</u>
Total	<u>\$3,709,857</u>

NOTE O – CONTINGENCIES, JUDGEMENTS AND CLAIMS

The County is a defendant in a number of claims and lawsuits which may be classified as routine litigation in which minimal non-material damages are being sought. In addition, the County is a defendant in numerous other claims and lawsuits in which the County believes the amounts claimed to be overstated and the chance of losing these cases nominal. In the opinion of the County Prosecutor no material liability is anticipated.

The County participates in several federal and state assisted grants and programs that are subject to financial and compliance audits by the grantor agencies or their representatives. These audits could lead to a request for reimbursement to the grantor agency for expenditures disallowed under terms of the grant. The County believes that disallowed claims, if any, will not have a material adverse effect on the County's financial position.

LAKE COUNTY, OHIO

NOTES TO THE BASIC FINANCIAL STATEMENTS

NOTE P – LANDFILL CLOSURE AND POSTCLOSURE COSTS

State and federal laws and regulations require the County to place a final cover on its landfill site when it stops accepting waste and to perform certain maintenance and monitoring functions at the site for thirty years after closure. Although closure and post closure care costs will be paid only near or after the date that the landfill stops accepting waste, the County reports a portion of these closure and post closure care costs as an operating expense in each period based on landfill capacity used as of balance sheet date. The \$9.1 million reported as landfill closure and post closure care liability at December 31, 2006, represents the cumulative amount reported to date based on the use of 76% of the estimated capacity of the landfill. The County will recognize the remaining estimated cost of closure and post closure care of \$4.9 million as the remaining estimated capacity is filled. These amounts are based on what it would cost to perform all closure and post closure care in 2006. The County expects to close the landfill in the year 2018. Actual costs may be higher due to inflation, changes in technology, or changes in regulations.

NOTE Q – RELATED PARTY TRANSACTIONS

During 2006, Lake County provided facilities, certain equipment, transportation, and salaries for administration, implementation, and supervision of programs to Deepwood Industries, Inc., (the "Workshop"), a discretely presented component unit of Lake County. The Workshop reported \$59,143 for such contributions, recording revenue and expenses at cost or fair value, as applicable, to the extent the contribution is related to the vocational purposes of the Workshop.

NOTE R – SUBSEQUENT EVENTS

On June 20, 2007, the County issued \$1,545,000 in general obligation bonds to retire general obligation notes used to finance the renovation of the Lake County Dog Shelter. The bonds have a twenty-five year maturity with a variable interest rate ranging from 4.05 percent to 5.0 percent.

On May 16, 2007, the County issued \$1,800,000 in general obligation notes to retire general obligation notes used to finance a wastewater utility project. The notes have an interest rate of 4.25 percent.

LAKE COUNTY, OHIO

NOTES TO THE BASIC FINANCIAL STATEMENTS

NOTE S – RISK MANAGEMENT

The County is exposed to various risks of loss related to torts; theft of, damage to and destruction of assets; errors and omissions; injuries to employees; and natural disasters. The County contracted with CORSA (County Risk Sharing Authority, Inc.) for property and general liability coverage including automobiles, equipment and public officials liability. The County also maintains health-care benefits, as well as additional property and general liability coverage, from private carriers. There were no significant reductions in coverage in 2006 as compared to the previous year. Insurance premiums paid to private carriers during 2006 were approximately \$0.9 million. The amount of settlements did not exceed the coverage for each of the past three years. The County pays the State Workers Compensation System a premium based on a rate per \$100 of salaries. This rate is based on accident history and administrative costs.

In 1999, the County Commissioners initiated a self-insurance program for medical prescription coverage only. Then in 2004, the Commissioners initiated a self-insurance program for dental coverage. The maintenance of these benefits is accounted for in the Prescription Self-Insurance and the Dental Self-Insurance funds, respectively, both of which are Internal Service funds. Incurred, but not reported, prescription claims of \$83,261 and dental claims of \$14,280, have been accrued based upon a review of the January, 2007 billings provided by the County Commissioners' Office.

The total claims liability of \$97,541 reported in the internal service fund at December 31, 2006, is based on the requirements of GASB Statement No. 10 which requires that a liability for unpaid claims costs, including estimates of cost relating to incurred but not reported claims, be reported. The estimates were not affected by incremental claims adjustments expenses and do not include other allocated or unallocated claims adjustment expenses. Changes in the funds claims liability amounts for the last three fiscal years were:

	Balance at Beginning Of Year	Current Year Claims	Claim Payments	Balance at End of Year
<u>Prescription</u>				
2004	\$81,551	\$1,954,706	\$1,964,015	\$72,242
2005	72,242	1,851,685	1,843,506	80,421
2006	80,421	2,065,830	2,062,990	83,261
<u>Dental</u>				
2004	0	490,682	471,685	18,997
2005	18,997	559,824	557,488	21,333
2006	21,333	542,023	549,076	14,280

LAKE COUNTY, OHIO

NOTES TO THE BASIC FINANCIAL STATEMENTS

NOTE T – PUBLIC ENTITY RISK POOLS

COUNTY RISK SHARING AUTHORITY

The County Risk Sharing Authority, Inc. (CORSA) is a public entity risk sharing pool among sixty counties in Ohio. CORSA was formed as an Ohio nonprofit corporation for the purpose of establishing the CORSA Insurance/Self-Insurance Program, a group primary and excess insurance/self-insurance and risk management program. Member counties agree to jointly participate in coverage of losses and pay all contributions necessary for the specified insurance coverages provided by CORSA. These coverages include comprehensive general liability, automobile liability, certain property insurance, public officials' liability and police professional insurance.

Each member County has one vote on all matters requiring a vote, to be cast by a designated representative. An elected board of not more than nine trustees manages the affairs of the Corporation. Only county commissioners of member counties are eligible to serve on the board. No county may have more than one representative on the board at any time. Each member county's control over the budgeting and financing of CORSA is limited to its voting authority and any representation it may have on the board of trustees. CORSA has issued certificates of participation in order to provide adequate cash reserves. The certificates are secured by the member counties' obligations to make coverage payments to CORSA. The participating counties have no responsibility for the payment of the certificates. The County does not have an equity interest in CORSA. The County's payment for insurance to CORSA in 2006 was \$883,648.

NOTE U – DEFICIT FUND BALANCES

At December 31, 2006, the Dog Shelter Renovation Fund had a deficit fund balance of \$553,617. This deficit fund balance is due to the recognition, on a modified accrual basis of accounting, of a liability amount applicable to bond anticipation notes payable. This deficit will be eliminated once the notes are retired or bonds are reissued.

The Dental Self-Insurance Fund and the Juvenile Court Increased Accountability Fund had deficit fund balances in the original budget of \$16,546 and \$4,088, respectively. These deficits were eliminated with the passage of the final budget.

The Courthouse West Annex Renovation Fund had a deficit fund balance of \$128 in the final budget. This deficit is the result of the recognition of prior year encumbrances on the budgetary basis of accounting which were subsequently not expended.

There were not other material violations of finance-related legal or contractual provisions.

LAKE COUNTY, OHIO

GENERAL FUND

The General Fund accounts for all financial resources and activities of the County not accounted for in other specific funds. The major sources of revenue are sales tax, property tax and investment earnings. This is the County's operating fund.

LAKE COUNTY, OHIO

SCHEDULE OF REVENUES, EXPENDITURES AND CHANGES IN FUND BALANCES - BUDGET AND ACTUAL GENERAL FUND

(NON-GAAP BUDGETARY BASIS)

FOR THE YEAR ENDED DECEMBER 31, 2006

	BUDGETED AMOUNTS		ACTUAL AMOUNTS	VARIANCE WITH FINAL BUDGET POSITIVE (NEGATIVE)
	ORIGINAL	FINAL		
REVENUES:				
Property taxes	\$ 11,751,673	\$ 11,751,673	\$ 12,328,509	\$ 576,836
Sales tax	15,000,000	15,000,000	15,438,463	438,463
Other taxes	3,817,983	3,817,983	4,795,122	977,139
Fees and charges for services	7,104,314	7,141,314	6,386,281	(755,033)
Licenses and permits	550,250	555,250	545,563	(9,687)
Fines and forfeitures	199,200	214,200	213,038	(1,162)
Intergovernmental	5,033,570	5,163,070	5,365,649	202,579
Investment earnings	4,200,100	4,200,100	6,708,078	2,507,978
Miscellaneous	2,563,282	2,833,413	3,324,455	491,042
TOTAL REVENUES	50,220,372	50,677,003	55,105,158	4,428,155
EXPENDITURES:				
CURRENT:				
GENERAL GOVERNMENT:				
BOARD OF COMMISSIONERS				
Personal services	905,928	923,243	922,460	783
Materials and supplies	10,000	11,340	8,425	2,915
Contractual services	2,900	3,300	2,948	352
Operating expenditures	34,500	37,258	31,212	6,046
Other expenditures	17,728	19,303	18,030	1,273
Fringe benefits and insurance	282,842	283,109	283,006	103
Capital outlay		20,790	20,334	456
TOTAL BOARD OF COMMISSIONERS	1,253,898	1,298,343	1,286,415	11,928
AUDITOR				
Personal services	575,702	591,002	530,756	60,246
Materials and supplies	8,350	11,850	10,843	1,007
Contractual services	2,500	2,500	2,367	133
Operating expenditures	62,115	79,539	71,620	7,919
Other expenditures	7,800	8,800	8,379	421
Fringe benefits and insurance	189,933	190,068	189,460	608
Capital outlay	18,000	10,000	6,528	3,472
TOTAL AUDITOR	864,400	893,759	819,953	73,806
TREASURER				
Personal services	211,779	216,479	216,358	121
Materials and supplies	25,028	20,028	16,015	4,013
Contractual services	57,150	57,150	56,265	885
Operating expenditures	38,495	33,495	26,046	7,449
Other expenditures	2,800	2,800	2,800	0
Fringe benefits and insurance	97,110	96,310	96,136	174
Capital outlay	2,121	2,121	2,121	0
TOTAL TREASURER	434,483	428,383	415,741	12,642

LAKE COUNTY, OHIO

SCHEDULE OF REVENUES, EXPENDITURES AND CHANGES IN FUND BALANCES - BUDGET AND ACTUAL GENERAL FUND

(NON-GAAP BUDGETARY BASIS)

FOR THE YEAR ENDED DECEMBER 31, 2006

	BUDGETED AMOUNTS		ACTUAL AMOUNTS	VARIANCE WITH FINAL BUDGET POSITIVE (NEGATIVE)
	ORIGINAL	FINAL		
GENERAL GOVERNMENT (Continued):				
RECORDER				
Personal services	\$ 417,615	\$ 431,819	\$ 431,445	\$ 374
Materials and supplies	15,000	15,000	12,589	2,411
Contractual services	5,115	6,115	5,598	517
Operating expenditures	6,875	6,875	5,741	1,134
Other expenditures	2,500	2,500	2,497	3
Fringe benefits and insurance	164,218	159,228	158,568	660
TOTAL RECORDER	611,323	621,537	616,438	5,099
PLANNING COMMISSION				
Personal services	272,970	272,970	268,878	4,092
Materials and supplies	3,174	3,599	3,584	15
Contractual services	3,800	3,250	3,249	1
Operating expenditures	17,005	16,785	16,688	97
Other expenditures	2,000	1,195	920	275
Fringe benefits and insurance	98,986	98,986	97,019	1,967
Capital outlay		1,150	1,149	1
TOTAL PLANNING COMMISSION	397,935	397,935	391,487	6,448
MICROFILM				
Contractual services	57,000	37,000	23,623	13,377
TOTAL MICROFILM	57,000	37,000	23,623	13,377
INFORMATION TECHNOLOGY				
Personal services	502,588	515,238	514,949	289
Materials and supplies	15,050	14,079	13,715	364
Contractual services	190,125	182,822	158,294	24,528
Operating expenditures	26,087	27,124	26,833	291
Other expenditures	1,200	1,080	1,064	16
Fringe benefits and insurance	175,663	174,813	174,494	319
Capital outlay	3,000	10,357	10,357	0
TOTAL INFORMATION TECHNOLOGY	913,713	925,513	899,706	25,807
BOARD OF ELECTIONS				
Personal services	575,828	686,183	683,182	3,001
Materials and supplies	48,000	45,218	41,857	3,361
Contractual services	146,387	145,985	143,998	1,987
Operating expenditures	391,650	354,882	340,585	14,297
Other expenditures	590	590	525	65
Fringe benefits and insurance	164,629	172,308	172,143	165
Capital outlay	425,000	425,402	425,402	0
TOTAL BOARD OF ELECTIONS	1,752,084	1,830,568	1,807,692	22,876

LAKE COUNTY, OHIO

SCHEDULE OF REVENUES, EXPENDITURES AND CHANGES IN FUND BALANCES - BUDGET AND ACTUAL GENERAL FUND

(NON-GAAP BUDGETARY BASIS)

FOR THE YEAR ENDED DECEMBER 31, 2006

	BUDGETED AMOUNTS		ACTUAL AMOUNTS	VARIANCE WITH FINAL BUDGET POSITIVE (NEGATIVE)
	ORIGINAL	FINAL		
GENERAL GOVERNMENT (Continued):				
BUILDINGS AND GROUNDS				
Personal services	\$ 2,212,690	\$ 2,225,490	\$ 2,215,417	\$ 10,073
Materials and supplies	248,200	240,700	230,902	9,798
Contractual services	80,750	90,750	87,775	2,975
Operating expenditures	35,700	31,200	29,741	1,459
Other expenditures	2,000	2,000	1,803	197
Fringe benefits and insurance	933,395	924,745	921,475	3,270
Capital outlay				0
TOTAL BUILDINGS AND GROUNDS	3,512,735	3,514,885	3,487,113	27,772
BUILDING REGULATIONS				
Personal services	299,000	348,500	346,763	1,737
Materials and supplies	16,990	18,923	16,224	2,699
Contractual services	10,600	25,068	22,717	2,351
Operating expenditures	7,900	9,825	8,158	1,667
Other expenditures	700	900	899	1
Fringe benefits and insurance	120,557	128,151	128,116	35
Capital outlay	14,010	17,967	17,754	213
TOTAL BUILDING REGULATIONS	469,757	549,334	540,631	8,703
NON-DEPARTMENTAL				
Contractual services	276,000	305,675	302,673	3,002
Operating expenditures	2,808,933	2,481,961	2,444,548	37,413
Other expenditures	1,275,930	477,715	465,748	11,967
Fringe benefits and insurance	570,942	641,542	419,476	222,066
Capital outlay	16,463	16,463	15,963	500
TOTAL NON-DEPARTMENTAL	4,948,268	3,923,356	3,648,408	274,948
TOTAL GENERAL GOVERNMENT	15,215,596	14,420,613	13,937,207	483,406
JUDICIAL AND PUBLIC SAFETY:				
PROSECUTING ATTORNEY				
Personal services	2,498,672	2,541,772	2,541,205	567
Materials and supplies	27,000	27,000	25,319	1,681
Contractual services	47,328	60,928	58,145	2,783
Operating expenditures	334,835	339,450	326,140	13,310
Other expenditures	6,500	7,000	5,875	1,125
Fringe benefits and insurance	744,471	742,883	740,834	2,049
Capital outlay	20,000	20,000	19,195	805
TOTAL PROSECUTING ATTORNEY	3,678,806	3,739,033	3,716,713	22,320

LAKE COUNTY, OHIO

SCHEDULE OF REVENUES, EXPENDITURES AND CHANGES IN FUND BALANCES - BUDGET AND ACTUAL GENERAL FUND

(NON-GAAP BUDGETARY BASIS)

FOR THE YEAR ENDED DECEMBER 31, 2006

	BUDGETED AMOUNTS		ACTUAL AMOUNTS	VARIANCE WITH FINAL BUDGET POSITIVE (NEGATIVE)
	ORIGINAL	FINAL		
JUDICIAL AND PUBLIC SAFETY (Continued):				
COMMON PLEAS COURT I				
Personal services	\$ 261,920	\$ 280,545	\$ 280,523	\$ 22
Materials and supplies	2,500	2,500	2,400	100
Contractual services	16,800	17,800	17,591	209
Operating expenditures	47,850	66,175	56,074	10,101
Other expenditures	2,600	1,750	1,625	125
Fringe benefits and insurance	91,138	92,449	92,256	193
Capital outlay	1,270	1,270	1,266	4
TOTAL COMMON PLEAS COURT I	424,078	462,489	451,735	10,754
COMMON PLEAS COURT II				
Personal services	233,482	237,482	237,008	474
Materials and supplies	1,740	2,540	2,509	31
Contractual services	11,305	14,612	13,959	653
Operating expenditures	48,250	58,013	56,301	1,712
Other expenditures	1,475	1,530	1,205	325
Fringe benefits and insurance	94,640	94,516	94,436	80
TOTAL COMMON PLEAS COURT II	390,892	408,693	405,418	3,275
COMMON PLEAS COURT IV				
Personal services	235,417	251,417	246,675	4,742
Materials and supplies	3,500	3,500	2,964	536
Contractual services	20,450	32,150	28,778	3,372
Operating expenditures	53,245	50,305	39,704	10,601
Other expenditures	2,500	2,500	2,111	389
Fringe benefits and insurance	92,386	94,871	94,708	163
TOTAL COMMON PLEAS COURT IV	407,498	434,743	414,940	19,803
COMMON PLEAS COURT V				
Personal services	259,525	265,325	264,907	418
Materials and supplies	1,800	2,390	2,375	15
Contractual services	21,266	25,666	23,095	2,571
Operating expenditures	49,577	42,418	40,274	2,144
Other expenditures	2,200	4,800	4,607	193
Fringe benefits and insurance	93,820	90,770	90,543	227
TOTAL COMMON PLEAS COURT V	428,188	431,369	425,801	5,568
ADULT PROBATION				
Personal services	607,589	621,889	621,026	863
Materials and supplies	6,100	6,100	4,153	1,947
Contractual services	10,700	10,600	9,430	1,170
Operating expenditures	2,300	2,300	1,907	393
Other expenditures	650	750	745	5
Fringe benefits and insurance	199,852	196,104	195,883	221
TOTAL ADULT PROBATION	827,191	837,743	833,144	4,599

LAKE COUNTY, OHIO

SCHEDULE OF REVENUES, EXPENDITURES AND CHANGES IN FUND BALANCES - BUDGET AND ACTUAL GENERAL FUND

(NON-GAAP BUDGETARY BASIS)

FOR THE YEAR ENDED DECEMBER 31, 2006

	BUDGETED AMOUNTS		ACTUAL AMOUNTS	VARIANCE WITH FINAL BUDGET POSITIVE (NEGATIVE)
	ORIGINAL	FINAL		
JUDICIAL AND PUBLIC SAFETY (Continued):				
SHERIFF				
Personal services	\$ 8,959,835	\$ 9,068,708	\$ 8,978,333	\$ 90,375
Materials and supplies	1,054,692	1,054,692	1,032,530	22,162
Contractual services	424,000	424,000	414,409	9,591
Operating expenditures	718,054	719,944	687,452	32,492
Other expenditures	55,834	45,834	38,572	7,262
Fringe benefits and insurance	3,025,181	3,132,415	3,111,967	20,448
Capital outlay	33,301	93,007	33,301	59,706
TOTAL SHERIFF	14,270,897	14,538,600	14,296,564	242,036
CENTRAL COMMUNICATIONS				
Personal services	1,064,041	1,153,491	1,152,979	512
Materials and supplies	9,000	7,835	6,184	1,651
Contractual services	180,100	245,210	201,357	43,853
Operating expenditures	89,900	90,665	84,910	5,755
Other expenditures	550	550	534	16
Fringe benefits and insurance	392,801	397,735	397,436	299
Capital outlay	1,000	93,998	92,101	1,897
TOTAL CENTRAL COMMUNICATIONS	1,737,392	1,989,484	1,935,501	53,983
CLERK OF COURTS				
Personal services	985,934	1,054,984	1,052,238	2,746
Materials and supplies	28,840	44,807	42,047	2,760
Contractual services	100,000	45,500	38,692	6,808
Operating expenditures	23,399	63,262	62,256	1,006
Other expenditures	1,600	1,633	1,633	0
Fringe benefits and insurance	383,605	400,558	400,115	443
TOTAL CLERK OF COURTS	1,523,378	1,610,744	1,596,981	13,763
CORONER				
Personal services	254,006	254,108	253,803	305
Materials and supplies	2,624	2,075	2,072	3
Contractual services	90,000	110,929	107,652	3,277
Operating expenditures	900	900	405	495
Other expenditures	12,102	12,102	11,829	273
Fringe benefits and insurance	61,080	60,080	59,188	892
Capital outlay				0
TOTAL CORONER	420,712	440,194	434,949	5,245
DOMESTIC RELATIONS COURT				
Personal services	847,919	855,919	852,343	3,576
Materials and supplies	8,050	8,175	8,062	113
Contractual services	32,004	28,821	9,809	19,012
Operating expenditures	17,271	20,029	13,014	7,015
Other expenditures	1,200	1,500	1,380	120
Fringe benefits and insurance	304,821	300,321	297,120	3,201
TOTAL DOMESTIC RELATIONS COURT	1,211,265	1,214,765	1,181,728	33,037

LAKE COUNTY, OHIO

SCHEDULE OF REVENUES, EXPENDITURES AND CHANGES IN FUND BALANCES - BUDGET AND ACTUAL GENERAL FUND

(NON-GAAP BUDGETARY BASIS)

FOR THE YEAR ENDED DECEMBER 31, 2006

	BUDGETED AMOUNTS		ACTUAL AMOUNTS	VARIANCE WITH FINAL BUDGET POSITIVE (NEGATIVE)
	ORIGINAL	FINAL		
JUDICIAL AND PUBLIC SAFETY (Continued):				
PUBLIC DEFENDER				
Personal services	\$ 940,238	\$ 996,588	\$ 996,308	\$ 280
Materials and supplies	7,500	10,935	10,481	454
Contractual services	50,975	51,075	51,002	73
Operating expenditures	58,393	60,458	56,918	3,540
Other expenditures	3,300	3,300	3,217	83
Fringe benefits and insurance	299,347	299,894	298,842	1,052
Capital outlay				0
TOTAL PUBLIC DEFENDER	1,359,753	1,422,250	1,416,768	5,482
MUNICIPAL COURTS				
Personal services	337,375	344,875	335,881	8,994
Contractual services	54,000	55,000	54,800	200
Operating expenditures	47,400	64,683	61,304	3,379
Fringe benefits and insurance	76,533	80,457	79,754	703
TOTALS MUNICIPAL COURTS	515,308	545,015	531,739	13,276
JUVENILE COURT				
Personal services	744,433	826,758	822,725	4,033
Materials and supplies	25,000	26,000	25,888	112
Contractual services	49,639	49,139	47,333	1,806
Operating expenditures	571,455	614,013	609,831	4,182
Other expenditures	52,500	76,020	72,945	3,075
Fringe benefits and insurance	227,858	247,036	246,901	135
Capital outlay				0
TOTAL JUVENILE COURT	1,670,885	1,838,966	1,825,623	13,343
JUVENILE PROBATION COURT				
Personal services	354,141	359,641	359,111	530
Materials and supplies	3,000	4,775	4,758	17
Operating expenditures	1,727	3,227	2,600	627
Fringe benefits and insurance	138,262	138,396	138,228	168
TOTAL JUVENILE PROBATION COURT	497,130	506,039	504,697	1,342
DETENTION CENTER				
Personal services	1,296,494	1,354,219	1,330,460	23,759
Materials and supplies	77,400	84,792	82,833	1,959
Contractual services	38,200	39,490	39,152	338
Operating expenditures	4,160	5,728	4,777	951
Other expenditures	50,000	49,150	40,385	8,765
Fringe benefits and insurance	455,923	448,539	448,257	282
Capital outlay		7,484	7,484	0
TOTAL DETENTION CENTER	1,922,177	1,989,402	1,953,348	36,054

LAKE COUNTY, OHIO

SCHEDULE OF REVENUES, EXPENDITURES AND CHANGES IN FUND BALANCES - BUDGET AND ACTUAL GENERAL FUND

(NON-GAAP BUDGETARY BASIS)

FOR THE YEAR ENDED DECEMBER 31, 2006

	BUDGETED AMOUNTS		ACTUAL AMOUNTS	VARIANCE WITH FINAL BUDGET POSITIVE (NEGATIVE)
	ORIGINAL	FINAL		
JUDICIAL AND PUBLIC SAFETY (Continued):				
JURY COMMISSION				
Personal services	\$ 11,663	\$ 11,663	\$ 6,331	\$ 5,332
Materials and supplies	1,300	1,450	1,340	110
Operating expenditures	5,100	6,900	6,657	243
Fringe benefits and insurance	2,001	2,001	1,129	872
TOTAL JURY COMMISSION	20,064	22,014	15,457	6,557
LAW LIBRARY				
Personal services	84,183	86,029	85,536	493
Fringe benefits and insurance	22,955	23,185	23,023	162
TOTAL LAW LIBRARY	107,138	109,214	108,559	655
COURT OF APPEALS				
Operating expenditures	35,000	35,000	22,419	12,581
Other expenditures	130,000	164,150	164,150	0
TOTAL COURT OF APPEALS	165,000	199,150	186,569	12,581
PROBATE COURT				
Personal services	561,898	576,379	573,878	2,501
Materials and supplies	18,000	18,000	17,262	738
Contractual services	11,000	11,000	7,161	3,839
Operating expenditures	28,925	28,925	22,357	6,568
Other expenditures	450	450	225	225
Fringe benefits and insurance	205,699	204,199	203,517	682
TOTAL PROBATE COURT	825,972	838,953	824,400	14,553
MUNICIPAL CRIMINAL PROSECUTIONS				
Personal services	1,520	1,520	1,520	0
Fringe benefits and insurance	260	390	388	2
TOTAL MUNI CRIMINAL PROSECUTIONS	1,780	1,910	1,908	2
COMMUNITY CORRECTIONS PLANNING				
Personal services	39,228	40,088	40,087	1
Fringe benefits and insurance	19,581	19,706	19,667	39
TOTAL COMM. CORRECTIONS PLANNING	58,809	59,794	59,754	40
TOTAL JUDICIAL AND PUBLIC SAFETY	32,464,313	33,640,564	33,122,296	518,268

LAKE COUNTY, OHIO

SCHEDULE OF REVENUES, EXPENDITURES AND CHANGES IN FUND BALANCES - BUDGET AND ACTUAL GENERAL FUND

(NON-GAAP BUDGETARY BASIS)

FOR THE YEAR ENDED DECEMBER 31, 2006

	BUDGETED AMOUNTS		ACTUAL AMOUNTS	VARIANCE WITH FINAL BUDGET POSITIVE (NEGATIVE)
	ORIGINAL	FINAL		
PUBLIC WORKS:				
ENGINEER				
Personal services	\$ 180,940	\$ 201,340	\$ 201,017	\$ 323
Materials and supplies	2,500	2,733	2,682	51
Contractual services	250	17	17	0
Operating expenditures	2,100	2,100	2,035	65
Other expenditures	100	100	99	1
Fringe benefits and insurance	74,308	70,758	69,966	792
Capital outlay				0
TOTAL ENGINEER	<u>260,198</u>	<u>277,048</u>	<u>275,816</u>	<u>1,232</u>
 TOTAL PUBLIC WORKS	 260,198	 277,048	 275,816	 1,232
 HUMAN SERVICES:				
SOLDIERS RELIEF COMMISSION				
Operating expenditures	600,000	691,500	673,764	17,736
TOTAL SOLDIERS RELIEF COMMISSION	<u>600,000</u>	<u>691,500</u>	<u>673,764</u>	<u>17,736</u>
 VETERANS SERVICES				
Personal services	288,564	303,614	303,590	24
Materials and supplies	3,700	3,700	3,453	247
Contractual services	3,800	3,800	3,332	468
Operating expenditures	56,209	59,369	49,808	9,561
Other expenditures	600	997	997	0
Fringe benefits and insurance	101,578	103,513	103,394	119
Capital outlay	0	13,675	13,675	0
TOTAL VETERANS SERVICES	<u>454,451</u>	<u>488,668</u>	<u>478,249</u>	<u>10,419</u>
 TOTAL HUMAN SERVICES	 1,054,451	 1,180,168	 1,152,013	 28,155
 HEALTH:				
BOARD OF HEALTH				
Personal services	2,101	2,101	2,101	0
Materials and supplies	6,189	11,189	8,277	2,912
Contractual services	183,750	183,750	183,716	34
Operating expenditures	11,500	11,500	11,500	0
Other expenditures	4,125	5,625	4,588	1,037
Fringe benefits and insurance	332	332	329	3
TOTAL BOARD OF HEALTH	<u>207,997</u>	<u>214,497</u>	<u>210,511</u>	<u>3,986</u>
 TOTAL HEALTH	 207,997	 214,497	 210,511	 3,986

LAKE COUNTY, OHIO

SCHEDULE OF REVENUES, EXPENDITURES AND CHANGES IN FUND BALANCES - BUDGET AND ACTUAL GENERAL FUND

(NON-GAAP BUDGETARY BASIS)

FOR THE YEAR ENDED DECEMBER 31, 2006

	BUDGETED AMOUNTS		ACTUAL AMOUNTS	VARIANCE WITH FINAL BUDGET POSITIVE (NEGATIVE)
	ORIGINAL	FINAL		
COMMUNITY AND ECONOMIC DEVELOPMENT:				
SOIL AND WATER CONSERVATION				
Operating expenditures	\$ 202,151	\$ 202,151	\$ 202,151	\$ 0
TOTAL SOIL AND WATER CONSERVATION	202,151	202,151	202,151	0
TOTAL COMMUNITY AND ECONOMIC DEVELOPMENT	202,151	202,151	202,151	0
TOTAL EXPENDITURES	49,404,706	49,935,041	48,899,994	1,035,047
EXCESS (DEFICIENCY) OF REVENUES OVER EXPENDITURES	815,666	741,962	6,205,164	5,463,202
OTHER FINANCING SOURCES (USES):				
Sale of capital assets	525,000	1,263,000	1,263,323	323
Advances - in	649,776	668,776	668,776	0
Advances - out	(167,412)	(167,412)	(167,412)	0
Transfers - in	2,219,455	3,307,455	15,410	(3,292,045)
Transfers - out	(375,487)	(6,200,751)	(6,155,689)	45,062
TOTAL OTHER FINANCING SOURCES (USES)	2,851,332	(1,128,932)	(4,375,592)	(3,246,660)
EXCESS (DEFICIENCY) OF REVENUES AND OTHER FINANCING SOURCES OVER EXPENDITURES AND OTHER USES	3,666,998	(386,970)	1,829,572	2,216,542
FUND BALANCE (DEFICIT) AT BEGINNING OF YEAR	19,789,879	19,789,879	19,789,879	0
Unexpended Prior Year Encumbrances	12,686	12,686	12,686	0
FUND BALANCE (DEFICIT) AT END OF YEAR	\$ 23,469,563	\$ 19,415,595	\$ 21,632,137	\$ 2,216,542

LAKE COUNTY, OHIO

COMBINING BALANCE SHEET NONMAJOR GOVERNMENTAL FUNDS

DECEMBER 31, 2006

	NONMAJOR SPECIAL REVENUE FUNDS	NONMAJOR DEBT SERVICE FUNDS	NONMAJOR CAPITAL PROJECT FUNDS	TOTAL NONMAJOR GOVERNMENTAL FUNDS
ASSETS:				
Equity in pooled cash and cash equivalents	\$ 33,616,222	\$	\$ 14,021,414	\$ 47,637,636
Receivables:				
Taxes	6,889,323			6,889,323
Accounts	238,554		1,800	240,354
Special assessments	1,965,275			1,965,275
Accrued interest	30,170			30,170
Loans	45,658			45,658
Due from other funds	210,999		163,081	374,080
Due from other governments	9,324,352			9,324,352
Materials and supplies inventory	660,973			660,973
Interfund receivable	770,000			770,000
Prepaid items	25,105		1,133	26,238
TOTAL ASSETS	\$ 53,776,631	\$ 0	\$ 14,187,428	\$ 67,964,059
LIABILITIES				
Accounts payable	\$ 2,276,686	\$	\$ 1,140,131	\$ 3,416,817
Accrued wages and benefits	602,543			602,543
Deferred revenue	10,456,537			10,456,537
Accrued interest payable			41,063	41,063
Due to other funds	293,322		8,365	301,687
Due to other governments	745,970			745,970
Interfund payable	937,412			937,412
Notes payable			1,500,000	1,500,000
TOTAL LIABILITIES	15,312,470	0	2,689,559	18,002,029
FUND BALANCES				
Reserved for encumbrances	590,600		1,446,364	2,036,964
Reserved for inventory	660,973			660,973
Reserved for prepaid expenditures	25,105		1,133	26,238
Reserved for debt service				0
Reserved for loans	45,658			45,658
Reserved for advances	770,000			770,000
Unreserved, Undesignated, Reported in:				
Special Revenue Funds	36,371,825			36,371,825
Capital Project Funds			10,050,372	10,050,372
TOTAL FUND BALANCES	38,464,161	0	11,497,869	49,962,030
TOTAL LIABILITIES AND FUND BALANCES	\$ 53,776,631	\$ 0	\$ 14,187,428	\$ 67,964,059

LAKE COUNTY, OHIO

COMBINING STATEMENT OF REVENUES, EXPENDITURES AND CHANGES IN FUND BALANCES NONMAJOR GOVERNMENTAL FUNDS

FOR THE YEAR ENDED DECEMBER 31, 2006

	NONMAJOR SPECIAL REVENUE FUNDS	NONMAJOR DEBT SERVICE FUNDS	NONMAJOR CAPITAL PROJECT FUNDS	TOTAL NONMAJOR GOVERNMENTAL FUNDS
REVENUES:				
Property taxes	\$ 7,526,616	\$	\$	\$ 7,526,616
Other taxes	841,448			841,448
Fees and charges for services	8,673,219		139,839	8,813,058
Licenses and permits	571,076			571,076
Fines and forfeitures	951,618			951,618
Intergovernmental	34,931,656		2,213,147	37,144,803
Special assessments	1,998,967			1,998,967
Investment earnings	269,329			269,329
Miscellaneous	2,647,995		229,050	2,877,045
TOTAL REVENUES	58,411,924	0	2,582,036	60,993,960
EXPENDITURES:				
CURRENT:				
General government	4,387,716			4,387,716
Judicial and public safety	9,542,369			9,542,369
Public works	11,987,126			11,987,126
Human services	28,285,001			28,285,001
Health	465,083			465,083
Community and economic development	3,044,908			3,044,908
Capital outlay			6,144,153	6,144,153
Debt service:				
Principal retirement		2,210,000		2,210,000
Interest and fiscal charges	1,371	1,298,745	41,063	1,341,179
TOTAL EXPENDITURES	57,713,574	3,508,745	6,185,216	67,407,535
EXCESS (DEFICIENCY) OF REVENUES OVER EXPENDITURES	698,350	(3,508,745)	(3,603,180)	(6,413,575)
OTHER FINANCING SOURCES AND USES:				
Sale of capital assets	101,984			101,984
Transfers - in	5,037,434	3,508,745	8,298,052	16,844,231
Transfers - out	(5,008,218)		(15,410)	(5,023,628)
TOTAL OTHER FINANCING SOURCES (USES)	131,200	3,508,745	8,282,642	11,922,587
NET CHANGE IN FUND BALANCES	829,550	0	4,679,462	5,509,012
FUND BALANCE (DEFICIT) AT BEGINNING OF YEAR	37,490,140	0	6,818,407	44,308,547
INCREASE (DECREASE) IN RESERVE FOR INVENTORY	144,471			144,471
FUND BALANCE (DEFICIT) AT END OF YEAR	\$ 38,464,161	\$ 0	\$ 11,497,869	\$ 49,962,030

LAKE COUNTY, OHIO

NONMAJOR SPECIAL REVENUE FUNDS

The Special Revenue Funds are used to account for specific revenue sources (other than Capital Projects or Debt Service) that require separate accounting because of legal provisions, regulatory provisions or administrative action.

PUBLIC ASSISTANCE: Administered by the Job & Family Services Department, this fund accounts for various State and Federal grants to provide public assistance to general relief recipients, pay their medical assistance providers and certain public social services. This fund includes Income Maintenance and Social Services.

WORKFORCE INVESTMENT ACT: Funded by the Federal Government, and passed through the State, the fund provides for comprehensive, coordinated workforce training programs for adult, youth and dislocated workers.

CHILDRENS SERVICES: Children's Services includes Child Welfare and the Caley Home. Administered by the Job & Family Services Department, this fund accounts for programs including foster care and clinical services.

CHILD SUPPORT ENFORCEMENT: Also administered by the Job & Family Services Department, this fund accounts for all child support payments and distributions.

YOUTH SERVICES GRANT: Revenue for Youth Services is received from a grant and funds youth employment projects, group homes and juvenile delinquency prevention programs.

FELONY DELINQUENT CUSTODY AND CARE: This fund accounts for expenses incurred from a probation program, administered by the Juvenile Court that assists juvenile felon offenders. Funding is provided by a state grant.

SENIOR CITIZENS SERVICES: Funding generated by a county-wide tax levy provides operating monies for the County's Council on Aging and the various senior citizens centers located in the County.

AUTO LICENSE AND GASOLINE TAX (AL & GT): This fund accounts for revenue received from motor vehicle licenses, gasoline tax and investment income. Monies are used for the operation of the County Engineer's department.

MUNICIPAL STREET IMPROVEMENT AND CONSTRUCTION: A portion of the Motor Vehicle License Tax is used for the improvement of state routes within the subdivisions of the County.

ADDITIONAL MOTOR VEHICLE TAX: Per the authority of the Ohio Revised Code and approved by the County Commissioners, revenue derived from this tax is used by the County Engineer to maintain roads throughout the County.

LAKE COUNTY, OHIO

NONMAJOR SPECIAL REVENUE FUNDS (CONTINUED)

STURBRIDGE DITCH: Per the authority of the Ohio Revised Code, this fund accounts for the maintenance of the drainage ditch for the Sturbridge subdivision. Revenue is generated from special assessments charged to property owners.

ENGINEER'S STORMWATER MAINTENANCE: This fund accounts for costs associated with the control/management of storm water runoff, as mandated by the Federal E.P.A.

DOG AND KENNEL: The Dog and Kennel Fund accounts for monies from the sale of dog licenses and animals at the pound. The Dog and Kennel Fund also receives revenue from fines collected in the municipal courts. The shelter provides animal control and protection.

MARRIAGE LICENSE: A portion of the \$17 marriage license fee charged by Probate Court provides financial assistance for the victims of domestic violence.

INDIGENT DRIVER DRUG TREATMENT: Funded by fees collected by the State and remitted to the County for driver's license reinstatements, this fund is used to account for expenditures for drug treatment services for indigent juvenile drivers.

NARCOTICS AGENCY: A property tax levy is the major source of funding for the Narcotics Agency. This agency combats the illegal trafficking of drugs and drug use in Lake County.

PHARMACY DIVERSION GRANT: Funded by a state grant, this fund is used to account for the expenditures incurred by the Narcotics Agency in combating the illegal use of pharmaceutical drugs.

FORENSIC CRIME LABORATORY: Revenue for the Forensic Laboratory is generated through a property tax levy and charges for services provided to subdivisions in and out of the County. The Crime Lab provides forensic investigative services for local and state and federal law enforcement agencies.

EMERGENCY MANAGEMENT AGENCY: The EMA is funded by Federal government matching funds. This agency provides disaster services protection to the citizens of the County.

EMERGENCY RESPONSE EQUIPMENT: Funded by fines assessed to businesses and/or individuals responsible for hazardous materials spills or violations, this fund accounts for expenditures associated with emergency response equipment replacement. Periodic subsidies from the general fund will be accounted for in this fund as transfers-in.

HOMELAND SECURITY: This fund accounts for Federal Grants received from the Federal Government's Department of Homeland Security, which can be expended on enhancing security throughout County facilities and within the County Sheriff's Department.

LAKE COUNTY, OHIO

NONMAJOR SPECIAL REVENUE FUNDS (CONTINUED)

FEMA FLOOD REIMBURSEMENTS: This fund accounts for all of the Federal Emergency Management Agency reimbursements to the political subdivisions that assisted the County in the aftermath of the July 2006 flood.

PROSECUTOR'S 4-D: Subsidized by the County's Job & Family Services Department, monies from this fund are used by the Prosecutor's Office for expenses incurred in the investigation and prosecution of individuals delinquent on their child support payments; and also for expenses incurred during the collection process of such accounts.

PROSECUTOR'S DELINQUENT TAX: Two and one-half percent of the delinquent tax collections of Lake County governmental entities are deposited into this fund. The revenue is used to defray any costs of the Prosecutor's department incurred during the collection of the delinquencies.

PROSECUTOR'S VICTIM/WITNESS ASSISTANCE: Funded by a state grant, this fund accounts for the expenses incurred by the Prosecutor's department in assisting victims of crimes and witnesses testifying for the Prosecutor's office.

SHERIFF'S MARINE PATROL: This fund accounts for a state grant which provides funding for a marine patrol division of the Sheriff's department. This division provides law enforcement along the waters of Lake Erie.

INDIGENT GUARDIANSHIP: This fund is to account for costs incurred in Probate Court cases involving guardianships of indigent individuals. Funding is provided by a \$30 fee applied to each indigent case.

PILOT PROBATION GRANT: Funded by a state grant, this fund accounts for certain expenses related to the Adult Probation Department.

800 MHZ COMMUNICATIONS SYSTEM: Revenue for this fund is received from the various governmental subdivisions and the County Sheriff's Department for fees to defray the costs involved in the maintenance of the County's emergency warning system.

450 MHZ PAGING SYSTEM: The maintenance and future upgrades of the County's pager system are the purposes of this fund. Revenues are generated by charges for services to County departments and other governmental and commercial entities equipped with the system.

EMERGENCY PLANNING: Grant money from the State provides revenue for the Emergency Planning Fund. This grant is for the handling of hazardous material and is administered by the Local Planning Committee (LEPC).

LAKE COUNTY, OHIO

NONMAJOR SPECIAL REVENUE FUNDS (CONTINUED)

DOMESTIC RELATIONS COURT 4-D: Subsidized by the County's Job & Family Services Department, monies from this fund are used to defray expenses incurred by the Domestic Relations Court during the judicial process of child support enforcement.

DOMESTIC RELATIONS COURT COMPUTERIZATION: Established by Ohio House Bill 405 this fund accounts for the collection of additional fines charged on certain Domestic Relations Court cases. The monies generated can only be used towards computerization of the Domestic Relations Court.

BEYOND THE MIDDLE PROGRAM: A state grant provides funding for this fund which accounts for expenditures incurred in the resolution of child custody and visitation disputes in the Domestic Relations Court.

JUVENILE COURT LEGAL RESEARCH: Established by Ohio House Bill 405, this fund accounts for the collection of additional fines charged on certain Juvenile Court cases. Expenditures of this fund can only be used for computerized legal research services for the Juvenile Court.

JUVENILE COURT COMPUTERIZATION: Established by Ohio House Bill 405, this fund accounts for the collection of additional fines charged on certain Juvenile Court cases. The monies generated can only be used towards computerization of the Juvenile Court.

JUVENILE COURT INCREASED ACCOUNTABILITY: A State grant provides funding to the County to provide medical assessments of incarcerated juveniles.

JUVENILE COURT IV-D: Subsidized by the County's Job & Family Services Department, monies from this fund are used to defray expenses incurred by the Juvenile Court during the judicial process of child support enforcement.

CERTIFICATE OF TITLE ADMINISTRATION: Established by Ohio House Bill 154, this fund accounts for the collection of a \$1 fee for each certificate of title issued by the Clerk of Courts office. Expenditure of these fees can only be used to pay the costs incurred by the Clerk of Courts in processing titles.

CLERK OF COURTS COMPUTERIZATION: Established by Ohio House Bill 405, this fund accounts for the collection of additional fines charged on certain Common Pleas Court cases. The monies generated can only be used towards computerization of the Clerk of Courts office.

BUFFER ZONE PROTECTION: Funded by Federal Homeland Security Grants this fund accounts for equipment and other expenses for protection of the area surrounding the Perry Nuclear Power Plant.

LAKE COUNTY, OHIO

NONMAJOR SPECIAL REVENUE FUNDS (CONTINUED)

SHERIFF'S DRUG/ALCOHOL TREATMENT PROGRAM: Funded jointly through state grants and county subsidies, expenditures for this fund are for medical treatment and rehabilitation services for inmates in the County's Detention Facility who have chemical dependencies.

CONCEALED HANDGUN LICENSES: As provided for by Ohio Revised Code Section 311.42, this fund accounts for the fees collected for the issuance of licenses required in order to carry a handgun. Expenditures from this fund are to pay for operational costs of the license program and educational programs regarding handguns.

COMMON PLEAS COURT COMPUTERIZATION: Established by Ohio House Bill 405, this fund accounts for the collection of additional fines charged on certain Common Pleas Court cases. The monies generated can only be used towards computerization of the individual Common Pleas Courts.

COMMON PLEAS COURT DRUG/ALCOHOL TREATMENT: Funded by court fines from the Common Pleas Courts, this fund is used to account for drug/alcohol treatment services for indigent adult drivers.

COMMON PLEAS COURT PROJECT #1: As provided for by Ohio Revised Code Section 2303.301(A)(1), this fund accounts for fees on civil actions and judgments to be used to improve computer technology throughout the General Division of the Common Pleas Court.

COMMON PLEAS COURT PROJECT #2: As provided for by Ohio Revised Code Section 2303.301(E)(1), this fund accounts for fees on civil actions and judgments to be used for the employment, training and education of Magistrates, and the provision of mediation and dispute resolution services.

PROBATE COURT COMPUTERIZATION: Established by Ohio House Bill 405, this fund accounts for the collection of additional fines charged on certain Probate Court cases. The monies generated can only be used towards computerization of the Probate Court.

PROBATION SUPERVISION FEES: The fund accounts for the \$10.00 per month fee charged to offenders who are sentenced to probation under Senate Bill 2. These monies are used to fund the Adult Probation Department.

JAIL REDUCTION GRANT: Funded by a state grant, this fund accounts for the costs of the County's "house arrest" program. The house arrest program involves monitoring the location of the respective offenders through the use of electronic supervision equipment. One of the purposes of this program is to free up cells in the County's Detention Facility by having the offenders confined to their own residence. Only "non-threatening" offenders are considered for this program.

LAKE COUNTY, OHIO

NONMAJOR SPECIAL REVENUE FUNDS (CONTINUED)

PROBATE COURT CONDUCT OF BUSINESS: As provided for by Ohio Revised Code Section 2101.19, this fund accounts for all monies received from the sale of merchandise to be used in connection with any license, order, or document issued by the Probate Court. The monies so received shall be used solely for the conduct of business of the Probate Court.

PROBATE COURT MEDIATION: This fund accounts for fees that are assessed on civil actions or proceedings. The fees are utilized by the Court to provide mediation services for the resolution of disputes between parties to any civil action or proceeding.

TELECOMMUNICATIONS: Revenue for this fund is generated from billing charges to departments for repairs, installation and travel time for services rendered. Monies provided are utilized to offset operational expenses of the Telecommunications Department, which is responsible for the installation, operation and maintenance of the County's various telecommunications systems.

WIRELESS GOVERNMENT ACCESS: A \$0.32 monthly charge is added to each Lake County cellular phone to fund the enhanced 911 communications network which will provide locations of cell phone users in need of emergency assistance.

REAL ESTATE ASSESSMENT: This fund accounts for monies collected from tax settlements from political subdivisions to finance the appraisal of real property within the County.

TREASURER'S DELINQUENT TAX: Two and one-half percent of delinquent tax collections of Lake County governmental entities are deposited into this fund. The revenue is used to defray costs of the Treasurer's department incurred during the collection of the delinquencies.

COUNTY RECORDER'S EQUIPMENT: Established by Ohio House Bill 152, this fund accounts for the collection of fees charged by the County Recorder for the filing or recording of legal documents. Expenditure of these fees can only be used for the purchase, lease, etc. of micrographic or other equipment for the Recorder.

HOTEL/MOTEL TAX ADMINISTRATION: This fund accounts for the collection and distribution of the County's hotel/motel tax to the County Visitor's Bureau.

GEOGRAPHIC INFORMATION SYSTEM: This fund accounts for the activity of the Geographic Information System (GIS) Department. This department was created by the Commissioners to develop and maintain a geographic mapping database which, when fully operational, can be utilized by virtually any county department, political subdivision and the public to produce a map outlining such items as municipal, school and voting precinct boundaries, utility connections, topography information, telecommunications data and lines, emergency personnel routes, etc. Funding is provided by transfers from the County General Fund, the Real Estate Assessment Fund and the Additional Motor Vehicle Tax Fund.

LAKE COUNTY, OHIO

NONMAJOR SPECIAL REVENUE FUNDS (CONTINUED)

BOARD OF ELECTIONS VOTER EDUCATION AND POLLWORKER TRAINING: A State grant provides funding to assist the County in defraying the costs of training poll workers and also to educate the public on voting procedures and the use of the County's voting equipment.

HOME PROGRAM: This program, funded by the U.S. Department of Housing and Urban Development, provides housing rehabilitation services for the elderly and low-income residents of the County.

COASTAL FEASIBILITY STUDY: This fund accounts for a grant to conduct the County's "Coastal Plan Preliminary Feasibility Study".

CLEAN OHIO GRANT: A State grant was obtained by the County to assist in the cleanup of a former brownfield site within the County.

COMMUNITY AND ECONOMIC DEVELOPMENT BLOCK GRANT: The Community Development Block Grant (CDBG) aids in the rehabilitation and new construction of underdeveloped areas on a County-wide basis.

LAKE COUNTY, OHIO

COMBINING BALANCE SHEET NONMAJOR SPECIAL REVENUE FUNDS

DECEMBER 31, 2006

	PUBLIC ASSISTANCE	WORKFORCE INVESTMENT ACT	CHILDRENS SERVICES	CHILD SUPPORT ENFORCEMENT
ASSETS				
Equity in pooled cash and cash equivalents	\$ 418,808	\$ 249,057	\$ 9,640,808	\$ 602,388
Net receivables:				
Taxes			3,056,377	
Accounts	12,984		5,379	
Special assessments				
Accrued interest				
Loans				
Due from other funds				
Due from other governments	997,033	1,865,188	238,576	49,123
Materials and supplies inventory				
Interfund receivable				
Prepaid items	4,819		579	
TOTAL ASSETS	<u>\$ 1,433,644</u>	<u>\$ 2,114,245</u>	<u>\$ 12,941,719</u>	<u>\$ 651,511</u>
LIABILITIES				
Accounts payable	\$ 579,408	\$ 55,072	\$ 327,783	\$ 17,308
Accrued wages and benefits	360,999		16,191	22,886
Deferred revenue			3,048,164	
Due to other funds	10,395		1,452	117,696
Due to other governments	125,826	97,372	15,701	25,823
Interfund payable				
TOTAL LIABILITIES	1,076,628	152,444	3,409,291	183,713
FUND BALANCES				
Reserved for encumbrances				
Reserved for inventories				
Reserved for prepaid expenditures	4,819		579	
Reserved for loans				
Reserved for advances				
Unreserved/undesignated	352,197	1,961,801	9,531,849	467,798
TOTAL FUND BALANCES	<u>357,016</u>	<u>1,961,801</u>	<u>9,532,428</u>	<u>467,798</u>
TOTAL LIABILITIES AND FUND BALANCES	<u>\$ 1,433,644</u>	<u>\$ 2,114,245</u>	<u>\$ 12,941,719</u>	<u>\$ 651,511</u>

(Continued)

YOUTH SERVICES GRANT	FELONY DELINQUENT CARE AND CUSTODY	SENIOR CITIZENS SERVICES	AUTO LICENSE AND GASOLINE TAX	MUNICIPAL STREET IMPROVEMENT AND CONSTRUCTION	ADDITIONAL MOTOR VEHICLE TAX	STURBRIDGE DITCH
\$ 536,726	\$ 1,075,427	\$ 0	\$ 2,030,168	\$ 1,109,265	\$ 2,507,581	\$ 2,007
		1,446,517	1,743	246		
			13,835	6,661	9,674	
			55,738			
	455,315		3,049,911	403,302	804,413	
			660,973			
					770,000	
109	332					
<u>\$ 536,835</u>	<u>\$ 1,531,074</u>	<u>\$ 1,446,517</u>	<u>\$ 5,812,368</u>	<u>\$ 1,519,474</u>	<u>\$ 4,091,668</u>	<u>\$ 2,007</u>
\$ 5,532	\$ 54,413	\$	\$ 251,013	\$ 17,525	\$ 311,135	\$
3,904	5,370		55,911	8,205	500	
		1,442,997	2,570,295	341,009	681,231	
	234		1,019			
4,094	7,548		63,212	141,145	516	
13,530	67,565	1,442,997	2,941,450	507,884	993,382	0
	22		193,535	19,189	200,224	
			660,973			
109	332					
523,196	1,463,155	3,520	2,016,410	992,401	2,898,062	2,007
523,305	1,463,509	3,520	2,870,918	1,011,590	3,098,286	2,007
<u>\$ 536,835</u>	<u>\$ 1,531,074</u>	<u>\$ 1,446,517</u>	<u>\$ 5,812,368</u>	<u>\$ 1,519,474</u>	<u>\$ 4,091,668</u>	<u>\$ 2,007</u>

LAKE COUNTY, OHIO

COMBINING BALANCE SHEET NONMAJOR SPECIAL REVENUE FUNDS (CONTINUED)

DECEMBER 31, 2006

	ENGINEER'S STORM WATER MAINTENANCE	DOG AND KENNEL	MARRIAGE LICENSE	INDIGENT DRIVER DRUG TREATMENT
ASSETS				
Equity in pooled cash and cash equivalents	\$ 1,098,621	\$ 92,469	\$ 26,350	\$ 3,576
Net receivables:				
Taxes				
Accounts	5,061	12,504	2,984	
Special assessments	1,965,275			
Accrued interest				
Loans				
Due from other funds				
Due from other governments		880		
Materials and supplies inventory				
Interfund receivable				
Prepaid items	218	689		
TOTAL ASSETS	<u>\$ 3,069,175</u>	<u>\$ 106,542</u>	<u>\$ 29,334</u>	<u>\$ 3,576</u>
LIABILITIES				
Accounts payable	\$ 8,907	\$ 3,425	\$ 26,350	\$
Accrued wages and benefits	5,422	4,950		
Deferred revenue				
Due to other funds	55,855	1,263		
Due to other governments	102,018	8,657		
Interfund payable	770,000			
TOTAL LIABILITIES	942,202	18,295	26,350	0
FUND BALANCES				
Reserved for encumbrances	137,476			
Reserved for inventories				
Reserved for prepaid expenditures	218	689		
Reserved for loans				
Reserved for advances	770,000			
Unreserved/undesignated	1,219,279	87,558	2,984	3,576
TOTAL FUND BALANCES	<u>2,126,973</u>	<u>88,247</u>	<u>2,984</u>	<u>3,576</u>
TOTAL LIABILITIES AND FUND BALANCES	<u>\$ 3,069,175</u>	<u>\$ 106,542</u>	<u>\$ 29,334</u>	<u>\$ 3,576</u>

(Continued)

NARCOTICS AGENCY	PHARMACY DIVERSION GRANT	FORENSIC CRIME LABORATORY	EMERGENCY MANAGEMENT AGENCY	EMERGENCY RESPONSE EQUIPMENT	HOMELAND SECURITY	FEMA FLOOD REIMBURSE- MENTS
\$ 2,415,742	\$ 4,220	\$ 3,938,804	\$ 65,531	\$ 12,244	\$ 615	\$ 78,830
1,064,896		1,314,985	6,548			
1,024						
550	20,413	86,182	145,533		508,204	84,382
8,933		1,537	4,904			
<u>\$ 3,491,145</u>	<u>\$ 24,633</u>	<u>\$ 5,341,508</u>	<u>\$ 222,516</u>	<u>\$ 12,244</u>	<u>\$ 508,819</u>	<u>\$ 163,212</u>
\$ 12,667	\$	\$ 28,168	\$ 2,917	\$ 605	\$ 291,917	\$
15,133		27,378	3,410			
1,061,376		1,311,465				
1,978		5,609	322			
17,772	1,259	15,006	3,459			36,169
1,108,926	1,259	1,387,626	10,108	605	291,917	36,169
		10,168	138			
8,933		1,537	4,904			
2,373,286	23,374	3,942,177	207,366	11,639	216,902	127,043
2,382,219	23,374	3,953,882	212,408	11,639	216,902	127,043
<u>\$ 3,491,145</u>	<u>\$ 24,633</u>	<u>\$ 5,341,508</u>	<u>\$ 222,516</u>	<u>\$ 12,244</u>	<u>\$ 508,819</u>	<u>\$ 163,212</u>

LAKE COUNTY, OHIO

COMBINING BALANCE SHEET NONMAJOR SPECIAL REVENUE FUNDS (CONTINUED)

DECEMBER 31, 2006

	PROSECUTOR'S 4-D	PROSECUTOR'S DELINQUENT TAX	PROSECUTOR'S VICTIM/ WITNESS ASSISTANCE	SHERIFF'S MARINE PATROL
ASSETS				
Equity in pooled cash and cash equivalents	\$ 49,997	\$ 1,537,568	\$ 140,649	\$ 100,583
Net receivables:				
Taxes				
Accounts				
Special assessments				
Accrued interest				
Loans				
Due from other funds	72,911			
Due from other governments			188,809	
Materials and supplies inventory				
Interfund receivable				
Prepaid items				330
TOTAL ASSETS	<u>\$ 122,908</u>	<u>\$ 1,537,568</u>	<u>\$ 329,458</u>	<u>\$ 100,913</u>
LIABILITIES				
Accounts payable	\$ 5,110	\$ 1,869	\$ 3,548	\$ 66
Accrued wages and benefits	9,363	2,267	4,024	
Deferred revenue				
Due to other funds	85			
Due to other governments	9,556	2,785	4,850	457
Interfund payable				
TOTAL LIABILITIES	24,114	6,921	12,422	523
FUND BALANCES				
Reserved for encumbrances	340			
Reserved for inventories				
Reserved for prepaid expenditures				330
Reserved for loans				
Reserved for advances				
Unreserved/undesignated	98,454	1,530,647	317,036	100,060
TOTAL FUND BALANCES	<u>98,794</u>	<u>1,530,647</u>	<u>317,036</u>	<u>100,390</u>
TOTAL LIABILITIES AND FUND BALANCES	<u>\$ 122,908</u>	<u>\$ 1,537,568</u>	<u>\$ 329,458</u>	<u>\$ 100,913</u>

(Continued)

INDIGENT GUARDIANSHIP	PILOT PROBATION GRANT	800 MHZ COMMUNICATIONS SYSTEM	450 MHZ PAGING SYSTEM	EMERGENCY PLANNING	DOMESTIC RELATIONS COURT 4-D	DOMESTIC RELATIONS COURT COMPUTERIZATION
\$ 10,705	\$ 89,230	\$ 60,885	\$ 96,949	\$ 100,757	\$ 15,057	\$ 18,426
1,899						2,827
	197,081				26,442	
		544				
<u>\$ 12,604</u>	<u>\$ 286,311</u>	<u>\$ 61,429</u>	<u>\$ 96,949</u>	<u>\$ 100,757</u>	<u>\$ 41,499</u>	<u>\$ 21,253</u>
\$ 4,306	\$ 2,226 4,941	\$ 2,894	\$	\$ 122 277	\$ 1,917 3,854	\$
	4,642	848		235	141 4,176	
4,306	11,809	3,742	0	634	10,088	0
		61				
		544				
8,298	274,502	57,082	96,949	100,123	31,411	21,253
8,298	274,502	57,687	96,949	100,123	31,411	21,253
<u>\$ 12,604</u>	<u>\$ 286,311</u>	<u>\$ 61,429</u>	<u>\$ 96,949</u>	<u>\$ 100,757</u>	<u>\$ 41,499</u>	<u>\$ 21,253</u>

LAKE COUNTY, OHIO

COMBINING BALANCE SHEET NONMAJOR SPECIAL REVENUE FUNDS (CONTINUED)

DECEMBER 31, 2006

	BEYOND THE MIDDLE PROGRAM	JUVENILE COURT LEGAL RESEARCH	JUVENILE COURT COMPUTER- IZATION	JUVENILE COURT INCREASED ACCOUNT- ABILITY
ASSETS				
Equity in pooled cash and cash equivalents	\$ 98,168	\$ 10,923	\$ 169,228	\$
Net receivables:				
Taxes				
Accounts	451	408	2,680	
Special assessments				
Accrued interest				
Loans				
Due from other funds				
Due from other governments				
Materials and supplies inventory				
Interfund receivable				
Prepaid items				
TOTAL ASSETS	<u>\$ 98,619</u>	<u>\$ 11,331</u>	<u>\$ 171,908</u>	<u>\$ 0</u>
LIABILITIES				
Accounts payable	\$	\$	\$ 319	\$
Accrued wages and benefits				
Deferred revenue				
Due to other funds				
Due to other governments				
Interfund payable			167,412	
TOTAL LIABILITIES	0	0	167,731	
FUND BALANCES				
Reserved for encumbrances				
Reserved for inventories				
Reserved for prepaid expenditures				
Reserved for loans				
Reserved for advances				
Unreserved/undesignated	98,619	11,331	4,177	
TOTAL FUND BALANCES	<u>98,619</u>	<u>11,331</u>	<u>4,177</u>	<u>0</u>
TOTAL LIABILITIES AND FUND BALANCES	<u>\$ 98,619</u>	<u>\$ 11,331</u>	<u>\$ 171,908</u>	<u>\$ 0</u>

(Continued)

JUVENILE COURT IV-D	CERTIFICATE OF TITLE ADMINISTRATION	CLERK OF COURTS COMPUTERIZATION	BUFFER ZONE PROTECTION	SHERIFF'S DRUG / ALCOHOL TREATMENT PROGRAM	CONCEALED HANDGUN LICENSES	COMMON PLEAS COURT COMPUTERIZATION
\$ 32,836	\$ 159,303	\$ 198,163	\$ 0	\$ 89,982	\$ 36,914	\$ 32,390
	57,865	5,156			110	645
14,403			24,850	11,137		
<u>\$ 47,239</u>	<u>\$ 217,168</u>	<u>\$ 203,319</u>	<u>\$ 24,850</u>	<u>\$ 101,119</u>	<u>\$ 37,024</u>	<u>\$ 33,035</u>
\$ 2,174 2,755	\$ 6,823 12,376	\$	\$	\$ 8,775 1,796	\$ 2,236	\$
3,074	53 12,537	378		1,806	94	
8,003	31,789	378	0	12,377	2,330	0
	96	1,610		1,172		
<u>39,236</u>	<u>185,283</u>	<u>201,331</u>	<u>24,850</u>	<u>87,570</u>	<u>34,694</u>	<u>33,035</u>
<u>39,236</u>	<u>185,379</u>	<u>202,941</u>	<u>24,850</u>	<u>88,742</u>	<u>34,694</u>	<u>33,035</u>
<u>\$ 47,239</u>	<u>\$ 217,168</u>	<u>\$ 203,319</u>	<u>\$ 24,850</u>	<u>\$ 101,119</u>	<u>\$ 37,024</u>	<u>\$ 33,035</u>

LAKE COUNTY, OHIO

COMBINING BALANCE SHEET NONMAJOR SPECIAL REVENUE FUNDS (CONTINUED)

DECEMBER 31, 2006

	COMMON PLEAS COURT DRUG/ ALCOHOL TREATMENT	COMMON PLEAS COURT PROJECT #1	COMMON PLEAS COURT PROJECT #2	PROBATE COURT COMPUTER- IZATION
ASSETS				
Equity in pooled cash and cash equivalents	\$ 6,635	\$ 372,659	\$ 338,126	\$ 300,294
Net receivables:				
Taxes				
Accounts	90	29,004	13,500	5,613
Special assessments				
Accrued interest				
Loans				
Due from other funds				
Due from other governments				
Materials and supplies inventory				
Interfund receivable				
Prepaid items				
TOTAL ASSETS	<u>\$ 6,725</u>	<u>\$ 401,663</u>	<u>\$ 351,626</u>	<u>\$ 305,907</u>
LIABILITIES				
Accounts payable	\$	\$	\$ 448	\$
Accrued wages and benefits			817	
Deferred revenue				
Due to other funds				60
Due to other governments			846	
Interfund payable				
TOTAL LIABILITIES	0	0	2,111	60
FUND BALANCES				
Reserved for encumbrances				
Reserved for inventories				
Reserved for prepaid expenditures				
Reserved for loans				
Reserved for advances				
Unreserved/undesignated	6,725	401,663	349,515	305,847
TOTAL FUND BALANCES	<u>6,725</u>	<u>401,663</u>	<u>349,515</u>	<u>305,847</u>
TOTAL LIABILITIES AND FUND BALANCES	<u>\$ 6,725</u>	<u>\$ 401,663</u>	<u>\$ 351,626</u>	<u>\$ 305,907</u>

(Continued)

PROBATION SUPERVISION FEES	JAIL REDUCTION GRANT	PROBATE COURT CONDUCT OF BUSINESS	PROBATE COURT MEDIATION	TELE- COMMUNI- CATIONS	WIRELESS GOVERNMENT ACCESS	REAL ESTATE ASSESSMENT
\$ 82,214	\$ 50,340	\$ 8,616	\$ 27,373	\$ 49,859	\$ 452,436	\$ 1,259,373
		65	1,190			16,543
	45,225			41,505 15,492		
				544		871
<u>\$ 82,214</u>	<u>\$ 95,565</u>	<u>\$ 8,681</u>	<u>\$ 28,563</u>	<u>\$ 107,400</u>	<u>\$ 452,436</u>	<u>\$ 1,276,787</u>
\$	\$ 2,294 408	\$	\$	\$ 21,207 11,320	\$ 10,550	\$ 116,105 10,004
	150			643 11,663	55,017	6,613 11,655
0	2,852	0	0	44,833	65,567	144,377
				1,185		25,292
				544		871
<u>82,214</u>	<u>92,713</u>	<u>8,681</u>	<u>28,563</u>	<u>60,838</u>	<u>386,869</u>	<u>1,106,247</u>
<u>82,214</u>	<u>92,713</u>	<u>8,681</u>	<u>28,563</u>	<u>62,567</u>	<u>386,869</u>	<u>1,132,410</u>
<u>\$ 82,214</u>	<u>\$ 95,565</u>	<u>\$ 8,681</u>	<u>\$ 28,563</u>	<u>\$ 107,400</u>	<u>\$ 452,436</u>	<u>\$ 1,276,787</u>

LAKE COUNTY, OHIO

COMBINING BALANCE SHEET NONMAJOR SPECIAL REVENUE FUNDS (CONTINUED)

DECEMBER 31, 2006

	TREASURER'S DELINQUENT TAX	COUNTY RECORDER'S EQUIPMENT	HOTEL / MOTEL	GEOGRAPHIC INFORMATION SYSTEM
ASSETS				
Equity in pooled cash and cash equivalents	\$ 882,355	\$ 503,918	\$ 77,973	\$ 89,675
Net receivables:				
Taxes				
Accounts		788	57,795	
Special assessments				
Accrued interest				
Loans				
Due from other funds				
Due from other governments				
Materials and supplies inventory				
Interfund receivable				
Prepaid items	696			
TOTAL ASSETS	<u>\$ 883,051</u>	<u>\$ 504,706</u>	<u>\$ 135,768</u>	<u>\$ 89,675</u>
LIABILITIES				
Accounts payable	\$ 2,271	\$	\$ 271	\$ 3,272
Accrued wages and benefits	4,043		465	3,574
Deferred revenue				
Due to other funds	941		4	
Due to other governments	4,453		813	3,695
Interfund payable				
TOTAL LIABILITIES	11,708	0	1,553	10,541
FUND BALANCES				
Reserved for encumbrances				92
Reserved for inventories				
Reserved for prepaid expenditures	696			
Reserved for loans				
Reserved for advances				
Unreserved/undesignated	870,647	504,706	134,215	79,042
TOTAL FUND BALANCES	<u>871,343</u>	<u>504,706</u>	<u>134,215</u>	<u>79,134</u>
TOTAL LIABILITIES AND FUND BALANCES	<u>\$ 883,051</u>	<u>\$ 504,706</u>	<u>\$ 135,768</u>	<u>\$ 89,675</u>

BOARD OF ELECTIONS VOTER EDUC. & POLLWORKER TRAINING	HOME PROGRAM	COASTAL FEASIBILITY STUDY	CLEAN OHIO GRANT	COMMUNITY DEVELOPMENT BLOCK GRANT	TOTALS
\$ 0	\$ 124,748	\$ 1,041	\$ 0	\$ 30,637	\$ 33,616,222
					6,889,323
					238,554
					1,965,275
					30,170
				45,658	45,658
	35,334			97,419	210,999
					9,324,352
					660,973
					770,000
					25,105
<u>\$ 0</u>	<u>\$ 160,082</u>	<u>\$ 1,041</u>	<u>\$ 0</u>	<u>\$ 173,714</u>	<u>\$ 53,776,631</u>
\$	\$ 21,900	\$	\$	\$ 61,838	\$ 2,276,686
					602,543
	41			32,581	10,456,537
				3,000	293,322
					745,970
					937,412
<u>0</u>	<u>21,941</u>	<u>0</u>	<u>0</u>	<u>97,419</u>	<u>15,312,470</u>
					590,600
					660,973
					25,105
				45,658	45,658
	138,141	1,041		30,637	770,000
					36,371,825
<u>0</u>	<u>138,141</u>	<u>1,041</u>	<u>0</u>	<u>76,295</u>	<u>38,464,161</u>
<u>\$ 0</u>	<u>\$ 160,082</u>	<u>\$ 1,041</u>	<u>\$ 0</u>	<u>\$ 173,714</u>	<u>\$ 53,776,631</u>

LAKE COUNTY, OHIO

COMBINING STATEMENT OF REVENUES, EXPENDITURES AND CHANGES IN FUND BALANCES NONMAJOR SPECIAL REVENUE FUNDS

FOR THE YEAR ENDED DECEMBER 31, 2006

	PUBLIC ASSISTANCE	WORKFORCE INVESTMENT ACT	CHILDRENS SERVICES	CHILD SUPPORT ENFORCEMENT
REVENUES:				
Property taxes	\$	\$	\$ 3,334,063	\$
Other taxes			4,881	
Fees and charges for services			1,413,470	
Licenses and permits				
Fines and forfeitures				
Intergovernmental	12,178,004	1,222,735	2,143,444	2,761,521
Special assessments				
Investment earnings				
Miscellaneous	682,647	5,632	10,675	616,659
TOTAL REVENUES	12,860,651	1,228,367	6,906,533	3,378,180
EXPENDITURES:				
CURRENT:				
General government				
Judicial and public safety				
Public works				
Human services	16,323,454	1,122,095	4,743,279	3,222,627
Health				
Community and economic development				
Debt Service:				
Principal retirement				
Interest and fiscal charges				
TOTAL EXPENDITURES	16,323,454	1,122,095	4,743,279	3,222,627
EXCESS (DEFICIENCY) OF REVENUES OVER EXPENDITURES	(3,462,803)	106,272	2,163,254	155,553
OTHER FINANCING SOURCES (USES):				
Sale of capital assets	224			
Inception of capital lease				
Transfers - in	3,714,764	1,101		566,851
Transfers - out	(1,101)	(417,910)	(2,260,000)	(490,959)
TOTAL OTHER FINANCING SOURCES (USES)	3,713,887	(416,809)	(2,260,000)	75,892
NET CHANGE IN FUND BALANCES	251,084	(310,537)	(96,746)	231,445
FUND BALANCE (DEFICIT) AT BEGINNING OF YEAR	105,932	2,272,338	\$ 9,629,174	\$ 236,353
INCREASE (DECREASE) IN RESERVE FOR INVENTORY				
FUND BALANCE (DEFICIT) AT END OF YEAR	\$ 357,016	\$ 1,961,801	\$ 9,532,428	\$ 467,798

(Continued)

YOUTH SERVICES GRANT	FELONY DELINQUENT CARE AND CUSTODY	SENIOR CITIZENS SERVICES	AUTO LICENSE AND GASOLINE TAX	MUNICIPAL STREET IMPROVEMENT AND CONSTRUCTION	ADDITIONAL MOTOR VEHICLE TAX	STURBRIDGE DITCH
\$	\$	\$ 1,557,146 2,260	\$	\$	\$	\$
361,184	924,215	290,669	228,733 6,466,360	817,024	1,844,893	
5	1,073		76,245 361,120	52,319 512,752	134,236 64,193	
361,189	925,288	1,850,075	7,132,458	1,382,095	2,043,322	0
296,854	730,137	1,846,555	6,710,317	1,555,709	1,629,186	2,900
			1,371			
296,854	730,137	1,846,555	6,711,688	1,555,709	1,629,186	2,900
64,335	195,151	3,520	420,770	(173,614)	414,136	(2,900)
			100,147		(1,326,063)	
0	0	0	100,147	0	(1,326,063)	0
64,335	195,151	3,520	520,917	(173,614)	(911,927)	(2,900)
\$ 458,970	\$ 1,268,358	\$ 0	\$ 2,205,530	\$ 1,185,204	\$ 4,010,213	\$ 4,907
			144,471			
<u>\$ 523,305</u>	<u>\$ 1,463,509</u>	<u>\$ 3,520</u>	<u>\$ 2,870,918</u>	<u>\$ 1,011,590</u>	<u>\$ 3,098,286</u>	<u>\$ 2,007</u>

LAKE COUNTY, OHIO

COMBINING STATEMENT OF REVENUES, EXPENDITURES AND CHANGES IN FUND BALANCES NONMAJOR SPECIAL REVENUE FUNDS (CONTINUED)

FOR THE YEAR ENDED DECEMBER 31, 2006

	ENGINEER'S STORM WATER MAINTENANCE	DOG AND KENNEL	MARRIAGE LICENSE	INDIGENT DRIVER DRUG TREATMENT
REVENUES:				
Property taxes	\$	\$	\$	\$
Other taxes				
Fees and charges for services		28,527	22,547	
Licenses and permits		486,915	26,243	
Fines and forfeitures		11,553		
Intergovernmental	2,889			225
Special assessments	1,998,967			
Investment earnings	6,529			
Miscellaneous	83,862	323		
TOTAL REVENUES	2,092,247	527,318	48,790	225
EXPENDITURES:				
CURRENT:				
General government				
Judicial and public safety				
Public works	2,089,014			
Human services				
Health		416,622	48,461	
Community and economic development				
Debt Service:				
Principal retirement				
Interest and fiscal charges				
TOTAL EXPENDITURES	2,089,014	416,622	48,461	0
EXCESS (DEFICIENCY) OF REVENUES OVER EXPENDITURES	3,233	110,696	329	225
OTHER FINANCING SOURCES (USES):				
Sale of capital assets		1,600		
Inception of capital lease				
Transfers - in				
Transfers - out	(98,206)	(110,959)		
TOTAL OTHER FINANCING SOURCES (USES)	(98,206)	(109,359)	0	0
NET CHANGE IN FUND BALANCES	(94,973)	1,337	329	225
FUND BALANCE (DEFICIT) AT BEGINNING OF YEAR	\$ 2,221,946	\$ 86,910	\$ 2,655	\$ 3,351
INCREASE (DECREASE) IN RESERVE FOR INVENTORY				
FUND BALANCE (DEFICIT) AT END OF YEAR	\$ <u>2,126,973</u>	\$ <u>88,247</u>	\$ <u>2,984</u>	\$ <u>3,576</u>

(Continued)

NARCOTICS AGENCY	PHARMACY DIVERSION GRANT	FORENSIC CRIME LABORATORY	EMERGENCY MANAGEMENT AGENCY	EMERGENCY RESPONSE EQUIPMENT	HOMELAND SECURITY	FEMA FLOOD REIMBURSE- MENTS
\$ 1,201,492 1,741	\$	\$ 1,433,915 2,095	\$	\$	\$	\$
9,982 248,221	79,208	311,938	84,064		277,282	855,143
<u>79,963</u>		<u>104,263</u>	<u>25,103</u>	<u>2,450</u>		
1,541,399	79,208	1,852,211	109,167	2,450	277,282	855,143
1,392,241	74,140	1,288,879	352,390	8,427	870,371	728,100
<u>1,392,241</u>	<u>74,140</u>	<u>1,288,879</u>	<u>352,390</u>	<u>8,427</u>	<u>870,371</u>	<u>728,100</u>
149,158	5,068	563,332	(243,223)	(5,977)	(593,089)	127,043
		(118,020)	270,000			
<u>0</u>	<u>0</u>	<u>(118,020)</u>	<u>270,000</u>	<u>0</u>	<u>0</u>	<u>0</u>
149,158	5,068	445,312	26,777	(5,977)	(593,089)	127,043
\$ 2,233,061	\$ 18,306	\$ 3,508,570	\$ 185,631	\$ 17,616	\$ 809,991	\$ 0
<u>\$ 2,382,219</u>	<u>\$ 23,374</u>	<u>\$ 3,953,882</u>	<u>\$ 212,408</u>	<u>\$ 11,639</u>	<u>\$ 216,902</u>	<u>\$ 127,043</u>

LAKE COUNTY, OHIO

COMBINING STATEMENT OF REVENUES, EXPENDITURES AND CHANGES IN FUND BALANCES NONMAJOR SPECIAL REVENUE FUNDS (CONTINUED)

FOR THE YEAR ENDED DECEMBER 31, 2006

	PROSECUTOR'S 4-D	PROSECUTOR'S DELINQUENT TAX	PROSECUTOR'S VICTIM/ WITNESS ASSISTANCE	SHERIFF'S MARINE PATROL
REVENUES:				
Property taxes	\$	\$	\$	\$
Other taxes				
Fees and charges for services	650,292	413,588		
Licenses and permits				
Fines and forfeitures				
Intergovernmental			278,801	26,119
Special assessments				
Investment earnings				
Miscellaneous			22,507	
TOTAL REVENUES	650,292	413,588	301,308	26,119
EXPENDITURES:				
CURRENT:				
General government				
Judicial and public safety	651,325	185,265	368,289	37,877
Public works				
Human services				
Health				
Community and economic development				
Debt Service:				
Principal retirement				
Interest and fiscal charges				
TOTAL EXPENDITURES	651,325	185,265	368,289	37,877
EXCESS (DEFICIENCY) OF REVENUES OVER EXPENDITURES	(1,033)	228,323	(66,981)	(11,758)
OTHER FINANCING SOURCES (USES):				
Sale of capital assets				
Inception of capital lease				
Transfers - in			61,295	25,000
Transfers - out				
TOTAL OTHER FINANCING SOURCES (USES)	0	0	61,295	25,000
NET CHANGE IN FUND BALANCES	(1,033)	228,323	(5,686)	13,242
FUND BALANCE (DEFICIT) AT BEGINNING OF YEAR	\$ 99,827	\$ 1,302,324	\$ 322,722	\$ 87,148
INCREASE (DECREASE) IN RESERVE FOR INVENTORY				
FUND BALANCE (DEFICIT) AT END OF YEAR	\$ 98,794	\$ 1,530,647	\$ 317,036	\$ 100,390

(Continued)

INDIGENT GUARDIANSHIP	PILOT PROBATION GRANT	800 MHZ COMMUNICATIONS SYSTEM	450 MHZ PAGING SYSTEM	EMERGENCY PLANNING	DOMESTIC RELATIONS COURT 4-D	DOMESTIC RELATIONS COURT COMPUTERIZATION
\$ 23,154		\$ 348,245			\$ 291,614	
	\$ 394,162		\$ 27,600	\$ 33,347		\$ 20,207
<u>23,154</u>	<u>394,162</u>	<u>348,245</u>	<u>27,600</u>	<u>33,347</u>	<u>291,614</u>	<u>20,207</u>
37,995	386,819	403,565	7,000	19,356	293,484	10,000
<u>37,995</u>	<u>386,819</u>	<u>403,565</u>	<u>7,000</u>	<u>19,356</u>	<u>293,484</u>	<u>10,000</u>
(14,841)	7,343	(55,320)	20,600	13,991	(1,870)	10,207
<u>0</u>	<u>0</u>	<u>0</u>	<u>0</u>	<u>0</u>	<u>0</u>	<u>0</u>
(14,841)	7,343	(55,320)	20,600	13,991	(1,870)	10,207
\$ 23,139	\$ 267,159	\$ 113,007	\$ 76,349	\$ 86,132	\$ 33,281	\$ 11,046
<u>\$ 8,298</u>	<u>\$ 274,502</u>	<u>\$ 57,687</u>	<u>\$ 96,949</u>	<u>\$ 100,123</u>	<u>\$ 31,411</u>	<u>\$ 21,253</u>

LAKE COUNTY, OHIO

COMBINING STATEMENT OF REVENUES, EXPENDITURES AND CHANGES IN FUND BALANCES NONMAJOR SPECIAL REVENUE FUNDS (CONTINUED)

FOR THE YEAR ENDED DECEMBER 31, 2006

	BEYOND THE MIDDLE PROGRAM	JUVENILE COURT LEGAL RESEARCH	JUVENILE COURT COMPUTER- IZATION	JUVENILE COURT INCREASED ACCOUNT- ABILITY
REVENUES:				
Property taxes	\$	\$	\$	\$
Other taxes				
Fees and charges for services				
Licenses and permits				
Fines and forfeitures	13,357	5,619	38,643	
Intergovernmental				18,277
Special assessments				
Investment earnings				
Miscellaneous				
TOTAL REVENUES	13,357	5,619	38,643	18,277
EXPENDITURES:				
CURRENT:				
General government				
Judicial and public safety	15,007		295,899	23,028
Public works				
Human services				
Health				
Community and economic development				
Debt Service:				
Principal retirement				
Interest and fiscal charges				
TOTAL EXPENDITURES	15,007	0	295,899	23,028
EXCESS (DEFICIENCY) OF REVENUES OVER EXPENDITURES	(1,650)	5,619	(257,256)	(4,751)
OTHER FINANCING SOURCES (USES):				
Sale of capital assets				
Inception of capital lease				
Transfers - in			85,000	2,025
Transfers - out		(85,000)		
TOTAL OTHER FINANCING SOURCES (USES)	0	(85,000)	85,000	2,025
NET CHANGE IN FUND BALANCES	(1,650)	(79,381)	(172,256)	(2,726)
FUND BALANCE (DEFICIT) AT BEGINNING OF YEAR	\$ 100,269	\$ 90,712	\$ 176,433	\$ 2,726
INCREASE (DECREASE) IN RESERVE FOR INVENTORY				
FUND BALANCE (DEFICIT) AT END OF YEAR	\$ 98,619	\$ 11,331	\$ 4,177	\$ 0

(Continued)

JUVENILE COURT IV-D	CERTIFICATE OF TITLE ADMINISTRATION	CLERK OF COURTS COMPUTERIZATION	BUFFER ZONE PROTECTION	SHERIFF'S DRUG / ALCOHOL TREATMENT PROGRAM	CONCEALED HANDGUN LICENSES	COMMON PLEAS COURT COMPUTERIZATION
\$ 194,548	\$ 873,034					
		66,426	73,351	138,938	57,918	8,378
		33,633				
<u>194,548</u>	<u>873,034</u>	<u>100,059</u>	<u>73,351</u>	<u>138,938</u>	<u>57,918</u>	<u>8,378</u>
199,210	1,029,530	73,184	48,501	149,574	60,290	145
<u>199,210</u>	<u>1,029,530</u>	<u>73,184</u>	<u>48,501</u>	<u>149,574</u>	<u>60,290</u>	<u>145</u>
(4,662)	(156,496)	26,875	24,850	(10,636)	(2,372)	8,233
<u>0</u>	<u>0</u>	<u>0</u>	<u>0</u>	<u>0</u>	<u>0</u>	<u>0</u>
(4,662)	(156,496)	26,875	24,850	(10,636)	(2,372)	8,233
\$ 43,898	\$ 341,875	\$ 176,066	\$ 0	\$ 99,378	\$ 37,066	\$ 24,802
<u>\$ 39,236</u>	<u>\$ 185,379</u>	<u>\$ 202,941</u>	<u>\$ 24,850</u>	<u>\$ 88,742</u>	<u>\$ 34,694</u>	<u>\$ 33,035</u>

LAKE COUNTY, OHIO

COMBINING STATEMENT OF REVENUES, EXPENDITURES AND CHANGES IN FUND BALANCES NONMAJOR SPECIAL REVENUE FUNDS (CONTINUED)

FOR THE YEAR ENDED DECEMBER 31, 2006

	COMMON PLEAS COURT DRUG/ ALCOHOL TREATMENT	COMMON PLEAS COURT PROJECT #1	COMMON PLEAS COURT PROJECT #2	PROBATE COURT COMPUTER- IZATION
REVENUES:				
Property taxes	\$	\$	\$	\$
Other taxes				
Fees and charges for services				
Licenses and permits				
Fines and forfeitures	2,005	325,194	144,430	74,425
Intergovernmental				
Special assessments				
Investment earnings				
Miscellaneous				
TOTAL REVENUES	2,005	325,194	144,430	74,425
EXPENDITURES:				
CURRENT:				
General government				
Judicial and public safety		181,425	50,919	118,297
Public works				
Human services				
Health				
Community and economic development				
Debt Service:				
Principal retirement				
Interest and fiscal charges				
TOTAL EXPENDITURES	0	181,425	50,919	118,297
EXCESS (DEFICIENCY) OF REVENUES OVER EXPENDITURES	2,005	143,769	93,511	(43,872)
OTHER FINANCING SOURCES (USES):				
Sale of capital assets				
Inception of capital lease				
Transfers - in				
Transfers - out				
TOTAL OTHER FINANCING SOURCES (USES)	0	0	0	0
NET CHANGE IN FUND BALANCES	2,005	143,769	93,511	(43,872)
FUND BALANCE (DEFICIT) AT BEGINNING OF YEAR	\$ 4,720	\$ 257,894	\$ 256,004	\$ 349,719
INCREASE (DECREASE) IN RESERVE FOR INVENTORY				
FUND BALANCE (DEFICIT) AT END OF YEAR	\$ <u>6,725</u>	\$ <u>401,663</u>	\$ <u>349,515</u>	\$ <u>305,847</u>

(Continued)

PROBATION SUPERVISION FEES	JAIL REDUCTION GRANT	PROBATE COURT CONDUCT OF BUSINESS	PROBATE COURT MEDIATION	TELE- COMMUNI- CATIONS	WIRELESS GOVERN- MENT ACCESS	REAL ESTATE ASSESSMENT
\$	\$	\$	\$	\$	\$	\$
36,800		1,342	13,288	1,127,301	535,682	2,076,801
	60,450			1,044		
				3,413		
36,800	60,450	1,342	13,288	1,131,758	535,682	2,076,801
15,866	165,246	725		1,128,601	148,813	1,597,116
15,866	165,246	725	0	1,128,601	148,813	1,597,116
20,934	(104,796)	617	13,288	3,157	386,869	479,685
				13		(100,000)
0	0	0	0	13	0	(100,000)
20,934	(104,796)	617	13,288	3,170	386,869	379,685
\$ 61,280	\$ 197,509	\$ 8,064	\$ 15,275	\$ 59,397	\$ 0	\$ 752,725
<u>\$ 82,214</u>	<u>\$ 92,713</u>	<u>\$ 8,681</u>	<u>\$ 28,563</u>	<u>\$ 62,567</u>	<u>\$ 386,869</u>	<u>\$ 1,132,410</u>

LAKE COUNTY, OHIO

COMBINING STATEMENT OF REVENUES, EXPENDITURES AND CHANGES IN FUND BALANCES NONMAJOR SPECIAL REVENUE FUNDS (CONTINUED)

FOR THE YEAR ENDED DECEMBER 31, 2006

	TREASURER'S DELINQUENT TAX	COUNTY RECORDER'S EQUIPMENT	HOTEL / MOTEL	GEOGRAPHIC INFORMATION SYSTEM
REVENUES:				
Property taxes	\$	\$	\$	\$
Other taxes			830,471	
Fees and charges for services	413,088	207,279		2,619
Licenses and permits			2,666	
Fines and forfeitures				
Intergovernmental				
Special assessments				
Investment earnings				
Miscellaneous				
TOTAL REVENUES	413,088	207,279	833,137	2,619
EXPENDITURES:				
CURRENT:				
General government	278,481	18,624	828,346	341,454
Judicial and public safety				
Public works				
Human services				
Health				
Community and economic development				
Debt Service:				
Principal retirement				
Interest and fiscal charges				
TOTAL EXPENDITURES	278,481	18,624	828,346	341,454
EXCESS (DEFICIENCY) OF REVENUES OVER EXPENDITURES	134,607	188,655	4,791	(338,835)
OTHER FINANCING SOURCES (USES):				
Sale of capital assets				
Inception of capital lease				
Transfers - in				300,000
Transfers - out				
TOTAL OTHER FINANCING SOURCES (USES)	0	0	0	300,000
NET CHANGE IN FUND BALANCES	134,607	188,655	4,791	(38,835)
FUND BALANCE (DEFICIT) AT BEGINNING OF YEAR	\$ 736,736	\$ 316,051	\$ 129,424	\$ 117,969
INCREASE (DECREASE) IN RESERVE FOR INVENTORY				
FUND BALANCE (DEFICIT) AT END OF YEAR	\$ <u>871,343</u>	\$ <u>504,706</u>	\$ <u>134,215</u>	\$ <u>79,134</u>

BOARD OF ELECTIONS VOTER EDUC. & POLLWORKER TRAINING	HOME PROGRAM	COASTAL FEASIBILITY STUDY	CLEAN OHIO GRANT	COMMUNITY DEVELOPMENT BLOCK GRANT	TOTALS
\$	\$	\$	\$	\$	\$ 7,526,616
					841,448
					8,673,219
					571,076
					951,618
	727,051		1,024,226	1,259,271	34,931,656
					1,998,967
					269,329
	<u>15,861</u>	<u>7,750</u>		<u>14,111</u>	<u>2,647,995</u>
0	742,912	7,750	1,024,226	1,273,382	58,411,924
46,281					4,387,716
					9,542,369
					11,987,126
					28,285,001
					465,083
	731,309	20,709	1,024,226	1,268,664	3,044,908
					0
					<u>1,371</u>
<u>46,281</u>	<u>731,309</u>	<u>20,709</u>	<u>1,024,226</u>	<u>1,268,664</u>	<u>57,713,574</u>
(46,281)	11,603	(12,959)	0	4,718	698,350
					1,837
					100,147
		11,398			5,037,434
					<u>(5,008,218)</u>
<u>0</u>	<u>0</u>	<u>11,398</u>	<u>0</u>	<u>0</u>	<u>131,200</u>
(46,281)	11,603	(1,561)	0	4,718	829,550
\$ 46,281	\$ 126,538	\$ 2,602	\$ 0	\$ 71,577	37,490,140
					<u>144,471</u>
<u>\$ 0</u>	<u>\$ 138,141</u>	<u>\$ 1,041</u>	<u>\$ 0</u>	<u>\$ 76,295</u>	<u>\$ 38,464,161</u>

LAKE COUNTY, OHIO

SCHEDULE OF REVENUES, EXPENDITURES AND CHANGES IN FUND BALANCES - BUDGET AND ACTUAL OTHER SPECIAL REVENUE FUNDS

(NON-GAAP BUDGETARY BASIS)

FOR THE YEAR ENDED DECEMBER 31, 2006

BOARD OF MENTAL RETARDATION AND DEVELOPMENTAL DISABILITIES (MR & DD BOARD)	BUDGETED AMOUNTS		ACTUAL AMOUNTS	VARIANCE WITH FINAL BUDGET POSITIVE (NEGATIVE)
	ORIGINAL	FINAL		
REVENUES:				
Property taxes	\$ 19,584,823	\$ 19,584,823	\$ 20,641,477	\$ 1,056,654
Other taxes	30,123	30,123	30,123	0
Intergovernmental	15,855,112	15,855,112	25,251,606	9,396,494
Miscellaneous	1,121,055	1,121,055	2,224,672	1,103,617
TOTAL REVENUES	36,591,113	36,591,113	48,147,878	11,556,765
EXPENDITURES:				
CURRENT:				
HUMAN SERVICES				
Personal services	24,776,377	24,646,377	24,354,723	291,654
Materials and supplies	910,175	1,040,175	944,601	95,574
Contractual services	4,563,974	4,893,974	4,411,333	482,641
Operating expenditures	454,642	512,642	467,795	44,847
Other expenditures	684,929	704,929	645,244	59,685
Fringe benefits and insurance	7,122,785	9,899,707	9,545,889	353,818
Capital outlay	49,410	99,410	93,318	6,092
TOTAL EXPENDITURES	38,562,292	41,797,214	40,462,903	1,334,311
EXCESS (DEFICIENCY) OF REVENUES OVER EXPENDITURES	(1,971,179)	(5,206,101)	7,684,975	12,891,076
OTHER FINANCING SOURCES (USES):				
Transfers-out	(625,313)	(6,562,824)	(6,562,824)	0
TOTAL OTHER FINANCING SOURCES (USES)	(625,313)	(6,562,824)	(6,562,824)	0
EXCESS (DEFICIENCY) OF REVENUES AND OTHER FINANCING SOURCES OVER EXPENDITURES AND OTHER USES	(2,596,492)	(11,768,925)	1,122,151	12,891,076
FUND BALANCE (DEFICIT) AT BEGINNING OF YEAR	17,855,159	17,855,159	17,855,159	0
Unexpended Prior Year Encumbrances	72,648	72,648	72,648	0
FUND BALANCE (DEFICIT) AT END OF YEAR	\$ 15,331,315	\$ 6,158,882	\$ 19,049,958	\$ 12,891,076

LAKE COUNTY, OHIO

SCHEDULE OF REVENUES, EXPENDITURES AND CHANGES IN FUND BALANCES - BUDGET AND ACTUAL OTHER SPECIAL REVENUE FUNDS

(NON-GAAP BUDGETARY BASIS)

FOR THE YEAR ENDED DECEMBER 31, 2006

PUBLIC ASSISTANCE	BUDGETED AMOUNTS		ACTUAL AMOUNTS	VARIANCE WITH FINAL BUDGET POSITIVE (NEGATIVE)
	ORIGINAL	FINAL		
REVENUES:				
Intergovernmental	\$ 11,976,111	\$ 11,976,111	\$ 11,872,783	\$ (103,328)
Miscellaneous	983,362	926,899	676,314	(250,585)
TOTAL REVENUES	<u>12,959,473</u>	<u>12,903,010</u>	<u>12,549,097</u>	<u>(353,913)</u>
EXPENDITURES:				
CURRENT:				
HUMAN SERVICES				
Personal services	5,905,177	5,805,177	5,654,641	150,536
Materials and supplies	79,546	79,546	79,033	513
Contractual services	5,353,924	5,428,924	5,398,312	30,612
Operating expenditures	1,161,023	1,349,206	1,289,723	59,483
Other expenditures	1,867,011	1,743,011	1,722,440	20,571
Fringe benefits and insurance	2,176,302	1,967,119	1,929,561	37,558
Capital outlay	26,195	6,195	1,518	4,677
TOTAL EXPENDITURES	<u>16,569,178</u>	<u>16,379,178</u>	<u>16,075,228</u>	<u>303,950</u>
EXCESS (DEFICIENCY) OF REVENUES OVER EXPENDITURES	(3,609,705)	(3,476,168)	(3,526,131)	(49,963)
OTHER FINANCING SOURCES (USES):				
Transfers-in	3,658,301	3,714,764	3,714,764	0
Transfers-out	(103,596)	(1,101)	(1,101)	0
TOTAL OTHER FINANCING SOURCES (USES)	<u>3,554,705</u>	<u>3,713,663</u>	<u>3,713,663</u>	<u>0</u>
EXCESS (DEFICIENCY) OF REVENUES AND OTHER FINANCING SOURCES OVER EXPENDITURES AND OTHER USES	(55,000)	237,495	187,532	(49,963)
FUND BALANCE (DEFICIT) AT BEGINNING OF YEAR	<u>231,278</u>	<u>231,278</u>	<u>231,278</u>	<u>0</u>
FUND BALANCE (DEFICIT) AT END OF YEAR	<u>\$ 176,278</u>	<u>\$ 468,773</u>	<u>\$ 418,810</u>	<u>\$ (49,963)</u>

LAKE COUNTY, OHIO

SCHEDULE OF REVENUES, EXPENDITURES AND CHANGES IN FUND BALANCES - BUDGET AND ACTUAL OTHER SPECIAL REVENUE FUNDS

(NON-GAAP BUDGETARY BASIS)

FOR THE YEAR ENDED DECEMBER 31, 2006

WORKFORCE INVESTMENT ACT	BUDGETED AMOUNTS		ACTUAL AMOUNTS	VARIANCE WITH FINAL BUDGET POSITIVE (NEGATIVE)
	ORIGINAL	FINAL		
REVENUES:				
Intergovernmental	\$ 1,440,000	\$ 1,440,000	\$ 1,603,221	\$ 163,221
Miscellaneous	0	5,500	5,632	132
TOTAL REVENUES	<u>1,440,000</u>	<u>1,445,500</u>	<u>1,608,853</u>	<u>163,353</u>
EXPENDITURES:				
CURRENT:				
HUMAN SERVICES				
Contractual services	1,075,000	1,075,000	1,070,201	4,799
Other expenditures	5,000	31,000	5,026	25,974
TOTAL EXPENDITURES	<u>1,080,000</u>	<u>1,106,000</u>	<u>1,075,227</u>	<u>30,773</u>
EXCESS (DEFICIENCY) OF REVENUES OVER EXPENDITURES	360,000	339,500	533,626	194,126
OTHER FINANCING SOURCES (USES):				
Transfers-in	0	1,100	1,101	1
Transfers-out	(360,000)	(418,000)	(417,910)	90
TOTAL OTHER FINANCING SOURCES (USES)	<u>(360,000)</u>	<u>(416,900)</u>	<u>(416,809)</u>	<u>91</u>
EXCESS (DEFICIENCY) OF REVENUES AND OTHER FINANCING SOURCES OVER EXPENDITURES AND OTHER USES	0	(77,400)	116,817	194,217
FUND BALANCE (DEFICIT) AT BEGINNING OF YEAR	<u>132,240</u>	<u>132,240</u>	<u>132,240</u>	<u>0</u>
FUND BALANCE (DEFICIT) AT END OF YEAR	<u>\$ 132,240</u>	<u>\$ 54,840</u>	<u>\$ 249,057</u>	<u>\$ 194,217</u>

LAKE COUNTY, OHIO

SCHEDULE OF REVENUES, EXPENDITURES AND CHANGES IN FUND BALANCES - BUDGET AND ACTUAL OTHER SPECIAL REVENUE FUNDS

(NON-GAAP BUDGETARY BASIS)

FOR THE YEAR ENDED DECEMBER 31, 2006

CHILDRENS SERVICES	BUDGETED AMOUNTS		ACTUAL AMOUNTS	VARIANCE WITH FINAL BUDGET POSITIVE (NEGATIVE)
	ORIGINAL	FINAL		
REVENUES:				
Property taxes	\$ 3,162,270	\$ 3,162,270	\$ 3,325,850	\$ 163,580
Other taxes	4,881	4,881	4,881	0
Fees and charges for services	1,500,000	1,500,000	1,411,404	(88,596)
Intergovernmental	2,237,940	2,237,940	2,615,644	377,704
Miscellaneous	0	0	9,767	9,767
TOTAL REVENUES	6,905,091	6,905,091	7,367,546	462,455
EXPENDITURES:				
CURRENT:				
HUMAN SERVICES				
Personal services	764,261	764,261	724,504	39,757
Materials and supplies	55,000	48,000	39,742	8,258
Contractual services	655,500	706,500	621,378	85,122
Operating expenditures	3,004,500	2,989,500	2,857,205	132,295
Other expenditures	270,800	245,800	194,576	51,224
Fringe benefits and insurance	264,214	260,730	251,724	9,006
Capital outlay	200,000	50,000	25,657	24,343
TOTAL EXPENDITURES	5,214,275	5,064,791	4,714,786	350,005
EXCESS (DEFICIENCY) OF REVENUES OVER EXPENDITURES	1,690,816	1,840,300	2,652,760	812,460
OTHER FINANCING SOURCES (USES):				
Transfers-out	(2,260,000)	(2,260,000)	(2,260,000)	0
TOTAL OTHER FINANCING SOURCES (USES)	(2,260,000)	(2,260,000)	(2,260,000)	0
EXCESS (DEFICIENCY) OF REVENUES AND OTHER FINANCING SOURCES OVER EXPENDITURES AND OTHER USES	(569,184)	(419,700)	392,760	812,460
FUND BALANCE (DEFICIT) AT BEGINNING OF YEAR	9,248,047	9,248,047	9,248,047	0
FUND BALANCE (DEFICIT) AT END OF YEAR	\$ 8,678,863	\$ 8,828,347	\$ 9,640,807	\$ 812,460

LAKE COUNTY, OHIO

SCHEDULE OF REVENUES, EXPENDITURES AND CHANGES IN FUND BALANCES - BUDGET AND ACTUAL OTHER SPECIAL REVENUE FUNDS

(NON-GAAP BUDGETARY BASIS)

FOR THE YEAR ENDED DECEMBER 31, 2006

CHILD SUPPORT ENFORCEMENT	BUDGETED AMOUNTS		ACTUAL AMOUNTS	VARIANCE WITH FINAL BUDGET POSITIVE (NEGATIVE)
	ORIGINAL	FINAL		
REVENUES:				
Intergovernmental	\$ 2,932,281	\$ 2,690,441	\$ 2,761,521	\$ 71,080
Miscellaneous	605,328	605,328	619,623	14,295
TOTAL REVENUES	<u>3,537,609</u>	<u>3,295,769</u>	<u>3,381,144</u>	<u>85,375</u>
EXPENDITURES:				
CURRENT:				
HUMAN SERVICES				
Personal services	1,241,521	1,236,991	1,183,453	53,538
Contractual services	1,294,330	1,207,130	1,159,438	47,692
Operating expenditures	229,591	231,091	220,996	10,095
Other expenditures	114,000	125,530	123,233	2,297
Fringe benefits and insurance	579,409	570,909	529,004	41,905
TOTAL EXPENDITURES	<u>3,458,851</u>	<u>3,371,651</u>	<u>3,216,124</u>	<u>155,527</u>
EXCESS (DEFICIENCY) OF REVENUES OVER EXPENDITURES	78,758	(75,882)	165,020	240,902
OTHER FINANCING SOURCES (USES):				
Transfers-in	325,011	566,851	566,851	0
Transfers-out	(403,769)	(490,969)	(490,959)	10
TOTAL OTHER FINANCING SOURCES (USES)	<u>(78,758)</u>	<u>75,882</u>	<u>75,892</u>	<u>10</u>
EXCESS (DEFICIENCY) OF REVENUES AND OTHER FINANCING SOURCES OVER EXPENDITURES AND OTHER USES	0	0	240,912	240,912
FUND BALANCE (DEFICIT) AT BEGINNING OF YEAR	<u>361,476</u>	<u>361,476</u>	<u>361,476</u>	<u>0</u>
FUND BALANCE (DEFICIT) AT END OF YEAR	<u>\$ 361,476</u>	<u>\$ 361,476</u>	<u>\$ 602,388</u>	<u>\$ 240,912</u>

LAKE COUNTY, OHIO

SCHEDULE OF REVENUES, EXPENDITURES AND CHANGES IN FUND BALANCES - BUDGET AND ACTUAL OTHER SPECIAL REVENUE FUNDS

(NON-GAAP BUDGETARY BASIS)

FOR THE YEAR ENDED DECEMBER 31, 2006

YOUTH SERVICES GRANT	BUDGETED AMOUNTS		ACTUAL AMOUNTS	VARIANCE WITH FINAL BUDGET POSITIVE (NEGATIVE)
	ORIGINAL	FINAL		
REVENUES:				
Intergovernmental	\$ 361,184	\$ 361,184	\$ 361,184	\$ 0
Miscellaneous	0	0	5	5
TOTAL REVENUES	<u>361,184</u>	<u>361,184</u>	<u>361,189</u>	<u>5</u>
EXPENDITURES:				
CURRENT:				
HUMAN SERVICES				
Personal services	200,000	207,700	204,704	2,996
Materials and supplies	7,675	8,835	4,570	4,265
Contractual services	10,400	20,392	11,021	9,371
Operating expenditures	3,125	2,125	330	1,795
Other expenditures	6,000	6,000	4,105	1,895
Fringe benefits and insurance	58,650	66,483	59,676	6,807
Capital outlay	0	14,579	9,995	4,584
TOTAL EXPENDITURES	<u>285,850</u>	<u>326,114</u>	<u>294,401</u>	<u>31,713</u>
EXCESS (DEFICIENCY) OF REVENUES OVER EXPENDITURES	75,334	35,070	66,788	31,718
EXCESS (DEFICIENCY) OF REVENUES AND OTHER FINANCING SOURCES OVER EXPENDITURES AND OTHER USES	75,334	35,070	66,788	31,718
FUND BALANCE (DEFICIT) AT BEGINNING OF YEAR	<u>469,182</u>	<u>469,182</u>	<u>469,182</u>	<u>0</u>
FUND BALANCE (DEFICIT) AT END OF YEAR	<u>\$ 544,516</u>	<u>\$ 504,252</u>	<u>\$ 535,970</u>	<u>\$ 31,718</u>

LAKE COUNTY, OHIO

SCHEDULE OF REVENUES, EXPENDITURES AND CHANGES IN FUND BALANCES - BUDGET AND ACTUAL OTHER SPECIAL REVENUE FUNDS

(NON-GAAP BUDGETARY BASIS)

FOR THE YEAR ENDED DECEMBER 31, 2006

FELONY DELINQUENT CARE AND CUSTODY	BUDGETED AMOUNTS		ACTUAL AMOUNTS	VARIANCE WITH FINAL BUDGET POSITIVE (NEGATIVE)
	ORIGINAL	FINAL		
REVENUES:				
Intergovernmental	\$ 650,000	\$ 650,000	\$ 834,126	\$ 184,126
Miscellaneous	0	0	1,073	1,073
TOTAL REVENUES	<u>650,000</u>	<u>650,000</u>	<u>835,199</u>	<u>185,199</u>
EXPENDITURES:				
CURRENT:				
HUMAN SERVICES				
Personal services	348,310	352,560	307,177	45,383
Materials and supplies	35,467	89,751	37,161	52,590
Contractual services	103,500	212,140	159,921	52,219
Operating expenditures	44,754	45,454	13,043	32,411
Other expenditures	18,000	18,020	16,308	1,712
Fringe benefits and insurance	123,226	133,161	108,323	24,838
Capital outlay	64,608	77,608	41,412	36,196
TOTAL EXPENDITURES	<u>737,865</u>	<u>928,694</u>	<u>683,345</u>	<u>245,349</u>
EXCESS (DEFICIENCY) OF REVENUES OVER EXPENDITURES	(87,865)	(278,694)	151,854	430,548
EXCESS (DEFICIENCY) OF REVENUES AND OTHER FINANCING SOURCES OVER EXPENDITURES AND OTHER USES	(87,865)	(278,694)	151,854	430,548
FUND BALANCE (DEFICIT) AT BEGINNING OF YEAR	921,943	921,943	921,943	0
Unexpended Prior Year Encumbrances	<u>204</u>	<u>204</u>	<u>204</u>	<u>0</u>
FUND BALANCE (DEFICIT) AT END OF YEAR	<u>\$ 834,282</u>	<u>\$ 643,453</u>	<u>\$ 1,074,001</u>	<u>\$ 430,548</u>

LAKE COUNTY, OHIO

SCHEDULE OF REVENUES, EXPENDITURES AND CHANGES IN FUND BALANCES - BUDGET AND ACTUAL OTHER SPECIAL REVENUE FUNDS

(NON-GAAP BUDGETARY BASIS)

FOR THE YEAR ENDED DECEMBER 31, 2006

SENIOR CITIZENS SERVICES	BUDGETED AMOUNTS		ACTUAL AMOUNTS	VARIANCE WITH FINAL BUDGET POSITIVE (NEGATIVE)
	ORIGINAL	FINAL		
REVENUES:				
Property taxes	\$ 1,478,420	\$ 1,544,011	\$ 1,553,626	\$ 9,615
Other taxes	2,260	2,260	2,260	0
Intergovernmental	345,586	345,586	290,669	(54,917)
TOTAL REVENUES	<u>1,826,266</u>	<u>1,891,857</u>	<u>1,846,555</u>	<u>(45,302)</u>
EXPENDITURES:				
CURRENT:				
HUMAN SERVICES				
Contractual services	1,806,851	1,825,808	1,825,808	0
Operating expenditures	19,415	20,747	20,747	0
TOTAL EXPENDITURES	<u>1,826,266</u>	<u>1,846,555</u>	<u>1,846,555</u>	<u>0</u>
EXCESS (DEFICIENCY) OF REVENUES OVER EXPENDITURES	0	45,302	0	(45,302)
EXCESS (DEFICIENCY) OF REVENUES AND OTHER FINANCING SOURCES OVER EXPENDITURES AND OTHER USES	0	45,302	0	(45,302)
FUND BALANCE (DEFICIT) AT BEGINNING OF YEAR	<u>0</u>	<u>0</u>	<u>0</u>	<u>0</u>
FUND BALANCE (DEFICIT) AT END OF YEAR	<u>\$ 0</u>	<u>\$ 45,302</u>	<u>\$ 0</u>	<u>\$ (45,302)</u>

LAKE COUNTY, OHIO

SCHEDULE OF REVENUES, EXPENDITURES AND CHANGES IN FUND BALANCES - BUDGET AND ACTUAL OTHER SPECIAL REVENUE FUNDS

(NON-GAAP BUDGETARY BASIS)

FOR THE YEAR ENDED DECEMBER 31, 2006

AUTO LICENSE AND GASOLINE TAX	BUDGETED AMOUNTS		ACTUAL AMOUNTS	VARIANCE WITH FINAL BUDGET POSITIVE (NEGATIVE)
	ORIGINAL	FINAL		
REVENUES:				
Fines and forfeitures	\$ 210,000	\$ 210,000	\$ 225,380	\$ 15,380
Intergovernmental	6,712,366	6,367,366	6,455,704	88,338
Investment earnings	7,000	62,000	65,904	3,904
Miscellaneous	47,634	337,634	315,848	(21,786)
TOTAL REVENUES	6,977,000	6,977,000	7,062,836	85,836
EXPENDITURES:				
CURRENT:				
PUBLIC WORKS				
Personal services	3,094,883	3,097,647	2,982,579	115,068
Materials and supplies	627,000	627,000	531,921	95,079
Contractual services	221,000	381,000	366,398	14,602
Operating expenditures	52,000	52,000	38,548	13,452
Other expenditures	717,235	717,690	699,915	17,775
Fringe benefits and insurance	1,092,838	1,121,488	1,094,023	27,465
Capital outlay	1,149,541	1,197,564	1,128,158	69,406
Debt service:				
Interest and fiscal charges	1,371	1,371	1,371	0
TOTAL EXPENDITURES	6,955,868	7,195,760	6,842,913	352,847
EXCESS (DEFICIENCY) OF REVENUES OVER EXPENDITURES	21,132	(218,760)	219,923	438,683
OTHER FINANCING SOURCES (USES):				
Inception of capital lease	100,147	100,147	100,147	0
Sale of fixed assets	5,000	5,000		(5,000)
TOTAL OTHER FINANCING SOURCES (USES)	105,147	105,147	100,147	(5,000)
EXCESS (DEFICIENCY) OF REVENUES AND OTHER FINANCING SOURCES OVER EXPENDITURES AND OTHER USES	126,279	(113,613)	320,070	433,683
FUND BALANCE (DEFICIT) AT BEGINNING OF YEAR	1,388,135	1,388,135	1,388,135	0
Unexpended Prior Year Encumbrances	31,168	31,168	31,168	0
FUND BALANCE (DEFICIT) AT END OF YEAR	\$ 1,545,582	\$ 1,305,690	\$ 1,739,373	\$ 433,683

LAKE COUNTY, OHIO

SCHEDULE OF REVENUES, EXPENDITURES AND CHANGES IN FUND BALANCES - BUDGET AND ACTUAL OTHER SPECIAL REVENUE FUNDS

(NON-GAAP BUDGETARY BASIS)

FOR THE YEAR ENDED DECEMBER 31, 2006

MUNICIPAL STREET IMPROVEMENT AND CONSTRUCTION	BUDGETED AMOUNTS		ACTUAL AMOUNTS	VARIANCE WITH FINAL BUDGET POSITIVE (NEGATIVE)
	ORIGINAL	FINAL		
REVENUES:				
Intergovernmental	\$ 840,000	\$ 840,000	\$ 819,010	\$ (20,990)
Investment earnings	7,000	7,000	49,152	42,152
Miscellaneous	680,000	680,000	753,199	73,199
TOTAL REVENUES	<u>1,527,000</u>	<u>1,527,000</u>	<u>1,621,361</u>	<u>94,361</u>
EXPENDITURES:				
CURRENT:				
PUBLIC WORKS				
Personal services	448,999	450,499	423,878	26,621
Materials and supplies	200	200	177	23
Contractual services	384,400	383,400	331,766	51,634
Other expenditures	1,000	2,243	1,861	382
Fringe benefits and insurance	143,203	143,461	127,793	15,668
Capital outlay	865,600	640,600	588,151	52,449
TOTAL EXPENDITURES	<u>1,843,402</u>	<u>1,620,403</u>	<u>1,473,626</u>	<u>146,777</u>
EXCESS (DEFICIENCY) OF REVENUES OVER EXPENDITURES	(316,402)	(93,403)	147,735	241,138
EXCESS (DEFICIENCY) OF REVENUES AND OTHER FINANCING SOURCES OVER EXPENDITURES AND OTHER USES	(316,402)	(93,403)	147,735	241,138
FUND BALANCE (DEFICIT) AT BEGINNING OF YEAR	845,167	845,167	845,167	0
Unexpended Prior Year Encumbrances	<u>89,262</u>	<u>89,262</u>	<u>89,262</u>	<u>0</u>
FUND BALANCE (DEFICIT) AT END OF YEAR	<u>\$ 618,027</u>	<u>\$ 841,026</u>	<u>\$ 1,082,164</u>	<u>\$ 241,138</u>

LAKE COUNTY, OHIO

SCHEDULE OF REVENUES, EXPENDITURES AND CHANGES IN FUND BALANCES - BUDGET AND ACTUAL OTHER SPECIAL REVENUE FUNDS

(NON-GAAP BUDGETARY BASIS)

FOR THE YEAR ENDED DECEMBER 31, 2006

ADDITIONAL MOTOR VEHICLE TAX	BUDGETED AMOUNTS		ACTUAL AMOUNTS	VARIANCE WITH FINAL BUDGET POSITIVE (NEGATIVE)
	ORIGINAL	FINAL		
REVENUES:				
Intergovernmental	\$ 2,157,250	\$ 2,157,250	\$ 2,149,458	\$ (7,792)
Investment earnings	120,000	120,000	135,075	15,075
Miscellaneous	161,270	161,270	64,193	(97,077)
TOTAL REVENUES	<u>2,438,520</u>	<u>2,438,520</u>	<u>2,348,726</u>	<u>(89,794)</u>
EXPENDITURES:				
CURRENT:				
PUBLIC WORKS				
Personal services	24,721	25,796	25,796	0
Contractual services	300,000	300,000	295,783	4,217
Operating expenditures	3,000	3,000	1,208	1,792
Fringe benefits and insurance	3,882	4,082	4,008	74
Capital outlay	<u>3,373,520</u>	<u>2,147,457</u>	<u>2,081,806</u>	<u>65,651</u>
TOTAL EXPENDITURES	<u>3,705,123</u>	<u>2,480,335</u>	<u>2,408,601</u>	<u>71,734</u>
EXCESS (DEFICIENCY) OF REVENUES OVER EXPENDITURES				
	(1,266,603)	(41,815)	(59,875)	(18,060)
OTHER FINANCING SOURCES (USES):				
Advances-in	110,000	110,000	110,000	0
Transfers-out	<u>(100,000)</u>	<u>(1,326,063)</u>	<u>(1,326,063)</u>	<u>0</u>
TOTAL OTHER FINANCING SOURCES (USES)	<u>10,000</u>	<u>(1,216,063)</u>	<u>(1,216,063)</u>	<u>0</u>
EXCESS (DEFICIENCY) OF REVENUES AND OTHER FINANCING SOURCES OVER EXPENDITURES AND OTHER USES				
	(1,256,603)	(1,257,878)	(1,275,938)	(18,060)
FUND BALANCE (DEFICIT) AT BEGINNING OF YEAR				
	3,147,882	3,147,882	3,147,882	0
Unexpended Prior Year Encumbrances	<u>127,632</u>	<u>127,632</u>	<u>127,632</u>	<u>0</u>
FUND BALANCE (DEFICIT) AT END OF YEAR				
	<u>\$ 2,018,911</u>	<u>\$ 2,017,636</u>	<u>\$ 1,999,576</u>	<u>\$ (18,060)</u>

LAKE COUNTY, OHIO

SCHEDULE OF REVENUES, EXPENDITURES AND CHANGES IN FUND BALANCES - BUDGET AND ACTUAL OTHER SPECIAL REVENUE FUNDS

(NON-GAAP BUDGETARY BASIS)

FOR THE YEAR ENDED DECEMBER 31, 2006

STURBRIDGE DITCH	BUDGETED AMOUNTS		ACTUAL AMOUNTS	VARIANCE WITH FINAL BUDGET POSITIVE (NEGATIVE)
	ORIGINAL	FINAL		
REVENUES:				
TOTAL REVENUES	\$ 0	\$ 0	\$ 0	\$ 0
EXPENDITURES:				
CURRENT:				
PUBLIC WORKS				
Contractual services	0	97	0	97
TOTAL EXPENDITURES	0	97	0	97
EXCESS (DEFICIENCY) OF REVENUES OVER EXPENDITURES	0	(97)	0	97
EXCESS (DEFICIENCY) OF REVENUES AND OTHER FINANCING SOURCES OVER EXPENDITURES AND OTHER USES	0	(97)	0	97
FUND BALANCE (DEFICIT) AT BEGINNING OF YEAR	97	97	97	0
FUND BALANCE (DEFICIT) AT END OF YEAR	\$ 97	\$ 0	\$ 97	\$ 97

LAKE COUNTY, OHIO

SCHEDULE OF REVENUES, EXPENDITURES AND CHANGES IN FUND BALANCES - BUDGET AND ACTUAL OTHER SPECIAL REVENUE FUNDS

(NON-GAAP BUDGETARY BASIS)

FOR THE YEAR ENDED DECEMBER 31, 2006

ENGINEER'S STORM WATER MAINTENANCE	BUDGETED AMOUNTS		ACTUAL AMOUNTS	VARIANCE WITH FINAL BUDGET POSITIVE (NEGATIVE)
	ORIGINAL	FINAL		
REVENUES:				
Fees and charges for services	\$ 65,000	\$ 3,000	\$ 2,889	\$ (111)
Intergovernmental	1,555,000	1,610,611	1,716,797	106,186
Investment earnings	0	6,500	6,529	29
Miscellaneous	100,000	100,000	84,624	(15,376)
TOTAL REVENUES	1,720,000	1,720,111	1,810,839	90,728
EXPENDITURES:				
CURRENT:				
PUBLIC WORKS				
Personal services	189,500	189,500	177,789	11,711
Materials and supplies	22,500	55,000	44,693	10,307
Contractual services	197,075	330,075	238,760	91,315
Operating expenditures	51,085	34,485	24,400	10,085
Other expenditures	94,325	104,525	89,229	15,296
Fringe benefits and insurance	36,882	40,490	32,018	8,472
Capital outlay	509,000	1,493,535	1,475,190	18,345
TOTAL EXPENDITURES	1,100,367	2,247,610	2,082,079	165,531
EXCESS (DEFICIENCY) OF REVENUES OVER EXPENDITURES	619,633	(527,499)	(271,240)	256,259
OTHER FINANCING SOURCES (USES):				
Advances-out	0	(110,000)	(110,000)	0
Transfers-out	(110,000)	(98,206)	(98,206)	0
TOTAL OTHER FINANCING SOURCES (USES)	(110,000)	(208,206)	(208,206)	0
EXCESS (DEFICIENCY) OF REVENUES AND OTHER FINANCING SOURCES OVER EXPENDITURES AND OTHER USES	509,633	(735,705)	(479,446)	256,259
FUND BALANCE (DEFICIT) AT BEGINNING OF YEAR	1,184,844	1,184,844	1,184,844	0
Unexpended Prior Year Encumbrances	151,400	151,400	151,400	0
FUND BALANCE (DEFICIT) AT END OF YEAR	\$ 1,845,877	\$ 600,539	\$ 856,798	\$ 256,259

LAKE COUNTY, OHIO

SCHEDULE OF REVENUES, EXPENDITURES AND CHANGES IN FUND BALANCES - BUDGET AND ACTUAL OTHER SPECIAL REVENUE FUNDS

(NON-GAAP BUDGETARY BASIS)

FOR THE YEAR ENDED DECEMBER 31, 2006

DOG AND KENNEL	BUDGETED AMOUNTS		ACTUAL AMOUNTS	VARIANCE WITH FINAL BUDGET POSITIVE (NEGATIVE)
	ORIGINAL	FINAL		
REVENUES:				
Fees and charges for services	\$ 30,000	\$ 28,400	\$ 28,291	\$ (109)
Licenses and permits	450,000	450,000	485,871	35,871
Fines and forfeitures	9,000	9,000	11,293	2,293
Miscellaneous	0	0	323	323
TOTAL REVENUES	489,000	487,400	525,778	38,378
EXPENDITURES:				
CURRENT:				
HEALTH				
Personal services	212,779	220,441	218,354	2,087
Materials and supplies	30,775	31,313	28,566	2,747
Contractual services	7,700	7,800	6,686	1,114
Operating expenditures	49,109	61,947	51,008	10,939
Other expenditures	875	1,294	897	397
Fringe benefits and insurance	80,533	81,412	80,556	856
Capital outlay	24,004	33,535	33,533	2
TOTAL EXPENDITURES	405,775	437,742	419,600	18,142
EXCESS (DEFICIENCY) OF REVENUES OVER EXPENDITURES	83,225	49,658	106,178	56,520
OTHER FINANCING SOURCES (USES):				
Sale of capital assets	0	1,600	1,600	0
Transfers-out	(75,000)	(110,959)	(110,959)	0
TOTAL OTHER FINANCING SOURCES (USES)	(75,000)	(109,359)	(109,359)	0
EXCESS (DEFICIENCY) OF REVENUES AND OTHER FINANCING SOURCES OVER EXPENDITURES AND OTHER USES	8,225	(59,701)	(3,181)	56,520
FUND BALANCE (DEFICIT) AT BEGINNING OF YEAR	95,342	95,342	95,342	0
Unexpended Prior Year Encumbrances	309	309	309	0
FUND BALANCE (DEFICIT) AT END OF YEAR	\$ 103,876	\$ 35,950	\$ 92,470	\$ 56,520

LAKE COUNTY, OHIO

SCHEDULE OF REVENUES, EXPENDITURES AND CHANGES IN FUND BALANCES - BUDGET AND ACTUAL OTHER SPECIAL REVENUE FUNDS

(NON-GAAP BUDGETARY BASIS)

FOR THE YEAR ENDED DECEMBER 31, 2006

BOARD OF ALCOHOL, DRUG ADDICTION AND MENTAL HEALTH SERVICES (ADAMHS BOARD)	BUDGETED AMOUNTS		ACTUAL AMOUNTS	VARIANCE WITH FINAL BUDGET POSITIVE (NEGATIVE)
	ORIGINAL	FINAL		
REVENUES:				
Property taxes	\$ 7,485,521	\$ 7,485,521	\$ 7,872,448	\$ 386,927
Other taxes	11,458	11,458	11,458	0
Intergovernmental	13,381,858	12,826,267	13,339,399	513,132
Miscellaneous	0	647,515	568,710	(78,805)
TOTAL REVENUES	<u>20,878,837</u>	<u>20,970,761</u>	<u>21,792,015</u>	<u>821,254</u>
EXPENDITURES:				
CURRENT:				
HEALTH				
Personal services	625,000	625,000	496,235	128,765
Materials and supplies	13,450	13,450	6,941	6,509
Contractual services	18,221,294	20,311,294	20,059,451	251,843
Operating expenditures	235,550	267,428	228,303	39,125
Other expenditures	151,878	160,878	156,647	4,231
Fringe benefits and insurance	201,700	206,300	181,876	24,424
Capital outlay	71,550	71,550	38,902	32,648
TOTAL EXPENDITURES	<u>19,520,422</u>	<u>21,655,900</u>	<u>21,168,355</u>	<u>487,545</u>
EXCESS (DEFICIENCY) OF REVENUES OVER EXPENDITURES	1,358,415	(685,139)	623,660	1,308,799
EXCESS (DEFICIENCY) OF REVENUES AND OTHER FINANCING SOURCES OVER EXPENDITURES AND OTHER USES	1,358,415	(685,139)	623,660	1,308,799
FUND BALANCE (DEFICIT) AT BEGINNING OF YEAR	<u>3,590,759</u>	<u>3,590,759</u>	<u>3,590,759</u>	<u>0</u>
FUND BALANCE (DEFICIT) AT END OF YEAR	<u>\$ 4,949,174</u>	<u>\$ 2,905,620</u>	<u>\$ 4,214,419</u>	<u>\$ 1,308,799</u>

LAKE COUNTY, OHIO

SCHEDULE OF REVENUES, EXPENDITURES AND CHANGES IN FUND BALANCES - BUDGET AND ACTUAL OTHER SPECIAL REVENUE FUNDS

(NON-GAAP BUDGETARY BASIS)

FOR THE YEAR ENDED DECEMBER 31, 2006

MARRIAGE LICENSE	BUDGETED AMOUNTS		ACTUAL AMOUNTS	VARIANCE WITH FINAL BUDGET POSITIVE (NEGATIVE)
	ORIGINAL	FINAL		
REVENUES:				
Fees and charges for services	\$ 26,000	\$ 26,000	\$ 22,508	\$ (3,492)
Licenses and permits	26,000	26,000	25,953	(47)
TOTAL REVENUES	<u>52,000</u>	<u>52,000</u>	<u>48,461</u>	<u>(3,539)</u>
EXPENDITURES:				
CURRENT:				
HEALTH				
Operating expenditures	<u>52,000</u>	<u>52,000</u>	<u>49,624</u>	<u>2,376</u>
TOTAL EXPENDITURES	<u>52,000</u>	<u>52,000</u>	<u>49,624</u>	<u>2,376</u>
EXCESS (DEFICIENCY) OF REVENUES OVER EXPENDITURES	0	0	(1,163)	(1,163)
EXCESS (DEFICIENCY) OF REVENUES AND OTHER FINANCING SOURCES OVER EXPENDITURES AND OTHER USES	0	0	(1,163)	(1,163)
FUND BALANCE (DEFICIT) AT BEGINNING OF YEAR	<u>27,513</u>	<u>27,513</u>	<u>27,513</u>	<u>0</u>
FUND BALANCE (DEFICIT) AT END OF YEAR	<u>\$ 27,513</u>	<u>\$ 27,513</u>	<u>\$ 26,350</u>	<u>\$ (1,163)</u>

LAKE COUNTY, OHIO

SCHEDULE OF REVENUES, EXPENDITURES AND CHANGES IN FUND BALANCES - BUDGET AND ACTUAL OTHER SPECIAL REVENUE FUNDS

(NON-GAAP BUDGETARY BASIS)

FOR THE YEAR ENDED DECEMBER 31, 2006

INDIGENT DRIVER DRUG/ ALCOHOL TREATMENT	BUDGETED AMOUNTS		ACTUAL AMOUNTS	VARIANCE WITH FINAL BUDGET POSITIVE (NEGATIVE)
	ORIGINAL	FINAL		
REVENUES:				
Intergovernmental	\$ 499	\$ 499	\$ 225	\$ (274)
TOTAL REVENUES	<u>499</u>	<u>499</u>	<u>225</u>	<u>(274)</u>
EXPENDITURES:				
CURRENT:				
HUMAN SERVICES				0
TOTAL EXPENDITURES	<u>0</u>	<u>0</u>	<u>0</u>	<u>0</u>
EXCESS (DEFICIENCY) OF REVENUES OVER EXPENDITURES	499	499	225	(274)
EXCESS (DEFICIENCY) OF REVENUES AND OTHER FINANCING SOURCES OVER EXPENDITURES AND OTHER USES	499	499	225	(274)
FUND BALANCE (DEFICIT) AT BEGINNING OF YEAR	<u>3,351</u>	<u>3,351</u>	<u>3,351</u>	<u>0</u>
FUND BALANCE (DEFICIT) AT END OF YEAR	<u>\$ 3,850</u>	<u>\$ 3,850</u>	<u>\$ 3,576</u>	<u>\$ (274)</u>

LAKE COUNTY, OHIO

SCHEDULE OF REVENUES, EXPENDITURES AND CHANGES IN FUND BALANCES - BUDGET AND ACTUAL OTHER SPECIAL REVENUE FUNDS

(NON-GAAP BUDGETARY BASIS)

FOR THE YEAR ENDED DECEMBER 31, 2006

NARCOTICS AGENCY	BUDGETED AMOUNTS		ACTUAL AMOUNTS	VARIANCE WITH FINAL BUDGET POSITIVE (NEGATIVE)
	ORIGINAL	FINAL		
REVENUES:				
Property taxes	\$ 1,135,421	\$ 1,135,421	\$ 1,197,972	\$ 62,551
Other taxes	1,741	1,741	1,741	0
Fines and forfeitures	4,000	8,800	8,817	17
Intergovernmental	252,483	256,483	248,221	(8,262)
Miscellaneous	89,500	84,700	84,068	(632)
TOTAL REVENUES	1,483,145	1,487,145	1,540,819	53,674
EXPENDITURES:				
CURRENT:				
JUDICIAL AND PUBLIC SAFETY				
Personal services	842,014	957,600	888,587	69,013
Materials and supplies	71,000	78,000	47,024	30,976
Contractual services	28,000	41,000	30,373	10,627
Operating expenditures	174,500	191,928	146,524	45,404
Other expenditures	10,000	10,237	536	9,701
Fringe benefits and insurance	296,911	291,500	273,037	18,463
Capital outlay	19,000	12,000	6,614	5,386
TOTAL EXPENDITURES	1,441,425	1,582,265	1,392,695	189,570
EXCESS (DEFICIENCY) OF REVENUES OVER EXPENDITURES	41,720	(95,120)	148,124	243,244
OTHER FINANCING SOURCES (USES):				
Sale of capital assets	4,000	0	0	0
TOTAL OTHER FINANCING SOURCES (USES)	4,000	0	0	0
EXCESS (DEFICIENCY) OF REVENUES AND OTHER FINANCING SOURCES OVER EXPENDITURES AND OTHER USES	45,720	(95,120)	148,124	243,244
FUND BALANCE (DEFICIT) AT BEGINNING OF YEAR	2,267,618	2,267,618	2,267,618	0
FUND BALANCE (DEFICIT) AT END OF YEAR	\$ 2,313,338	\$ 2,172,498	\$ 2,415,742	\$ 243,244

LAKE COUNTY, OHIO

SCHEDULE OF REVENUES, EXPENDITURES AND CHANGES IN FUND BALANCES - BUDGET AND ACTUAL OTHER SPECIAL REVENUE FUNDS

(NON-GAAP BUDGETARY BASIS)

FOR THE YEAR ENDED DECEMBER 31, 2006

PHARMACY DIVERSION GRANT	BUDGETED AMOUNTS		ACTUAL AMOUNTS	VARIANCE WITH FINAL BUDGET POSITIVE (NEGATIVE)
	ORIGINAL	FINAL		
REVENUES:				
Intergovernmental	\$ 72,882	\$ 72,882	\$ 71,401	\$ (1,481)
TOTAL REVENUES	<u>72,882</u>	<u>72,882</u>	<u>71,401</u>	<u>(1,481)</u>
EXPENDITURES:				
CURRENT:				
JUDICIAL AND PUBLIC SAFETY				
Personal services	67,346	62,974	62,974	0
Materials and supplies	0	1,659	1,658	1
Capital outlay	<u>5,536</u>	<u>8,249</u>	<u>8,249</u>	<u>0</u>
TOTAL EXPENDITURES	<u>72,882</u>	<u>72,882</u>	<u>72,881</u>	<u>1</u>
EXCESS (DEFICIENCY) OF REVENUES OVER EXPENDITURES	0	0	(1,480)	(1,480)
EXCESS (DEFICIENCY) OF REVENUES AND OTHER FINANCING SOURCES OVER EXPENDITURES AND OTHER USES	0	0	(1,480)	(1,480)
FUND BALANCE (DEFICIT) AT BEGINNING OF YEAR	<u>5,700</u>	<u>5,700</u>	<u>5,700</u>	<u>0</u>
FUND BALANCE (DEFICIT) AT END OF YEAR	<u>\$ 5,700</u>	<u>\$ 5,700</u>	<u>\$ 4,220</u>	<u>\$ (1,480)</u>

LAKE COUNTY, OHIO

SCHEDULE OF REVENUES, EXPENDITURES AND CHANGES IN FUND BALANCES - BUDGET AND ACTUAL OTHER SPECIAL REVENUE FUNDS

(NON-GAAP BUDGETARY BASIS)

FOR THE YEAR ENDED DECEMBER 31, 2006

FORENSIC CRIME LABORATORY	BUDGETED AMOUNTS		ACTUAL AMOUNTS	VARIANCE WITH FINAL BUDGET POSITIVE (NEGATIVE)
	ORIGINAL	FINAL		
REVENUES:				
Property taxes	\$ 1,359,987	\$ 1,359,987	\$ 1,430,395	\$ 70,408
Other taxes	2,095	2,095	2,095	0
Intergovernmental	324,356	324,356	300,939	(23,417)
Miscellaneous	100,000	100,000	100,340	340
TOTAL REVENUES	<u>1,786,438</u>	<u>1,786,438</u>	<u>1,833,769</u>	<u>47,331</u>
EXPENDITURES:				
CURRENT:				
JUDICIAL AND PUBLIC SAFETY				
Personal services	680,000	732,900	684,222	48,678
Materials and supplies	97,000	97,000	56,142	40,858
Contractual services	189,000	189,000	154,351	34,649
Operating expenditures	159,500	161,000	118,816	42,184
Other expenditures	94,000	95,522	13,409	82,113
Fringe benefits and insurance	203,781	207,710	205,965	1,745
Capital outlay	200,000	75,000	56,403	18,597
TOTAL EXPENDITURES	<u>1,623,281</u>	<u>1,558,132</u>	<u>1,289,308</u>	<u>268,824</u>
EXCESS (DEFICIENCY) OF REVENUES OVER EXPENDITURES	163,157	228,306	544,461	316,155
OTHER FINANCING SOURCES (USES):				
Transfers-out	(118,020)	(118,020)	(118,020)	0
TOTAL OTHER FINANCING SOURCES (USES)	<u>(118,020)</u>	<u>(118,020)</u>	<u>(118,020)</u>	<u>0</u>
EXCESS (DEFICIENCY) OF REVENUES AND OTHER FINANCING SOURCES OVER EXPENDITURES AND OTHER USES	45,137	110,286	426,441	316,155
FUND BALANCE (DEFICIT) AT BEGINNING OF YEAR	<u>3,492,899</u>	<u>3,492,899</u>	<u>3,492,899</u>	<u>0</u>
FUND BALANCE (DEFICIT) AT END OF YEAR	<u>\$ 3,538,036</u>	<u>\$ 3,603,185</u>	<u>\$ 3,919,340</u>	<u>\$ 316,155</u>

LAKE COUNTY, OHIO

SCHEDULE OF REVENUES, EXPENDITURES AND CHANGES IN FUND BALANCES - BUDGET AND ACTUAL OTHER SPECIAL REVENUE FUNDS

(NON-GAAP BUDGETARY BASIS)

FOR THE YEAR ENDED DECEMBER 31, 2006

EMERGENCY MANAGEMENT AGENCY	BUDGETED AMOUNTS		ACTUAL AMOUNTS	VARIANCE WITH FINAL BUDGET POSITIVE (NEGATIVE)
	ORIGINAL	FINAL		
REVENUES:				
Intergovernmental	\$ 67,159	\$ 82,607	\$ 84,064	\$ 1,457
Miscellaneous	32,289	19,341	18,555	(786)
TOTAL REVENUES	<u>99,448</u>	<u>101,948</u>	<u>102,619</u>	<u>671</u>
EXPENDITURES:				
CURRENT:				
JUDICIAL AND PUBLIC SAFETY				
Personal services	169,333	172,947	172,939	8
Materials and supplies	5,290	6,790	5,544	1,246
Contractual services	10,000	9,200	7,914	1,286
Operating expenditures	59,283	60,629	56,405	4,224
Other expenditures	26,180	24,672	20,375	4,297
Fringe benefits and insurance	85,168	87,118	82,026	5,092
Capital outlay	1,500	9,032	9,032	0
TOTAL EXPENDITURES	<u>356,754</u>	<u>370,388</u>	<u>354,235</u>	<u>16,153</u>
EXCESS (DEFICIENCY) OF REVENUES OVER EXPENDITURES	(257,306)	(268,440)	(251,616)	16,824
OTHER FINANCING SOURCES (USES):				
Transfers-in	271,815	270,000	270,000	0
TOTAL OTHER FINANCING SOURCES (USES)	<u>271,815</u>	<u>270,000</u>	<u>270,000</u>	<u>0</u>
EXCESS (DEFICIENCY) OF REVENUES AND OTHER FINANCING SOURCES OVER EXPENDITURES AND OTHER USES	14,509	1,560	18,384	16,824
FUND BALANCE (DEFICIT) AT BEGINNING OF YEAR	46,705	46,705	46,705	0
Unexpended Prior Year Encumbrances	<u>113</u>	<u>113</u>	<u>113</u>	<u>0</u>
FUND BALANCE (DEFICIT) AT END OF YEAR	<u>\$ 61,327</u>	<u>\$ 48,378</u>	<u>\$ 65,202</u>	<u>\$ 16,824</u>

LAKE COUNTY, OHIO

SCHEDULE OF REVENUES, EXPENDITURES AND CHANGES IN FUND BALANCES - BUDGET AND ACTUAL OTHER SPECIAL REVENUE FUNDS

(NON-GAAP BUDGETARY BASIS)

FOR THE YEAR ENDED DECEMBER 31, 2006

EMERGENCY RESPONSE EQUIPMENT	BUDGETED AMOUNTS		ACTUAL AMOUNTS	VARIANCE WITH FINAL BUDGET POSITIVE (NEGATIVE)
	ORIGINAL	FINAL		
REVENUES:				
Miscellaneous	\$ 0	\$ 2,450	\$ 2,450	\$ 0
TOTAL REVENUES	0	2,450	2,450	0
EXPENDITURES:				
CURRENT:				
JUDICIAL AND PUBLIC SAFETY				
Materials and supplies	3,500	4,750	2,866	1,884
Other expenditures	500	4,500	4,260	240
Capital outlay	0	2,450	1,301	1,149
TOTAL EXPENDITURES	4,000	11,700	8,427	3,273
EXCESS (DEFICIENCY) OF REVENUES OVER EXPENDITURES	(4,000)	(9,250)	(5,977)	3,273
EXCESS (DEFICIENCY) OF REVENUES AND OTHER FINANCING SOURCES OVER EXPENDITURES AND OTHER USES	(4,000)	(9,250)	(5,977)	3,273
FUND BALANCE (DEFICIT) AT BEGINNING OF YEAR	17,616	17,616	17,616	0
FUND BALANCE (DEFICIT) AT END OF YEAR	\$ 13,616	\$ 8,366	\$ 11,639	\$ 3,273

LAKE COUNTY, OHIO

SCHEDULE OF REVENUES, EXPENDITURES AND CHANGES IN FUND BALANCES - BUDGET AND ACTUAL OTHER SPECIAL REVENUE FUNDS

(NON-GAAP BUDGETARY BASIS)

FOR THE YEAR ENDED DECEMBER 31, 2006

HOMELAND SECURITY	BUDGETED AMOUNTS		ACTUAL AMOUNTS	VARIANCE WITH FINAL BUDGET POSITIVE (NEGATIVE)
	ORIGINAL	FINAL		
REVENUES:				
Intergovernmental	\$ 594,607	\$ 881,607	\$ 612,048	\$ (269,559)
TOTAL REVENUES	<u>594,607</u>	<u>881,607</u>	<u>612,048</u>	<u>(269,559)</u>
EXPENDITURES:				
CURRENT:				
JUDICIAL AND PUBLIC SAFETY				
Materials and supplies	15,000	700	668	32
Contractual services	61,402	38,002	37,819	183
Other expenditures		150	150	0
Capital outlay	<u>456,665</u>	<u>573,465</u>	<u>573,402</u>	<u>63</u>
TOTAL EXPENDITURES	<u>533,067</u>	<u>612,317</u>	<u>612,039</u>	<u>278</u>
EXCESS (DEFICIENCY) OF REVENUES OVER EXPENDITURES	61,540	269,290	9	(269,281)
EXCESS (DEFICIENCY) OF REVENUES AND OTHER FINANCING SOURCES OVER EXPENDITURES AND OTHER USES	61,540	269,290	9	(269,281)
FUND BALANCE (DEFICIT) AT BEGINNING OF YEAR	<u>606</u>	<u>606</u>	<u>606</u>	<u>0</u>
FUND BALANCE (DEFICIT) AT END OF YEAR	<u>\$ 62,146</u>	<u>\$ 269,896</u>	<u>\$ 615</u>	<u>\$ (269,281)</u>

LAKE COUNTY, OHIO

SCHEDULE OF REVENUES, EXPENDITURES AND CHANGES IN FUND BALANCES - BUDGET AND ACTUAL OTHER SPECIAL REVENUE FUNDS

(NON-GAAP BUDGETARY BASIS)

FOR THE YEAR ENDED DECEMBER 31, 2006

FEMA FLOOD REIMBURSEMENTS	BUDGETED AMOUNTS		ACTUAL AMOUNTS	VARIANCE WITH FINAL BUDGET POSITIVE (NEGATIVE)
	ORIGINAL	FINAL		
REVENUES:				
Intergovernmental	\$ 508,980	\$ 769,980	\$ 770,761	\$ 781
TOTAL REVENUES	<u>508,980</u>	<u>769,980</u>	<u>770,761</u>	<u>781</u>
EXPENDITURES:				
CURRENT:				
JUDICIAL AND PUBLIC SAFETY				
Other expenditures	<u>508,980</u>	<u>728,101</u>	<u>691,931</u>	<u>36,170</u>
TOTAL EXPENDITURES	<u>508,980</u>	<u>728,101</u>	<u>691,931</u>	<u>36,170</u>
EXCESS (DEFICIENCY) OF REVENUES OVER EXPENDITURES	0	41,879	78,830	36,951
EXCESS (DEFICIENCY) OF REVENUES AND OTHER FINANCING SOURCES OVER EXPENDITURES AND OTHER USES	0	41,879	78,830	36,951
FUND BALANCE (DEFICIT) AT BEGINNING OF YEAR	<u>0</u>	<u>0</u>	<u>0</u>	<u>0</u>
FUND BALANCE (DEFICIT) AT END OF YEAR	<u>\$ 0</u>	<u>\$ 41,879</u>	<u>\$ 78,830</u>	<u>\$ 36,951</u>

LAKE COUNTY, OHIO

SCHEDULE OF REVENUES, EXPENDITURES AND CHANGES IN FUND BALANCES - BUDGET AND ACTUAL OTHER SPECIAL REVENUE FUNDS

(NON-GAAP BUDGETARY BASIS)

FOR THE YEAR ENDED DECEMBER 31, 2006

PROSECUTOR'S 4-D	BUDGETED AMOUNTS		ACTUAL AMOUNTS	VARIANCE WITH FINAL BUDGET POSITIVE (NEGATIVE)
	ORIGINAL	FINAL		
REVENUES:				
Fees and charges for services	\$ 682,021	\$ 682,021	\$ 644,195	\$ (37,826)
TOTAL REVENUES	682,021	682,021	644,195	(37,826)
EXPENDITURES:				
CURRENT:				
JUDICIAL AND PUBLIC SAFETY				
Personal services	485,220	485,220	477,796	7,424
Materials and supplies	2,000	2,000	1,355	645
Contractual services	12,500	12,500	11,896	604
Operating expenditures	11,000	11,000	8,515	2,485
Other expenditures	2,500	2,500	2,446	54
Fringe benefits and insurance	162,100	162,100	145,579	16,521
Capital outlay	5,000	5,000	3,045	1,955
TOTAL EXPENDITURES	680,320	680,320	650,632	29,688
EXCESS (DEFICIENCY) OF REVENUES OVER EXPENDITURES	1,701	1,701	(6,437)	(8,138)
EXCESS (DEFICIENCY) OF REVENUES AND OTHER FINANCING SOURCES OVER EXPENDITURES AND OTHER USES	1,701	1,701	(6,437)	(8,138)
FUND BALANCE (DEFICIT) AT BEGINNING OF YEAR	56,094	56,094	56,094	0
FUND BALANCE (DEFICIT) AT END OF YEAR	\$ 57,795	\$ 57,795	\$ 49,657	\$ (8,138)

LAKE COUNTY, OHIO

SCHEDULE OF REVENUES, EXPENDITURES AND CHANGES IN FUND BALANCES - BUDGET AND ACTUAL OTHER SPECIAL REVENUE FUNDS

(NON-GAAP BUDGETARY BASIS)

FOR THE YEAR ENDED DECEMBER 31, 2006

PROSECUTOR'S DELINQUENT TAX	BUDGETED AMOUNTS		ACTUAL AMOUNTS	VARIANCE WITH FINAL BUDGET POSITIVE (NEGATIVE)
	ORIGINAL	FINAL		
REVENUES:				
Fees and charges for services	\$ 300,000	\$ 300,000	\$ 413,588	\$ 113,588
Miscellaneous	50,000	50,000	0	(50,000)
TOTAL REVENUES	<u>350,000</u>	<u>350,000</u>	<u>413,588</u>	<u>63,588</u>
EXPENDITURES:				
CURRENT:				
JUDICIAL AND PUBLIC SAFETY				
Personal services	126,000	126,000	114,262	11,738
Materials and supplies	3,000	3,000	311	2,689
Contractual services	45,000	45,000	17,874	27,126
Operating expenditures	35,000	35,000	29,830	5,170
Other expenditures	53,000	3,000	231	2,769
Fringe benefits and insurance	25,977	25,977	23,466	2,511
Capital outlay	5,000	5,000	1,360	3,640
TOTAL EXPENDITURES	<u>292,977</u>	<u>242,977</u>	<u>187,334</u>	<u>55,643</u>
EXCESS (DEFICIENCY) OF REVENUES OVER EXPENDITURES	57,023	107,023	226,254	119,231
EXCESS (DEFICIENCY) OF REVENUES AND OTHER FINANCING SOURCES OVER EXPENDITURES AND OTHER USES	57,023	107,023	226,254	119,231
FUND BALANCE (DEFICIT) AT BEGINNING OF YEAR	<u>1,310,814</u>	<u>1,310,814</u>	<u>1,310,814</u>	<u>0</u>
FUND BALANCE (DEFICIT) AT END OF YEAR	<u>\$ 1,367,837</u>	<u>\$ 1,417,837</u>	<u>\$ 1,537,068</u>	<u>\$ 119,231</u>

LAKE COUNTY, OHIO

SCHEDULE OF REVENUES, EXPENDITURES AND CHANGES IN FUND BALANCES - BUDGET AND ACTUAL OTHER SPECIAL REVENUE FUNDS

(NON-GAAP BUDGETARY BASIS)

FOR THE YEAR ENDED DECEMBER 31, 2006

PROSECUTOR'S VICTIM/ WITNESS ASSISTANCE	BUDGETED AMOUNTS		ACTUAL AMOUNTS	VARIANCE WITH FINAL BUDGET POSITIVE (NEGATIVE)
	ORIGINAL	FINAL		
REVENUES:				
Intergovernmental	\$ 282,920	\$ 398,830	\$ 254,637	\$ (144,193)
Miscellaneous	50,500	22,500	22,507	7
TOTAL REVENUES	<u>333,420</u>	<u>421,330</u>	<u>277,144</u>	<u>(144,186)</u>
EXPENDITURES:				
CURRENT:				
JUDICIAL AND PUBLIC SAFETY				
Personal services	265,000	265,000	242,516	22,484
Contractual services	32,500	32,500	31,762	738
Other expenditures	6,041	10,133	5,828	4,305
Fringe benefits and insurance	94,055	98,080	89,197	8,883
TOTAL EXPENDITURES	<u>397,596</u>	<u>405,713</u>	<u>369,303</u>	<u>36,410</u>
EXCESS (DEFICIENCY) OF REVENUES OVER EXPENDITURES	(64,176)	15,617	(92,159)	(107,776)
OTHER FINANCING SOURCES (USES):				
Transfers-in	79,082	61,295	61,295	0
TOTAL OTHER FINANCING SOURCES (USES)	<u>79,082</u>	<u>61,295</u>	<u>61,295</u>	<u>0</u>
EXCESS (DEFICIENCY) OF REVENUES AND OTHER FINANCING SOURCES OVER EXPENDITURES AND OTHER USES	14,906	76,912	(30,864)	(107,776)
FUND BALANCE (DEFICIT) AT BEGINNING OF YEAR	<u>171,513</u>	<u>171,513</u>	<u>171,513</u>	<u>0</u>
FUND BALANCE (DEFICIT) AT END OF YEAR	<u>\$ 186,419</u>	<u>\$ 248,425</u>	<u>\$ 140,649</u>	<u>\$ (107,776)</u>

LAKE COUNTY, OHIO

SCHEDULE OF REVENUES, EXPENDITURES AND CHANGES IN FUND BALANCES - BUDGET AND ACTUAL OTHER SPECIAL REVENUE FUNDS

(NON-GAAP BUDGETARY BASIS)

FOR THE YEAR ENDED DECEMBER 31, 2006

SHERIFF'S MARINE PATROL	BUDGETED AMOUNTS		ACTUAL AMOUNTS	VARIANCE WITH FINAL BUDGET POSITIVE (NEGATIVE)
	ORIGINAL	FINAL		
REVENUES:				
Intergovernmental	\$ 24,800	\$ 26,119	\$ 26,119	\$ 0
TOTAL REVENUES	24,800	26,119	26,119	0
EXPENDITURES:				
CURRENT:				
JUDICIAL AND PUBLIC SAFETY				
Personal services	24,000	29,825	22,852	6,973
Materials and supplies	10,039	10,193	6,336	3,857
Operating expenditures	11,237	6,200	4,649	1,551
Fringe benefits and insurance	4,130	5,427	4,115	1,312
TOTAL EXPENDITURES	49,406	51,645	37,952	13,693
EXCESS (DEFICIENCY) OF REVENUES OVER EXPENDITURES	(24,606)	(25,526)	(11,833)	13,693
OTHER FINANCING SOURCES (USES):				
Transfers-in	25,000	25,000	25,000	0
TOTAL OTHER FINANCING SOURCES (USES)	25,000	25,000	25,000	0
EXCESS (DEFICIENCY) OF REVENUES AND OTHER FINANCING SOURCES OVER EXPENDITURES AND OTHER USES	394	(526)	13,167	13,693
FUND BALANCE (DEFICIT) AT BEGINNING OF YEAR	86,890	86,890	86,890	0
FUND BALANCE (DEFICIT) AT END OF YEAR	\$ 87,284	\$ 86,364	\$ 100,057	\$ 13,693

LAKE COUNTY, OHIO

SCHEDULE OF REVENUES, EXPENDITURES AND CHANGES IN FUND BALANCES - BUDGET AND ACTUAL OTHER SPECIAL REVENUE FUNDS

(NON-GAAP BUDGETARY BASIS)

FOR THE YEAR ENDED DECEMBER 31, 2006

INDIGENT GUARDIANSHIP	BUDGETED AMOUNTS		ACTUAL AMOUNTS	VARIANCE WITH FINAL BUDGET POSITIVE (NEGATIVE)
	ORIGINAL	FINAL		
REVENUES:				
Fees and charges for services	\$ 29,000	\$ 29,000	\$ 22,073	\$ (6,927)
TOTAL REVENUES	29,000	29,000	22,073	(6,927)
EXPENDITURES:				
CURRENT:				
JUDICIAL AND PUBLIC SAFETY				
Operating expenditures	32,000	49,000	45,852	3,148
TOTAL EXPENDITURES	32,000	49,000	45,852	3,148
EXCESS (DEFICIENCY) OF REVENUES OVER EXPENDITURES	(3,000)	(20,000)	(23,779)	(3,779)
EXCESS (DEFICIENCY) OF REVENUES AND OTHER FINANCING SOURCES OVER EXPENDITURES AND OTHER USES	(3,000)	(20,000)	(23,779)	(3,779)
FUND BALANCE (DEFICIT) AT BEGINNING OF YEAR	34,484	34,484	34,484	0
FUND BALANCE (DEFICIT) AT END OF YEAR	\$ 31,484	\$ 14,484	\$ 10,705	\$ (3,779)

LAKE COUNTY, OHIO

SCHEDULE OF REVENUES, EXPENDITURES AND CHANGES IN FUND BALANCES - BUDGET AND ACTUAL OTHER SPECIAL REVENUE FUNDS

(NON-GAAP BUDGETARY BASIS)

FOR THE YEAR ENDED DECEMBER 31, 2006

PILOT PROBATION GRANT	BUDGETED AMOUNTS		ACTUAL AMOUNTS	VARIANCE WITH FINAL BUDGET POSITIVE (NEGATIVE)
	ORIGINAL	FINAL		
REVENUES:				
Intergovernmental	\$ 357,115	\$ 357,115	\$ 375,639	\$ 18,524
TOTAL REVENUES	<u>357,115</u>	<u>357,115</u>	<u>375,639</u>	<u>18,524</u>
EXPENDITURES:				
CURRENT:				
JUDICIAL AND PUBLIC SAFETY				
Personal services	222,760	242,287	232,078	10,209
Operating expenditures	53,269	53,269	48,842	4,427
Other expenditures	0	27,598	27,598	0
Fringe benefits and insurance	<u>81,086</u>	<u>81,521</u>	<u>76,996</u>	<u>4,525</u>
TOTAL EXPENDITURES	<u>357,115</u>	<u>404,675</u>	<u>385,514</u>	<u>19,161</u>
EXCESS (DEFICIENCY) OF REVENUES OVER EXPENDITURES	0	(47,560)	(9,875)	37,685
EXCESS (DEFICIENCY) OF REVENUES AND OTHER FINANCING SOURCES OVER EXPENDITURES AND OTHER USES	0	(47,560)	(9,875)	37,685
FUND BALANCE (DEFICIT) AT BEGINNING OF YEAR	<u>99,105</u>	<u>99,105</u>	<u>99,105</u>	<u>0</u>
FUND BALANCE (DEFICIT) AT END OF YEAR	<u>\$ 99,105</u>	<u>\$ 51,545</u>	<u>\$ 89,230</u>	<u>\$ 37,685</u>

LAKE COUNTY, OHIO

SCHEDULE OF REVENUES, EXPENDITURES AND CHANGES IN FUND BALANCES - BUDGET AND ACTUAL OTHER SPECIAL REVENUE FUNDS

(NON-GAAP BUDGETARY BASIS)

FOR THE YEAR ENDED DECEMBER 31, 2006

800 MHZ COMMUNICATIONS SYSTEM	BUDGETED AMOUNTS		ACTUAL AMOUNTS	VARIANCE WITH FINAL BUDGET POSITIVE (NEGATIVE)
	ORIGINAL	FINAL		
REVENUES:				
Fees and charges for services	\$ 365,476	\$ 365,476	\$ 348,245	\$ (17,231)
TOTAL REVENUES	<u>365,476</u>	<u>365,476</u>	<u>348,245</u>	<u>(17,231)</u>
EXPENDITURES:				
CURRENT:				
GENERAL GOVERNMENT				
Personal services	275,098	275,098	275,098	0
Materials and supplies	6,280	11,780	8,730	3,050
Contractual services	10,750	10,750	6,029	4,721
Operating expenditures	51,932	41,932	41,154	778
Other expenditures	7,000	7,000	4,706	2,294
Capital outlay	62,216	66,716	58,999	7,717
TOTAL EXPENDITURES	<u>413,276</u>	<u>413,276</u>	<u>394,716</u>	<u>18,560</u>
EXCESS (DEFICIENCY) OF REVENUES OVER EXPENDITURES	(47,800)	(47,800)	(46,471)	1,329
EXCESS (DEFICIENCY) OF REVENUES AND OTHER FINANCING SOURCES OVER EXPENDITURES AND OTHER USES	(47,800)	(47,800)	(46,471)	1,329
FUND BALANCE (DEFICIT) AT BEGINNING OF YEAR	104,884	104,884	104,884	0
Unexpended Prior Year Encumbrances	<u>2,411</u>	<u>2,411</u>	<u>2,411</u>	<u>0</u>
FUND BALANCE (DEFICIT) AT END OF YEAR	<u>\$ 59,495</u>	<u>\$ 59,495</u>	<u>\$ 60,824</u>	<u>\$ 1,329</u>

LAKE COUNTY, OHIO

SCHEDULE OF REVENUES, EXPENDITURES AND CHANGES IN FUND BALANCES - BUDGET AND ACTUAL OTHER SPECIAL REVENUE FUNDS

(NON-GAAP BUDGETARY BASIS)

FOR THE YEAR ENDED DECEMBER 31, 2006

450 MHZ PAGING SYSTEM	BUDGETED AMOUNTS		ACTUAL AMOUNTS	VARIANCE WITH FINAL BUDGET POSITIVE (NEGATIVE)
	ORIGINAL	FINAL		
REVENUES:				
Intergovernmental	\$ 27,600	\$ 27,600	\$ 27,600	\$ 0
TOTAL REVENUES	<u>27,600</u>	<u>27,600</u>	<u>27,600</u>	<u>0</u>
EXPENDITURES:				
CURRENT:				
GENERAL GOVERNMENT				
Personal services	7,000	7,000	7,000	0
Capital outlay	<u>21,000</u>	<u>0</u>	<u>0</u>	<u>0</u>
TOTAL EXPENDITURES	<u>28,000</u>	<u>7,000</u>	<u>7,000</u>	<u>0</u>
EXCESS (DEFICIENCY) OF REVENUES OVER EXPENDITURES	(400)	20,600	20,600	0
EXCESS (DEFICIENCY) OF REVENUES AND OTHER FINANCING SOURCES OVER EXPENDITURES AND OTHER USES	(400)	20,600	20,600	0
FUND BALANCE (DEFICIT) AT BEGINNING OF YEAR	<u>76,349</u>	<u>76,349</u>	<u>76,349</u>	<u>0</u>
FUND BALANCE (DEFICIT) AT END OF YEAR	<u>\$ 75,949</u>	<u>\$ 96,949</u>	<u>\$ 96,949</u>	<u>\$ 0</u>

LAKE COUNTY, OHIO

SCHEDULE OF REVENUES, EXPENDITURES AND CHANGES IN FUND BALANCES - BUDGET AND ACTUAL OTHER SPECIAL REVENUE FUNDS

(NON-GAAP BUDGETARY BASIS)

FOR THE YEAR ENDED DECEMBER 31, 2006

EMERGENCY PLANNING	BUDGETED AMOUNTS		ACTUAL AMOUNTS	VARIANCE WITH FINAL BUDGET POSITIVE (NEGATIVE)
	ORIGINAL	FINAL		
REVENUES:				
Intergovernmental	\$ 31,000	\$ 31,000	\$ 33,347	\$ 2,347
TOTAL REVENUES	31,000	31,000	33,347	2,347
EXPENDITURES:				
CURRENT:				
JUDICIAL AND PUBLIC SAFETY				
Personal services	17,500	17,500	11,750	5,750
Materials and supplies	1,000	1,000	223	777
Contractual services	1,000	1,000	250	750
Operating expenditures	3,700	5,700	4,329	1,371
Other expenditures	1,500	1,500	715	785
Fringe benefits and insurance	3,378	3,378	2,070	1,308
TOTAL EXPENDITURES	28,078	30,078	19,337	10,741
EXCESS (DEFICIENCY) OF REVENUES OVER EXPENDITURES	2,922	922	14,010	13,088
EXCESS (DEFICIENCY) OF REVENUES AND OTHER FINANCING SOURCES OVER EXPENDITURES AND OTHER USES	2,922	922	14,010	13,088
FUND BALANCE (DEFICIT) AT BEGINNING OF YEAR	86,747	86,747	86,747	0
FUND BALANCE (DEFICIT) AT END OF YEAR	\$ 89,669	\$ 87,669	\$ 100,757	\$ 13,088

LAKE COUNTY, OHIO

SCHEDULE OF REVENUES, EXPENDITURES AND CHANGES IN FUND BALANCES - BUDGET AND ACTUAL OTHER SPECIAL REVENUE FUNDS

(NON-GAAP BUDGETARY BASIS)

FOR THE YEAR ENDED DECEMBER 31, 2006

DOMESTIC RELATIONS COURT 4-D	BUDGETED AMOUNTS		ACTUAL AMOUNTS	VARIANCE WITH FINAL BUDGET POSITIVE (NEGATIVE)
	ORIGINAL	FINAL		
REVENUES:				
Fees and charges for services	\$ 322,617	\$ 297,617	\$ 292,035	\$ (5,582)
TOTAL REVENUES	<u>322,617</u>	<u>297,617</u>	<u>292,035</u>	<u>(5,582)</u>
EXPENDITURES:				
CURRENT:				
JUDICIAL AND PUBLIC SAFETY				
Personal services	220,890	218,590	208,778	9,812
Materials and supplies	1,560	1,960	1,884	76
Contractual services	5,168	5,168	4,864	304
Operating expenditures	8,000	8,000	6,297	1,703
Other expenditures	4,770	1,670	1,522	148
Fringe benefits and insurance	82,229	70,925	68,154	2,771
TOTAL EXPENDITURES	<u>322,617</u>	<u>306,313</u>	<u>291,499</u>	<u>14,814</u>
EXCESS (DEFICIENCY) OF REVENUES OVER EXPENDITURES				
	0	(8,696)	536	9,232
EXCESS (DEFICIENCY) OF REVENUES AND OTHER FINANCING SOURCES OVER EXPENDITURES AND OTHER USES				
	0	(8,696)	536	9,232
FUND BALANCE (DEFICIT) AT BEGINNING OF YEAR				
	<u>14,456</u>	<u>14,456</u>	<u>14,456</u>	<u>0</u>
FUND BALANCE (DEFICIT) AT END OF YEAR				
	<u>\$ 14,456</u>	<u>\$ 5,760</u>	<u>\$ 14,992</u>	<u>\$ 9,232</u>

LAKE COUNTY, OHIO

SCHEDULE OF REVENUES, EXPENDITURES AND CHANGES IN FUND BALANCES - BUDGET AND ACTUAL OTHER SPECIAL REVENUE FUNDS

(NON-GAAP BUDGETARY BASIS)

FOR THE YEAR ENDED DECEMBER 31, 2006

DOMESTIC RELATIONS COURT COMPUTERIZATION	BUDGETED AMOUNTS		ACTUAL AMOUNTS	VARIANCE WITH FINAL BUDGET POSITIVE (NEGATIVE)
	ORIGINAL	FINAL		
REVENUES:				
Fines and forfeitures	\$ 5,000	\$ 16,500	\$ 17,646	\$ 1,146
TOTAL REVENUES	<u>5,000</u>	<u>16,500</u>	<u>17,646</u>	<u>1,146</u>
EXPENDITURES:				
CURRENT:				
JUDICIAL AND PUBLIC SAFETY				
Contractual services	500	500	0	500
Other expenditures	500	10,500	10,000	500
Capital outlay	<u>4,000</u>	<u>1,000</u>	<u>10,000</u>	<u>1,000</u>
TOTAL EXPENDITURES	<u>5,000</u>	<u>12,000</u>	<u>10,000</u>	<u>2,000</u>
EXCESS (DEFICIENCY) OF REVENUES OVER EXPENDITURES	0	4,500	7,646	3,146
EXCESS (DEFICIENCY) OF REVENUES AND OTHER FINANCING SOURCES OVER EXPENDITURES AND OTHER USES	0	4,500	7,646	3,146
FUND BALANCE (DEFICIT) AT BEGINNING OF YEAR	<u>10,780</u>	<u>10,780</u>	<u>10,780</u>	<u>0</u>
FUND BALANCE (DEFICIT) AT END OF YEAR	<u>\$ 10,780</u>	<u>\$ 15,280</u>	<u>\$ 18,426</u>	<u>\$ 3,146</u>

LAKE COUNTY, OHIO

SCHEDULE OF REVENUES, EXPENDITURES AND CHANGES IN FUND BALANCES - BUDGET AND ACTUAL OTHER SPECIAL REVENUE FUNDS

(NON-GAAP BUDGETARY BASIS)

FOR THE YEAR ENDED DECEMBER 31, 2006

BEYOND THE MIDDLE PROGRAM	BUDGETED AMOUNTS		ACTUAL AMOUNTS	VARIANCE WITH FINAL BUDGET POSITIVE (NEGATIVE)
	ORIGINAL	FINAL		
REVENUES:				
Fines and forfeitures	\$ 0	\$ 13,000	\$ 14,556	\$ 1,556
TOTAL REVENUES	0	13,000	14,556	1,556
EXPENDITURES:				
CURRENT:				
JUDICIAL AND PUBLIC SAFETY				
Contractual services	27,300	27,300	8,691	18,609
Operating expenditures		7,500	7,440	60
Other expenditures		200	111	89
TOTAL EXPENDITURES	27,300	35,000	16,242	18,758
EXCESS (DEFICIENCY) OF REVENUES OVER EXPENDITURES				
	(27,300)	(22,000)	(1,686)	20,314
EXCESS (DEFICIENCY) OF REVENUES AND OTHER FINANCING SOURCES OVER EXPENDITURES AND OTHER USES				
	(27,300)	(22,000)	(1,686)	20,314
FUND BALANCE (DEFICIT) AT BEGINNING OF YEAR				
	99,854	99,854	99,854	0
FUND BALANCE (DEFICIT) AT END OF YEAR				
	\$ 72,554	\$ 77,854	\$ 98,168	\$ 20,314

LAKE COUNTY, OHIO

SCHEDULE OF REVENUES, EXPENDITURES AND CHANGES IN FUND BALANCES - BUDGET AND ACTUAL OTHER SPECIAL REVENUE FUNDS

(NON-GAAP BUDGETARY BASIS)

FOR THE YEAR ENDED DECEMBER 31, 2006

JUVENILE COURT LEGAL RESEARCH	BUDGETED AMOUNTS		ACTUAL AMOUNTS	VARIANCE WITH FINAL BUDGET POSITIVE (NEGATIVE)
	ORIGINAL	FINAL		
REVENUES:				
Fines and forfeitures	\$ 5,000	\$ 5,000	\$ 5,696	\$ 696
TOTAL REVENUES	5,000	5,000	5,696	696
EXPENDITURES:				
CURRENT:				
JUDICIAL AND PUBLIC SAFETY				0
TOTAL EXPENDITURES	0	0	0	0
EXCESS (DEFICIENCY) OF REVENUES OVER EXPENDITURES	5,000	5,000	5,696	696
OTHER FINANCING SOURCES (USES):				
Transfers-out	(85,000)	(85,000)	(85,000)	0
TOTAL OTHER FINANCING SOURCES (USES)	(85,000)	(85,000)	(85,000)	0
EXCESS (DEFICIENCY) OF REVENUES AND OTHER FINANCING SOURCES OVER EXPENDITURES AND OTHER USES	(80,000)	(80,000)	(79,304)	696
FUND BALANCE (DEFICIT) AT BEGINNING OF YEAR	90,227	90,227	90,227	0
FUND BALANCE (DEFICIT) AT END OF YEAR	\$ 10,227	\$ 10,227	\$ 10,923	\$ 696

LAKE COUNTY, OHIO

SCHEDULE OF REVENUES, EXPENDITURES AND CHANGES IN FUND BALANCES - BUDGET AND ACTUAL OTHER SPECIAL REVENUE FUNDS

(NON-GAAP BUDGETARY BASIS)

FOR THE YEAR ENDED DECEMBER 31, 2006

JUVENILE COURT COMPUTERIZATION	BUDGETED AMOUNTS		ACTUAL AMOUNTS	VARIANCE WITH FINAL BUDGET POSITIVE (NEGATIVE)
	ORIGINAL	FINAL		
REVENUES:				
Fines and forfeitures	\$ 23,331	\$ 38,331	\$ 37,581	\$ (750)
TOTAL REVENUES	<u>23,331</u>	<u>38,331</u>	<u>37,581</u>	<u>(750)</u>
EXPENDITURES:				
CURRENT:				
JUDICIAL AND PUBLIC SAFETY				
Capital outlay	440,000	440,000	413,412	26,588
TOTAL EXPENDITURES	<u>440,000</u>	<u>440,000</u>	<u>413,412</u>	<u>26,588</u>
EXCESS (DEFICIENCY) OF REVENUES OVER EXPENDITURES	(416,669)	(401,669)	(375,831)	25,838
OTHER FINANCING SOURCES (USES):				
Advances-in	167,412	167,412	167,412	0
Transfers-in	85,000	85,000	85,000	0
TOTAL OTHER FINANCING SOURCES (USES)	<u>252,412</u>	<u>252,412</u>	<u>252,412</u>	<u>0</u>
EXCESS (DEFICIENCY) OF REVENUES AND OTHER FINANCING SOURCES OVER EXPENDITURES AND OTHER USES	(164,257)	(149,257)	(123,419)	25,838
FUND BALANCE (DEFICIT) AT BEGINNING OF YEAR	<u>176,972</u>	<u>176,972</u>	<u>176,972</u>	<u>0</u>
FUND BALANCE (DEFICIT) AT END OF YEAR	<u>\$ 12,715</u>	<u>\$ 27,715</u>	<u>\$ 53,553</u>	<u>\$ 25,838</u>

LAKE COUNTY, OHIO

SCHEDULE OF REVENUES, EXPENDITURES AND CHANGES IN FUND BALANCES - BUDGET AND ACTUAL OTHER SPECIAL REVENUE FUNDS

(NON-GAAP BUDGETARY BASIS)

FOR THE YEAR ENDED DECEMBER 31, 2006

JUVENILE COURT INCREASED ACCOUNTABILITY	BUDGETED AMOUNTS		ACTUAL AMOUNTS	VARIANCE WITH FINAL BUDGET POSITIVE (NEGATIVE)
	ORIGINAL	FINAL		
REVENUES:				
Intergovernmental	\$ 22,218	\$ 22,268	\$ 22,268	\$ 0
TOTAL REVENUES	<u>22,218</u>	<u>22,268</u>	<u>22,268</u>	<u>0</u>
EXPENDITURES:				
CURRENT:				
JUDICIAL AND PUBLIC SAFETY				
Contractual services	24,340	0	0	0
Capital outlay	0	20,302	20,302	0
TOTAL EXPENDITURES	<u>24,340</u>	<u>20,302</u>	<u>20,302</u>	<u>0</u>
EXCESS (DEFICIENCY) OF REVENUES OVER EXPENDITURES	(2,122)	1,966	1,966	0
OTHER FINANCING SOURCES (USES):				
Transfers-in	2,025	2,025	2,025	0
TOTAL OTHER FINANCING SOURCES (USES)	<u>2,025</u>	<u>2,025</u>	<u>2,025</u>	<u>0</u>
EXCESS (DEFICIENCY) OF REVENUES AND OTHER FINANCING SOURCES OVER EXPENDITURES AND OTHER USES	(97)	3,991	3,991	0
FUND BALANCE (DEFICIT) AT BEGINNING OF YEAR	<u>(3,991)</u>	<u>(3,991)</u>	<u>(3,991)</u>	<u>0</u>
FUND BALANCE (DEFICIT) AT END OF YEAR	<u>\$ (4,088)</u>	<u>\$ 0</u>	<u>\$ 0</u>	<u>\$ 0</u>

LAKE COUNTY, OHIO

SCHEDULE OF REVENUES, EXPENDITURES AND CHANGES IN FUND BALANCES - BUDGET AND ACTUAL OTHER SPECIAL REVENUE FUNDS

(NON-GAAP BUDGETARY BASIS)

FOR THE YEAR ENDED DECEMBER 31, 2006

JUVENILE COURT IV-D	BUDGETED AMOUNTS		ACTUAL AMOUNTS	VARIANCE WITH FINAL BUDGET POSITIVE (NEGATIVE)
	ORIGINAL	FINAL		
REVENUES:				
Fees and charges for services	\$ 133,320	\$ 213,320	\$ 194,751	\$ (18,569)
TOTAL REVENUES	<u>133,320</u>	<u>213,320</u>	<u>194,751</u>	<u>(18,569)</u>
EXPENDITURES:				
CURRENT:				
JUDICIAL AND PUBLIC SAFETY				
Personal services	65,046	168,841	153,681	15,160
Materials and supplies	17,000	2,000	1,996	4
Operating expenditures	2,500	2,500	1,141	1,359
Fringe benefits and insurance	39,774	34,729	32,488	2,241
Capital outlay	9,000	7,100	7,092	8
TOTAL EXPENDITURES	<u>133,320</u>	<u>215,170</u>	<u>196,398</u>	<u>18,772</u>
EXCESS (DEFICIENCY) OF REVENUES OVER EXPENDITURES				
	0	(1,850)	(1,647)	203
EXCESS (DEFICIENCY) OF REVENUES AND OTHER FINANCING SOURCES OVER EXPENDITURES AND OTHER USES				
	0	(1,850)	(1,647)	203
FUND BALANCE (DEFICIT) AT BEGINNING OF YEAR				
	<u>33,856</u>	<u>33,856</u>	<u>33,856</u>	<u>0</u>
FUND BALANCE (DEFICIT) AT END OF YEAR				
	<u>\$ 33,856</u>	<u>\$ 32,006</u>	<u>\$ 32,209</u>	<u>\$ 203</u>

LAKE COUNTY, OHIO

SCHEDULE OF REVENUES, EXPENDITURES AND CHANGES IN FUND BALANCES - BUDGET AND ACTUAL OTHER SPECIAL REVENUE FUNDS

(NON-GAAP BUDGETARY BASIS)

FOR THE YEAR ENDED DECEMBER 31, 2006

CERTIFICATE OF TITLE ADMINISTRATION	BUDGETED AMOUNTS		ACTUAL AMOUNTS	VARIANCE WITH FINAL BUDGET POSITIVE (NEGATIVE)
	ORIGINAL	FINAL		
REVENUES:				
Fees and charges for services	\$ 808,000	\$ 858,000	\$ 870,538	\$ 12,538
TOTAL REVENUES	808,000	858,000	870,538	12,538
EXPENDITURES:				
CURRENT:				
JUDICIAL AND PUBLIC SAFETY				
Personal services	646,730	646,730	626,833	19,897
Materials and supplies	20,000	18,250	17,763	487
Contractual services	10,000	9,850	8,977	873
Operating expenditures	108,370	106,845	105,709	1,136
Other expenditures	3,000	0	0	0
Fringe benefits and insurance	263,480	274,651	269,016	5,635
Capital outlay	5,150	6,350	6,320	30
TOTAL EXPENDITURES	1,056,730	1,062,676	1,034,618	28,058
EXCESS (DEFICIENCY) OF REVENUES OVER EXPENDITURES	(248,730)	(204,676)	(164,080)	40,596
EXCESS (DEFICIENCY) OF REVENUES AND OTHER FINANCING SOURCES OVER EXPENDITURES AND OTHER USES	(248,730)	(204,676)	(164,080)	40,596
FUND BALANCE (DEFICIT) AT BEGINNING OF YEAR	322,245	322,245	322,245	0
Unexpended Prior Year Encumbrances	1,041	1,041	1,041	0
FUND BALANCE (DEFICIT) AT END OF YEAR	\$ 74,556	\$ 118,610	\$ 159,206	\$ 40,596

LAKE COUNTY, OHIO

SCHEDULE OF REVENUES, EXPENDITURES AND CHANGES IN FUND BALANCES - BUDGET AND ACTUAL OTHER SPECIAL REVENUE FUNDS

(NON-GAAP BUDGETARY BASIS)

FOR THE YEAR ENDED DECEMBER 31, 2006

CLERK OF COURTS COMPUTERIZATION	BUDGETED AMOUNTS		ACTUAL AMOUNTS	VARIANCE WITH FINAL BUDGET POSITIVE (NEGATIVE)
	ORIGINAL	FINAL		
REVENUES:				
Fines and forfeitures	\$ 53,530	\$ 63,530	\$ 65,814	\$ 2,284
Miscellaneous	0	30,000	33,633	3,633
TOTAL REVENUES	<u>53,530</u>	<u>93,530</u>	<u>99,447</u>	<u>5,917</u>
EXPENDITURES:				
CURRENT:				
JUDICIAL AND PUBLIC SAFETY				
Materials and supplies	5,000	10,200	10,153	47
Contractual services	74,263	69,263	53,194	16,069
Capital outlay	10,609	15,609	11,069	4,540
TOTAL EXPENDITURES	<u>89,872</u>	<u>95,072</u>	<u>74,416</u>	<u>20,656</u>
EXCESS (DEFICIENCY) OF REVENUES OVER EXPENDITURES	(36,342)	(1,542)	25,031	26,573
EXCESS (DEFICIENCY) OF REVENUES AND OTHER FINANCING SOURCES OVER EXPENDITURES AND OTHER USES	(36,342)	(1,542)	25,031	26,573
FUND BALANCE (DEFICIT) AT BEGINNING OF YEAR	<u>171,522</u>	<u>171,522</u>	<u>171,522</u>	<u>0</u>
FUND BALANCE (DEFICIT) AT END OF YEAR	<u>\$ 135,180</u>	<u>\$ 169,980</u>	<u>\$ 196,553</u>	<u>\$ 26,573</u>

LAKE COUNTY, OHIO

SCHEDULE OF REVENUES, EXPENDITURES AND CHANGES IN FUND BALANCES - BUDGET AND ACTUAL OTHER SPECIAL REVENUE FUNDS

(NON-GAAP BUDGETARY BASIS)

FOR THE YEAR ENDED DECEMBER 31, 2006

BUFFER ZONE PROTECTION	BUDGETED AMOUNTS		ACTUAL AMOUNTS	VARIANCE WITH FINAL BUDGET POSITIVE (NEGATIVE)
	ORIGINAL	FINAL		
REVENUES:				
Intergovernmental	\$ 47,001	\$ 48,501	\$ 48,501	\$ 0
TOTAL REVENUES	<u>47,001</u>	<u>48,501</u>	<u>48,501</u>	<u>0</u>
EXPENDITURES:				
CURRENT:				
JUDICIAL AND PUBLIC SAFETY				
Capital outlay	47,001	48,501	48,501	0
TOTAL EXPENDITURES	<u>47,001</u>	<u>48,501</u>	<u>48,501</u>	<u>0</u>
EXCESS (DEFICIENCY) OF REVENUES OVER EXPENDITURES	0	0	0	0
EXCESS (DEFICIENCY) OF REVENUES AND OTHER FINANCING SOURCES OVER EXPENDITURES AND OTHER USES	0	0	0	0
FUND BALANCE (DEFICIT) AT BEGINNING OF YEAR	<u>0</u>	<u>0</u>	<u>0</u>	<u>0</u>
FUND BALANCE (DEFICIT) AT END OF YEAR	<u>\$ 0</u>	<u>\$ 0</u>	<u>\$ 0</u>	<u>\$ 0</u>

LAKE COUNTY, OHIO

SCHEDULE OF REVENUES, EXPENDITURES AND CHANGES IN FUND BALANCES - BUDGET AND ACTUAL OTHER SPECIAL REVENUE FUNDS

(NON-GAAP BUDGETARY BASIS)

FOR THE YEAR ENDED DECEMBER 31, 2006

SHERIFF'S DRUG/ALCOHOL TREATMENT	BUDGETED AMOUNTS		ACTUAL AMOUNTS	VARIANCE WITH FINAL BUDGET POSITIVE (NEGATIVE)
	ORIGINAL	FINAL		
REVENUES:				
Intergovernmental	\$ 130,638	\$ 130,638	\$ 138,938	\$ 8,300
TOTAL REVENUES	<u>130,638</u>	<u>130,638</u>	<u>138,938</u>	<u>8,300</u>
EXPENDITURES:				
CURRENT:				
JUDICIAL AND PUBLIC SAFETY				
Personal services	98,600	98,600	90,291	8,309
Materials and supplies	1,500	3,082	3,035	47
Contractual services	5,250	5,250	5,100	150
Operating expenditures	1,000	1,000	0	1,000
Fringe benefits and insurance	47,472	46,715	43,695	3,020
Capital outlay	7,000	11,650	10,851	799
TOTAL EXPENDITURES	<u>160,822</u>	<u>166,297</u>	<u>152,972</u>	<u>13,325</u>
EXCESS (DEFICIENCY) OF REVENUES OVER EXPENDITURES	(30,184)	(35,659)	(14,034)	21,625
EXCESS (DEFICIENCY) OF REVENUES AND OTHER FINANCING SOURCES OVER EXPENDITURES AND OTHER USES	(30,184)	(35,659)	(14,034)	21,625
FUND BALANCE (DEFICIT) AT BEGINNING OF YEAR	<u>95,053</u>	<u>95,053</u>	<u>95,053</u>	<u>0</u>
FUND BALANCE (DEFICIT) AT END OF YEAR	<u>\$ 64,869</u>	<u>\$ 59,394</u>	<u>\$ 81,019</u>	<u>\$ 21,625</u>

LAKE COUNTY, OHIO

SCHEDULE OF REVENUES, EXPENDITURES AND CHANGES IN FUND BALANCES - BUDGET AND ACTUAL OTHER SPECIAL REVENUE FUNDS

(NON-GAAP BUDGETARY BASIS)

FOR THE YEAR ENDED DECEMBER 31, 2006

CONCEALED HANDGUN LICENSE	BUDGETED AMOUNTS		ACTUAL AMOUNTS	VARIANCE WITH FINAL BUDGET POSITIVE (NEGATIVE)
	ORIGINAL	FINAL		
REVENUES:				
Licenses and permits	\$ 50,000	\$ 50,000	\$ 57,898	\$ 7,898
TOTAL REVENUES	50,000	50,000	57,898	7,898
EXPENDITURES:				
CURRENT:				
JUDICIAL AND PUBLIC SAFETY				
Personal services	0	25,000	25,000	0
Materials and supplies	1,000	3,000	2,261	739
Operating expenditures	0	1,000	720	280
Other expenditures	14,000	32,000	30,006	1,994
Capital outlay	0	1,759	1,671	88
TOTAL EXPENDITURES	15,000	62,759	59,658	3,101
EXCESS (DEFICIENCY) OF REVENUES OVER EXPENDITURES	35,000	(12,759)	(1,760)	10,999
EXCESS (DEFICIENCY) OF REVENUES AND OTHER FINANCING SOURCES OVER EXPENDITURES AND OTHER USES	35,000	(12,759)	(1,760)	10,999
FUND BALANCE (DEFICIT) AT BEGINNING OF YEAR	38,674	38,674	38,674	0
FUND BALANCE (DEFICIT) AT END OF YEAR	\$ 73,674	\$ 25,915	\$ 36,914	\$ 10,999

LAKE COUNTY, OHIO

SCHEDULE OF REVENUES, EXPENDITURES AND CHANGES IN FUND BALANCES - BUDGET AND ACTUAL OTHER SPECIAL REVENUE FUNDS

(NON-GAAP BUDGETARY BASIS)

FOR THE YEAR ENDED DECEMBER 31, 2006

COMMON PLEAS COURTS COMPUTERIZATION	BUDGETED AMOUNTS		ACTUAL AMOUNTS	VARIANCE WITH FINAL BUDGET POSITIVE (NEGATIVE)
	ORIGINAL	FINAL		
REVENUES:				
Fines and forfeitures	\$ 6,106	\$ 8,106	\$ 8,198	\$ 92
TOTAL REVENUES	<u>6,106</u>	<u>8,106</u>	<u>8,198</u>	<u>92</u>
EXPENDITURES:				
CURRENT:				
JUDICIAL AND PUBLIC SAFETY				
Materials and supplies	900	900	145	755
Capital outlay	<u>11,500</u>	<u>11,600</u>	<u>0</u>	<u>11,600</u>
TOTAL EXPENDITURES	<u>12,400</u>	<u>12,500</u>	<u>145</u>	<u>12,355</u>
EXCESS (DEFICIENCY) OF REVENUES OVER EXPENDITURES	(6,294)	(4,394)	8,053	12,447
EXCESS (DEFICIENCY) OF REVENUES AND OTHER FINANCING SOURCES OVER EXPENDITURES AND OTHER USES	(6,294)	(4,394)	8,053	12,447
FUND BALANCE (DEFICIT) AT BEGINNING OF YEAR	<u>24,337</u>	<u>24,337</u>	<u>24,337</u>	<u>0</u>
FUND BALANCE (DEFICIT) AT END OF YEAR	<u>\$ 18,043</u>	<u>\$ 19,943</u>	<u>\$ 32,390</u>	<u>\$ 12,447</u>

LAKE COUNTY, OHIO

SCHEDULE OF REVENUES, EXPENDITURES AND CHANGES IN FUND BALANCES - BUDGET AND ACTUAL OTHER SPECIAL REVENUE FUNDS

(NON-GAAP BUDGETARY BASIS)

FOR THE YEAR ENDED DECEMBER 31, 2006

COMMON PLEAS COURTS DRUG/ALCOHOL TREATMENT	BUDGETED AMOUNTS		ACTUAL AMOUNTS	VARIANCE WITH FINAL BUDGET POSITIVE (NEGATIVE)
	ORIGINAL	FINAL		
REVENUES:				
Fines and forfeitures	\$ 2,000	\$ 2,000	\$ 1,945	\$ (55)
TOTAL REVENUES	2,000	2,000	1,945	(55)
EXPENDITURES:				
CURRENT:				
JUDICIAL AND PUBLIC SAFETY				0
TOTAL EXPENDITURES	0	0	0	0
EXCESS (DEFICIENCY) OF REVENUES OVER EXPENDITURES	2,000	2,000	1,945	(55)
EXCESS (DEFICIENCY) OF REVENUES AND OTHER FINANCING SOURCES OVER EXPENDITURES AND OTHER USES	2,000	2,000	1,945	(55)
FUND BALANCE (DEFICIT) AT BEGINNING OF YEAR	4,690	4,690	4,690	0
FUND BALANCE (DEFICIT) AT END OF YEAR	\$ 6,690	\$ 6,690	\$ 6,635	\$ (55)

LAKE COUNTY, OHIO

SCHEDULE OF REVENUES, EXPENDITURES AND CHANGES IN FUND BALANCES - BUDGET AND ACTUAL OTHER SPECIAL REVENUE FUNDS

(NON-GAAP BUDGETARY BASIS)

FOR THE YEAR ENDED DECEMBER 31, 2006

COMMON PLEAS COURT PROJECT #1	BUDGETED AMOUNTS		ACTUAL AMOUNTS	VARIANCE WITH FINAL BUDGET POSITIVE (NEGATIVE)
	ORIGINAL	FINAL		
REVENUES:				
Fines and forfeitures	\$ 350,000	\$ 350,000	\$ 320,965	\$ (29,035)
TOTAL REVENUES	<u>350,000</u>	<u>350,000</u>	<u>320,965</u>	<u>(29,035)</u>
EXPENDITURES:				
CURRENT:				
JUDICIAL AND PUBLIC SAFETY				
Contractual services	218,065	228,065	220,237	7,828
Operating expenditures	0	30,000	25,495	4,505
Capital outlay	<u>13,508</u>	<u>21,008</u>	<u>19,679</u>	<u>1,329</u>
TOTAL EXPENDITURES	<u>231,573</u>	<u>279,073</u>	<u>265,411</u>	<u>13,662</u>
EXCESS (DEFICIENCY) OF REVENUES OVER EXPENDITURES				
	118,427	70,927	55,554	(15,373)
EXCESS (DEFICIENCY) OF REVENUES AND OTHER FINANCING SOURCES OVER EXPENDITURES AND OTHER USES				
	118,427	70,927	55,554	(15,373)
FUND BALANCE (DEFICIT) AT BEGINNING OF YEAR				
	<u>317,105</u>	<u>317,105</u>	<u>317,105</u>	<u>0</u>
FUND BALANCE (DEFICIT) AT END OF YEAR				
	<u>\$ 435,532</u>	<u>\$ 388,032</u>	<u>\$ 372,659</u>	<u>\$ (15,373)</u>

LAKE COUNTY, OHIO

SCHEDULE OF REVENUES, EXPENDITURES AND CHANGES IN FUND BALANCES - BUDGET AND ACTUAL OTHER SPECIAL REVENUE FUNDS

(NON-GAAP BUDGETARY BASIS)

FOR THE YEAR ENDED DECEMBER 31, 2006

COMMON PLEAS COURT PROJECT #2	BUDGETED AMOUNTS		ACTUAL AMOUNTS	VARIANCE WITH FINAL BUDGET POSITIVE (NEGATIVE)
	ORIGINAL	FINAL		
REVENUES:				
Fines and forfeitures	\$ 160,000	\$ 160,000	\$ 142,168	\$ (17,832)
TOTAL REVENUES	160,000	160,000	142,168	(17,832)
EXPENDITURES:				
CURRENT:				
JUDICIAL AND PUBLIC SAFETY				
Personal services	50,000	50,000	42,303	7,697
Contractual services	0	625	625	0
Operating expenditures	4,000	4,506	506	4,000
Other expenditures	2,000	2,000		2,000
Fringe benefits and insurance	10,750	10,750	6,739	4,011
TOTAL EXPENDITURES	66,750	67,881	50,173	17,708
EXCESS (DEFICIENCY) OF REVENUES OVER EXPENDITURES				
	93,250	92,119	91,995	(124)
EXCESS (DEFICIENCY) OF REVENUES AND OTHER FINANCING SOURCES OVER EXPENDITURES AND OTHER USES				
	93,250	92,119	91,995	(124)
FUND BALANCE (DEFICIT) AT BEGINNING OF YEAR				
	246,131	246,131	246,131	0
FUND BALANCE (DEFICIT) AT END OF YEAR				
	\$ 339,381	\$ 338,250	\$ 338,126	\$ (124)

LAKE COUNTY, OHIO

SCHEDULE OF REVENUES, EXPENDITURES AND CHANGES IN FUND BALANCES - BUDGET AND ACTUAL OTHER SPECIAL REVENUE FUNDS

(NON-GAAP BUDGETARY BASIS)

FOR THE YEAR ENDED DECEMBER 31, 2006

PROBATE COURT COMPUTERIZATION	BUDGETED AMOUNTS		ACTUAL AMOUNTS	VARIANCE WITH FINAL BUDGET POSITIVE (NEGATIVE)
	ORIGINAL	FINAL		
REVENUES:				
Fines and forfeitures	\$ 75,000	\$ 75,000	\$ 71,783	\$ (3,217)
TOTAL REVENUES	<u>75,000</u>	<u>75,000</u>	<u>71,783</u>	<u>(3,217)</u>
EXPENDITURES:				
CURRENT:				
JUDICIAL AND PUBLIC SAFETY				
Materials and supplies	7,500	7,500	6,412	1,088
Contractual services	30,710	140,710	135,111	5,599
Operating expenditures	1,000	1,000	431	569
Capital outlay	<u>34,290</u>	<u>34,290</u>	<u>28,648</u>	<u>5,642</u>
TOTAL EXPENDITURES	<u>73,500</u>	<u>183,500</u>	<u>170,602</u>	<u>12,898</u>
EXCESS (DEFICIENCY) OF REVENUES OVER EXPENDITURES	1,500	(108,500)	(98,819)	9,681
EXCESS (DEFICIENCY) OF REVENUES AND OTHER FINANCING SOURCES OVER EXPENDITURES AND OTHER USES	1,500	(108,500)	(98,819)	9,681
FUND BALANCE (DEFICIT) AT BEGINNING OF YEAR	<u>399,113</u>	<u>399,113</u>	<u>399,113</u>	<u>0</u>
FUND BALANCE (DEFICIT) AT END OF YEAR	<u>\$ 400,613</u>	<u>\$ 290,613</u>	<u>\$ 300,294</u>	<u>\$ 9,681</u>

LAKE COUNTY, OHIO

SCHEDULE OF REVENUES, EXPENDITURES AND CHANGES IN FUND BALANCES - BUDGET AND ACTUAL OTHER SPECIAL REVENUE FUNDS

(NON-GAAP BUDGETARY BASIS)

FOR THE YEAR ENDED DECEMBER 31, 2006

PROBATION SUPERVISION FEES	BUDGETED AMOUNTS		ACTUAL AMOUNTS	VARIANCE WITH FINAL BUDGET POSITIVE (NEGATIVE)
	ORIGINAL	FINAL		
REVENUES:				
Fees and charges for services	\$ 30,000	\$ 30,000	\$ 36,800	\$ 6,800
TOTAL REVENUES	<u>30,000</u>	<u>30,000</u>	<u>36,800</u>	<u>6,800</u>
EXPENDITURES:				
CURRENT:				
JUDICIAL AND PUBLIC SAFETY				
Operating expenditures	6,000	6,000	4,415	1,585
Other expenditures	<u>14,000</u>	<u>14,000</u>	<u>11,579</u>	<u>2,421</u>
TOTAL EXPENDITURES	<u>20,000</u>	<u>20,000</u>	<u>15,994</u>	<u>4,006</u>
EXCESS (DEFICIENCY) OF REVENUES OVER EXPENDITURES	10,000	10,000	20,806	10,806
EXCESS (DEFICIENCY) OF REVENUES AND OTHER FINANCING SOURCES OVER EXPENDITURES AND OTHER USES	10,000	10,000	20,806	10,806
FUND BALANCE (DEFICIT) AT BEGINNING OF YEAR	<u>61,408</u>	<u>61,408</u>	<u>61,408</u>	<u>0</u>
FUND BALANCE (DEFICIT) AT END OF YEAR	<u>\$ 71,408</u>	<u>\$ 71,408</u>	<u>\$ 82,214</u>	<u>\$ 10,806</u>

LAKE COUNTY, OHIO

SCHEDULE OF REVENUES, EXPENDITURES AND CHANGES IN FUND BALANCES - BUDGET AND ACTUAL OTHER SPECIAL REVENUE FUNDS

(NON-GAAP BUDGETARY BASIS)

FOR THE YEAR ENDED DECEMBER 31, 2006

JAIL REDUCTION GRANT	BUDGETED AMOUNTS		ACTUAL AMOUNTS	VARIANCE WITH FINAL BUDGET POSITIVE (NEGATIVE)
	ORIGINAL	FINAL		
REVENUES:				
Intergovernmental	\$ 127,497	\$ 127,497	\$ 78,974	\$ (48,523)
TOTAL REVENUES	<u>127,497</u>	<u>127,497</u>	<u>78,974</u>	<u>(48,523)</u>
EXPENDITURES:				
CURRENT:				
JUDICIAL AND PUBLIC SAFETY				
Personal services	3,605	7,805	7,514	291
Materials and supplies	1,594	1,594	138	1,456
Contractual services	121,550	73,550	66,968	6,582
Other expenditures	0	97,745	97,745	0
Fringe benefits and insurance	748	1,219	987	232
Capital outlay	0	2,239	2,239	0
TOTAL EXPENDITURES	<u>127,497</u>	<u>184,152</u>	<u>175,591</u>	<u>8,561</u>
EXCESS (DEFICIENCY) OF REVENUES OVER EXPENDITURES	0	(56,655)	(96,617)	(39,962)
EXCESS (DEFICIENCY) OF REVENUES AND OTHER FINANCING SOURCES OVER EXPENDITURES AND OTHER USES	0	(56,655)	(96,617)	(39,962)
FUND BALANCE (DEFICIT) AT BEGINNING OF YEAR	<u>146,957</u>	<u>146,957</u>	<u>146,957</u>	<u>0</u>
FUND BALANCE (DEFICIT) AT END OF YEAR	<u>\$ 146,957</u>	<u>\$ 90,302</u>	<u>\$ 50,340</u>	<u>\$ (39,962)</u>

LAKE COUNTY, OHIO

SCHEDULE OF REVENUES, EXPENDITURES AND CHANGES IN FUND BALANCES - BUDGET AND ACTUAL OTHER SPECIAL REVENUE FUNDS

(NON-GAAP BUDGETARY BASIS)

FOR THE YEAR ENDED DECEMBER 31, 2006

PROBATE COURT CONDUCT OF BUSINESS	BUDGETED AMOUNTS		ACTUAL AMOUNTS	VARIANCE WITH FINAL BUDGET POSITIVE (NEGATIVE)
	ORIGINAL	FINAL		
REVENUES:				
Fees and charges for services	\$ 1,400	\$ 1,400	\$ 1,324	\$ (76)
TOTAL REVENUES	1,400	1,400	1,324	(76)
EXPENDITURES:				
CURRENT:				
JUDICIAL AND PUBLIC SAFETY				
Other expenditures	750	8,750	725	8,025
TOTAL EXPENDITURES	750	8,750	725	8,025
EXCESS (DEFICIENCY) OF REVENUES OVER EXPENDITURES	650	(7,350)	599	7,949
EXCESS (DEFICIENCY) OF REVENUES AND OTHER FINANCING SOURCES OVER EXPENDITURES AND OTHER USES	650	(7,350)	599	7,949
FUND BALANCE (DEFICIT) AT BEGINNING OF YEAR	8,017	8,017	8,017	0
FUND BALANCE (DEFICIT) AT END OF YEAR	\$ 8,667	\$ 667	\$ 8,616	\$ 7,949

LAKE COUNTY, OHIO

SCHEDULE OF REVENUES, EXPENDITURES AND CHANGES IN FUND BALANCES - BUDGET AND ACTUAL OTHER SPECIAL REVENUE FUNDS

(NON-GAAP BUDGETARY BASIS)

FOR THE YEAR ENDED DECEMBER 31, 2006

PROBATE COURT MEDIATION	BUDGETED AMOUNTS		ACTUAL AMOUNTS	VARIANCE WITH FINAL BUDGET POSITIVE (NEGATIVE)
	ORIGINAL	FINAL		
REVENUES:				
Fees and charges for services	\$ 5,625	\$ 12,625	\$ 13,093	\$ 468
TOTAL REVENUES	<u>5,625</u>	<u>12,625</u>	<u>13,093</u>	<u>468</u>
EXPENDITURES:				
CURRENT:				
JUDICIAL AND PUBLIC SAFETY				
TOTAL EXPENDITURES	<u>0</u>	<u>0</u>	<u>0</u>	<u>0</u>
EXCESS (DEFICIENCY) OF REVENUES OVER EXPENDITURES	5,625	12,625	13,093	468
EXCESS (DEFICIENCY) OF REVENUES AND OTHER FINANCING SOURCES OVER EXPENDITURES AND OTHER USES	5,625	12,625	13,093	468
FUND BALANCE (DEFICIT) AT BEGINNING OF YEAR	<u>14,280</u>	<u>14,280</u>	<u>14,280</u>	<u>0</u>
FUND BALANCE (DEFICIT) AT END OF YEAR	<u>\$ 19,905</u>	<u>\$ 26,905</u>	<u>\$ 27,373</u>	<u>\$ 468</u>

LAKE COUNTY, OHIO

SCHEDULE OF REVENUES, EXPENDITURES AND CHANGES IN FUND BALANCES - BUDGET AND ACTUAL OTHER SPECIAL REVENUE FUNDS

(NON-GAAP BUDGETARY BASIS)

FOR THE YEAR ENDED DECEMBER 31, 2006

TELECOMMUNICATIONS	BUDGETED AMOUNTS		ACTUAL AMOUNTS	VARIANCE WITH FINAL BUDGET POSITIVE (NEGATIVE)
	ORIGINAL	FINAL		
REVENUES:				
Fees and charges for services	\$ 1,251,083	\$ 1,261,156	\$ 1,100,817	\$ (160,339)
Intergovernmental	0	1,018	1,044	26
Miscellaneous	500	3,500	3,672	172
TOTAL REVENUES	<u>1,251,583</u>	<u>1,265,674</u>	<u>1,105,533</u>	<u>(160,141)</u>
EXPENDITURES:				
CURRENT:				
GENERAL GOVERNMENT				
Personal services	281,898	305,702	301,034	4,668
Materials and supplies	231,537	215,037	201,659	13,378
Contractual services	22,300	22,300	21,089	1,211
Operating expenditures	433,581	398,581	395,798	2,783
Other expenditures	7,000	7,000	6,922	78
Fringe benefits and insurance	208,514	207,195	204,915	2,280
Capital outlay	13,033	13,033	13,033	0
TOTAL EXPENDITURES	<u>1,197,863</u>	<u>1,168,848</u>	<u>1,144,450</u>	<u>24,398</u>
EXCESS (DEFICIENCY) OF REVENUES OVER EXPENDITURES	53,720	96,826	(38,917)	(135,743)
OTHER FINANCING SOURCES (USES):				
Sale of capital assets	0	13	13	0
TOTAL OTHER FINANCING SOURCES (USES)	<u>0</u>	<u>13</u>	<u>13</u>	<u>0</u>
EXCESS (DEFICIENCY) OF REVENUES AND OTHER FINANCING SOURCES OVER EXPENDITURES AND OTHER USES	53,720	96,839	(38,904)	(135,743)
FUND BALANCE (DEFICIT) AT BEGINNING OF YEAR	86,580	86,580	86,580	0
Unexpended Prior Year Encumbrances	<u>196</u>	<u>196</u>	<u>196</u>	<u>0</u>
FUND BALANCE (DEFICIT) AT END OF YEAR	<u>\$ 140,496</u>	<u>\$ 183,615</u>	<u>\$ 47,872</u>	<u>\$ (135,743)</u>

LAKE COUNTY, OHIO

SCHEDULE OF REVENUES, EXPENDITURES AND CHANGES IN FUND BALANCES - BUDGET AND ACTUAL OTHER SPECIAL REVENUE FUNDS

(NON-GAAP BUDGETARY BASIS)

FOR THE YEAR ENDED DECEMBER 31, 2006

WIRELESS GOVERNMENT ACCESS	BUDGETED AMOUNTS		ACTUAL AMOUNTS	VARIANCE WITH FINAL BUDGET POSITIVE (NEGATIVE)
	ORIGINAL	FINAL		
REVENUES:				
Fees and charges for services	\$ 400,000	\$ 400,000	\$ 535,682	\$ 135,682
TOTAL REVENUES	400,000	400,000	535,682	135,682
EXPENDITURES:				
CURRENT:				
GENERAL GOVERNMENT				
Contractual services	147,440	26,500	0	26,500
Operating expenditures	57,216	57,216	41,185	16,031
Capital outlay	101,960	101,960	43,487	58,473
TOTAL EXPENDITURES	306,616	185,676	84,672	101,004
EXCESS (DEFICIENCY) OF REVENUES OVER EXPENDITURES	93,384	214,324	451,010	236,686
EXCESS (DEFICIENCY) OF REVENUES AND OTHER FINANCING SOURCES OVER EXPENDITURES AND OTHER USES	93,384	214,324	451,010	236,686
FUND BALANCE (DEFICIT) AT BEGINNING OF YEAR	0	0	0	0
FUND BALANCE (DEFICIT) AT END OF YEAR	\$ 93,384	\$ 214,324	\$ 451,010	\$ 236,686

LAKE COUNTY, OHIO

SCHEDULE OF REVENUES, EXPENDITURES AND CHANGES IN FUND BALANCES - BUDGET AND ACTUAL OTHER SPECIAL REVENUE FUNDS

(NON-GAAP BUDGETARY BASIS)

FOR THE YEAR ENDED DECEMBER 31, 2006

REAL ESTATE ASSESSMENT	BUDGETED AMOUNTS		ACTUAL AMOUNTS	VARIANCE WITH FINAL BUDGET POSITIVE (NEGATIVE)
	ORIGINAL	FINAL		
REVENUES:				
Fees and charges for services	\$ 1,500,000	\$ 2,000,000	\$ 2,060,258	\$ 60,258
Miscellaneous	2,000	7,000	7,212	212
TOTAL REVENUES	<u>1,502,000</u>	<u>2,007,000</u>	<u>2,067,470</u>	<u>60,470</u>
EXPENDITURES:				
CURRENT:				
GENERAL GOVERNMENT				
Personal services	543,000	582,800	582,745	55
Materials and supplies	30,000	31,000	27,887	3,113
Contractual services	602,050	678,150	677,472	678
Operating expenditures	109,700	115,924	79,486	36,438
Other expenditures	3,400	3,445	3,392	53
Fringe benefits and insurance	225,007	225,007	206,891	18,116
Capital outlay	38,000	38,000	36,295	1,705
TOTAL EXPENDITURES	<u>1,551,157</u>	<u>1,674,326</u>	<u>1,614,168</u>	<u>60,158</u>
EXCESS (DEFICIENCY) OF REVENUES OVER EXPENDITURES	(49,157)	332,674	453,302	120,628
OTHER FINANCING SOURCES (USES):				
Sale of capital assets	750	0	0	0
Transfers-out	(200,000)	(100,000)	(100,000)	0
TOTAL OTHER FINANCING SOURCES (USES)	<u>(199,250)</u>	<u>(100,000)</u>	<u>(100,000)</u>	<u>0</u>
EXCESS (DEFICIENCY) OF REVENUES AND OTHER FINANCING SOURCES OVER EXPENDITURES AND OTHER USES	(248,407)	232,674	353,302	120,628
FUND BALANCE (DEFICIT) AT BEGINNING OF YEAR	731,219	731,219	731,219	0
Unexpended Prior Year Encumbrances	<u>51,884</u>	<u>51,884</u>	<u>51,884</u>	<u>0</u>
FUND BALANCE (DEFICIT) AT END OF YEAR	<u>\$ 534,696</u>	<u>\$ 1,015,777</u>	<u>\$ 1,136,405</u>	<u>\$ 120,628</u>

LAKE COUNTY, OHIO

SCHEDULE OF REVENUES, EXPENDITURES AND CHANGES IN FUND BALANCES - BUDGET AND ACTUAL OTHER SPECIAL REVENUE FUNDS

(NON-GAAP BUDGETARY BASIS)

FOR THE YEAR ENDED DECEMBER 31, 2006

TREASURER'S DELINQUENT TAX	BUDGETED AMOUNTS		ACTUAL AMOUNTS	VARIANCE WITH FINAL BUDGET POSITIVE (NEGATIVE)
	ORIGINAL	FINAL		
REVENUES:				
Fees and charges for services	\$ 375,000	\$ 375,000	\$ 413,088	\$ 38,088
TOTAL REVENUES	<u>375,000</u>	<u>375,000</u>	<u>413,088</u>	<u>38,088</u>
EXPENDITURES:				
CURRENT:				
GENERAL GOVERNMENT				
Personal services	227,800	227,800	222,634	5,166
Materials and supplies	12,000	12,000	3,811	8,189
Operating expenditures	45,000	45,000	50	44,950
Other expenditures	10,000	10,000	2,499	7,501
Fringe benefits and insurance	47,810	47,810	45,747	2,063
Capital outlay		7,500	2,943	4,557
TOTAL EXPENDITURES	<u>342,610</u>	<u>350,110</u>	<u>277,684</u>	<u>72,426</u>
EXCESS (DEFICIENCY) OF REVENUES OVER EXPENDITURES	32,390	24,890	135,404	110,514
EXCESS (DEFICIENCY) OF REVENUES AND OTHER FINANCING SOURCES OVER EXPENDITURES AND OTHER USES	32,390	24,890	135,404	110,514
FUND BALANCE (DEFICIT) AT BEGINNING OF YEAR	<u>746,950</u>	<u>746,950</u>	<u>746,950</u>	<u>0</u>
FUND BALANCE (DEFICIT) AT END OF YEAR	<u>\$ 779,340</u>	<u>\$ 771,840</u>	<u>\$ 882,354</u>	<u>\$ 110,514</u>

LAKE COUNTY, OHIO

SCHEDULE OF REVENUES, EXPENDITURES AND CHANGES IN FUND BALANCES - BUDGET AND ACTUAL OTHER SPECIAL REVENUE FUNDS

(NON-GAAP BUDGETARY BASIS)

FOR THE YEAR ENDED DECEMBER 31, 2006

COUNTY RECORDER'S EQUIPMENT	BUDGETED AMOUNTS		ACTUAL AMOUNTS	VARIANCE WITH FINAL BUDGET POSITIVE (NEGATIVE)
	ORIGINAL	FINAL		
REVENUES:				
Fees and charges for services	\$ 206,000	\$ 206,000	\$ 207,348	\$ 1,348
TOTAL REVENUES	<u>206,000</u>	<u>206,000</u>	<u>207,348</u>	<u>1,348</u>
EXPENDITURES:				
CURRENT:				
GENERAL GOVERNMENT				
Contractual services	4,200	4,200	1,256	2,944
Capital outlay	<u>32,782</u>	<u>32,782</u>	<u>14,878</u>	<u>17,904</u>
TOTAL EXPENDITURES	<u>36,982</u>	<u>36,982</u>	<u>16,134</u>	<u>20,848</u>
EXCESS (DEFICIENCY) OF REVENUES OVER EXPENDITURES	169,018	169,018	191,214	22,196
EXCESS (DEFICIENCY) OF REVENUES AND OTHER FINANCING SOURCES OVER EXPENDITURES AND OTHER USES	169,018	169,018	191,214	22,196
FUND BALANCE (DEFICIT) AT BEGINNING OF YEAR	<u>312,704</u>	<u>312,704</u>	<u>312,704</u>	<u>0</u>
FUND BALANCE (DEFICIT) AT END OF YEAR	<u>\$ 481,722</u>	<u>\$ 481,722</u>	<u>\$ 503,918</u>	<u>\$ 22,196</u>

LAKE COUNTY, OHIO

SCHEDULE OF REVENUES, EXPENDITURES AND CHANGES IN FUND BALANCES - BUDGET AND ACTUAL OTHER SPECIAL REVENUE FUNDS

(NON-GAAP BUDGETARY BASIS)

FOR THE YEAR ENDED DECEMBER 31, 2006

HOTEL / MOTEL TAX ADMINISTRATION	BUDGETED AMOUNTS		ACTUAL AMOUNTS	VARIANCE WITH FINAL BUDGET POSITIVE (NEGATIVE)
	ORIGINAL	FINAL		
REVENUES:				
Other taxes	\$ 684,413	\$ 808,413	\$ 848,505	\$ 40,092
Fines and forfeitures	300	300	3,696	3,396
TOTAL REVENUES	<u>684,713</u>	<u>808,713</u>	<u>852,201</u>	<u>43,488</u>
EXPENDITURES:				
CURRENT:				
GENERAL GOVERNMENT				
Personal services	25,350	27,250	26,991	259
Materials and supplies	350	350	78	272
Contractual services	3,313	3,313	2,906	407
Operating expenditures	1,500	1,833	780	1,053
Other expenditures	650,700	791,150	791,113	37
Fringe benefits and insurance	4,569	4,600	4,248	352
Capital outlay	<u>2,500</u>	<u>2,500</u>	<u>2,307</u>	<u>193</u>
TOTAL EXPENDITURES	<u>688,282</u>	<u>830,996</u>	<u>828,423</u>	<u>2,573</u>
EXCESS (DEFICIENCY) OF REVENUES OVER EXPENDITURES	(3,569)	(22,283)	23,778	46,061
EXCESS (DEFICIENCY) OF REVENUES AND OTHER FINANCING SOURCES OVER EXPENDITURES AND OTHER USES	(3,569)	(22,283)	23,778	46,061
FUND BALANCE (DEFICIT) AT BEGINNING OF YEAR	<u>54,195</u>	<u>54,195</u>	<u>54,195</u>	<u>0</u>
FUND BALANCE (DEFICIT) AT END OF YEAR	<u>\$ 50,626</u>	<u>\$ 31,912</u>	<u>\$ 77,973</u>	<u>\$ 46,061</u>

LAKE COUNTY, OHIO

SCHEDULE OF REVENUES, EXPENDITURES AND CHANGES IN FUND BALANCES - BUDGET AND ACTUAL OTHER SPECIAL REVENUE FUNDS

(NON-GAAP BUDGETARY BASIS)

FOR THE YEAR ENDED DECEMBER 31, 2006

GEOGRAPHIC INFORMATION SYSTEM	BUDGETED AMOUNTS		ACTUAL AMOUNTS	VARIANCE WITH FINAL BUDGET POSITIVE (NEGATIVE)
	ORIGINAL	FINAL		
REVENUES:				
Fees and charges for services	\$ 3,000	\$ 3,000	\$ 4,455	\$ 1,455
TOTAL REVENUES	3,000	3,000	4,455	1,455
EXPENDITURES:				
CURRENT:				
GENERAL GOVERNMENT				
Personal services	179,577	184,877	184,773	104
Materials and supplies	5,861	5,861	4,330	1,531
Contractual services	20,000	15,000	12,229	2,771
Operating expenditures	5,000	10,000	6,902	3,098
Other expenditures	2,000	2,000	882	1,118
Fringe benefits and insurance	69,247	70,082	70,002	80
Capital outlay	3,639	15,616	14,702	914
TOTAL EXPENDITURES	285,324	303,436	293,820	9,616
EXCESS (DEFICIENCY) OF REVENUES OVER EXPENDITURES	(282,324)	(300,436)	(289,365)	11,071
OTHER FINANCING SOURCES (USES):				
Transfers-in	300,000	300,000	300,000	0
TOTAL OTHER FINANCING SOURCES (USES)	300,000	300,000	300,000	0
EXCESS (DEFICIENCY) OF REVENUES AND OTHER FINANCING SOURCES OVER EXPENDITURES AND OTHER USES	17,676	(436)	10,635	11,071
FUND BALANCE (DEFICIT) AT BEGINNING OF YEAR	77,824	77,824	77,824	0
FUND BALANCE (DEFICIT) AT END OF YEAR	\$ 95,500	\$ 77,388	\$ 88,459	\$ 11,071

LAKE COUNTY, OHIO

SCHEDULE OF REVENUES, EXPENDITURES AND CHANGES IN FUND BALANCES - BUDGET AND ACTUAL OTHER SPECIAL REVENUE FUNDS

(NON-GAAP BUDGETARY BASIS)

FOR THE YEAR ENDED DECEMBER 31, 2006

BOARD OF ELECTIONS VOTER EDUCATION AND POLLWORKER TRAINING	BUDGETED AMOUNTS		ACTUAL AMOUNTS	VARIANCE WITH FINAL BUDGET POSITIVE (NEGATIVE)
	ORIGINAL	FINAL		
REVENUES:				
TOTAL REVENUES	\$ 0	\$ 0	\$ 0	\$ 0
EXPENDITURES:				
CURRENT:				
GENERAL GOVERNMENT				
Operating expenditures	0	28,686	28,686	0
Capital outlay	0	17,595	17,595	0
TOTAL EXPENDITURES	0	46,281	46,281	0
EXCESS (DEFICIENCY) OF REVENUES OVER EXPENDITURES	0	(46,281)	(46,281)	0
EXCESS (DEFICIENCY) OF REVENUES AND OTHER FINANCING SOURCES OVER EXPENDITURES AND OTHER USES	0	(46,281)	(46,281)	0
FUND BALANCE (DEFICIT) AT BEGINNING OF YEAR	46,281	46,281	46,281	0
FUND BALANCE (DEFICIT) AT END OF YEAR	\$ 46,281	\$ 0	\$ 0	\$ 0

LAKE COUNTY, OHIO

SCHEDULE OF REVENUES, EXPENDITURES AND CHANGES IN FUND BALANCES - BUDGET AND ACTUAL OTHER SPECIAL REVENUE FUNDS

(NON-GAAP BUDGETARY BASIS)

FOR THE YEAR ENDED DECEMBER 31, 2006

HOME PROGRAM	BUDGETED AMOUNTS		ACTUAL AMOUNTS	VARIANCE WITH FINAL BUDGET POSITIVE (NEGATIVE)
	ORIGINAL	FINAL		
REVENUES:				
Intergovernmental	\$ 515,000	\$ 665,000	\$ 727,361	\$ 62,361
Miscellaneous	10,000	24,382	25,861	1,479
TOTAL REVENUES	<u>525,000</u>	<u>689,382</u>	<u>753,222</u>	<u>63,840</u>
EXPENDITURES:				
CURRENT:				
COMMUNITY AND ECONOMIC DEVELOPMENT				
Contractual services	471,500	715,882	704,727	11,155
Operating expenditures	51,500	31,500	24,113	7,387
Capital outlay	2,000	0	0	0
TOTAL EXPENDITURES	<u>525,000</u>	<u>747,382</u>	<u>728,840</u>	<u>18,542</u>
EXCESS (DEFICIENCY) OF REVENUES OVER EXPENDITURES	0	(58,000)	24,382	82,382
EXCESS (DEFICIENCY) OF REVENUES AND OTHER FINANCING SOURCES OVER EXPENDITURES AND OTHER USES	0	(58,000)	24,382	82,382
FUND BALANCE (DEFICIT) AT BEGINNING OF YEAR	<u>99,629</u>	<u>99,629</u>	<u>99,629</u>	<u>0</u>
FUND BALANCE (DEFICIT) AT END OF YEAR	<u>\$ 99,629</u>	<u>\$ 41,629</u>	<u>\$ 124,011</u>	<u>\$ 82,382</u>

LAKE COUNTY, OHIO

SCHEDULE OF REVENUES, EXPENDITURES AND CHANGES IN FUND BALANCES - BUDGET AND ACTUAL OTHER SPECIAL REVENUE FUNDS

(NON-GAAP BUDGETARY BASIS)

FOR THE YEAR ENDED DECEMBER 31, 2006

COASTAL FEASIBILITY STUDY	BUDGETED AMOUNTS		ACTUAL AMOUNTS	VARIANCE WITH FINAL BUDGET POSITIVE (NEGATIVE)
	ORIGINAL	FINAL		
REVENUES:				
Miscellaneous	\$ 6,000	\$ 7,750	\$ 7,750	\$ 0
TOTAL REVENUES	6,000	7,750	7,750	0
EXPENDITURES:				
CURRENT:				
COMMUNITY AND ECONOMIC DEVELOPMENT				
Contractual services	6,858	20,000	20,000	0
Other expenditures	0	1,750	709	1,041
TOTAL EXPENDITURES	6,858	21,750	20,709	1,041
EXCESS (DEFICIENCY) OF REVENUES OVER EXPENDITURES	(858)	(14,000)	(12,959)	1,041
OTHER FINANCING SOURCES (USES):				
Transfers-in	0	11,398	11,398	0
TOTAL OTHER FINANCING SOURCES (USES)	0	11,398	11,398	0
EXCESS (DEFICIENCY) OF REVENUES AND OTHER FINANCING SOURCES OVER EXPENDITURES AND OTHER USES	(858)	(2,602)	(1,561)	1,041
FUND BALANCE (DEFICIT) AT BEGINNING OF YEAR	2,602	2,602	2,602	0
FUND BALANCE (DEFICIT) AT END OF YEAR	\$ 1,744	\$ 0	\$ 1,041	\$ 1,041

LAKE COUNTY, OHIO

SCHEDULE OF REVENUES, EXPENDITURES AND CHANGES IN FUND BALANCES - BUDGET AND ACTUAL OTHER SPECIAL REVENUE FUNDS

(NON-GAAP BUDGETARY BASIS)

FOR THE YEAR ENDED DECEMBER 31, 2006

CLEAN OHIO GRANT	BUDGETED AMOUNTS		ACTUAL AMOUNTS	VARIANCE WITH FINAL BUDGET POSITIVE (NEGATIVE)
	ORIGINAL	FINAL		
REVENUES:				
Intergovernmental	\$ 1,174,226	\$ 1,174,226	\$ 1,024,226	\$ (150,000)
TOTAL REVENUES	<u>1,174,226</u>	<u>1,174,226</u>	<u>1,024,226</u>	<u>(150,000)</u>
EXPENDITURES:				
CURRENT:				
COMMUNITY AND ECONOMIC DEVELOPMENT				
Contractual services	<u>1,174,226</u>	<u>1,024,226</u>	<u>1,024,226</u>	<u>0</u>
TOTAL EXPENDITURES	<u>1,174,226</u>	<u>1,024,226</u>	<u>1,024,226</u>	<u>0</u>
EXCESS (DEFICIENCY) OF REVENUES OVER EXPENDITURES	0	150,000	0	(150,000)
EXCESS (DEFICIENCY) OF REVENUES AND OTHER FINANCING SOURCES OVER EXPENDITURES AND OTHER USES	0	150,000	0	(150,000)
FUND BALANCE (DEFICIT) AT BEGINNING OF YEAR	<u>0</u>	<u>0</u>	<u>0</u>	<u>0</u>
FUND BALANCE (DEFICIT) AT END OF YEAR	<u>\$ 0</u>	<u>\$ 150,000</u>	<u>\$ 0</u>	<u>\$ (150,000)</u>

LAKE COUNTY, OHIO

SCHEDULE OF REVENUES, EXPENDITURES AND CHANGES IN FUND BALANCES - BUDGET AND ACTUAL OTHER SPECIAL REVENUE FUNDS

(NON-GAAP BUDGETARY BASIS)

FOR THE YEAR ENDED DECEMBER 31, 2006

COMMUNITY DEVELOPMENT BLOCK GRANT	BUDGETED AMOUNTS		ACTUAL AMOUNTS	VARIANCE WITH FINAL BUDGET POSITIVE (NEGATIVE)
	ORIGINAL	FINAL		
REVENUES:				
Intergovernmental	\$ 29,212	\$ 1,357,097	\$ 1,357,752	\$ 655
Miscellaneous	20,000	30,500	14,111	(16,389)
TOTAL REVENUES	<u>49,212</u>	<u>1,387,597</u>	<u>1,371,863</u>	<u>(15,734)</u>
EXPENDITURES:				
CURRENT:				
COMMUNITY AND ECONOMIC DEVELOPMENT				
Other expenditures	49,212	1,383,988	1,367,145	16,843
TOTAL EXPENDITURES	<u>49,212</u>	<u>1,383,988</u>	<u>1,367,145</u>	<u>16,843</u>
EXCESS (DEFICIENCY) OF REVENUES OVER EXPENDITURES	0	3,609	4,718	1,109
EXCESS (DEFICIENCY) OF REVENUES AND OTHER FINANCING SOURCES OVER EXPENDITURES AND OTHER USES	0	3,609	4,718	1,109
FUND BALANCE (DEFICIT) AT BEGINNING OF YEAR	<u>0</u>	<u>0</u>	<u>0</u>	<u>0</u>
FUND BALANCE (DEFICIT) AT END OF YEAR	<u>\$ 0</u>	<u>\$ 3,609</u>	<u>\$ 4,718</u>	<u>\$ 1,109</u>

LAKE COUNTY, OHIO

NONMAJOR DEBT SERVICE

The debt service funds are used to account for the accumulation of resources and payment of general obligation and special assessment bond principal, interest, and related costs.

JAIL BOND RETIREMENT: This fund is used to account for the retirement of debt used to finance the construction of the County Detention Facility. The retirement of this debt is funded through operating transfers from the General Fund.

COUNTY FACILITIES BOND RETIREMENT: This fund is used to account for the retirement of debt used to finance the construction of County facilities. The retirement of this debt is funded through operating transfers from various County funds.

LAKE COUNTY, OHIO

COMBINING BALANCE SHEET NONMAJOR DEBT SERVICE FUNDS

DECEMBER 31, 2006

	JAIL BOND RETIREMENT	COUNTY FACILITIES BOND RETIREMENT	TOTALS
ASSETS:			
Equity in pooled cash and cash equivalents	\$	\$	\$ 0
Receivables:			
Special assessments			0
TOTAL ASSETS	\$ 0	\$ 0	\$ 0
LIABILITIES:			
Deferred revenue	\$	\$	\$ 0
TOTAL LIABILITIES	0	0	0
FUND BALANCES:			
Reserved for debt service			0
TOTAL FUND BALANCES	0	0	0
TOTAL LIABILITIES AND FUND BALANCES	\$ 0	\$ 0	\$ 0

LAKE COUNTY, OHIO

COMBINING STATEMENT OF REVENUES, EXPENDITURES AND CHANGES IN FUND BALANCES NONMAJOR DEBT SERVICE FUNDS

FOR THE YEAR ENDED DECEMBER 31, 2006

	JAIL BOND RETIREMENT	COUNTY FACILITIES BOND RETIREMENT	TOTALS
REVENUES:			
Special assessments	\$ _____	\$ _____	\$ _____ 0
TOTAL REVENUES	0	0	0
EXPENDITURES:			
Debt service:			
Principal	655,000	1,555,000	2,210,000
Interest and fiscal charges	<u>265,275</u>	<u>1,033,470</u>	<u>1,298,745</u>
TOTAL EXPENDITURES	920,275	2,588,470	3,508,745
EXCESS (DEFICIENCY) OF REVENUES OVER EXPENDITURES	(920,275)	(2,588,470)	(3,508,745)
OTHER FINANCING SOURCES (USES):			
Proceeds of bonds			0
Premium on debt			0
Transfers-in	<u>920,275</u>	<u>2,588,470</u>	<u>3,508,745</u>
TOTAL OTHER FINANCING SOURCES USES	920,275	2,588,470	3,508,745
NET CHANGE IN FUND BALANCES	0	0	0
FUND BALANCE (DEFICIT) AT BEGINNING OF YEAR	<u>0</u>	<u>0</u>	<u>0</u>
FUND BALANCE (DEFICIT) AT END OF YEAR	<u>\$ 0</u>	<u>\$ 0</u>	<u>\$ 0</u>

LAKE COUNTY, OHIO

SCHEDULE OF REVENUES, EXPENDITURES AND CHANGES IN FUND BALANCES - BUDGET AND ACTUAL MAJOR DEBT SERVICE FUND

(NON-GAAP BUDGETARY BASIS)

FOR THE YEAR ENDED DECEMBER 31, 2006

SPECIAL ASSESSMENT DEBT SERVICE	BUDGETED AMOUNTS		ACTUAL AMOUNTS	VARIANCE WITH FINAL BUDGET POSITIVE (NEGATIVE)
	ORIGINAL	FINAL		
REVENUES:				
Special assessments	\$ 898,818	\$ 898,818	\$ 972,177	\$ 73,359
TOTAL REVENUES	<u>898,818</u>	<u>898,818</u>	<u>972,177</u>	<u>73,359</u>
EXPENDITURES:				
Debt service:				
Principal	517,350	537,350	537,350	0
Interest and fiscal charges	<u>392,143</u>	<u>424,853</u>	<u>424,851</u>	<u>2</u>
TOTAL EXPENDITURES	<u>909,493</u>	<u>962,203</u>	<u>962,201</u>	<u>2</u>
EXCESS (DEFICIENCY) OF REVENUES OVER EXPENDITURES	(10,675)	(63,385)	9,976	73,361
OTHER FINANCING SOURCES (USES):				
TOTAL OTHER FINANCING SOURCES (USES)	<u>0</u>	<u>0</u>	<u>0</u>	<u>0</u>
EXCESS (DEFICIENCY) OF REVENUES AND OTHER FINANCING SOURCES OVER EXPENDITURES AND OTHER USES	(10,675)	(63,385)	9,976	73,361
FUND BALANCE (DEFICIT) AT BEGINNING OF YEAR	<u>1,752,908</u>	<u>1,752,908</u>	<u>1,752,908</u>	<u>0</u>
FUND BALANCE (DEFICIT) AT END OF YEAR	<u>\$ 1,742,233</u>	<u>\$ 1,689,523</u>	<u>\$ 1,762,884</u>	<u>\$ 73,361</u>

LAKE COUNTY, OHIO

SCHEDULE OF REVENUES, EXPENDITURES AND CHANGES IN FUND BALANCES - BUDGET AND ACTUAL NONMAJOR DEBT SERVICE FUNDS

(NON-GAAP BUDGETARY BASIS)

FOR THE YEAR ENDED DECEMBER 31, 2006

JAIL BOND RETIREMENT	BUDGETED AMOUNTS		ACTUAL AMOUNTS	VARIANCE WITH FINAL BUDGET POSITIVE (NEGATIVE)
	ORIGINAL	FINAL		
REVENUES:				
TOTAL REVENUES	\$ 0	\$ 0	\$ 0	\$ 0
EXPENDITURES:				
Debt service:				
Principal	655,000	655,000	655,000	0
Interest and fiscal charges	265,275	265,275	265,275	0
TOTAL EXPENDITURES	920,275	920,275	920,275	0
EXCESS (DEFICIENCY) OF REVENUES OVER EXPENDITURES	(920,275)	(920,275)	(920,275)	0
OTHER FINANCING SOURCES (USES):				
Transfers-in	920,275	920,275	920,275	0
TOTAL OTHER FINANCING SOURCES (USES)	920,275	920,275	920,275	0
EXCESS (DEFICIENCY) OF REVENUES AND OTHER FINANCING SOURCES OVER EXPENDITURES AND OTHER USES	0	0	0	0
FUND BALANCE (DEFICIT) AT BEGINNING OF YEAR	0	0	0	0
FUND BALANCE (DEFICIT) AT END OF YEAR	\$ 0	\$ 0	\$ 0	\$ 0

LAKE COUNTY, OHIO

SCHEDULE OF REVENUES, EXPENDITURES AND CHANGES IN FUND BALANCES - BUDGET AND ACTUAL NONMAJOR DEBT SERVICE FUNDS

(NON-GAAP BUDGETARY BASIS)

FOR THE YEAR ENDED DECEMBER 31, 2006

COUNTY FACILITIES BOND RETIREMENT	BUDGETED AMOUNTS		ACTUAL AMOUNTS	VARIANCE WITH FINAL BUDGET POSITIVE (NEGATIVE)
	ORIGINAL	FINAL		
REVENUES:				
TOTAL REVENUES	\$ 0	\$ 0	\$ 0	\$ 0
EXPENDITURES:				
Debt service:				
Principal	1,580,000	1,555,000	1,555,000	0
Interest and fiscal charges	1,037,975	1,033,470	1,033,470	0
TOTAL EXPENDITURES	2,617,975	2,588,470	2,588,470	0
EXCESS (DEFICIENCY) OF REVENUES OVER EXPENDITURES	(2,617,975)	(2,588,470)	(2,588,470)	0
OTHER FINANCING SOURCES (USES):				
Transfers-in	2,617,975	2,588,470	2,588,470	0
TOTAL OTHER FINANCING SOURCES (USES)	2,617,975	2,588,470	2,588,470	0
EXCESS (DEFICIENCY) OF REVENUES AND OTHER FINANCING SOURCES OVER EXPENDITURES AND OTHER USES	0	0	0	0
FUND BALANCE (DEFICIT) AT BEGINNING OF YEAR	0	0	0	0
FUND BALANCE (DEFICIT) AT END OF YEAR	\$ 0	\$ 0	\$ 0	\$ 0

LAKE COUNTY, OHIO

NONMAJOR CAPITAL PROJECT FUNDS

The Capital Project Funds are used to account for financial resources to be used for the acquisition, construction or improvement of major capital facilities and other capital assets (other than those financed by the proprietary funds).

PERMANENT IMPROVEMENT FUND: This fund accounts for costs of minor building, remodeling and rehabilitation projects that are not accounted for in a separate fund within this capital projects fund type. Its primary source of revenue is operating transfers from the General Fund.

M.R. & D.D. BOARD CAPITAL IMPROVEMENT: This fund accounts for all capital-related expenditures of the Mental Retardation and Developmental Disabilities Board including the remodeling of and additions to board facilities. Financing is provided through transfers from the Board's special revenue operating fund.

DOG SHELTER RENOVATION: This fund will account for construction costs incurred in the renovation of a new County Dog Shelter or for the purchase of a new facility. Financing is currently provided by donations from pet owners and other sources to the County Dog Warden.

800 MHZ TOWER REPLACEMENT: This fund accounts for the financing and costs associated with the construction of a replacement telecommunications tower. Financing is provided by fees charged to telecommunications users who utilize the tower for transmission of their service to end users.

COURTHOUSE WEST ANNEX RENOVATION: This fund accounts for improvements to the Courthouse Annex Building. Funding is currently provided by the General Fund.

ENGINEER'S OFFICE CONSTRUCTION: This fund will account for construction costs incurred in constructing a new facility for the County Engineer's Office. Previous financing has been provided from transfers from the General Fund.

COURTHOUSE RENOVATION: This fund accounts for construction costs incurred in the renovation of the Lake County Courthouse. Financing was previously provided by transfers from the General Fund and General Obligation Notes.

153 EAST ERIE STREET RENOVATION: This fund will account for renovation costs incurred for a County-owned building purchased in 2001. It has not been determined yet which departments will be relocated to this building. Funding is currently provided from transfers from the General Fund.

LAKE COUNTY, OHIO

NONMAJOR CAPITAL PROJECT FUNDS (CONTINUED)

AUDITOR'S AND TREASURER'S RENOVATIONS: This fund accounts for construction costs incurred in the renovation of the offices of the County Auditor and the County Treasurer. Financing has been provided by the issuance of general obligation bonds.

LAKE ROAD IMPROVEMENT: This fund accounts for road improvements to Lake Road in Madison Township

DETENTION FACILITY IMPROVEMENTS: This fund accounts for building improvements being performed at the County's Jail.

BOARD OF ELECTIONS EQUIPMENT: This fund accounts for the purchase of voting equipment and software which was funded by a Federal grant.

LAKE COUNTY, OHIO

COMBINING BALANCE SHEET NONMAJOR CAPITAL PROJECTS FUNDS

DECEMBER 31, 2006

	PERMANENT IMPROVEMENT	MR & DD BOARD CAPITAL IMPROVEMENT	DOG SHELTER RENOVATION	800 MHZ TOWER REPLACEMENT	COURT- HOUSE WEST ANNEX RENO- VATION
ASSETS:					
Equity in pooled cash and cash equivalents	\$ 1,885,242	\$ 6,907,129	\$ 1,200,906	\$ 757,029	\$
Receivables:					
Accounts			500		
Due from other funds	163,081				
Prepaid items				1,133	
TOTAL ASSETS	<u>2,048,323</u>	<u>6,907,129</u>	<u>1,201,406</u>	<u>758,162</u>	<u>0</u>
LIABILITIES:					
Accounts payable	25,519	21,559	213,960		
Due to other funds	8,200	165			
Accrued interest payable			41,063		
Notes payable			1,500,000		
TOTAL LIABILITIES	<u>33,719</u>	<u>21,724</u>	<u>1,755,023</u>	<u>0</u>	<u>0</u>
FUND BALANCES:					
Reserved for encumbrances	629,976	1,915	662,977		
Reserved for prepaids				1,133	
Unreserved/undesignated	<u>1,384,628</u>	<u>6,883,490</u>	<u>(1,216,594)</u>	<u>757,029</u>	
TOTAL FUND BALANCES	<u>2,014,604</u>	<u>6,885,405</u>	<u>(553,617)</u>	<u>758,162</u>	<u>0</u>
TOTAL LIABILITIES AND FUND BALANCES	<u>\$ 2,048,323</u>	<u>\$ 6,907,129</u>	<u>\$ 1,201,406</u>	<u>\$ 758,162</u>	<u>\$ 0</u>

ENGINEER'S OFFICE CONSTRUCTION	COURT- HOUSE RENO- VATION	153 EAST ERIE STREET RENO- VATION	AUDITOR'S & TREASURER'S RENO- VATION	LAKE ROAD IMPROVE- MENT	DETENTION FACILITY IMPROVE- MENTS	BOARD OF ELECTIONS EQUIPMENT	TOTALS
\$ 40,250	\$ 1,161,895	\$ 185,651	\$ 911,913	\$ 971,399	\$	\$	\$ 14,021,414
			1,300				1,800
							163,081
							1,133
<u>40,250</u>	<u>1,161,895</u>	<u>185,651</u>	<u>913,213</u>	<u>971,399</u>	<u>0</u>	<u>0</u>	<u>14,187,428</u>
				879,093			1,140,131
							8,365
							41,063
							1,500,000
0	0	0	0	879,093	0	0	2,689,559
	79,346			72,150			1,446,364
40,250	1,082,549	185,651	913,213	20,156			1,133
<u>40,250</u>	<u>1,082,549</u>	<u>185,651</u>	<u>913,213</u>	<u>20,156</u>			<u>10,050,372</u>
40,250	1,161,895	185,651	913,213	92,306	0	0	11,497,869
<u>40,250</u>	<u>1,161,895</u>	<u>185,651</u>	<u>913,213</u>	<u>971,399</u>	<u>0</u>	<u>0</u>	<u>14,187,428</u>

LAKE COUNTY, OHIO

COMBINING STATEMENT OF REVENUES, EXPENDITURES AND CHANGES IN FUND BALANCES NONMAJOR CAPITAL PROJECTS FUNDS

FOR THE YEAR ENDED DECEMBER 31, 2006

	PERMANENT IMPROVEMENT	MR & DD BOARD CAPITAL IMPROVEMENT	DOG SHELTER RENOVATION	800 MHZ TOWER REPLACEMENT	COURT- HOUSE WEST ANNEX RENO- VATION
REVENUES:					
Charges for services	\$	\$	\$	\$ 139,839	\$
Intergovernmental					
Miscellaneous	193,022		14,571		
TOTAL REVENUES	193,022	0	14,571	139,839	0
EXPENDITURES:					
Capital outlay	661,554	334,307	1,343,459	3,084	
Debt service:					
Interest and fiscal charges			41,063		
TOTAL EXPENDITURES	661,554	334,307	1,384,522	3,084	0
EXCESS (DEFICIENCY) OF REVENUES OVER EXPENDITURES	(468,532)	(334,307)	(1,369,951)	136,755	0
OTHER FINANCING SOURCES (USES):					
Transfers-in	300,000	6,562,824	110,959		
Transfers-out					(4,129)
TOTAL OTHER FINANCING SOURCES (USES)	300,000	6,562,824	110,959	0	(4,129)
NET CHANGE IN FUND BALANCES	(168,532)	6,228,517	(1,258,992)	136,755	(4,129)
FUND BALANCE (DEFICIT) AT BEGINNING OF YEAR	2,183,136	656,888	705,375	\$ 621,407	\$ 4,129
FUND BALANCE (DEFICIT) AT END OF YEAR	\$ 2,014,604	\$ 6,885,405	\$ (553,617)	\$ 758,162	\$ 0

ENGINEER'S OFFICE CONSTRUCTION	COURT- HOUSE RENO- VATION	153 EAST ERIE STREET RENO- VATION	AUDITOR'S & TREASURER'S RENO- VATION	LAKE ROAD IMPROVE- MENT	DETENTION FACILITY IMPROVE- MENTS	BOARD OF ELECTIONS EQUIPMENT	TOTALS
\$	\$	\$	\$	\$	\$	\$	\$
			1,300	20,157		2,213,147	139,839
							2,213,147
							229,050
0	0	0	1,300	20,157	0	2,213,147	2,582,036
	247,489		86,571	1,252,120	1	2,215,568	6,144,153
							41,063
0	247,489	0	86,571	1,252,120	1	2,215,568	6,185,216
0	(247,489)	0	(85,271)	(1,231,963)	(1)	(2,421)	(3,603,180)
				1,324,269			8,298,052
					(11,281)		(15,410)
0	0	0	0	1,324,269	(11,281)	0	8,282,642
0	(247,489)	0	(85,271)	92,306	(11,282)	(2,421)	4,679,462
\$ 40,250	\$ 1,409,384	\$ 185,651	\$ 998,484	\$ 0	\$ 11,282	\$ 2,421	6,818,407
\$ 40,250	\$ 1,161,895	\$ 185,651	\$ 913,213	\$ 92,306	\$ 0	\$ 0	\$ 11,497,869

LAKE COUNTY, OHIO

SCHEDULE OF REVENUES, EXPENDITURES AND CHANGES IN FUND BALANCES - BUDGET AND ACTUAL CAPITAL PROJECT FUNDS

(NON-GAAP BUDGETARY BASIS)

FOR THE YEAR ENDED DECEMBER 31, 2006

PERMANENT IMPROVEMENT	BUDGETED AMOUNTS		ACTUAL AMOUNTS	VARIANCE WITH FINAL BUDGET POSITIVE (NEGATIVE)
	ORIGINAL	FINAL		
REVENUES:				
Miscellaneous	\$ 0	\$ 123,635	\$ 193,022	\$ 69,387
TOTAL REVENUES	0	123,635	193,022	69,387
EXPENDITURES:				
Capital outlay	2,390,000	1,309,100	1,234,911	74,189
TOTAL EXPENDITURES	2,390,000	1,309,100	1,234,911	74,189
EXCESS (DEFICIENCY) OF REVENUES OVER EXPENDITURES	(2,390,000)	(1,185,465)	(1,041,889)	143,576
OTHER FINANCING SOURCES (USES):				
Transfers-in	420,535	300,000	300,000	0
TOTAL OTHER FINANCING SOURCES (USES)	420,535	300,000	300,000	0
EXCESS (DEFICIENCY) OF REVENUES AND OTHER FINANCING SOURCES OVER EXPENDITURES AND OTHER USES	(1,969,465)	(885,465)	(741,889)	143,576
FUND BALANCE (DEFICIT) AT BEGINNING OF YEAR	1,969,466	1,969,466	1,969,466	0
Unexpended Prior Year Encumbrances	25,746	25,746	25,746	0
FUND BALANCE (DEFICIT) AT END OF YEAR	\$ 25,747	\$ 1,109,747	\$ 1,253,323	\$ 143,576

LAKE COUNTY, OHIO

SCHEDULE OF REVENUES, EXPENDITURES AND CHANGES IN FUND BALANCES - BUDGET AND ACTUAL CAPITAL PROJECT FUNDS

(NON-GAAP BUDGETARY BASIS)

FOR THE YEAR ENDED DECEMBER 31, 2006

BOARD OF MENTAL RETARDATION AND DEVELOPMENTAL DISABILITIES CAPITAL IMPROVEMENT	BUDGETED AMOUNTS		ACTUAL AMOUNTS	VARIANCE WITH FINAL BUDGET POSITIVE (NEGATIVE)
	ORIGINAL	FINAL		
REVENUES:				
TOTAL REVENUES	\$ 0	\$ 0	\$ 0	\$ 0
EXPENDITURES:				
Capital outlay	1,276,770	451,770	332,157	119,613
TOTAL EXPENDITURES	1,276,770	451,770	332,157	119,613
EXCESS (DEFICIENCY) OF REVENUES OVER EXPENDITURES	(1,276,770)	(451,770)	(332,157)	119,613
OTHER FINANCING SOURCES (USES):				
Transfers-in	866,676	6,366,676	6,562,824	196,148
TOTAL OTHER FINANCING SOURCES (USES)	866,676	6,366,676	6,562,824	196,148
EXCESS (DEFICIENCY) OF REVENUES AND OTHER FINANCING SOURCES OVER EXPENDITURES AND OTHER USES	(410,094)	5,914,906	6,230,667	315,761
FUND BALANCE (DEFICIT) AT BEGINNING OF YEAR	657,388	657,388	657,388	0
FUND BALANCE (DEFICIT) AT END OF YEAR	\$ 247,294	\$ 6,572,294	\$ 6,888,055	\$ 315,761

LAKE COUNTY, OHIO

SCHEDULE OF REVENUES, EXPENDITURES AND CHANGES IN FUND BALANCES - BUDGET AND ACTUAL CAPITAL PROJECT FUNDS

(NON-GAAP BUDGETARY BASIS)

FOR THE YEAR ENDED DECEMBER 31, 2006

DOG SHELTER RENOVATION	BUDGETED AMOUNTS		ACTUAL AMOUNTS	VARIANCE WITH FINAL BUDGET POSITIVE (NEGATIVE)
	ORIGINAL	FINAL		
REVENUES:				
Miscellaneous	\$ 22,000	\$ 29,205	\$ 14,226	\$ (14,979)
TOTAL REVENUES	<u>22,000</u>	<u>29,205</u>	<u>14,226</u>	<u>(14,979)</u>
EXPENDITURES:				
Capital outlay	<u>550,000</u>	<u>1,985,483</u>	<u>1,964,623</u>	<u>20,860</u>
TOTAL EXPENDITURES	<u>550,000</u>	<u>1,985,483</u>	<u>1,964,623</u>	<u>20,860</u>
EXCESS (DEFICIENCY) OF REVENUES OVER EXPENDITURES	(528,000)	(1,956,278)	(1,950,397)	5,881
OTHER FINANCING SOURCES (USES):				
Proceeds of notes		1,500,000	1,500,000	0
Transfers-in	<u>50,000</u>	<u>110,900</u>	<u>110,959</u>	<u>59</u>
TOTAL OTHER FINANCING SOURCES (USES)	<u>50,000</u>	<u>1,610,900</u>	<u>1,610,959</u>	<u>59</u>
EXCESS (DEFICIENCY) OF REVENUES AND OTHER FINANCING SOURCES OVER EXPENDITURES AND OTHER USES	(478,000)	(345,378)	(339,438)	5,940
FUND BALANCE (DEFICIT) AT BEGINNING OF YEAR	663,722	663,722	663,722	0
Unexpended Prior Year Encumbrances	<u>815</u>	<u>815</u>	<u>815</u>	<u>0</u>
FUND BALANCE (DEFICIT) AT END OF YEAR	<u>\$ 186,537</u>	<u>\$ 319,159</u>	<u>\$ 325,099</u>	<u>\$ 5,940</u>

LAKE COUNTY, OHIO

SCHEDULE OF REVENUES, EXPENDITURES AND CHANGES IN FUND BALANCES - BUDGET AND ACTUAL CAPITAL PROJECT FUNDS

(NON-GAAP BUDGETARY BASIS)

FOR THE YEAR ENDED DECEMBER 31, 2006

800 MHZ TOWER REPLACEMENT	BUDGETED AMOUNTS		ACTUAL AMOUNTS	VARIANCE WITH FINAL BUDGET POSITIVE (NEGATIVE)
	ORIGINAL	FINAL		
REVENUES:				
Charges for services	\$ 137,500	\$ 137,500	\$ 143,094	\$ 5,594
TOTAL REVENUES	<u>137,500</u>	<u>137,500</u>	<u>143,094</u>	<u>5,594</u>
EXPENDITURES:				
Capital outlay	<u>3,000</u>	<u>3,434</u>	<u>3,434</u>	<u>0</u>
TOTAL EXPENDITURES	<u>3,000</u>	<u>3,434</u>	<u>3,434</u>	<u>0</u>
EXCESS (DEFICIENCY) OF REVENUES OVER EXPENDITURES	134,500	134,066	139,660	5,594
EXCESS (DEFICIENCY) OF REVENUES AND OTHER FINANCING SOURCES OVER EXPENDITURES AND OTHER USES	134,500	134,066	139,660	5,594
FUND BALANCE (DEFICIT) AT BEGINNING OF YEAR	<u>617,369</u>	<u>617,369</u>	<u>617,369</u>	<u>0</u>
FUND BALANCE (DEFICIT) AT END OF YEAR	<u>\$ 751,869</u>	<u>\$ 751,435</u>	<u>\$ 757,029</u>	<u>\$ 5,594</u>

LAKE COUNTY, OHIO

SCHEDULE OF REVENUES, EXPENDITURES AND CHANGES IN FUND BALANCES - BUDGET AND ACTUAL CAPITAL PROJECT FUNDS

(NON-GAAP BUDGETARY BASIS)

FOR THE YEAR ENDED DECEMBER 31, 2006

COURTHOUSE WEST ANNEX RENOVATIONS	BUDGETED AMOUNTS		ACTUAL AMOUNTS	VARIANCE WITH FINAL BUDGET POSITIVE (NEGATIVE)
	ORIGINAL	FINAL		
REVENUES:				
TOTAL REVENUES	\$ 0	\$ 0	\$ 0	\$ 0
EXPENDITURES:				
Capital outlay	6,060	2,060		2,060
TOTAL EXPENDITURES	6,060	2,060	0	2,060
EXCESS (DEFICIENCY) OF REVENUES OVER EXPENDITURES	(6,060)	(2,060)	0	2,060
OTHER FINANCING SOURCES (USES):				
Transfers-in	1,932	1,932		(1,932)
Transfers-out		(4,129)	(4,129)	0
TOTAL OTHER FINANCING SOURCES (USES)	1,932	(2,197)	(4,129)	(1,932)
EXCESS (DEFICIENCY) OF REVENUES AND OTHER FINANCING SOURCES OVER EXPENDITURES AND OTHER USES	(4,128)	(4,257)	(4,129)	128
FUND BALANCE (DEFICIT) AT BEGINNING OF YEAR	2,069	2,069	2,069	0
Unexpended Prior Year Encumbrances	2,060	2,060	2,060	0
FUND BALANCE (DEFICIT) AT END OF YEAR	\$ 1	\$ (128)	\$ 0	\$ 128

LAKE COUNTY, OHIO

SCHEDULE OF REVENUES, EXPENDITURES AND CHANGES IN FUND BALANCES - BUDGET AND ACTUAL CAPITAL PROJECT FUNDS

(NON-GAAP BUDGETARY BASIS)

FOR THE YEAR ENDED DECEMBER 31, 2006

ENGINEER'S OFFICE CONSTRUCTION	BUDGETED AMOUNTS		ACTUAL AMOUNTS	VARIANCE WITH FINAL BUDGET POSITIVE (NEGATIVE)
	ORIGINAL	FINAL		
REVENUES:				
TOTAL REVENUES	\$ 0	\$ 0	\$ 0	\$ 0
EXPENDITURES:				
Capital outlay	40,250			0
TOTAL EXPENDITURES	40,250	0	0	0
EXCESS (DEFICIENCY) OF REVENUES OVER EXPENDITURES	(40,250)	0	0	0
EXCESS (DEFICIENCY) OF REVENUES AND OTHER FINANCING SOURCES OVER EXPENDITURES AND OTHER USES	(40,250)	0	0	0
FUND BALANCE (DEFICIT) AT BEGINNING OF YEAR	40,250	40,250	40,250	0
FUND BALANCE (DEFICIT) AT END OF YEAR	\$ 0	\$ 40,250	\$ 40,250	\$ 0

LAKE COUNTY, OHIO

SCHEDULE OF REVENUES, EXPENDITURES AND CHANGES IN FUND BALANCES - BUDGET AND ACTUAL CAPITAL PROJECT FUNDS

(NON-GAAP BUDGETARY BASIS)

FOR THE YEAR ENDED DECEMBER 31, 2006

COURTHOUSE RENOVATION	BUDGETED AMOUNTS		ACTUAL AMOUNTS	VARIANCE WITH FINAL BUDGET POSITIVE (NEGATIVE)
	ORIGINAL	FINAL		
REVENUES:				
Miscellaneous	\$	\$	\$	\$
TOTAL REVENUES	0	0	0	0
EXPENDITURES:				
Capital outlay	30,000	214,990	171,363	43,627
TOTAL EXPENDITURES	30,000	214,990	171,363	43,627
EXCESS (DEFICIENCY) OF REVENUES OVER EXPENDITURES	(30,000)	(214,990)	(171,363)	43,627
OTHER FINANCING SOURCES (USES):				
TOTAL OTHER FINANCING SOURCES (USES)	0	0	0	0
EXCESS (DEFICIENCY) OF REVENUES AND OTHER FINANCING SOURCES OVER EXPENDITURES AND OTHER USES	(30,000)	(214,990)	(171,363)	43,627
FUND BALANCE (DEFICIT) AT BEGINNING OF YEAR	1,187,637	1,187,637	1,187,637	0
Unexpended Prior Year Encumbrances	66,275	66,275	66,275	0
FUND BALANCE (DEFICIT) AT END OF YEAR	\$ 1,223,912	\$ 1,038,922	\$ 1,082,549	\$ 43,627

The notes to the financial statements are an integral part of this statement.

LAKE COUNTY, OHIO

SCHEDULE OF REVENUES, EXPENDITURES AND CHANGES IN FUND BALANCES - BUDGET AND ACTUAL CAPITAL PROJECT FUNDS

(NON-GAAP BUDGETARY BASIS)

FOR THE YEAR ENDED DECEMBER 31, 2006

153 EAST ERIE STREET RENOVATION	BUDGETED AMOUNTS		ACTUAL AMOUNTS	VARIANCE WITH FINAL BUDGET POSITIVE (NEGATIVE)
	ORIGINAL	FINAL		
REVENUES:				
TOTAL REVENUES	\$ <u>0</u>	\$ <u>0</u>	\$ <u>0</u>	\$ <u>0</u>
EXPENDITURES:				
Capital outlay	<u>185,000</u>	<u>0</u>	<u>0</u>	<u>0</u>
TOTAL EXPENDITURES	<u>185,000</u>	<u>0</u>	<u>0</u>	<u>0</u>
EXCESS (DEFICIENCY) OF REVENUES OVER EXPENDITURES	(185,000)	0	0	0
EXCESS (DEFICIENCY) OF REVENUES AND OTHER FINANCING SOURCES OVER EXPENDITURES AND OTHER USES	(185,000)	0	0	0
FUND BALANCE (DEFICIT) AT BEGINNING OF YEAR	<u>185,651</u>	<u>185,651</u>	<u>185,651</u>	<u>0</u>
FUND BALANCE (DEFICIT) AT END OF YEAR	\$ <u><u>651</u></u>	\$ <u><u>185,651</u></u>	\$ <u><u>185,651</u></u>	\$ <u><u>0</u></u>

LAKE COUNTY, OHIO

SCHEDULE OF REVENUES, EXPENDITURES AND CHANGES IN FUND BALANCES - BUDGET AND ACTUAL CAPITAL PROJECT FUNDS

(NON-GAAP BUDGETARY BASIS)

FOR THE YEAR ENDED DECEMBER 31, 2006

AUDITOR'S / TREASURER'S RENOVATIONS	BUDGETED AMOUNTS		ACTUAL AMOUNTS	VARIANCE WITH FINAL BUDGET POSITIVE (NEGATIVE)
	ORIGINAL	FINAL		
REVENUES:				
TOTAL REVENUES	\$ 0	\$ 0	\$ 0	\$ 0
EXPENDITURES:				
Capital outlay	750,000	25,000		25,000
TOTAL EXPENDITURES	750,000	25,000	0	25,000
EXCESS (DEFICIENCY) OF REVENUES OVER EXPENDITURES	(750,000)	(25,000)	0	25,000
OTHER FINANCING SOURCES (USES):				
TOTAL OTHER FINANCING SOURCES (USES)	0	0	0	0
EXCESS (DEFICIENCY) OF REVENUES AND OTHER FINANCING SOURCES OVER EXPENDITURES AND OTHER USES	(750,000)	(25,000)	0	25,000
FUND BALANCE (DEFICIT) AT BEGINNING OF YEAR	907,692	907,692	907,692	0
FUND BALANCE (DEFICIT) AT END OF YEAR	\$ 157,692	\$ 882,692	\$ 907,692	\$ 25,000

LAKE COUNTY, OHIO

SCHEDULE OF REVENUES, EXPENDITURES AND CHANGES IN FUND BALANCES - BUDGET AND ACTUAL CAPITAL PROJECT FUNDS

(NON-GAAP BUDGETARY BASIS)

FOR THE YEAR ENDED DECEMBER 31, 2006

LAKE ROAD IMPROVEMENT	BUDGETED AMOUNTS		ACTUAL AMOUNTS	VARIANCE WITH FINAL BUDGET POSITIVE (NEGATIVE)
	ORIGINAL	FINAL		
REVENUES:				
Investment earnings	\$ 0	\$ 20,000	\$ 20,157	\$ 157
TOTAL REVENUES	0	20,000	20,157	157
EXPENDITURES:				
Capital outlay	1,324,269	1,324,269	1,324,270	(1)
TOTAL EXPENDITURES	1,324,269	1,324,269	1,324,270	(1)
EXCESS (DEFICIENCY) OF REVENUES OVER EXPENDITURES	(1,324,269)	(1,304,269)	(1,304,113)	156
OTHER FINANCING SOURCES (USES):				
Transfers-in	3,324,269	1,324,269	1,324,269	0
TOTAL OTHER FINANCING SOURCES (USES)	3,324,269	1,324,269	1,324,269	0
EXCESS (DEFICIENCY) OF REVENUES AND OTHER FINANCING SOURCES OVER EXPENDITURES AND OTHER USES	2,000,000	20,000	20,156	156
FUND BALANCE (DEFICIT) AT BEGINNING OF YEAR	0	0	0	0
FUND BALANCE (DEFICIT) AT END OF YEAR	\$ 2,000,000	\$ 20,000	\$ 20,156	\$ 156

LAKE COUNTY, OHIO

SCHEDULE OF REVENUES, EXPENDITURES AND CHANGES IN FUND BALANCES - BUDGET AND ACTUAL CAPITAL PROJECT FUNDS

(NON-GAAP BUDGETARY BASIS)

FOR THE YEAR ENDED DECEMBER 31, 2006

DETENTION FACILITY IMPROVEMENTS	BUDGETED AMOUNTS		ACTUAL AMOUNTS	VARIANCE WITH FINAL BUDGET POSITIVE (NEGATIVE)
	ORIGINAL	FINAL		
REVENUES:				
TOTAL REVENUES	\$ 0	\$ 0	\$ 0	\$ 0
EXPENDITURES:				
Capital outlay	5,000	1,987	1,987	0
TOTAL EXPENDITURES	5,000	1,987	1,987	0
EXCESS (DEFICIENCY) OF REVENUES OVER EXPENDITURES	(5,000)	(1,987)	(1,987)	0
OTHER FINANCING SOURCES (USES):				
Transfers-in		(11,281)	(11,281)	0
TOTAL OTHER FINANCING SOURCES (USES)	0	(11,281)	(11,281)	0
EXCESS (DEFICIENCY) OF REVENUES AND OTHER FINANCING SOURCES OVER EXPENDITURES AND OTHER USES	(5,000)	(13,268)	(13,268)	0
FUND BALANCE (DEFICIT) AT BEGINNING OF YEAR	13,268	13,268	13,268	0
FUND BALANCE (DEFICIT) AT END OF YEAR	\$ 8,268	\$ 0	\$ 0	\$ 0

LAKE COUNTY, OHIO

SCHEDULE OF REVENUES, EXPENDITURES AND CHANGES IN FUND BALANCES - BUDGET AND ACTUAL CAPITAL PROJECT FUNDS

(NON-GAAP BUDGETARY BASIS)

FOR THE YEAR ENDED DECEMBER 31, 2006

BOARD OF ELECTIONS EQUIPMENT	BUDGETED AMOUNTS		ACTUAL AMOUNTS	VARIANCE WITH FINAL BUDGET POSITIVE (NEGATIVE)
	ORIGINAL	FINAL		
REVENUES:				
Intergovernmental	\$ 2,213,147	\$ 2,213,147	\$ 2,213,147	\$
TOTAL REVENUES	<u>2,213,147</u>	<u>2,213,147</u>	<u>2,213,147</u>	<u>0</u>
EXPENDITURES:				
TOTAL EXPENDITURES	<u>2,213,147</u>	<u>2,215,568</u>	<u>2,215,568</u>	<u>0</u>
EXCESS (DEFICIENCY) OF REVENUES OVER EXPENDITURES	0	(2,421)	(2,421)	0
EXCESS (DEFICIENCY) OF REVENUES AND OTHER FINANCING SOURCES OVER EXPENDITURES AND OTHER USES	0	(2,421)	(2,421)	0
FUND BALANCE (DEFICIT) AT BEGINNING OF YEAR	<u>2,421</u>	<u>2,421</u>	<u>2,421</u>	<u>0</u>
FUND BALANCE (DEFICIT) AT END OF YEAR	<u>\$ 2,421</u>	<u>\$ 0</u>	<u>\$ 0</u>	<u>\$ 0</u>

LAKE COUNTY, OHIO

ENTERPRISE FUNDS

Enterprise Funds are used to account for the County's ongoing operations and activities which are similar to those often found in the private sector. The measurement focus is upon determination of net income, financial position and cash flows. These funds account for the acquisition, operation, maintenance and improvement of County facilities which are operated by the Department of Utilities and are financed primarily by user charges.

WATER: The County provides water to residential, commercial and industrial customers. Revenue generated through user charges is used for operation, maintenance and capital improvements of the water distribution system.

WASTEWATER: The County provides sanitary sewer service to residential, commercial and industrial customers. Wastewater charges are based on water usage and serve as the major revenue source for financing the operations and maintenance of the wastewater system.

SOLID WASTE: This fund is used to account for the financial operations of the County's solid waste removal and landfill activities. Revenues are generated primarily from user tipping fees.

LAKE COUNTY, OHIO

SCHEDULE OF REVENUES, EXPENSES AND CHANGES IN FUND EQUITY - BUDGET AND ACTUAL ALL ENTERPRISE FUNDS

(NON-GAAP BUDGETARY BASIS)

FOR THE YEAR ENDED DECEMBER 31, 2006

WATER	BUDGETED AMOUNTS		ACTUAL AMOUNTS	VARIANCE WITH FINAL BUDGET POSITIVE (NEGATIVE)
	ORIGINAL	FINAL		
OPERATING REVENUES:				
Water sales	\$ 17,957,658	\$ 17,732,658	\$ 17,644,186	\$ (88,472)
Fees, permits and tap-ins	500,000	590,000	592,650	2,650
Charges for services	85,004	150,004	199,319	49,315
Other operating revenues	87,000	117,000	125,844	8,844
TOTAL OPERATING REVENUES	18,629,662	18,589,662	18,561,999	(27,663)
OPERATING EXPENSES:				
Personal services	4,000,000	3,700,000	3,656,231	43,769
Contractual services	707,659	1,044,659	1,025,991	18,668
Materials and supplies	1,061,600	1,407,600	1,376,509	31,091
Other operating expenses	3,120,522	3,129,254	3,076,507	52,747
Capital outlay	2,948,119	2,311,244	2,307,623	3,621
TOTAL OPERATING EXPENSES	11,837,900	11,592,757	11,442,861	149,896
OPERATING INCOME (LOSS)	6,791,762	6,996,905	7,119,138	122,233
NON-OPERATING REVENUES (EXPENSES):				
Advances-out	(668,776)	(668,776)	(668,776)	0
Grants and contributed capital	114,067	204,067	206,257	2,190
Contributions from customers	10,000	10,000	17,780	7,780
Proceeds of notes	390,000			0
Investment earnings	14,996	15,516	16,962	1,446
Sale of capital assets	14,800	14,800	16,243	1,443
Note principal retirement	(25,000)	(25,000)	(25,000)	0
Bond principal retirement	(6,803,935)	(6,803,935)	(6,803,918)	17
Interest and fiscal charges	(1,705,104)	(1,698,124)	(1,698,030)	94
TOTAL NON-OPERATING REVENUES (EXPENSES)	(8,658,952)	(8,951,452)	(8,938,482)	12,970
NET INCOME (LOSS) BEFORE TRANSFERS	(1,867,190)	(1,954,547)	(1,819,344)	135,203
Transfers-out to other funds		(50,000)	(50,000)	0
CHANGE IN NET ASSETS	(1,867,190)	(2,004,547)	(1,869,344)	135,203
FUND EQUITY AT THE BEGINNING OF THE YEAR	10,996,146	10,996,146	10,996,146	0
Unexpended Prior Year Encumbrances	1,713	1,713	1,713	0
FUND EQUITY AT THE END OF THE YEAR	\$ 9,130,669	\$ 8,993,312	\$ 9,128,515	\$ 135,203

LAKE COUNTY, OHIO

SCHEDULE OF REVENUES, EXPENSES AND CHANGES IN FUND EQUITY - BUDGET AND ACTUAL ALL ENTERPRISE FUNDS

(NON-GAAP BUDGETARY BASIS)

FOR THE YEAR ENDED DECEMBER 31, 2006

WASTEWATER	BUDGETED AMOUNTS		ACTUAL AMOUNTS	VARIANCE WITH FINAL BUDGET POSITIVE (NEGATIVE)
	ORIGINAL	FINAL		
OPERATING REVENUES:				
Sewer charges	\$ 13,282,753	\$ 13,182,753	\$ 13,182,593	\$ (160)
Fees, permits and tap-ins	1,577,116	1,597,116	1,684,259	87,143
Charges for services	200,000	200,000	233,261	33,261
Other operating revenues	30,000	81,137	85,008	3,871
TOTAL OPERATING REVENUES	15,089,869	15,061,006	15,185,121	124,115
OPERATING EXPENSES:				
Personal services	4,600,000	4,600,000	4,593,052	6,948
Contractual services	669,945	588,843	575,135	13,708
Materials and supplies	842,500	943,500	904,480	39,020
Other operating expenses	4,120,745	4,117,397	4,024,353	93,044
Capital outlay	5,684,713	3,620,688	3,613,667	7,021
TOTAL OPERATING EXPENSES	15,917,903	13,870,428	13,710,687	159,741
OPERATING INCOME (LOSS)	(828,034)	1,190,578	1,474,434	283,856
NON-OPERATING REVENUES (EXPENSES):				
Grants and contributed capital		1,055,830	1,061,382	5,552
Contributions from customers		11,500	25,470	13,970
Investment earnings		14,400	14,385	(15)
Proceeds of bonds		488,959	488,959	0
Proceeds of notes	4,890,000	2,075,000	2,075,000	0
Sale of capital assets	2,000	2,000	5,703	3,703
Note principal retirement	(570,000)	(570,000)	(570,000)	0
Bond principal retirement	(2,611,441)	(2,616,401)	(2,616,374)	27
Interest and fiscal charges	(1,806,265)	(1,806,266)	(1,674,927)	131,339
TOTAL NON-OPERATING REVENUES (EXPENSES)	(95,706)	(1,344,978)	(1,190,402)	154,576
NET INCOME (LOSS)	(923,740)	(154,400)	284,032	438,432
FUND EQUITY AT THE BEGINNING OF THE YEAR	9,139,923	9,139,923	9,139,923	0
Unexpended Prior Year Encumbrances	4,799	4,799	4,799	0
FUND EQUITY AT THE END OF THE YEAR	\$ 8,220,982	\$ 8,990,322	\$ 9,428,754	\$ 438,432

LAKE COUNTY, OHIO

SCHEDULE OF REVENUES, EXPENSES AND CHANGES IN FUND EQUITY - BUDGET AND ACTUAL ALL ENTERPRISE FUNDS

(NON-GAAP BUDGETARY BASIS)

FOR THE YEAR ENDED DECEMBER 31, 2006

SOLID WASTE	BUDGETED AMOUNTS		ACTUAL AMOUNTS	VARIANCE WITH FINAL BUDGET POSITIVE (NEGATIVE)
	ORIGINAL	FINAL		
OPERATING REVENUES:				
Charges for services	\$ 6,125,000	\$ 6,225,000	\$ 6,256,788	\$ 31,788
Other operating revenues	13,500	282,236	384,020	101,784
TOTAL OPERATING REVENUES	6,138,500	6,507,236	6,640,808	133,572
OPERATING EXPENSES:				
Personal services	391,000	391,200	391,159	41
Contractual services	5,314,015	5,116,127	5,008,580	107,547
Materials and supplies	72,700	63,700	53,513	10,187
Other operating expenses	1,355,126	1,322,246	280,747	1,041,499
Capital outlay	1,858,004	419,782	410,481	9,301
TOTAL OPERATING EXPENSES	8,990,845	7,313,055	6,144,480	1,168,575
OPERATING INCOME (LOSS)	(2,852,345)	(805,819)	496,328	1,302,147
NON-OPERATING REVENUES (EXPENSES):				
Grants and contributed capital	578,000	214,800	215,756	956
Proceeds of notes	2,375,000	920,000	925,000	5,000
Note principal payment	(1,390,000)	(1,390,000)	(1,390,000)	0
Interest and fiscal charges	(55,500)	(55,446)	(55,446)	0
TOTAL NON-OPERATING REVENUES (EXPENSES)	1,507,500	(310,646)	(304,690)	5,956
NET INCOME (LOSS)	(1,344,845)	(1,116,465)	191,638	1,308,103
FUND EQUITY AT THE BEGINNING OF THE YEAR	12,608,700	12,608,700	12,608,700	0
Unexpended Prior Year Encumbrances	1,025,907	1,025,907	1,025,907	0
FUND EQUITY AT THE END OF THE YEAR	<u>\$ 12,289,762</u>	<u>\$ 12,518,142</u>	<u>\$ 13,826,245</u>	<u>\$ 1,308,103</u>

LAKE COUNTY, OHIO

NONMAJOR INTERNAL SERVICE FUNDS

Internal Service Funds are used to account for the financing of goods and services provided by one department to other County departments or other governments on a cost-reimbursement basis.

CENTRAL PURCHASING: This department operates a storeroom of consumable supplies to service all other county departments and other governmental agencies. Revenue is derived from user charges which are based on actual costs of item(s) purchased.

MAILROOM: This department provides centralized interoffice and outgoing mail services for all County departments. Charges are on a cost-reimbursement basis for postage used.

GARAGE: This department provides gasoline and repair/maintenance services for all County vehicles. Users are billed for costs incurred.

PRESCRIPTION SELF-INSURANCE: This fund accounts for a self-insurance program for medical prescription coverage for the employees of the County. The primary sources of revenue are monthly fees.

DENTAL SELF-INSURANCE: This fund accounts for a self-insurance program for dental insurance coverage for the employees of the county. The primary sources of revenue are monthly fees.

LAKE COUNTY, OHIO

COMBINING STATEMENT OF NET ASSETS NONMAJOR INTERNAL SERVICE FUNDS

DECEMBER 31, 2006

	CENTRAL PURCHASING	MAILROOM	GARAGE	PRESCRIPTION SELF- INSURANCE	DENTAL SELF- INSURANCE	TOTALS
ASSETS:						
Current assets:						
Equity in pooled cash and cash equivalents	\$ 76,412	\$ 83,724	\$ 22,732	\$ 428,803	\$ 293,813	\$ 905,484
Accounts receivable			67			67
Due from other funds	46,289	37,747	39,732			123,768
Due from other governments	11,219	2,299	2,423			15,941
Materials and supplies inventory	111,142					111,142
Prepaid items	218	109	1,524			1,851
<i>Total current assets</i>	<u>245,280</u>	<u>123,879</u>	<u>66,478</u>	<u>428,803</u>	<u>293,813</u>	<u>1,158,253</u>
Noncurrent assets-capital assets:						
Furniture, fixtures and equipment	53,157	4,735	216,900			274,792
Less: Accumulated depreciation	(28,820)	(4,735)	(174,579)			(208,134)
<i>Total noncurrent assets-capital assets</i>	<u>24,337</u>	<u>0</u>	<u>42,321</u>	<u>0</u>	<u>0</u>	<u>66,658</u>
TOTAL ASSETS	<u>269,617</u>	<u>123,879</u>	<u>108,799</u>	<u>428,803</u>	<u>293,813</u>	<u>1,224,911</u>
LIABILITIES:						
Current liabilities:						
Accounts payable	77,660	5,391	25,768	1,437		110,256
Accrued wages and benefits	2,779	3,221	6,495			12,495
Due to other funds	107	48				155
Due to other governments	2,877	3,943	6,668			13,488
Claims payable				83,261	14,280	97,541
Compensated absences payable	814	4,293	7,339			12,446
<i>Total current liabilities</i>	<u>84,237</u>	<u>16,896</u>	<u>46,270</u>	<u>84,698</u>	<u>14,280</u>	<u>246,381</u>
Noncurrent liabilities:						
Compensated absences payable	12,090	63,749	108,974			184,813
<i>Total noncurrent liabilities</i>	<u>12,090</u>	<u>63,749</u>	<u>108,974</u>	<u>0</u>	<u>0</u>	<u>184,813</u>
TOTAL LIABILITIES	<u>96,327</u>	<u>80,645</u>	<u>155,244</u>	<u>84,698</u>	<u>14,280</u>	<u>431,194</u>
NET ASSETS:						
Invested in capital assets, net of related debt	24,337	0	42,321	0	0	66,658
Unrestricted	148,953	43,234	(88,766)	344,105	279,533	727,059
TOTAL NET ASSETS	<u>\$ 173,290</u>	<u>\$ 43,234</u>	<u>\$ (46,445)</u>	<u>\$ 344,105</u>	<u>\$ 279,533</u>	<u>\$ 793,717</u>

LAKE COUNTY, OHIO

COMBINING STATEMENT OF REVENUES, EXPENSES AND CHANGES IN FUND NET ASSETS NONMAJOR INTERNAL SERVICE FUNDS

FOR THE YEAR ENDED DECEMBER 31, 2006

	CENTRAL PURCHASING	MAILROOM	GARAGE	PRESCRIPTION SELF- INSURANCE	DENTAL SELF- INSURANCE	TOTALS
Operating Revenues:						
Charges for services	\$ 1,220,022	\$ 531,777	\$ 577,749	\$ 1,996,106	\$ 554,096	\$ 4,879,750
Other operating revenues	19,058	15	4,415			23,488
<i>Total Operating Revenues</i>	1,239,080	531,792	582,164	1,996,106	554,096	4,903,238
Operating Expenses:						
Personal services	143,907	196,779	333,655			674,341
Contractual services	52,598	7,050	57,323	15,998	144,643	277,612
Materials and supplies	1,189,505	2,877	415,655			1,608,037
Insurance claims				2,065,830	542,023	2,607,853
Other operating expenses	57,793	432,337	177,622			667,752
Depreciation expense	6,303		17,138			23,441
<i>Total Operating Expenses</i>	1,450,106	639,043	1,001,393	2,081,828	686,666	5,859,036
<i>Operating Income (Loss)</i>	(211,026)	(107,251)	(419,229)	(85,722)	(132,570)	(955,798)
Non-Operating Revenues (Expenses):						
Sale of capital assets	546		10			556
<i>Total Non-Operating Revenues (Expenses)</i>	546	0	10	0	0	556
<i>Income (Loss) Before Transfers</i>	(210,480)	(107,251)	(419,219)	(85,722)	(132,570)	(955,242)
Transfers-in from other funds	157,500	150,000	325,000	75,000	225,000	932,500
<i>Change in Net Assets</i>	(52,980)	42,749	(94,219)	(10,722)	92,430	(22,742)
<i>Net Assets at Beginning of Year</i>	226,270	485	47,774	354,827	187,103	816,459
<i>Net Assets at End of Year</i>	\$ 173,290	\$ 43,234	\$ (46,445)	\$ 344,105	\$ 279,533	\$ 793,717

LAKE COUNTY, OHIO

COMBINING STATEMENT OF CASH FLOWS NONMAJOR INTERNAL SERVICE FUNDS

FOR THE YEAR ENDED DECEMBER 31, 2006

(Continued)

	CENTRAL PURCHASING	MAILROOM	GARAGE	PRESCRIPTION SELF- INSURANCE	DENTAL SELF- INSURANCE	TOTAL
<u>Cash flows from operating activities:</u>						
Cash received from customers	\$ 1,202,750	\$ 520,800	\$ 573,716	\$ 1,996,106	\$ 554,096	\$ 4,847,468
Cash paid to suppliers / contractors	(1,268,671)	(441,439)	(622,363)	(15,992)	(144,643)	(2,493,108)
Cash paid to employees	(143,829)	(197,173)	(333,402)			(674,404)
Cash paid for claims				(2,062,990)	(549,076)	(2,612,066)
Other operating revenues	18,741	15	4,471			23,227
NET CASH PROVIDED BY OPERATING ACTIVITIES	(191,009)	(117,797)	(377,578)	(82,876)	(139,623)	(908,883)
<u>Cash flows from noncapital financing activities:</u>						
Transfers in from other funds	157,500	150,000	325,000	75,000	225,000	932,500
NET CASH PROVIDED BY NON- CAPITAL FINANCING ACTIVITIES	157,500	150,000	325,000	75,000	225,000	932,500
<u>Cash flows from capital and related financing activities:</u>						
Acquisition and construction of capital assets	(7,500)		(3,200)			(10,700)
Proceeds from the sale of capital assets	546		10			556
NET CASH USED FOR CAPITAL AND RELATED FINANCING ACTIVITIES	(6,954)	0	(3,190)	0	0	(10,144)
NET INCREASE (DECREASE) IN CASH AND CASH EQUIVALENTS	(40,463)	32,203	(55,768)	(7,876)	85,377	13,473
CASH AND CASH EQUIVALENTS AT BEGINNING OF YEAR	116,875	51,521	78,500	436,679	208,436	892,011
CASH AND CASH EQUIVALENTS AT END OF YEAR	\$ 76,412	\$ 83,724	\$ 22,732	\$ 428,803	\$ 293,813	\$ 905,484

LAKE COUNTY, OHIO

COMBINING STATEMENT OF CASH FLOWS NONMAJOR INTERNAL SERVICE FUNDS (CONTINUED)

FOR THE YEAR ENDED DECEMBER 31, 2006

	<u>CENTRAL PURCHASING</u>	<u>MAILROOM</u>	<u>GARAGE</u>	<u>PRESCRIPTION SELF- INSURANCE</u>	<u>DENTAL SELF- INSURANCE</u>	<u>TOTAL</u>
RECONCILIATION OF OPERATING INCOME TO NET CASH PROVIDED BY OPERATING ACTIVITIES:						
OPERATING INCOME (LOSS)	\$ (211,026)	\$ (107,251)	\$ (419,229)	\$ (85,722)	\$ (132,570)	\$ (955,798)
Adjustments to reconcile operating income to net cash provided by operating activities:						
Depreciation expense	6,303	0	17,138			23,441
Changes in assets and liabilities:						
(Increase) decrease in accounts receivable			(11)			(11)
(Increase) decrease in due from other funds	(21,409)	(10,295)	(4,370)			(36,074)
(Increase) decrease in due from other governments	3,820	(682)	404			3,542
(Increase) decrease in materials and supplies inventory	(11,044)					(11,044)
(Increase) decrease in prepaid expenditures	127	63	1,062			1,252
Increase (decrease) in accounts payables	43,598	2,462	12,589	6		58,655
Increase (decrease) in accrued wages	78	(394)	253			(63)
Increase (decrease) in due to other funds	(311)	20				(291)
Increase (decrease) in due to other governments	112	312	224			648
Increase (decrease) in claims payable				2,840	(7,053)	(4,213)
Increase (decrease) in current portion of compensated absences	(1,257)	(2,032)	14,362			11,073
Total adjustments	<u>20,017</u>	<u>(10,546)</u>	<u>41,651</u>	<u>2,846</u>	<u>(7,053)</u>	<u>46,915</u>
NET CASH PROVIDED BY OPERATING ACTIVITIES	<u>\$ (191,009)</u>	<u>\$ (117,797)</u>	<u>\$ (377,578)</u>	<u>\$ (82,876)</u>	<u>\$ (139,623)</u>	<u>\$ (908,883)</u>

LAKE COUNTY, OHIO

SCHEDULE OF REVENUES, EXPENSES AND CHANGES IN FUND EQUITY - BUDGET AND ACTUAL NONMAJOR INTERNAL SERVICE FUNDS

(NON-GAAP BUDGETARY BASIS)

FOR THE YEAR ENDED DECEMBER 31, 2006

CENTRAL PURCHASING	BUDGETED AMOUNTS		ACTUAL AMOUNTS	VARIANCE WITH FINAL BUDGET POSITIVE (NEGATIVE)
	ORIGINAL	FINAL		
OPERATING REVENUES:				
Charges for services	\$ 1,400,000	\$ 1,341,500	\$ 1,202,750	\$ (138,750)
Other operating revenues	14,000	18,500	18,741	241
TOTAL OPERATING REVENUES	1,414,000	1,360,000	1,221,491	(138,509)
OPERATING EXPENSES:				
Personal services	140,442	144,642	143,829	813
Contractual services	2,500	2,500	1,974	526
Materials and supplies	1,355,600	1,252,215	1,207,523	44,692
Other operating expenses	60,250	59,442	58,738	704
Capital outlay		7,500	7,500	0
TOTAL OPERATING EXPENSES	1,558,792	1,466,299	1,419,564	46,735
OPERATING INCOME (LOSS)	(144,792)	(106,299)	(198,073)	(91,774)
NON-OPERATING REVENUES (EXPENSES):				
Sale of capital assets		500	546	46
TOTAL NON-OPERATING REVENUES (EXPENSES)	0	500	546	46
INCOME (LOSS) BEFORE TRANSFERS	(144,792)	(105,799)	(197,527)	(91,728)
Transfers-in from other funds	225,000	157,500	157,500	0
CHANGE IN NET ASSETS	80,208	51,701	(40,027)	(91,728)
FUND EQUITY AT BEGINNING OF THE YEAR	113,146	113,146	113,146	0
FUND EQUITY AT END OF THE YEAR	\$ 193,354	\$ 164,847	\$ 73,119	\$ (91,728)

LAKE COUNTY, OHIO

SCHEDULE OF REVENUES, EXPENSES AND CHANGES IN FUND EQUITY - BUDGET AND ACTUAL NONMAJOR INTERNAL SERVICE FUNDS

(NON-GAAP BUDGETARY BASIS)

FOR THE YEAR ENDED DECEMBER 31, 2006

MAILROOM	BUDGETED AMOUNTS		ACTUAL AMOUNTS	VARIANCE WITH FINAL BUDGET
	ORIGINAL	FINAL		POSITIVE (NEGATIVE)
OPERATING REVENUES:				
Charges for services	\$ 480,000	\$ 550,000	\$ 520,800	\$ (29,200)
Miscellaneous			15	15
TOTAL OPERATING REVENUES	480,000	550,000	520,815	(29,185)
OPERATING EXPENSES:				
Personal services	188,240	197,240	197,173	67
Contractual services	9,000	5,450	4,455	995
Materials and supplies	2,000	3,000	2,857	143
Other operating expenses	423,042	443,542	434,127	9,415
TOTAL OPERATING EXPENSES	622,282	649,232	638,612	10,620
OPERATING INCOME (LOSS)	(142,282)	(99,232)	(117,797)	(18,565)
NON-OPERATING REVENUES (EXPENSES):				0
TOTAL NON-OPERATING REVENUES (EXPENSES)	0	0	0	0
INCOME (LOSS) BEFORE TRANSFERS	(142,282)	(99,232)	(117,797)	(18,565)
Transfers-in from other funds	220,000	150,000	150,000	0
CHANGE IN NET ASSETS	77,718	50,768	32,203	(18,565)
FUND EQUITY AT BEGINNING OF THE YEAR	51,521	51,521	51,521	0
FUND EQUITY AT END OF THE YEAR	\$ 129,239	\$ 102,289	\$ 83,724	\$ (18,565)

LAKE COUNTY, OHIO

SCHEDULE OF REVENUES, EXPENSES AND CHANGES IN FUND EQUITY - BUDGET AND ACTUAL NONMAJOR INTERNAL SERVICE FUNDS

(NON-GAAP BUDGETARY BASIS)

FOR THE YEAR ENDED DECEMBER 31, 2006

GARAGE	BUDGETED AMOUNTS		ACTUAL AMOUNTS	VARIANCE WITH FINAL BUDGET POSITIVE (NEGATIVE)
	ORIGINAL	FINAL		
OPERATING REVENUES:				
Charges for services	\$ 565,000	\$ 665,000	\$ 573,716	\$ (91,284)
Other operating revenues		35,000	4,471	(30,529)
TOTAL OPERATING REVENUES	565,000	700,000	578,187	(121,813)
OPERATING EXPENSES:				
Personal services	327,855	334,855	333,402	1,453
Contractual services	47,000	65,480	59,279	6,201
Materials and supplies	375,000	408,000	400,803	7,197
Other operating expenses	169,684	166,755	162,281	4,474
Capital outlay	3,200	3,200	3,200	0
TOTAL OPERATING EXPENSES	922,739	978,290	958,965	19,325
OPERATING INCOME (LOSS)	(357,739)	(278,290)	(380,778)	(102,488)
NON-OPERATING REVENUES (EXPENSES):				
Sale of fixed assets			10	10
TOTAL NON-OPERATING REVENUES (EXPENSES)	0	0	10	10
INCOME (LOSS) BEFORE TRANSFERS	(357,739)	(278,290)	(380,768)	(102,478)
Transfers-in from other funds	360,000	325,000	325,000	0
CHANGE IN NET ASSETS	2,261	46,710	(55,768)	(102,478)
FUND EQUITY AT BEGINNING OF THE YEAR	78,500	78,500	78,500	0
FUND EQUITY AT END OF THE YEAR	\$ 80,761	\$ 125,210	\$ 22,732	\$ (102,478)

LAKE COUNTY, OHIO

SCHEDULE OF REVENUES, EXPENSES AND CHANGES IN FUND EQUITY - BUDGET AND ACTUAL NONMAJOR INTERNAL SERVICE FUNDS

(NON-GAAP BUDGETARY BASIS)

FOR THE YEAR ENDED DECEMBER 31, 2006

PRESCRIPTION SELF-INSURANCE	BUDGETED AMOUNTS		ACTUAL AMOUNTS	VARIANCE WITH FINAL BUDGET POSITIVE (NEGATIVE)
	ORIGINAL	FINAL		
OPERATING REVENUES:				
Charges for services	\$ 1,800,000	\$ 1,925,000	\$ 1,996,106	\$ 71,106
TOTAL OPERATING REVENUES	1,800,000	1,925,000	1,996,106	71,106
OPERATING EXPENSES:				
Contractual services	15,992	15,992	15,992	0
Insurance claims	2,084,008	2,109,008	2,062,990	46,018
TOTAL OPERATING EXPENSES	2,100,000	2,125,000	2,078,982	46,018
OPERATING INCOME (LOSS)	(300,000)	(200,000)	(82,876)	117,124
NON-OPERATING REVENUES (EXPENSES):				0
TOTAL NON-OPERATING REVENUES (EXPENSES)	0	0	0	0
INCOME (LOSS) BEFORE TRANSFERS	(300,000)	(200,000)	(82,876)	117,124
Transfers-in from other funds		75,000	75,000	0
CHANGE IN NET ASSETS	(300,000)	(125,000)	(7,876)	117,124
FUND EQUITY AT BEGINNING OF THE YEAR	436,679	436,679	436,679	0
FUND EQUITY AT END OF THE YEAR	\$ 136,679	\$ 311,679	\$ 428,803	\$ 117,124

LAKE COUNTY, OHIO

SCHEDULE OF REVENUES, EXPENSES AND CHANGES IN FUND EQUITY - BUDGET AND ACTUAL NONMAJOR INTERNAL SERVICE FUNDS

(NON-GAAP BUDGETARY BASIS)

FOR THE YEAR ENDED DECEMBER 31, 2006

DENTAL SELF-INSURANCE	BUDGETED AMOUNTS		ACTUAL AMOUNTS	VARIANCE WITH FINAL BUDGET POSITIVE (NEGATIVE)
	ORIGINAL	FINAL		
OPERATING REVENUES:				
Charges for services	\$ 475,000	\$ 541,575	\$ 554,096	\$ 12,521
TOTAL OPERATING REVENUES	475,000	541,575	554,096	12,521
OPERATING EXPENSES:				
Contractual services	144,643	144,643	144,643	0
Insurance claims	655,357	655,357	549,076	106,281
TOTAL OPERATING EXPENSES	800,000	800,000	693,719	106,281
OPERATING INCOME (LOSS)	(325,000)	(258,425)	(139,623)	118,802
NON-OPERATING REVENUES (EXPENSES):				0
TOTAL NON-OPERATING REVENUES (EXPENSES)	0	0	0	0
INCOME (LOSS) BEFORE TRANSFERS	(325,000)	(258,425)	(139,623)	118,802
Transfers-in from other funds	100,000	225,000	225,000	0
CHANGE IN NET ASSETS	(225,000)	(33,425)	85,377	118,802
FUND EQUITY AT BEGINNING OF THE YEAR	208,436	208,436	208,436	0
FUND EQUITY AT END OF THE YEAR	\$ (16,564)	\$ 175,011	\$ 293,813	\$ 118,802

LAKE COUNTY, OHIO

AGENCY FUNDS

Agency Funds are established to account for assets received and held by the County acting in the capacity of a custodian. They do not purport to present the financial position or results of operations of the related entities.

PAYROLL AGENCY FUNDS: These funds include payroll control which are ministerial in nature. (i.e. Federal Withholding Tax, Workers' Compensation)

UNDIVIDED TAX FUNDS: The Undivided Tax Funds account for all undivided taxes collected by the County and their distribution to the proper beneficiaries.

OTHER AGENCY FUNDS: The Other Agency Funds account for all other monies held by the County as custodian.

LAKE COUNTY, OHIO

COMBINING STATEMENT OF CHANGES IN ASSETS AND LIABILITIES

FOR THE YEAR ENDED DECEMBER 31, 2006

(Continued)

	ALL AGENCY FUNDS			
	BALANCE AT BEGINNING OF YEAR	ADDITIONS	DEDUCTIONS	BALANCE AT END OF YEAR
ASSETS:				
Equity in pooled cash and cash equivalents	\$ 27,444,152	\$ 461,480,221	\$ 462,395,002	\$ 26,529,371
Cash and cash equivalents - non-pooled cash	6,585,038	51,850,741	53,048,585	5,387,194
Receivables:				
Taxes	293,156,180	301,789,867	293,156,180	301,789,867
Special assessments	5,087,155	5,129,499	5,087,155	5,129,499
Due from other governments	<u>2,126,047</u>	<u>2,128,937</u>	<u>2,126,047</u>	<u>2,128,937</u>
TOTAL ASSETS	<u>\$ 334,398,572</u>	<u>\$ 822,379,265</u>	<u>\$ 815,812,969</u>	<u>\$ 340,964,868</u>
LIABILITIES:				
Due to other governments	\$ 317,756,739	\$ 728,989,749	\$ 721,334,475	\$ 325,412,013
Other liabilities	<u>16,641,833</u>	<u>93,389,516</u>	<u>94,478,494</u>	<u>15,552,855</u>
TOTAL LIABILITIES	<u>\$ 334,398,572</u>	<u>\$ 822,379,265</u>	<u>\$ 815,812,969</u>	<u>\$ 340,964,868</u>

LAKE COUNTY, OHIO

COMBINING STATEMENT OF CHANGES IN ASSETS AND LIABILITIES

FOR THE YEAR ENDED DECEMBER 31, 2006

(Continued)

	PAYROLL AGENCY FUNDS			
	BALANCE AT BEGINNING OF YEAR	ADDITIONS	DEDUCTIONS	BALANCE AT END OF YEAR
ASSETS:				
Equity in pooled cash and cash equivalents	\$ 10,056,445	\$ 41,533,489	\$ 41,424,384	\$ 10,165,550
TOTAL ASSETS	\$ 10,056,445	\$ 41,533,489	\$ 41,424,384	\$ 10,165,550
LIABILITIES:				
Other liabilities	\$ 10,056,445	\$ 41,533,489	\$ 41,424,384	\$ 10,165,550
TOTAL LIABILITIES	\$ 10,056,445	\$ 41,533,489	\$ 41,424,384	\$ 10,165,550

LAKE COUNTY, OHIO

COMBINING STATEMENT OF CHANGES IN ASSETS AND LIABILITIES

FOR THE YEAR ENDED DECEMBER 31, 2006

(Continued)

	UNDIVIDED TAX AGENCY FUNDS			
	BALANCE AT BEGINNING OF YEAR	ADDITIONS	DEDUCTIONS	BALANCE AT END OF YEAR
ASSETS:				
Equity in pooled cash and cash equivalents	\$ 14,875,473	\$ 410,700,352	\$ 411,417,315	\$ 14,158,510
Receivables:				
Taxes	293,156,180	301,789,867	293,156,180	301,789,867
Special assessments	5,087,155	5,129,499	5,087,155	5,129,499
Due from other governments	2,126,047	2,128,937	2,126,047	2,128,937
TOTAL ASSETS	<u>\$ 315,244,855</u>	<u>\$ 719,748,655</u>	<u>\$ 711,786,697</u>	<u>\$ 323,206,813</u>
LIABILITIES:				
Due to other governments	<u>\$ 315,244,855</u>	<u>\$ 719,748,655</u>	<u>\$ 711,786,697</u>	<u>\$ 323,206,813</u>
TOTAL LIABILITIES	<u>\$ 315,244,855</u>	<u>\$ 719,748,655</u>	<u>\$ 711,786,697</u>	<u>\$ 323,206,813</u>

LAKE COUNTY, OHIO

COMBINING STATEMENT OF CHANGES IN ASSETS AND LIABILITIES

FOR THE YEAR ENDED DECEMBER 31, 2006

	OTHER AGENCY FUNDS			
	BALANCE AT BEGINNING OF YEAR	ADDITIONS	DEDUCTIONS	BALANCE AT END OF YEAR
ASSETS:				
Equity in pooled cash and cash equivalents	\$ 2,512,234	\$ 9,246,380	\$ 9,553,303	\$ 2,205,311
Cash and cash equivalents - non-pooled cash	<u>6,585,038</u>	<u>51,850,741</u>	<u>53,048,585</u>	<u>5,387,194</u>
TOTAL ASSETS	<u>\$ 9,097,272</u>	<u>\$ 61,097,121</u>	<u>\$ 62,601,888</u>	<u>\$ 7,592,505</u>
LIABILITIES:				
Due to other governments	\$ 2,511,884	9,241,094	9,547,778	\$ 2,205,200
Other liabilities	<u>6,585,388</u>	<u>51,856,027</u>	<u>53,054,110</u>	<u>5,387,305</u>
TOTAL LIABILITIES	<u>\$ 9,097,272</u>	<u>\$ 61,097,121</u>	<u>\$ 62,601,888</u>	<u>\$ 7,592,505</u>

LAKE COUNTY, OHIO

NET ASSETS BY COMPONENT

LAST FIVE YEARS
(Accrual basis of accounting)

	<u>2002</u>	<u>2003</u>	<u>2004</u>	<u>2005</u>	<u>2006</u>
Governmental Activities:					
Invested in Capital Assets, Net of Related Debt	\$ 158,814,582	\$ 157,024,824	\$ 158,521,606	\$ 157,613,841	\$ 155,288,730
Restricted	60,669,319	53,307,701	66,658,668	71,530,037	78,089,481
Unrestricted (Deficit)	<u>41,924,750</u>	<u>44,104,478</u>	<u>30,626,757</u>	<u>29,695,305</u>	<u>35,516,608</u>
Total Governmental Activities Net Assets	<u>\$261,408,651</u>	<u>\$254,437,003</u>	<u>\$255,807,031</u>	<u>\$258,839,183</u>	<u>\$268,894,819</u>
Business-Type Activities:					
Invested in Capital Assets, Net of Related Debt	\$ 102,702,112	\$ 104,396,597	\$ 112,682,062	\$ 120,588,778	\$ 128,509,141
Restricted					
Unrestricted (Deficit)	<u>21,121,478</u>	<u>27,365,948</u>	<u>31,720,318</u>	<u>36,015,390</u>	<u>35,613,796</u>
Total Business-Type Activities Net Assets	<u>\$123,823,590</u>	<u>\$131,762,545</u>	<u>\$144,402,380</u>	<u>\$156,604,168</u>	<u>\$164,122,937</u>
Primary Government:					
Invested in Capital Assets, Net of Related Debt	\$ 261,516,694	\$ 261,421,421	\$ 271,203,668	\$ 278,202,619	\$ 283,797,871
Restricted	60,669,319	53,307,701	66,658,668	71,530,037	78,089,481
Unrestricted (Deficit)	<u>63,046,228</u>	<u>71,470,426</u>	<u>62,347,075</u>	<u>65,710,695</u>	<u>71,130,404</u>
Total Primary Government Net Assets	<u>\$385,232,241</u>	<u>\$386,199,548</u>	<u>\$400,209,411</u>	<u>\$415,443,351</u>	<u>\$433,017,756</u>

LAKE COUNTY, OHIO

CHANGES IN NET ASSETS

LAST FIVE YEARS
(Accrual basis of accounting)

(Continued)

	<u>2002</u>	<u>2003</u>	<u>2004</u>	<u>2005</u>	<u>2006</u>
EXPENSES					
Governmental Activities:					
General Government	\$ 15,471,572	\$ 16,153,326	\$ 18,213,583	\$ 18,569,413	\$ 18,408,426
Judicial and Public Safety	38,407,965	38,528,424	41,463,976	43,293,529	47,432,303
Public Works	13,232,883	10,437,532	19,700,909	15,162,087	13,567,033
Human Services	60,300,809	66,668,782	64,658,789	68,755,936	71,951,431
Health	18,778,277	19,792,038	20,069,865	20,273,419	23,841,060
Community and Economic Development	2,918,555	2,284,601	2,759,325	3,968,216	3,314,613
Interest and Fiscal Charges	<u>1,604,408</u>	<u>1,454,398</u>	<u>1,520,393</u>	<u>1,688,981</u>	<u>1,741,964</u>
Total Governmental Activities Expenses	<u>\$ 150,714,469</u>	<u>\$ 155,319,101</u>	<u>\$ 168,386,840</u>	<u>\$ 171,711,581</u>	<u>\$ 180,256,830</u>
Business-Type Activities:					
Water	15,386,995	14,073,534	13,185,458	13,570,919	13,873,701
Wastewater	14,492,743	15,430,484	15,985,115	15,915,675	16,898,257
Solid Waste	<u>5,486,364</u>	<u>6,975,114</u>	<u>5,415,902</u>	<u>6,775,473</u>	<u>6,204,875</u>
Total Business-Type Activities Expenses	<u>\$ 35,366,102</u>	<u>\$ 36,479,132</u>	<u>\$ 34,586,475</u>	<u>\$ 36,262,067</u>	<u>\$ 36,976,833</u>
Total Primary Government Expenses	<u>\$ 186,080,571</u>	<u>\$ 191,798,233</u>	<u>\$ 202,973,315</u>	<u>\$ 207,973,648</u>	<u>\$ 217,233,663</u>
PROGRAM REVENUES					
Governmental Activities:					
Charges for Services and Operating Assessments	21,305,174	21,215,486	22,013,891	20,801,352	20,167,816
Operating Grants and Contributions	51,065,362	53,940,546	62,515,951	62,317,026	71,491,014
Capital Grants and Contributions	<u>844,786</u>	<u>1,468,529</u>	<u>8,146,476</u>	<u>7,614,603</u>	<u>7,263,648</u>
Total Governmental Activities Program Revenues	<u>\$ 73,215,322</u>	<u>\$ 76,624,561</u>	<u>\$ 92,676,318</u>	<u>\$ 90,732,981</u>	<u>\$ 98,922,478</u>
Business-Type Activities:					
Charges for Services and Operating Assessments	39,327,536	39,066,444	39,364,197	40,471,511	39,345,238
Operating Grants and Contributions			0	0	0
Capital Grants and Contributions	<u>8,009,886</u>	<u>5,125,367</u>	<u>8,327,734</u>	<u>6,956,067</u>	<u>4,552,199</u>
Total Business-Type Activities Program Revenues	<u>\$ 47,337,422</u>	<u>\$ 44,191,811</u>	<u>\$ 47,691,931</u>	<u>47,427,578</u>	<u>\$ 43,897,437</u>
Total Primary Government Program Revenues	<u>\$ 120,552,744</u>	<u>\$ 120,816,372</u>	<u>\$ 140,368,249</u>	<u>138,160,559</u>	<u>\$ 142,819,915</u>
NET (EXPENSE)/REVENUE					
Governmental Activities	\$ (77,499,147)	\$ (78,694,540)	\$ (75,710,522)	\$ (80,978,600)	\$ (81,334,352)
Business-Type Activities	<u>11,971,320</u>	<u>7,712,679</u>	<u>13,105,456</u>	<u>11,165,511</u>	<u>6,920,604</u>
Total Primary Government Net (Expense)/Revenue	<u>\$ (65,527,827)</u>	<u>\$ (70,981,861)</u>	<u>\$ (62,605,066)</u>	<u>\$ (69,813,089)</u>	<u>\$ (74,413,748)</u>

LAKE COUNTY, OHIO

CHANGES IN NET ASSETS (CONTINUED)

LAST FIVE YEARS
(Accrual basis of accounting)

	<u>2002</u>	<u>2003</u>	<u>2004</u>	<u>2005</u>	<u>2006</u>
GENERAL REVENUES AND OTHER CHANGES IN NET ASSETS					
Governmental Activities:					
Property Taxes Levied For:					
General Purposes	\$ 10,424,885	\$ 9,349,110	\$ 11,712,550	\$ 12,144,593	\$ 12,041,872
Mental Retardation	19,818,881	17,758,008	19,424,902	20,607,121	20,089,283
Mental Health	6,195,884	5,564,169	6,078,083	6,454,158	7,780,227
Childrens Services	3,194,157	2,849,891	3,123,197	3,305,616	3,243,072
Narcotics Agency	1,150,118	1,032,839	1,128,153	1,198,474	1,164,739
Forensic Crime Laboratory	1,372,786	1,224,660	1,342,885	1,421,267	1,394,848
Senior Citizens Services	1,237,980	1,378,818	1,454,751	1,537,904	1,516,718
Sales Tax Levied For General Purposes	14,671,653	15,158,178	15,144,022	15,042,510	15,689,514
Conveyance Tax Levied For					
General Purposes	3,297,925	4,088,580	4,090,420	4,559,473	4,799,210
Lodging Tax Levied For					
Specific Purposes	336,180	658,948	812,510	811,030	830,471
Grants and Entitlements not Restricted to Specific Programs	8,174,182	3,383,675	3,640,620	3,463,242	3,534,620
Interest	3,322,477	2,072,468	2,077,798	5,223,503	8,958,343
Transfers					50,000
Other	2,504,543	7,203,558	7,050,659	8,241,861	10,297,071
Total Governmental Activities	<u>\$ 75,701,651</u>	<u>\$ 71,722,902</u>	<u>\$ 77,080,550</u>	<u>\$ 84,010,752</u>	<u>\$ 91,389,988</u>
Business-Type Activities:					
Interest	34,230	38,967	25,197	26,094	31,347
Transfers					(50,000)
Other	459,937	187,309	223,730	1,010,183	616,818
Total Business-Type Activities	<u>494,167</u>	<u>226,276</u>	<u>248,927</u>	<u>1,036,277</u>	<u>598,165</u>
Total Primary Government Expenses	<u>\$ 76,195,818</u>	<u>\$ 71,949,178</u>	<u>\$ 77,329,477</u>	<u>\$ 85,047,029</u>	<u>\$ 91,988,153</u>
CHANGE IN NET ASSETS					
Governmental Activities	\$ (1,797,496)	\$ (6,971,638)	\$ 1,370,028	\$ 3,032,152	\$ 10,055,636
Business-Type Activities	<u>12,465,487</u>	<u>7,938,955</u>	<u>13,354,383</u>	<u>12,201,788</u>	<u>7,518,769</u>
Total Primary Government Change in Net Assets	<u>\$ 10,667,991</u>	<u>\$ 967,317</u>	<u>\$ 14,724,411</u>	<u>\$ 15,233,940</u>	<u>\$ 17,574,405</u>

LAKE COUNTY, OHIO

FUND BALANCES, GOVERNMENTAL FUNDS

LAST TEN YEARS

(Modified accrual basis of accounting)

	<u>1997</u>	<u>1998</u>	<u>1999</u>	<u>2000</u>
<u>General Fund</u>				
Reserved	\$ 4,923,175	\$ 5,534,974	\$ 5,821,388	\$ 2,533,395
Unreserved, Designated for Claimants	177,783	177,783	177,783	177,783
Unreserved, Undesignated	<u>9,945,283</u>	<u>13,521,099</u>	<u>13,728,298</u>	<u>19,552,374</u>
Total General Fund	<u>15,046,241</u>	<u>19,233,856</u>	<u>19,727,469</u>	<u>22,263,552</u>
<u>All Other Governmental Funds</u>				
Reserved	4,720,216	7,063,647	8,678,043	11,619,564
Unreserved, Undesignated, Reported in:				
Special Revenue Funds	31,739,269	32,178,104	45,859,927	46,398,409
Capital Projects Funds	<u>2,231,788</u>	<u>2,078,245</u>	<u>(1,875,224)</u>	<u>1,162,547</u>
Total All Other Governmental Funds	<u>38,691,273</u>	<u>41,319,996</u>	<u>52,662,746</u>	<u>59,180,520</u>
Total Governmental Funds	<u>\$ 53,737,514</u>	<u>\$ 60,553,852</u>	<u>\$ 72,390,215</u>	<u>\$ 81,444,072</u>

<u>2001</u>	<u>2002</u>	<u>2003</u>	<u>2004</u>	<u>2005</u>	<u>2006</u>
\$ 6,636,192	\$ 7,411,454	\$ 7,357,672	\$ 7,695,197	\$ 7,078,568	\$ 5,998,288
177,783	177,783	177,783	174,641	242,725	218,797
<u>18,365,306</u>	<u>18,290,425</u>	<u>18,134,190</u>	<u>15,179,131</u>	<u>17,689,948</u>	<u>22,077,960</u>
<u>25,179,281</u>	<u>25,879,662</u>	<u>25,669,645</u>	<u>23,048,969</u>	<u>25,011,241</u>	<u>28,295,045</u>
4,478,788	9,313,568	7,133,997	7,913,865	4,852,579	6,035,296
55,592,681	52,247,762	50,443,374	55,224,379	59,905,327	63,934,852
<u>8,334,877</u>	<u>(2,221,715)</u>	<u>(4,269,670)</u>	<u>(8,102,371)</u>	<u>6,394,572</u>	<u>10,050,372</u>
<u>68,406,346</u>	<u>59,339,615</u>	<u>53,307,701</u>	<u>55,035,873</u>	<u>71,152,478</u>	<u>80,020,520</u>
<u>\$ 93,585,627</u>	<u>\$ 85,219,277</u>	<u>\$ 78,977,346</u>	<u>\$ 78,084,842</u>	<u>\$ 96,163,719</u>	<u>\$ 108,315,565</u>

LAKE COUNTY, OHIO

CHANGES IN FUND BALANCES, GOVERNMENTAL FUNDS

LAST TEN YEARS

(Modified accrual basis of accounting)

	<u>1997</u>	<u>1998</u>	<u>1999</u>	<u>2000</u>
REVENUES:				
Property taxes	\$ 31,817,455	\$ 33,376,328	\$ 42,431,963	\$ 44,409,144
Sales tax	11,899,751	13,446,963	13,467,123	14,271,275
Other taxes	3,072,795	3,551,681	3,730,167	3,295,135
Fees and charges for services	9,542,748	11,143,026	10,644,929	10,788,813
Licenses and permits	598,335	620,942	625,025	623,501
Fines and forfeitures	582,128	733,528	639,372	646,158
Intergovernmental	44,524,261	45,786,769	57,552,523	55,511,102
Special assessments	782,297	634,299	405,246	642,675
Investment earnings	5,944,952	6,609,671	6,490,984	10,078,522
Miscellaneous	4,038,856	4,104,450	4,099,910	4,202,667
TOTAL REVENUES	112,803,578	120,007,657	140,087,242	144,468,992
EXPENDITURES:				
CURRENT:				
General government	10,352,931	10,656,788	11,397,942	11,929,295
Judicial and public safety	20,383,340	21,037,567	22,589,088	23,783,107
Public works	4,564,927	4,702,578	5,217,546	6,208,664
Human services	41,833,864	44,216,812	48,955,927	48,237,843
Health	12,425,011	12,529,005	13,285,852	15,911,633
Community and economic development	3,850,123	3,881,023	4,391,588	3,545,111
Fringe benefits and insurance	5,278,927	5,418,809	6,126,554	5,851,094
Capital outlay	7,384,890	8,012,950	12,914,155	18,986,304
Debt service:				
Principal retirement	1,119,250	1,129,280	1,472,350	1,707,350
Interest and fiscal charges	1,199,843	1,080,298	1,188,939	1,417,741
Bond issuance costs				
TOTAL EXPENDITURES	108,393,106	112,665,110	127,539,941	137,578,142
EXCESS (DEFICIENCY) OF REVENUES OVER EXPENDITURES	4,410,472	7,342,547	12,547,301	6,890,850
OTHER FINANCING SOURCES AND USES:				
Sale of capital assets	32,537	57,349	36,301	156,326
Issuance of bonds				
Premium of debt				
Issuance of refunding bonds				
Payment to refunded bond escrow agent				
Inception of capital lease				776,910
Transfers - in	7,764,402	9,814,464	9,955,659	17,973,786
Transfers - out	(9,026,368)	(10,475,550)	(10,764,773)	(18,683,000)
TOTAL OTHER FINANCING SOURCES (USES)	(1,229,429)	(603,737)	(772,813)	224,022
NET CHANGE IN FUND BALANCE	\$ 3,181,043	\$ 6,738,810	\$ 11,774,488	\$ 7,114,872
Increase (Decrease) in Reserve for Inventory	\$ (28,975)	\$ 77,528	\$ 61,875	\$ (61,015)
Debt Service as a Percentage of Noncapital Expenditures				
	2.35%	2.16%	2.38%	2.71%

Note - Beginning in 2002, fringe benefits and insurance were included in their respective expenditure functions.

	<u>2001</u>	<u>2002</u>	<u>2003</u>	<u>2004</u>	<u>2005</u>	<u>2006</u>
\$	44,297,531	\$ 41,803,764	\$ 43,408,039	\$ 45,067,722	\$ 46,599,499	\$ 48,456,268
	14,359,797	14,466,920	14,882,380	15,277,886	15,109,091	15,469,562
	3,706,164	3,703,030	4,775,966	4,980,315	5,438,215	5,698,084
	15,086,538	14,379,650	14,103,190	13,895,169	15,477,294	15,364,380
	753,230	795,648	856,763	984,959	1,044,685	1,120,636
	606,364	607,141	823,336	974,948	984,080	1,167,124
	58,654,722	60,967,625	62,814,595	74,266,600	73,201,851	82,900,396
	771,156	856,683	2,238,406	2,589,065	2,610,242	2,918,382
	7,452,949	3,322,476	2,072,468	2,077,798	5,223,503	8,938,184
	4,885,033	5,915,752	7,198,684	9,149,727	8,140,605	8,791,273
	<u>150,573,484</u>	<u>146,818,689</u>	<u>153,173,827</u>	<u>169,264,189</u>	<u>173,829,065</u>	<u>190,824,289</u>
	12,052,921	14,121,010	15,214,133	17,340,496	17,670,849	18,280,845
	26,528,951	35,262,558	35,072,230	38,598,630	40,824,005	42,940,930
	6,182,537	12,645,411	11,546,274	18,137,665	13,854,420	12,262,632
	54,796,519	59,911,328	65,551,402	63,867,685	67,584,481	70,042,391
	18,361,515	18,417,968	19,281,500	19,692,852	19,853,250	21,868,664
	3,344,179	2,904,904	2,257,349	2,737,457	3,936,523	3,247,059
	7,186,988					
	18,651,709	7,807,749	5,983,157	6,565,843	4,698,468	6,144,153
	2,306,450	2,602,850	2,249,650	2,279,400	2,427,350	2,747,350
	1,429,357	1,482,319	1,491,422	1,507,696	1,627,005	1,766,030
					212,225	
	<u>150,841,126</u>	<u>155,156,097</u>	<u>158,647,117</u>	<u>170,727,724</u>	<u>172,688,576</u>	<u>179,300,054</u>
	(267,642)	(8,337,408)	(5,473,290)	(1,463,535)	1,140,489	11,524,235
	29,277	44,591	71,603	87,768	873,356	1,265,493
	8,180,000			1,610,000	16,170,000	
					686,130	
					2,530,000	
					(2,541,577)	
	82,500					100,147
	14,618,200	9,806,032	8,915,278	6,105,903	8,003,501	16,859,641
	<u>(15,244,450)</u>	<u>(10,522,932)</u>	<u>(9,675,278)</u>	<u>(7,343,903)</u>	<u>(8,824,441)</u>	<u>(17,742,141)</u>
	<u>7,665,527</u>	<u>(672,309)</u>	<u>(688,397)</u>	<u>459,768</u>	<u>16,896,969</u>	<u>483,140</u>
\$	<u>7,397,885</u>	<u>(9,009,717)</u>	<u>(6,161,687)</u>	<u>(1,003,767)</u>	<u>18,037,458</u>	<u>12,007,375</u>
\$	(462,216)	(61,307)	(80,244)	111,263	41,419	144,471
	2.91%	2.85%	2.51%	2.36%	2.48%	2.68%

LAKE COUNTY, OHIO

ASSESSED AND ESTIMATED ACTUAL VALUE OF TAXABLE PROPERTY

LAST TEN YEARS
(Amounts in 000's)

Collection Year	REAL PROPERTY		PUBLIC UTILITY PROPERTY	
	Assessed Value	Estimated Actual Value	Assessed Value	Estimated Actual Value
1997	\$ 3,255,319	\$ 9,300,911	\$ 770,713	\$ 875,810
1998	3,750,452	10,715,577	767,735	872,426
1999	3,838,587	10,967,391	767,974	872,698
2000	3,919,470	11,198,486	673,328	765,145
2001	4,405,080	12,585,943	655,943	745,390
2002	4,492,816	12,836,617	354,137	402,428
2003	4,588,079	13,108,797	416,686	473,507
2004	5,376,660	15,361,886	385,590	438,170
2005	5,464,031	15,611,517	403,485	458,506
2006	5,573,621	15,924,631	379,428	431,168

Property is assessed every year. The assessed value of real property (including public utility real property) is 35 percent of estimated true value. Personal property tax is assessed on all tangible personal property used in business in Ohio. The assessed value of public utility personal property ranges from 25 percent of true value for railroad property to 88 percent for electric transmission and distribution property. Other tangible personal property is assessed at 25 percent for everything except inventories, which are assessed at 23 percent.

The tangible personal property values associated with each year are the values that, when multiplied by the applicable rates, generated the property tax revenue billed in that year. For real property, the amounts generated by multiplying the assessed values by the applicable rates would be reduced by the 10%, 2 1/2% and homestead before being billed.

Source: Office of the Lake County Auditor

PERSONAL PROPERTY		TOTAL		Ratio
Assessed Value	Estimated Actual Value	Assessed Value	Estimated Actual Value	
\$ 554,331	\$ 2,217,324	\$ 4,580,363	\$ 12,394,045	36.96%
587,812	2,351,248	5,105,999	\$ 13,939,251	36.63%
635,695	2,542,780	5,242,256	\$ 14,382,869	36.45%
629,532	2,518,128	5,222,330	\$ 14,481,759	36.06%
623,371	2,493,484	5,684,394	\$ 15,824,817	35.92%
611,403	2,445,612	5,458,356	\$ 15,684,657	34.80%
564,500	2,258,000	5,569,265	\$ 15,840,304	35.16%
490,145	1,960,580	6,252,395	\$ 17,760,636	35.20%
478,532	1,914,128	6,346,048	\$ 17,984,151	35.29%
375,492	1,501,968	6,328,541	\$ 17,857,767	35.44%

LAKE COUNTY, OHIO

PROPERTY TAX RATES (Per \$1,000 of Assessed Value) LAST TEN YEARS

	<u>1997</u>	<u>1998</u>	<u>1999</u>	<u>2000</u>	<u>2001</u>
Unvoted Millage					
General Fund	\$ <u>2.100000</u>	\$ <u>2.100000</u>	\$ <u>2.100000</u>	\$ <u>2.100000</u>	\$ <u>2.100000</u>
Voted Millage - by levy					
1993 MR&DD Operating - continuing					
Residential/Agricultural Real	2.988596	2.539779	2.534332	2.525448	2.267024
Commercial/Industrial and Public Utility Real	3.312416	3.232740	3.202439	3.172815	3.003019
General Business and Public Utility Personal	3.400000	3.400000	3.400000	3.400000	3.400000
1994 Narcotics Agency Operating - continuing					
Residential/Agricultural Real	0.265260	0.225425	0.224941	0.224153	0.201216
Commercial/Industrial and Public Utility Real	0.293840	0.286772	0.284084	0.281456	0.266393
General Business and Public Utility Personal	0.300000	0.300000	0.300000	0.300000	0.300000
1998 MR&DD Operating - continuing					
Residential/Agricultural Real			1.496782	1.491535	1.338909
Commercial/Industrial and Public Utility Real			1.485939	1.472193	1.393408
General Business and Public Utility Personal			1.500000	1.500000	1.500000
1999 Forensic Crime Laboratory Operating - continuing					
Residential/Agricultural Real	0.143089	0.121601	0.121340	0.298948	0.268357
Commercial/Industrial and Public Utility Real	0.187647	0.183133	0.181416	0.297224	0.281318
General Business and Public Utility Personal	0.200000	0.200000	0.200000	0.300000	0.300000
1999 Mental Health Operating - Ten Years					
Residential/Agricultural Real	0.544485	0.462716	0.461724	0.460105	0.413023
Commercial/Industrial and Public Utility Real	0.669502	0.653398	0.647273	0.641286	0.606967
General Business and Public Utility Personal	0.700000	0.700000	0.700000	0.700000	0.700000
2002 Senior Citizens Operating - Five Years					
Residential/Agricultural Real	0.175087	0.254946	0.254400	0.253508	0.227567
Commercial/Industrial and Public Utility Real	0.194848	0.292783	0.290039	0.287356	0.271978
General Business and Public Utility Personal	0.200000	0.300000	0.300000	0.300000	0.300000
2003 Childrens Services Operating - Five Years					
Residential/Agricultural Real	0.179820	0.152816	0.698498	0.696049	0.624824
Commercial/Industrial and Public Utility Real	0.300935	0.293696	0.693438	0.687023	0.650257
General Business and Public Utility Personal	0.700000	0.700000	0.700000	0.700000	0.700000
2005 Mental Health Operating - Ten Years					
Residential/Agricultural Real	0.896013	0.761453	0.759820	0.757157	0.679679
Commercial/Industrial and Public Utility Real	0.900000	0.878351	0.870118	0.862069	0.815935
General Business and Public Utility Personal	<u>0.900000</u>	<u>0.900000</u>	<u>0.900000</u>	<u>0.900000</u>	<u>0.900000</u>
Total Voted Millage by Type of Property					
Residential/Agricultural Real	5.192350	4.518736	6.551837	6.706903	6.020599
Commercial/Industrial and Public Utility Real	5.859188	5.820873	7.654746	7.701422	7.289275
General Business and Public Utility Personal	<u>6.400000</u>	<u>6.500000</u>	<u>8.000000</u>	<u>8.100000</u>	<u>8.100000</u>
Total Millage by Type of Property					
Residential/Agricultural Real	7.292350	6.618736	8.651837	8.806903	8.120599
Commercial/Industrial and Public Utility Real	7.959188	7.920873	9.754746	9.801422	9.389275
General Business and Public Utility Personal	<u>\$ 8.500000</u>	<u>\$ 8.600000</u>	<u>\$ 10.100000</u>	<u>\$ 10.200000</u>	<u>\$ 10.200000</u>

The rates presented for a particular calendar year are the rates that, when applied to the assessed values presented in the Assessed Value Table, generated the property tax revenue billed in that year. Rates may only be raised by obtaining the approval of a majority of the voters at a public election.

<u>2002</u>	<u>2003</u>	<u>2004</u>	<u>2005</u>	<u>2006</u>
\$ <u>2.100000</u>	\$ <u>2.100000</u>	\$ <u>2.100000</u>	\$ <u>2.100000</u>	\$ <u>2.100000</u>
2.269245	2.261465	1.905584	1.902347	1.897200
2.998738	2.955915	2.781380	2.830486	2.842859
3.400000	3.400000	3.400000	3.400000	3.400000
0.201413	0.200722	0.169135	0.168848	0.168391
0.266013	0.262215	0.246732	0.251088	0.252185
0.300000	0.300000	0.300000	0.300000	0.300000
1.340218	1.335624	1.125441	1.123528	1.120489
1.391422	1.371552	1.290567	1.313352	1.319092
1.500000	1.500000	1.500000	1.500000	1.500000
0.268619	0.267698	0.225571	0.225188	0.224578
0.280917	0.276906	0.260555	0.265155	0.266314
0.300000	0.300000	0.300000	0.300000	0.300000
0.413428	0.412010	0.347174	0.346584	0.345646
0.606102	0.597446	0.562169	0.572094	0.574595
0.700000	0.700000	0.700000	0.700000	0.700000
0.227790	2.989710	0.251922	0.251494	0.250814
0.271590	0.295715	0.278254	0.283167	0.284405
0.300000	0.300000	0.300000	0.300000	0.300000
0.625435	0.623291	0.525205	0.524313	0.522895
0.649330	0.640057	0.602264	0.612897	0.615576
0.700000	0.700000	0.700000	0.700000	0.700000
0.680344	0.678011	0.571314	0.570343	0.897564
0.814772	0.803137	0.755714	0.769057	0.900000
<u>0.900000</u>	<u>0.900000</u>	<u>0.900000</u>	<u>0.900000</u>	<u>0.900000</u>
6.026492	8.768531	5.121346	5.112645	5.427577
7.278884	7.202943	6.777635	6.897296	7.055026
<u>8.100000</u>	<u>8.100000</u>	<u>8.100000</u>	<u>8.100000</u>	<u>8.100000</u>
8.126492	10.868531	7.221346	7.212645	7.527577
9.378884	9.302943	8.877635	8.997296	9.155026
\$ <u>10.200000</u>	\$ <u>10.200000</u>	\$ <u>10.200000</u>	\$ <u>10.200000</u>	\$ <u>10.200000</u>

LAKE COUNTY, OHIO

PROPERTY TAX RATES OF OVERLAPPING GOVERNMENTS

(Per \$1,000 of Assessed Value)

LAST TEN YEARS

	<u>1997</u>	<u>1998</u>	<u>1999</u>	<u>2000</u>	<u>2001</u>
School Districts:					
Fairport Harbor (A)	\$ 76.300	\$ 77.100	\$ 77.100	\$ 76.470	\$ 76.670
Kirtland Local (A)	69.040	67.690	67.690	71.020	69.180
Madison Local (A)	58.470	58.420	58.420	58.780	57.570
Mentor Exempted	67.450	67.210	67.210	66.870	66.840
Painesville City (A)	74.590	73.580	72.680	78.680	78.650
Painesville Township (A)	55.100	54.530	54.530	54.010	53.800
Perry Local (A)	45.700	45.750	45.750	45.700	45.700
Wickliffe Local	60.140	60.010	60.010	59.920	60.110
Willoughby-Eastlake	47.620	46.710	46.710	46.430	45.840
Corporations:					
Eastlake	10.420	10.420	10.420	10.800	10.800
Kirtland	11.050	11.050	11.050	11.050	11.050
Mentor	6.050	6.000	4.500	4.500	4.500
Mentor-on-the-Lake	24.000	24.000	24.000	24.000	24.000
Painesville	3.700	3.700	3.700	3.700	3.700
Wickliffe	9.050	8.600	7.400	7.400	7.400
Willoughby	6.550	6.290	7.190	7.190	6.910
Willoughby Hills	7.800	7.800	7.800	7.800	7.400
Willowick	20.970	19.940	19.940	19.940	19.940
Villages:					
Fairport Harbor	11.050	6.660	10.060	10.560	10.490
Grand River	3.000	3.000	7.500	7.500	7.500
Kirtland Hills	23.000	23.000	23.000	23.000	23.000
Lakeline	11.000	11.000	11.000	11.000	11.000
Madison (B)	13.230	13.230	13.230	9.430	9.430
North Perry (C)	7.200	7.200	8.200	8.200	8.200
Perry (C)	13.200	13.200	14.200	14.200	14.200
Timberlake	13.000	13.000	13.000	13.000	13.000
Waite Hill	13.000	13.000	13.000	13.000	13.000
Townships:					
Concord	9.400	9.400	9.400	9.400	9.400
Leroy	14.950	10.950	10.950	10.950	11.000
Madison (B)	21.630	21.630	21.630	21.630	21.630
Painesville	10.700	10.700	10.700	10.700	10.700
Perry	7.200	7.200	7.200	8.200	8.200
Libraries:					
Mentor	0.500	0.500	0.625	0.625	0.625
Painesville Morley	1.000	1.000	1.000	1.000	1.000
Perry	0.600	0.600	0.600	0.600	0.600
Wickliffe	1.200	1.200	1.200	1.200	1.200
Willoughby-Eastlake	0.300	0.300	0.300	1.300	1.300
Other Political Subdivisions:					
Fairport Harbor Port Authority	0.560	0.560	0.560	0.560	0.560
Lake MetroParks	2.300	2.300	2.300	2.300	2.300
Lakeland Community College	3.200	3.200	3.200	3.200	3.200
Auburn Joint Vocational School	1.500	1.500	1.500	1.500	1.500
Lake County School Financing District	4.900	4.900	4.900	4.900	4.900
Madison Fire District	6.480	6.480	6.480	6.480	6.480
Perry Fire District	3.000	3.000	4.000	4.000	4.000

(A) Includes millage for Auburn Joint Vocational School

(B) Includes millage for Madison Fire District

(C) Includes millage for Perry Library District and Perry Fire District

Source: Office of the Lake County Auditor

	<u>2002</u>	<u>2003</u>	<u>2004</u>	<u>2005</u>	<u>2006</u>
\$	76.730	\$ 76.620	\$ 78.590	\$ 78.620	\$ 85.470
	69.100	68.670	72.490	72.170	72.060
	57.020	56.970	56.350	56.150	56.100
	66.790	66.770	69.620	77.460	77.280
	78.580	78.580	78.530	86.200	86.090
	53.840	53.710	53.170	56.190	56.050
	45.700	45.700	45.700	45.700	45.700
	61.310	61.380	61.380	60.820	67.310
	45.770	45.590	47.390	49.770	49.400
	10.800	10.800	10.800	9.260	8.300
	11.050	11.050	11.050	11.050	11.050
	4.500	4.500	4.500	4.500	4.500
	24.000	24.000	24.000	24.000	24.000
	3.700	3.700	3.700	3.700	3.700
	7.400	7.400	7.400	7.400	8.010
	6.910	6.890	6.790	6.680	6.580
	7.400	7.400	7.400	7.400	7.300
	19.500	19.500	19.500	19.500	19.500
	9.560	9.560	9.560	9.560	9.560
	7.500	7.500	7.500	7.500	7.500
	23.000	23.000	20.000	20.000	20.000
	11.000	11.000	6.000	6.000	6.000
	9.430	9.430	9.430	9.430	9.430
	8.200	11.100	11.100	11.100	11.100
	14.200	14.100	14.100	14.100	14.100
	13.000	13.000	13.000	21.200	21.200
	13.000	13.000	13.000	13.000	13.000
	9.400	9.400	9.400	9.400	9.400
	11.000	11.900	11.900	11.900	11.900
	21.630	21.630	21.630	21.630	21.630
	10.700	10.700	10.150	12.650	12.650
	8.200	11.100	11.100	11.100	11.100
	0.625	0.625	0.625	0.625	0.625
	2.000	1.900	1.800	1.750	1.740
	0.600	0.600	0.600	0.600	0.600
	1.200	1.200	1.200	1.200	1.200
	1.300	1.300	1.300	1.300	1.300
	0.560	0.560	0.560	0.560	0.000
	2.300	2.300	2.300	2.300	2.300
	3.200	3.200	3.200	3.200	3.200
	1.500	1.500	1.500	1.500	1.500
	4.900	4.900	4.900	4.900	4.900
	6.480	6.480	6.480	6.480	6.480
	4.000	6.900	6.900	6.900	6.900

LAKE COUNTY, OHIO

PROPERTY TAX LEVIES AND COLLECTIONS (1)

LAST TEN YEARS

Collection Year	Current Tax Levy	Current Tax Collections	Percent of Current Tax Collections to Current Tax Levy	(2) Delinquent Tax Collections	Total Tax Collections	Percent of Total Tax Collections to Current Tax Levy
1997	\$ 33,156,482	\$ 31,286,650	94.36%	\$ 528,332	\$ 31,814,982	95.95%
1998	37,831,514	35,940,365	95.00%	554,634	36,494,999	96.47%
1999	43,757,385	41,443,190	94.71%	699,718	42,142,908	96.31%
2000	44,638,293	42,398,704	94.98%	1,738,307	44,137,011	98.88%
2001	46,958,173	44,673,296	95.13%	1,648,694	46,321,990	98.65%
2002	43,395,269	40,263,669	92.78%	1,596,040	41,859,709	96.46%
2003	43,649,157	41,385,392	94.81%	1,753,178	43,138,570	98.83%
2004	45,313,687	43,297,827	95.55%	1,654,868	44,952,695	99.20%
2005	46,092,825	44,454,865	96.45%	1,985,169	46,440,034	100.75%
2006	51,974,393	50,400,065	96.97%	2,140,671	52,540,736	101.09%

(1) Includes Homestead/Rollback taxes assessed locally, but distributed through the State and reported as Intergovernmental revenue.

(2) The County does not identify delinquent tax collections by tax year.

Source: Office of the Lake County Auditor

LAKE COUNTY, OHIO

PRINCIPAL TAXPAYERS

REAL ESTATE TAX

JANUARY 1, 2006 AND JANUARY 1, 1997

January 1, 2006

<u>Name of Taxpayer</u>	<u>Nature of Business</u>	<u>Assessed Value</u>	<u>Percent of Real Property Assessed Value</u>
Simon Property Group L P	Developer of Great Lakes Mall	\$ 25,900,140	0.41%
Lubrizol Corporation	Manufacturer of chemical additives for fuels and lubricants	18,586,450	0.29%
First Interstate	Developer of Willoughby Commons & Creekside Commons Shopping Ctrs	14,239,620	0.23%
Avery Dennison Corporation	Manufacturer of pressure-sensitive adhesives, papers, foils & films	14,050,190	0.22%
Inland Southeast Steris Corporation	Retail developer Provider of infection and contamination prevention systems and products	12,642,150	0.20%
Points East Enterprises	Developer of Points East Shopping Center	9,323,340	0.15%
Cleveland Clinic	Medical care provider	7,013,210	0.11%
Osborne, Jerome T.	Contractor and developer	6,521,560	0.10%
Viviani Family	Retail developer	6,024,700	0.10%
		5,824,370	0.09%
	Totals	\$ <u>120,125,730</u>	<u>1.90%</u>
	Total Assessed Valuation	\$ <u>6,328,540,447</u>	

January 1, 1997

<u>Name of Taxpayer</u>	<u>Nature of Business</u>	<u>Assessed Value</u>	<u>Percent of Real Property Assessed Value</u>
DeBartolo Realty Partnership	Developer of Great Lakes Mall	\$ 18,203,360	0.40%
Lubrizol Corporation	Manufacturer of chemical additives for fuels and lubricants	10,666,010	0.23%
Ratner, Albert B.	Retail developer	5,669,080	0.12%
Fashion Square Association	Retail developer	5,037,240	0.11%
Osborne, Jerome T.	Contractor and developer	5,031,860	0.11%
Millstein, Norman	Developer of apartment complexes	4,467,520	0.10%
Osborne, Michael E.	Contractor and developer	4,060,650	0.09%
Kirtland Country Club	Golf course and banquet club	3,999,880	0.09%
Maxus Corporate Company	Service and holding company	3,972,410	0.09%
Ohio Presbyterian	Retirement community	3,970,950	0.09%
	Totals	\$ <u>65,078,960</u>	<u>1.43%</u>
	Total Assessed Valuation	\$ <u>4,580,363,121</u>	

Real property taxes paid in 2006 are based on January 1, 2005 values.
Real property taxes paid in 1997 are based on January 1, 1996 values.

Source: Office of the Lake County Auditor

LAKE COUNTY, OHIO

PRINCIPAL TAXPAYERS

TANGIBLE PERSONAL PROPERTY TAXPAYERS

JANUARY 1, 2006 AND JANUARY 1, 1997

January 1, 2006

<u>Name of Taxpayer</u>	<u>Nature of Business</u>	<u>Assessed Value</u>	<u>Percent of Real Property Assessed Value</u>
Avery Dennison Corporation	Manufacturer of pressure-sensitive adhesives, papers, foils & films	\$ 24,340,600	0.38%
Lubrizol Corportion	Manufacturer of chemical additives for fuels and lubricants	22,735,520	0.36%
GE Quartz PCC Airfoils	Manufacturer of lightbulbs Manufacturer of blades, vanes & vane segments for airline turbine engines	14,619,180	0.23%
Steris Corporation	Provider of infection and contamination prevention and therapy support systems	6,624,340	0.10%
Parker Hannifin Corp. ABB Automation, Inc.	Manufacturer of fluid hose products, fittings Computer systems for electrical power plants, industrial processes and shipboard automations	5,911,220 5,699,000	0.09% 0.09%
Swagelok Semiconductor Services Co.	Manufacturer of semiconductors	4,837,170	0.08%
Jim Brown Chevrolet, Inc.	Automobile dealership	4,513,270	0.07%
Swagelok Manufacturing Company LLC	Manufacturer of fluid system components	4,435,050	0.07%
		3,418,340	0.05%
	Totals	\$ 97,133,690	1.52%
	Total Assessed Valuation	\$ 6,328,540,447	

January 1, 1997

<u>Name of Taxpayer</u>	<u>Nature of Business</u>	<u>Assessed Value</u>	<u>Percent of Real Property Assessed Value</u>
Lubrizol Corportion	Manufacturer of chemical additives for fuels and lubricants	\$ 36,791,880	0.80%
Centerior Fuel Corporation	Fuel rods for Perry Nuclear Power Plant	35,090,330	0.77%
Avery Dennison Corporation	Manufacturer of pressure-sensitive adhesives, papers, foils & films	31,631,650	0.69%
Ohio Edison Fuel Inc.	Fuel rods for Perry Nuclear Power Plant	22,431,820	0.49%
Nupro Company	Commercial valves, filters, billows	19,057,530	0.42%
Bailey Controls Company	Computer systems for electrical power plants, industrial processes and shipboard automations	8,270,120	0.18%
Lincoln Electric	Welders and motors	7,918,340	0.17%
Buckeye Steel Castings Co.	Custom Plastics and precision metals	6,081,230	0.13%
General Electric Company	Crystals, semi-conductors, thermocouplers	4,913,500	0.11%
Parker Hannifin Corp.	Manufacturer of fluid hose products, fittings	4,500,740	0.10%
	Totals	\$ 176,687,140	3.86%
	Total Assessed Valuation	\$ 4,580,363,121	

General business tangible personal property tax paid in 2006 is based on values listed on December 31, 2005.
General business tangible personal property tax paid in 1997 is based on values listed on December 31, 1996.

Source: Office of the Lake County Auditor

LAKE COUNTY, OHIO

PRINCIPAL TAXPAYERS

TANGIBLE PUBLIC UTILITY PROPERTY TAXPAYERS

JANUARY 1, 2006 AND JANUARY 1, 1997

January 1, 2006

<u>Name of Taxpayer</u>	<u>Nature of Business</u>	<u>Assessed Value</u>	<u>Percent of Real Property Assessed Value</u>
Cleveland Electric Illuminating Co.	Electric Utility	\$ 270,904,630	4.28%
Ohio Edison	Electric Utility	59,406,320	0.94%
First Energy Generation	Electric Utility	43,881,000	0.69%
Ameritech	Telephone Utility	24,095,000	0.38%
American Transmission	Electric Utility	18,229,590	0.29%
Aqua Ohio, Inc.	Water Utility	17,587,890	0.28%
Pennsylvania Power	Electric Utility	12,312,390	0.19%
East Ohio Gas	Natural Gas Utility	6,626,060	0.10%
Western Reserve Telephone	Telephone Utility	4,574,010	0.07%
CEI Co.	Electric Utility	2,934,420	0.05%
	Totals	<u>\$ 460,551,310</u>	<u>7.27%</u>
	Total Assessed Valuation	<u>\$ 6,328,540,447</u>	

January 1, 1997

<u>Name of Taxpayer</u>	<u>Nature of Business</u>	<u>Assessed Value</u>	<u>Percent of Real Property Assessed Value</u>
Cleveland Electric Illuminating Co.	Electric Utility	\$ 473,826,300	10.34%
Duquesne Light Company	Electric Utility	163,256,550	3.56%
Ohio Edison	Electric Utility	86,519,620	1.89%
Toledo Edison	Electric Utility	61,987,190	1.35%
Ameritech	Telephone Utility	47,402,270	1.03%
Pennsylvania Power	Electric Utility	41,926,580	0.92%
East Ohio Gas	Natural Gas Utility	17,796,750	0.39%
Consumers Ohio	Water Utility	12,909,420	0.28%
Western Reserve Telephone	Telephone Utility	8,170,450	0.18%
Ohio Telegraph & Telephone	Telephone Utility	1,401,430	0.03%
	Totals	<u>\$ 915,196,560</u>	<u>19.97%</u>
	Total Assessed Valuation	<u>\$ 4,580,363,121</u>	

Public utility tangible personal property tax paid in 2006 is based on values listed on December 31, 2004.
 Public utility tangible personal property tax paid in 1997 is based on values listed on December 31, 1995.

Source: Office of the Lake County Auditor

LAKE COUNTY, OHIO

RATIO OF OUTSTANDING DEBT BY TYPE

LAST TEN YEARS

Year	Governmental Activities						Percentage of Estimated Actual	
	General Obligation Bonds	General Obligation Loans	Special Assessment Bonds	Capital Leases	General Obligation Notes	Sub-Total Governmental Activities	Property Tax Valuation	Per Capita
1997	\$ 12,590,000	\$ 2,010,000	\$ 3,247,130	\$ 832,931	\$ 2,300,000	\$ 20,980,061	0.17%	93.78
1998	11,795,000	1,665,000	2,912,850	249,157	0	16,622,007	0.12%	74.28
1999	10,990,000	1,295,000	3,465,500	39,469	6,000,000	21,789,969	0.15%	95.93
2000	11,985,000	895,000	4,308,150	753,586	7,000,000	24,941,736	0.17%	109.63
2001	18,630,000	465,000	5,246,700	692,623	0	25,034,323	0.16%	110.04
2002	16,880,000	0	7,721,350	524,128	6,000,000	31,125,478	0.20%	135.92
2003	15,085,000	0	7,266,700	347,908	12,000,000	34,699,608	0.22%	151.52
2004	13,255,000	0	8,427,300	163,679	13,500,000	35,345,979	0.20%	153.64
2005	26,918,000	0	8,606,950	0	0	35,524,950	0.20%	154.11
2006	24,708,000	0	8,069,600	88,243	1,500,000	34,365,843	0.19%	147.56

Year	Business-Type Activities						Percentage of Estimated Actual	
	General Obligation Bonds	OWDA Loans	Other Long-Term Debt	Capital Leases	General Obligation Notes	Sub-Total Business Type Activities	Property Tax Valuation	Per Capita
1997	\$ 7,282,870	\$67,793,318	\$ 523,304	\$ 148,752	\$ 2,885,427	\$ 78,633,671	0.63%	351.49
1998	6,787,150	64,087,884	389,887	110,613	3,230,427	74,605,961	0.54%	333.39
1999	6,309,500	60,132,834	305,910	118,776	3,583,427	70,450,447	0.49%	310.16
2000	5,811,850	55,887,164	221,932	66,122	6,093,427	68,080,495	0.47%	299.24
2001	5,308,300	51,280,869	137,954	28,094	6,478,427	63,233,644	0.40%	277.94
2002	6,713,650	46,313,870	31,045,682	16,651	1,943,427	86,033,280	0.55%	375.68
2003	6,033,300	40,918,478	31,774,666	4,320	4,753,427	83,484,191	0.53%	364.55
2004	5,387,700	66,156,900	85,000	89,575	3,343,427	75,062,602	0.42%	326.27
2005	4,725,050	58,168,431	25,000	38,389	1,973,427	64,930,297	0.36%	281.68
2006	4,052,400	49,445,749	478,999	0	3,023,427	57,000,575	0.32%	244.75

Year	Total Primary Government	Percentage of Estimated Actual Property Tax Valuation	Per Capita
1997	\$ 99,613,732	0.80%	445.27
1998	91,227,968	0.65%	407.67
1999	92,240,416	0.64%	406.09
2000	93,022,231	0.64%	408.87
2001	88,267,967	0.56%	387.97
2002	117,158,758	0.75%	511.60
2003	118,183,799	0.75%	516.08
2004	110,408,581	0.62%	479.91
2005	100,455,247	0.56%	435.80
2006	91,366,418	0.51%	392.31

Source: Office of the Lake County Auditor

LAKE COUNTY, OHIO

COMPUTATION OF DIRECT AND OVERLAPPING DEBT

DECEMBER 31, 2006

	Net General Obligation Bonded Debt Outstanding (1)	Percent Applicable (2)	County Share
Direct Debt			
County of Lake	\$ 24,708,000	100.00%	\$ <u>24,708,000</u>
Total Direct Debt			24,708,000
Overlapping Debt			
All Cities wholly within Lake County	95,219,575	100.00%	95,219,575
All Villages wholly within Lake County	1,091,000	100.00%	1,091,000
All Townships wholly within Lake County	1,365,185	100.00%	1,365,185
All School Districts wholly within Lake County	33,950,106	100.00%	33,950,106
All Library Districts wholly within Lake County	9,505,000	100.00%	9,505,000
Madison Local School District	7,470,000	99.67%	7,445,349
Mentor Exempted Village School District	14,133,291	99.75%	14,097,958
Painesville Township Local School District	6,292,657	99.53%	<u>6,263,082</u>
Total Overlapping Debt			<u>168,937,254</u>
Total Net Direct and Overlapping Debt			\$ <u><u>193,645,254</u></u>

(1) Per confirmation with respective entities. Amount excludes general obligation debt reported in enterprise funds.

(2) Determined, on a percentage basis, by dividing the amount of assessed valuation of the political subdivision's territory that is within the boundaries of the County by the total assessed valuation of the political subdivision.

Source: Office of the Lake County Auditor

LAKE COUNTY, OHIO

COMPUTATION OF LEGAL DEBT MARGIN

DECEMBER 31, 2006

	<u>1997</u>	<u>1998</u>	<u>1999</u>	<u>2000</u>
TOTAL OF ALL COUNTY DEBT OUTSTANDING \$	98,632,049 \$	90,868,198 \$	86,082,171 \$	125,084,086 \$
DEBT EXEMPT FROM COMPUTATION				
Detention Facility Bonds	9,170,000	8,515,000	7,860,000	7,205,000
Human Services HUD Loan	2,010,000	1,665,000	1,295,000	895,000
Special Assessment Bonds	3,247,130	2,912,850	3,465,500	4,308,150
Ohio Water Development Authority Loans	67,793,318	64,087,884	60,132,834	55,887,164
General Obligation Bonds paid from:				
Water revenue	6,790,000	6,394,000	6,008,000	5,602,000
Wastewater revenue	492,870	393,150	301,500	209,850
Other Long-term Obligations paid from:				
Water revenue	523,304	389,887	305,910	221,932
Wastewater revenue				32,881,563
Enterprise Funds Notes paid from:				
Water revenue	607,427	1,977,127	3,189,427	1,249,427
Wastewater revenue	263,000	238,300	394,000	4,844,000
Solid Waste revenue	2,015,000	1,015,000		
TOTAL EXEMPT DEBT	<u>92,912,049</u>	<u>87,588,198</u>	<u>82,952,171</u>	<u>113,304,086</u>
NET DEBT	\$ 5,720,000	\$ 3,280,000	\$ 3,130,000	\$ 11,780,000
<hr/>				
ASSESSED VALUATION OF COUNTY	\$ 4,580,363,121	\$ 5,105,999,168	\$ 5,242,255,852	\$ 5,222,330,100
Direct debt limitation - ORC 133.02 and ORC 133.07 (3% of first \$100,000,000 assessed valuation; 1.5% amount in excess of \$100,000,000 but not in excess of \$300,000,000; 2.5% of amount in excess of \$300,000,000)	113,009,078	126,149,954	129,556,396	129,058,253
Less: Net debt (all unvoted)	<u>5,720,000</u>	<u>3,280,000</u>	<u>3,130,000</u>	<u>11,780,000</u>
DIRECT LEGAL DEBT MARGIN (VOTED AND UNVOTED)	\$ 107,289,078	\$ 122,869,954	\$ 126,426,396	\$ 117,278,253
<hr/>				
UNVOTED DEBT LIMITATION (1% OF COUNTY ASSESSED VALUATION)	\$ 45,803,631	\$ 51,059,992	\$ 52,422,559	\$ 52,223,301
Less: Net debt (all unvoted)	<u>5,720,000</u>	<u>3,280,000</u>	<u>3,130,000</u>	<u>11,780,000</u>
UNVOTED LEGAL DEBT MARGIN	\$ 40,083,631	\$ 47,779,992	\$ 49,292,559	\$ 40,443,301

Source: Office of the Lake County Auditor

	<u>2001</u>	<u>2002</u>	<u>2003</u>	<u>2004</u>	<u>2005</u>	<u>2006</u>
\$	119,709,120	\$ 116,617,979	\$ 117,831,571	\$ 110,155,327	\$ 100,441,860	\$ 91,278,175
	6,550,000	5,895,000	5,240,000	4,585,000	3,930,000	3,275,000
	465,000					
	5,246,700	7,721,350	7,266,700	8,427,300	8,606,950	8,069,600
	51,280,869	46,313,870	40,918,478	66,156,900	58,168,433	49,445,749
	5,176,000	4,905,000	4,340,000	3,760,000	3,165,000	2,560,000
	132,300	1,808,650	1,693,300	1,627,700	1,560,050	1,492,400
	137,954	103,976	70,000	50,000	25,000	
	32,161,870	30,941,706	31,704,666	35,000	25,000	478,999
	1,024,427	464,427	954,427	908,427	23,427	23,427
	5,454,000	1,479,000	1,479,000	580,000	560,000	2,075,000
			2,320,000	1,855,000	1,390,000	925,000
	<u>107,629,120</u>	<u>99,632,979</u>	<u>95,986,571</u>	<u>87,985,327</u>	<u>77,453,860</u>	<u>68,345,175</u>
\$	12,080,000	\$ 16,985,000	\$ 21,845,000	\$ 22,170,000	\$ 22,988,000	\$ 22,933,000
\$	5,684,393,889	\$ 5,458,356,425	\$ 5,569,264,708	\$ 6,252,395,015	\$ 6,346,048,449	\$ 6,328,540,447
	140,609,847	134,958,911	137,731,618	154,809,875	157,151,211	156,713,511
	<u>12,080,000</u>	<u>16,985,000</u>	<u>21,845,000</u>	<u>22,170,000</u>	<u>22,988,000</u>	<u>22,933,000</u>
\$	128,529,847	\$ 117,973,911	\$ 115,886,618	\$ 132,639,875	\$ 134,163,211	\$ 133,780,511
\$	56,843,939	\$ 54,583,564	\$ 55,692,647	\$ 62,523,950	\$ 63,460,484	\$ 63,285,405
	<u>12,080,000</u>	<u>16,985,000</u>	<u>21,845,000</u>	<u>22,170,000</u>	<u>22,988,000</u>	<u>22,933,000</u>
\$	44,763,939	\$ 37,598,564	\$ 33,847,647	\$ 40,353,950	\$ 40,472,484	\$ 40,352,405

LAKE COUNTY, OHIO

SCHEDULE OF ENTERPRISE BOND COVERAGE

DECEMBER 31, 2006

Year	Operating Revenue	Operating Expenses (1)	Net Revenue Available For Debt Service	Enterprise G.O. Debt Principal and Interest	OWDA Principal and Interest	Total	Coverage
Water Fund Debt Coverage							
2006	\$ 18,054,625	\$ 8,767,085	\$ 9,287,540	\$ 692,878	\$ 7,806,123	\$ 8,499,001	1.09
2005	19,466,792	8,084,197	11,382,595	697,921	7,616,078	8,313,999	1.37
2004	18,793,610	7,324,421	11,469,189	691,546	7,448,794	8,140,340	1.41
2003	18,788,736	6,993,407	11,795,329	696,469	8,084,148	8,780,617	1.34
2002	19,438,081	6,622,000	12,816,081	5,660,719 (2)	8,850,171	14,510,890	0.88
2001	14,997,332	6,461,923	8,535,409	782,050	8,875,197	9,657,247	0.88
2000	15,011,933	5,905,364	9,106,569	785,517	8,875,197	9,660,714	0.94
1999	16,236,758	6,297,251	9,939,507	787,278	8,875,197	9,662,475	1.03
1998	16,078,558	5,998,740	10,079,818	818,846	8,875,197	9,694,043	1.04
1997	15,428,006	5,915,711	9,512,295	824,047	8,875,196	9,699,243	0.98
Wastewater Fund Debt Coverage							
2006	\$ 15,232,891	\$ 10,279,573	\$ 4,953,318	\$ 133,478	\$ 4,105,186	\$ 4,238,664	1.17
2005	15,209,457	9,248,572	5,960,885	134,851	4,077,585	4,212,436	1.42
2004	15,007,357	9,357,656	5,649,701	134,117	3,864,099	3,998,216	1.41
2003	14,610,899	8,683,571	5,927,328	189,352	4,221,399	4,410,751	1.34
2002	14,558,052	8,351,098	6,206,954	97,929	4,399,744	4,497,673	1.38
2001	13,150,162	8,186,574	4,963,588	91,642	4,494,185	4,585,827	1.08
2000	10,450,033	8,394,592	2,055,441	112,626	3,221,033	3,333,659	0.62
1999	10,786,882	7,832,925	2,953,957	119,605	1,973,651	2,093,256	1.41
1998	10,843,687	7,537,352	3,306,335	135,092	2,098,659	2,233,751	1.48
1997	10,466,368	7,584,380	2,881,988	184,777	2,149,401	2,334,178	1.23

(1) Operating expenses exclude depreciation

(2) General Obligation payments include defeasance of bond; payment of \$4.7 million (See Note H).

Source: Office of the Lake County Auditor

LAKE COUNTY, OHIO

DEMOGRAPHIC AND ECONOMIC STATISTICS

LAST TEN YEARS

POPULATION

Year	Lake County Population (1)	Per Capita Personal Income (2)	Lake County Unemployment Rate (3)	State of Ohio Unemployment Rate (3)	United States Unemployment Rate (3)
1997	223,715	Unavailable	4.0	4.3	4.4
1998	223,779	Unavailable	3.7	4.0	3.8
1999	227,145	20,588	3.8	4.1	4.1
2000	227,511	30,493	3.6	3.9	4.0
2001	228,257	30,500	5.0	4.8	5.8
2002	229,004	30,513	5.4	5.0	5.7
2003	229,004	31,515	6.3	6.1	6.0
2004	230,063	32,153	5.7	5.6	5.4
2005	230,510	33,298	5.2	5.9	4.9
2006	232,892	Unavailable	4.8	5.5	4.6

AGE DISTRIBUTION (1)

2000 Census

Age Group	Total	Percentage of Total
Under 5 years	13,906	6.11%
5 to 9 years	15,486	6.81%
10 to 14 years	16,079	7.07%
15 to 19 years	14,689	6.46%
20 to 24 years	11,460	5.04%
25 to 34 years	29,247	12.86%
35 to 44 years	38,345	16.85%
45 to 54 years	33,689	14.81%
55 to 59 years	12,718	5.59%
60 to 64 years	9,848	4.33%
65 to 74 years	17,024	7.48%
75 to 84 years	11,676	5.13%
85 and older	3,344	1.47%
TOTAL	227,511	100.00%
Male	110,531	48.58%
Female	116,980	51.42%

(1) U.S. Census Bureau (non-census years are estimates)

(2) Ohio Department of Development

(3) Ohio Department of Job and Family Services

LAKE COUNTY, OHIO

PRINCIPAL EMPLOYERS

CURRENT YEAR AND NINE YEARS AGO

2006			
<u>Employer (1)</u>	<u>Nature of Business</u>	(1) <u>Number Employed</u>	<u>Percentage of Total Employment</u>
Lake County Government	County Government	2,141	1.71%
Lake Hospital Systems, Inc.	Health Care	1,756	1.40%
First Energy Corporation	Electric Utility	1,312	1.05%
Lubrizol Corporation	Chemical Additives	1,273	1.02%
Avery International	Pressure-sensitive Products	1,273	1.02%
Mentor Exempted Village Schools	School District	1,010	0.81%
Willoughby-Eastlake City Schools	School District	929	0.74%
Steris Corporation	Infection and Contamination Prevention Systems	855	0.68%
Ginat Eagle, Inc.	Grocery Store Chain	811	0.65%
ABB Automation, Inc.	Computer Systems for Power Plants	533	0.43%
	Totals	<u>11,893</u>	<u>9.51%</u>
	Total Employment Within the County (3)	<u>125,100</u>	

1997			
<u>Employer (2)</u>	<u>Nature of Business</u>	(2) <u>Number Employed</u>	<u>Percentage of Total Employment</u>
Lake County Government	County Government	2,110	1.75%
Lake Hospital Systems, Inc.	Health Care	2,084	1.72%
Lubrizol Corporation	Chemical Additives	1,861	1.54%
Avery International	Pressure-sensitive Products	1,534	1.27%
Mentor Exempted Village Schools	School District	1,396	1.15%
Elsag Bailey, Inc.	Computer Systems for Power Plants	1,328	1.10%
First Energy Corporation	Electric Utility	1,154	0.95%
Willoughby-Eastlake City Schools	School District	1,076	0.89%
Lakeland Community College	Secondary Education	1,019	0.84%
PCC Airfoils	Airfoils for Jet Engines and Gas Turbines	771	0.64%
	Totals	<u>14,333</u>	<u>11.86%</u>
	Total Employment Within the County (3)	<u>120,900</u>	

Sources:

- (1) Crain's Cleveland Business - March 19, 2007
- (2) Office of the Lake County Auditor
- (3) Ohio Department of Job and Family Services - Labor Market Division

LAKE COUNTY, OHIO

COUNTY GOVERNMENT EMPLOYEES BY FUNCTION/ACTIVITY LAST TEN YEARS

	<u>1997</u>	<u>1998</u>	<u>1999</u>	<u>2000</u>	<u>2001</u>	<u>2002</u>	<u>2003</u>	<u>2004</u>	<u>2005</u>	<u>2006</u>
General Government										
Commissioners	24	25	25	28	26	23	23	23	22	23
Mailroom	7	7	7	8	7	7	7	7	7	6
Information Technology	10	10	11	11	11	9	10	11	11	11
Buildings and Grounds	70	72	76	75	79	76	76	76	76	76
Planning Commission	8	8	9	7	7	7	7	6	7	6
Garage	10	9	9	9	9	9	9	9	9	9
Building Department	7	7	7	8	8	8	7	7	8	8
Central Purchasing	4	4	5	5	5	5	5	4	4	4
Auditor	34	34	35	32	33	31	31	28	29	35
Treasurer	17	17	18	17	16	16	18	19	22	20
Recorder	16	17	22	19	20	23	17	16	16	15
Board of Elections	13	13	13	13	15	14	15	15	15	18
Geographic Information System	0	1	1	3	3	4	4	4	3	3
Telecommunications	10	10	14	13	14	15	15	15	13	13
Judicial and Public Safety										
Prosecuting Attorney	59	59	60	61	59	61	61	67	72	70
Sheriff	190	190	197	215	221	216	213	213	218	219
Central Communications	20	21	24	26	25	29	28	30	30	34
Coroner	5	5	5	5	5	5	5	5	5	5
Clerk of Courts	44	45	46	51	47	50	50	50	49	52
Common Pleas Courts	21	19	19	19	26	24	24	24	25	25
Probate Court	18	18	18	18	18	18	18	18	18	18
Juvenile Court	93	94	93	93	96	95	97	101	98	102
Domestic Relations Court	21	21	21	20	20	19	21	22	21	22
Jury Commission	2	2	2	2	2	2	2	2	2	2
Law Library	2	1	2	2	2	2	2	2	2	2
Adult Probation	22	21	21	21	21	21	21	20	21	22
Public Defender	20	22	22	20	22	21	23	23	22	21
Municipal Courts	40	40	39	39	41	46	42	42	45	42
Narcotics Agency	16	16	19	22	20	24	22	20	26	21
Forensic Crime Laboratory	10	10	12	10	11	11	11	12	14	15
Emergency Management Agency	7	7	6	7	7	7	7	7	7	7
Public Works										
Engineer	78	77	77	87	90	85	86	84	85	82
Human Services										
Job and Family Services	114	114	117	118	125	138	140	147	148	143
Child Support Enforcement	45	45	46	46	43	40	42	41	38	37
Childrens Services	17	17	16	17	20	18	18	20	20	20
MR & DD	628	624	616	604	623	639	689	702	654	649
Veterans Services	9	9	8	10	10	11	11	11	11	11
Health										
ADAMHS	10	10	10	11	12	12	10	9	9	9
Dog Warden	6	6	6	6	8	7	8	9	9	10
County Home	6	6	6	6	6	6	6	0	0	0
Health Department (outside of en	71	72	71	76	77	79	81	92	91	76
Utilities										
Water	71	71	68	72	74	73	74	80	81	82
Wastewater	104	103	104	108	106	104	103	103	104	103
Solid Waste	7	7	6	6	5	7	7	7	7	7

Includes full and par-time employees

Source: Office of the Lake County Auditor

LAKE COUNTY, OHIO

OPERATING INDICATORS BY FUNCTION/ACTIVITY

LAST FOUR YEARS

(Continued)

	<u>2003</u>	<u>2004</u>	<u>2005</u>	<u>2006</u>
General Government				
Commissioners				
Number of resolutions	1,377	1,369	1,185	1,037
Number of meetings	59	58	58	61
Mailroom				
Number of pieces of mail sent to U.S. Postal Svc.	549,667	543,172	532,688	600,442
Building Department				
Number of permits issued	3,527	3,328	3,106	2,975
Number of inspections performed	15,255	16,823	16,272	13,922
Auditor				
Number of real estate parcels	105,003	106,436	107,213	108,549
Number of non-exempt conveyances	5,798	6,050	6,097	5,625
Number of exempt conveyances	5,255	5,076	4,864	4,663
Number of accounts payable checks issued	40,588	43,115	41,410	42,351
Recorder				
Number of deeds recorded	9,703	9,787	9,621	8,909
Number of mortgages recorded	28,040	20,864	19,971	17,319
Board of Elections				
Number of registered voters	147,301	160,196	151,147	153,736
Number of voters - November general election	60,248	122,862	64,840	91,348
Percentage of registered voters voting	40.90%	76.69%	42.90%	59.42%
Number of precincts	217	217	217	217
Risk Management				
Number of claims	43	64	96	56
Judicial and Public Safety				
Sheriff				
Number of inmates processed	6,327	6,284	6,450	6,768
Average daily jail population	363	373	358	361
Average daily male jail population	306	316	299	302
Average daily female jail population	57	57	59	59
Average daily misdemeanants on work release	17	19	19	17
Average daily misdemeanants on non-work release	22	19	19	21
Coroner				
Number of autopsies performed	105	116	136	130
Clerk of Courts				
Number of civil cases filed	1,767	1,768	2,022	2,010
Number of criminal cases filed	800	810	894	883
Common Pleas Courts				
Number of civil cases filed	2,538	2,618	2,960	3,154
Number of criminal cases filed	599	640	661	630
Probate Court				
Number of civil cases filed	1,615	1,673	1,553	1,905
Juvenile Court				
Number of cases filed	5,136	5,050	4,569	4,726
Domestic Relations Court				
Number of cases filed	1,931	2,101	2,172	1,961
Law Library				
Number of volumes in collection	18,912	20,643	19,967	20,640
Adult Probation				
Average daily case load	551	574	581	567
Municipal Courts				
Number of civil cases filed	5,012	4,970	5,461	5,565
Number of criminal cases filed (including traffic)	46,903	45,701	42,523	41,822
Number of small claims cases filed	1,427	1,410	1,469	1,929

LAKE COUNTY, OHIO

OPERATING INDICATORS BY FUNCTION/ACTIVITY (CONTINUED)

LAST FOUR YEARS

	<u>2003</u>	<u>2004</u>	<u>2005</u>	<u>2006</u>
Narcotics Agency				
Number of investigative cases initiated	134	159	158	164
Street value of drugs seized	121,901	265,728	214,036	120,963
Number of students in drug education classes	1,866	1,828	1,857	1,916
Number of new street drug cases		119	116	124
Number of pharmaceutical drug arrests		45	55	43
Emergency Management Agency				
Number of emergency responses	2	7	5	5
Human Services				
Job and Family Services				
Number of income maintenance cases open	16,628	17,436	19,053	18,697
Number of Prevention/Retention/Contingency cases	964	1,360	1,276	1,034
Child Support Enforcement				
Number of child support cases filed	12,517	12,477	12,582	12,446
Childrens Services				
Childrens Services cases open	571	495	495	481
Utilities				
Water				
Number of customers	39,256	39,636	39,997	40,367
Wastewater				
Number of customers	36,827	37,034	37,735	38,137
Solid Waste				
Tonage dumped	208,832	203,989	210,352	216,857
<u>Lake County - Incorporated in 1840</u>				
Area in square miles	231	231	231	231
Number of municipal subdivisions located in the County				
Municipalities	18	18	18	18
Townships	5	5	5	5
School Districts / Colleges	13	13	13	13
Libraries	4	4	4	4
Special Districts	2	2	2	2
Population Ranking in the State	11	11	11	11

LAKE COUNTY, OHIO

CAPITAL ASSET STATISTICS BY FUNCTION/ACTIVITY

LAST FOUR YEARS

(Continued)

	<u>2003</u>	<u>2004</u>	<u>2005</u>	<u>2006</u>
General Government				
Commissioners				
Square footage of County Administration Building	104,495	104,495	104,495	104,495
Number of vehicles	2	2	2	2
Mailroom				
Number of vehicles	1	1	1	1
Information Technology				
Number of vehicles	1	1	1	1
Buildings and Grounds				
Square footage of Buildings & Grounds facility	6,095	6,095	6,095	6,095
Number of vehicles	17	17	18	18
Number of other road equipment pieces	7	7	7	7
Garage				
Square footage of County Garage	13,179	13,179	13,179	13,179
Number of vehicles	17	17	17	17
Building Department				
Number of vehicles	6	6	6	6
Central Purchasing				
Number of vehicles	3	3	3	3
Auditor				
Number of vehicles	10	10	10	10
Treasurer				
Number of vehicles	1	1	1	1
Board of Elections				
Number of vehicles	1	1	1	1
Number of voting machines	550	550	550	864
Telecommunications				
Number of vehicles	10	10	10	10
Number of portable radios	34	34	34	34
Judicial and Public Safety				
Prosecuting Attorney				
Number of vehicles	2	2	2	2
Sheriff				
Square footage of Detention Facility	170,528	170,528	170,528	170,528
Square footage of Misdemeanant Facility	15,370	15,370	15,370	15,370
Number of vehicles	58	58	56	56
Number of portable radios	157	157	157	157
Coroner				
Number of vehicles	1	1	1	1
Common Pleas Courts				
Square footage of County Courthouse and Annex	107,366	107,366	107,366	107,366
Juvenile Court				
Square footage of Juvenile Justice Center	58,100	58,100	58,100	58,100
Square footage of Juvenile Boys Group Home	5,724	5,724	5,724	5,724
Number of vehicles	8	8	8	8
Adult Probation				
Number of vehicles	1	1	1	1
Public Defender				
Number of vehicles	2	2	2	2
Municipal Courts				
Number of courtrooms	3	3	3	3

LAKE COUNTY, OHIO

CAPITAL ASSET STATISTICS BY FUNCTION/ACTIVITY

LAST FOUR YEARS

(Continued)

	<u>2003</u>	<u>2004</u>	<u>2005</u>	<u>2006</u>
Judicial and Public Safety (continued)				
Narcotics Agency				
Square footage of Narcotics Agency Facility	12,594	12,594	12,594	12,594
Number of vehicles	16	16	17	17
Forensic Crime Laboratory				
Square footage of Forensic Crime Laboratory	11,884	11,884	11,884	11,884
Number of vehicles	6	6	6	6
Emergency Management Agency				
Square footage of Emergency Operations Center	22,721	22,721	22,721	22,721
Number of vehicles	6	6	6	6
Public Works				
Engineer				
Square footage of County Engineer's facilities	112,981	112,981	112,981	112,981
Number of vehicles	53	53	53	53
Number of other road equipment pieces	99	99	99	99
Miles of roads maintained	137	137	137	137
Number of county bridges maintained	96	96	96	96
Number of state bridges maintained	61	61	61	61
Number of retaining walls maintained	17	17	17	17
Human Services				
Job and Family Services				
Square footage of Job and Family Svcs Building	88,746	88,746	88,746	88,746
Childrens Services				
Square footage of Caley Home	8,838	8,838	8,838	8,838
Number of vehicles	18	18	18	18
MR & DD				
Square footage of MR & DD facilities	236,256	236,256	236,256	236,256
Number of facilities	26	26	26	26
Number of buses	44	44	44	44
Number of other vehicles	14	14	14	14
Number of other road equipment pieces	19	19	19	19
Veterans Services	11	11	11	11
Health				
Dog Warden				
Number of vehicles	6	6	6	6
Number of cages and runs	32	32	32	32

LAKE COUNTY, OHIO

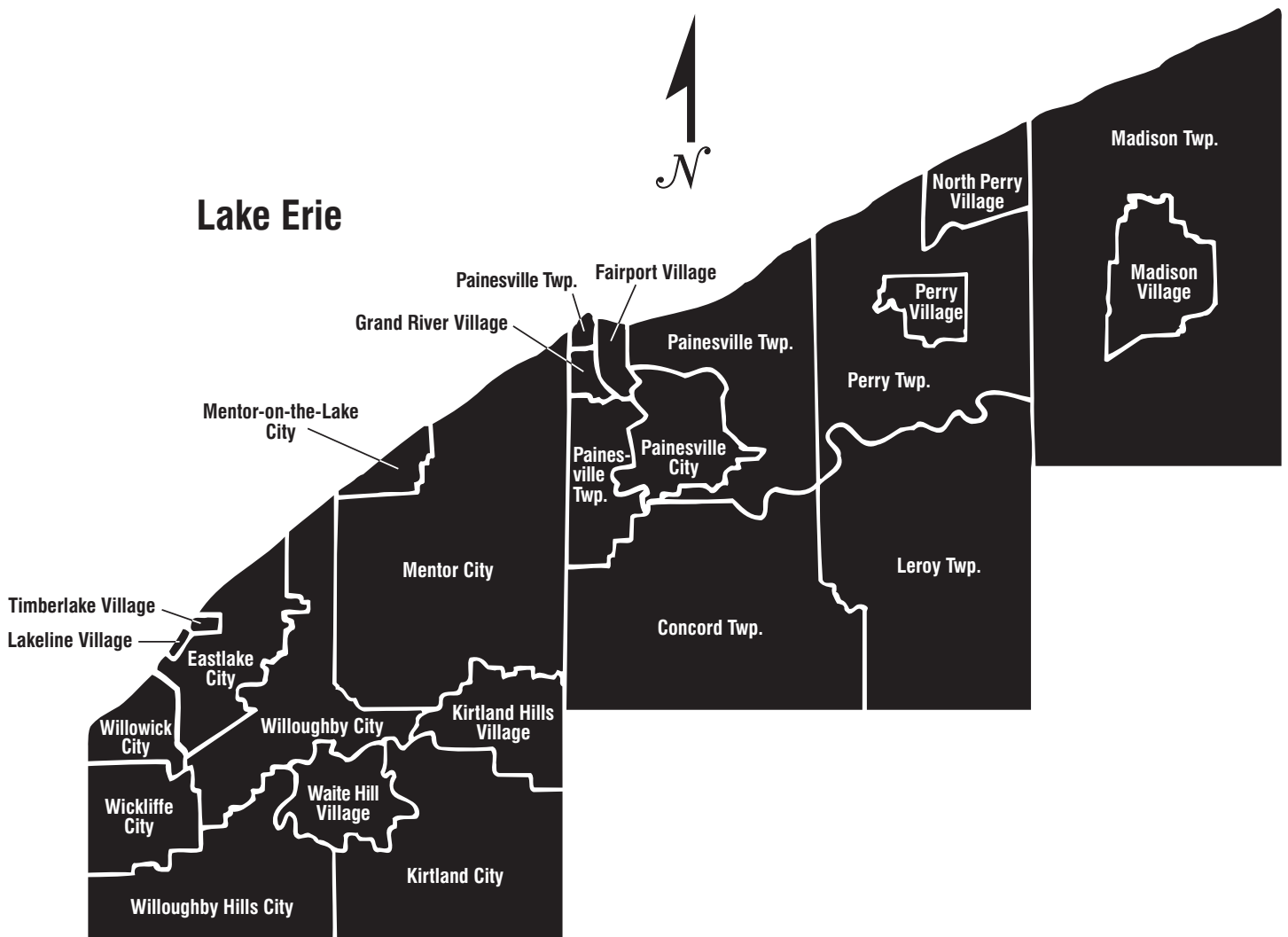
CAPITAL ASSET STATISTICS BY FUNCTION/ACTIVITY

LAST FOUR YEARS

(Continued)

	<u>2003</u>	<u>2004</u>	<u>2005</u>	<u>2006</u>
Utilities				
Water				
Square footage of Water facilities	236,234	236,234	236,234	236,234
Miles of water lines operated	563	565	567	568
Number of water plants operated	2	2	2	2
Number of water booster stations operated	7	7	7	7
Number of vehicles	59	59	59	59
Number of other road equipment pieces	31	31	31	31
Wastewater				
Square footage of Wastewater facilities	273,512	273,512	273,512	273,512
Miles of wastewater lines operated	817	819	823	828
Number of wastewater treatment plants operated	3	3	3	3
Number of wastewater pump stations operated	40	40	40	40
Number of vehicles	63	63	63	63
Number of other road equipment pieces	27	27	27	27
Solid Waste				
Square footage of Solid Waste facilities	70,233	70,233	70,233	70,233
Number of vehicles	7	7	7	7
Number of other road equipment pieces	5	5	5	5

Lake County, Ohio





Mary Taylor, CPA
Auditor of State

FINANCIAL CONDITION

LAKE COUNTY

CLERK'S CERTIFICATION

This is a true and correct copy of the report which is required to be filed in the Office of the Auditor of State pursuant to Section 117.26, Revised Code, and which is filed in Columbus, Ohio.

Susan Babbitt

CLERK OF THE BUREAU

**CERTIFIED
JULY 12, 2007**