

LORAIN COUNTY, OHIO

SINGLE AUDIT

**FOR THE YEAR ENDED
DECEMBER 31, 2005**



**Auditor of State
Betty Montgomery**

Board of Commissioners
Lorain County
226 Middle Avenue
Elyria, Ohio 44035

We have reviewed the *Independent Auditor's Report* of the Lorain County, prepared by Varney, Fink & Associates, Inc., for the audit period January 1, 2005 through December 31, 2005. Based upon this review, we have accepted these reports in lieu of the audit required by Section 117.11, Revised Code. The Auditor of State did not audit the accompanying financial statements and, accordingly, we are unable to express, and do not express an opinion on them.

Our review was made in reference to the applicable sections of legislative criteria, as reflected by the Ohio Constitution, and the Revised Code, policies, procedures and guidelines of the Auditor of State, regulations and grant requirements. The Lorain County is responsible for compliance with these laws and regulations.

A handwritten signature in cursive script that reads "Betty Montgomery".

BETTY MONTGOMERY
Auditor of State

December 11, 2006

This Page is Intentionally Left Blank.

**LORAIN COUNTY, OHIO
SINGLE AUDIT
FOR THE YEAR ENDED DECEMBER 31, 2005**

TABLE OF CONTENTS

Report on Internal Control Over Financial Reporting and on Compliance and Other Matters Based on an Audit of Financial Statements Performed in Accordance with <i>Government Auditing Standards</i>	1
Report on Compliance with Requirements Applicable to Each Major Program and Internal Control Over Compliance In Accordance with <i>OMB Circular A-133</i>	3
Schedule of Expenditures of Federal Awards	5
Notes to the Schedule of Expenditures of Federal Awards	10
Schedule of Findings and Questioned Costs	12
Data Collection Form for Reporting on Audits of States, Local Governments and Non-Profit Organizations	15

This Page is Intentionally Left Blank.

**REPORT ON INTERNAL CONTROL OVER FINANCIAL REPORTING
AND ON COMPLIANCE AND OTHER MATTERS
BASED ON AN AUDIT OF FINANCIAL STATEMENTS PERFORMED
IN ACCORDANCE WITH *GOVERNMENT AUDITING STANDARDS***

The Board of County Commissioners,
County Auditor and County Treasurer
Lorain County
226 Middle Avenue
Elyria, OH 44035

We have audited the financial statements of the governmental activities, the business-type activities, the aggregate discretely presented component units, each major fund and the aggregate remaining fund information of Lorain County, Ohio (the County), as of and for the year ended December 31, 2005, which collectively comprise the County's basic financial statements and have issued our report thereon dated June 23, 2006. We did not audit the financial statements of the Murray Ridge Production Center, Inc. and the Lorain County Regional Airport Authority discretely presented component units. Those financial statements were audited by other auditors whose reports have been furnished to us. We conducted our audit in accordance with auditing standards generally accepted in the United States of America and the standards applicable to financial audits contained in *Government Auditing Standards*, issued by the Comptroller General of the United States. The financial statements of the Murray Ridge Production Center, Inc., a discretely presented component unit, were not audited in accordance with *Government Auditing Standards* and accordingly this report does not extend to that component unit.

Internal Control Over Financial Reporting

In planning and performing our audit, we considered the County's internal control over financial reporting in order to determine our auditing procedures for the purpose of expressing our opinions on the financial statements and not to provide an opinion on the internal control over financial reporting. Our consideration of the internal control over financial reporting would not necessarily disclose all matters in the internal control that might be material weaknesses. A material weakness is a reportable condition in which the design or operation of one or more of the internal control components does not reduce to a relatively low level the risk that misstatements caused by error or fraud in amounts that would be material in relation to the financial statements being audited may occur and not be detected within a timely period by employees in the normal course of performing their assigned functions. We noted no matters involving the internal control over financial reporting and its operation that we consider to be material weaknesses.

REPORT ON INTERNAL CONTROL OVER FINANCIAL REPORTING AND ON COMPLIANCE AND OTHER MATTERS BASED ON AN AUDIT OF FINANCIAL STATEMENTS PERFORMED IN ACCORDANCE WITH *GOVERNMENT AUDITING STANDARDS* (continued)

Compliance and Other Matters

As part of obtaining reasonable assurance about whether the County's financial statements are free of material misstatement, we performed tests of its compliance with certain provisions of laws, regulations, contracts and grants, noncompliance with which could have a direct and material effect on the determination of financial statement amounts. However, providing an opinion on compliance with those provisions was not an objective of our audit and, accordingly, we do not express such an opinion. The results of our tests disclosed an instance of noncompliance that is required to be reported under *Government Auditing Standards* and which is described in the accompanying schedule of findings and questioned costs as item 2005-01.

We also noted certain additional matters that we reported to management of the County, in a separate letter dated June 23, 2006.

This report is intended for the information and use of the audit committee, management, Board of County Commissioners and federal awarding agencies and pass-through entities, and is not intended to be and should not be used by anyone other than these specified parties.

VARNEY, FINK & ASSOCIATES, INC.
Certified Public Accountants

June 23, 2006

**REPORT ON COMPLIANCE WITH REQUIREMENTS APPLICABLE TO
EACH MAJOR PROGRAM AND ON INTERNAL CONTROL OVER COMPLIANCE
IN ACCORDANCE WITH *OMB CIRCULAR A-133***

The Board of County Commissioners,
County Auditor and County Treasurer
Lorain County
226 Middle Avenue
Elyria, OH 44035

Compliance

We have audited the compliance of Lorain County, Ohio (the County) with the types of compliance requirements described in the *U.S. Office of Management and Budget (OMB) Circular A-133 Compliance Supplement* that are applicable to each of its major federal programs for the year ended December 31, 2005. The County's major federal programs are identified in the summary of auditor's results section of the accompanying Schedule of Findings and Questioned Costs. Compliance with the requirements of laws, regulations, contracts and grants applicable to each of its major federal programs is the responsibility of the County's management. Our responsibility is to express an opinion on the County's compliance based on our audit.

We conducted our audit of compliance in accordance with auditing standards generally accepted in the United States of America; the standards applicable to financial audits contained in *Government Auditing Standards*, issued by the Comptroller General of the United States; and OMB Circular A-133, *Audits of States, Local Governments and Non-Profit Organizations*. Those standards and OMB Circular A-133 require that we plan and perform the audit to obtain reasonable assurance about whether noncompliance with the types of compliance requirements referred to above that could have a direct and material effect on a major federal program occurred. An audit includes examining, on a test basis, evidence about the County's compliance with those requirements and performing such other procedures, as we considered necessary in the circumstances. We believe that our audit provides a reasonable basis for our opinion. Our audit does not provide a legal determination on the County's compliance with those requirements.

In our opinion, the County complied, in all material respects, with the requirements referred to above that are applicable to each of its major Federal programs for the year ended December 31, 2005.

Internal Control Over Compliance

The management of the County is responsible for establishing and maintaining effective internal control over compliance with the requirements of laws, regulations, contracts and grants applicable to federal programs. In planning and performing our audit, we considered the County's internal control over compliance with requirements that could have a direct and material effect on a major federal program in order to determine our auditing procedures for the purpose of expressing our opinion on compliance and to test and report on internal control over compliance in accordance with OMB Circular A-133.

REPORT ON COMPLIANCE WITH REQUIREMENTS APPLICABLE TO EACH MAJOR PROGRAM AND INTERNAL CONTROL OVER COMPLIANCE IN ACCORDANCE WITH OMB CIRCULAR A-133 (continued)

Our consideration of the internal control over compliance would not necessarily disclose all matters in the internal control that might be material weaknesses. A material weakness is a condition in which the design or operation of one or more of the internal control components does not reduce to a relatively low level the risk that noncompliance with applicable requirements of laws, regulations, contracts and grants caused by error or fraud that would be material in relation to a major federal program being audited may occur and not be detected within a timely period by employees in the normal course of performing their assigned functions. We noted no matters involving the internal control over compliance and its operation that we consider to be material weaknesses.

Schedule of Expenditures of Federal Awards

We have audited the financial statements of the governmental activities, the business-type activities, the aggregate discretely presented component units, each major fund and the aggregate remaining fund information of the County, as of and for the year ended December 31, 2005, and have issued our report thereon dated June 23, 2006. We did not audit the financial statements of the Murray Ridge Production Center, Inc. and the Lorain County Regional Airport Authority discretely presented component units. Those financial statements were audited by other auditors whose reports have been furnished to us. Our audit was performed for the purpose of forming opinions on the financial statements that collectively comprise the County's basic financial statements. The accompanying Schedule of Expenditures of Federal Awards is presented for purposes of additional analysis as required by OMB Circular A-133 and is not a required part of the basic financial statements. Such information has been subjected to the auditing procedures applied in the audit of the basic financial statements, and, in our opinion, is fairly stated, in all material respects, in relation to the basic financial statements taken as a whole.

This report is intended for the information and use of the audit committee, management, Board of County Commissioners and federal awarding agencies and pass-through entities, and is not intended to be and should not be used by anyone other than these specified parties.

VARNEY, FINK & ASSOCIATES, INC.
Certified Public Accountants

June 23, 2006

Lorain County, Ohio
Schedule of Expenditures of Federal Awards
For the Year Ended December 31, 2005

Federal Grantor/ Pass-Through Grantor/ Program Title	Federal CFDA Number	Pass-Through Entity Identifying Number	Federal Expenditures
<u>U.S. Department of Agriculture:</u>			
Solid Waste Management Grant	10.762	----	\$50,157
<i>Passed Through the Ohio Department of Education:</i>			
Child Nutrition Cluster:			
School Breakfast Program	10.553	----	38,566
National School Lunch Program	10.555	----	92,214
Total Child Nutrition Cluster			130,780
Total U.S. Department of Agriculture			180,937
<u>U.S. Department of Justice:</u>			
Local Law Enforcement Block Grant Program	16.592	2004-LB-BX-0460	2,500
<i>Passed Through the Ohio Office of Criminal Justice Services:</i>			
Edward P. Byrne Memorial Formula Grant Program	16.579	2004-DG-C01-7453	55,016
Edward P. Byrne Memorial Formula Grant Program	16.579	2004-DG-A1-7085	193,474
Total Edward P. Byrne Formula Grant Program			248,490
Violence Against Women Formula Grants	16.588	2004-WF-VA2-8315	44,005
Violence Against Women Formula Grants	16.588	2002-WF-VA2-8315A	8,868
Total Violence against Women Formula Grants			52,873
Juvenile Accountability Incentive Block Grants	16.523	2004-JB-017-A052	28,440
<i>Passed Through the Ohio Department of Youth Services:</i>			
Juvenile Justice and Delinquency Prevention-Allocation to States	16.540	2004-JJ-DP2-0057	36,797
<i>Passed Through the Ohio Attorney General's Office:</i>			
Crime Victim Assistance	16.575	2004VAGENE041T	37,052
Crime Victim Assistance	16.575	2005VAGENE041T	11,707
Crime Victim Assistance	16.575	2004VAGENE492T	17,579
Crime Victim Assistance	16.575	2005-VA-DSO-E491	48,649
Total Crime Victim Assistance			114,987
Total U.S. Department of Justice			484,087
<u>U.S. Department of Transportation:</u>			
Federal Transit Cluster			
Capital and Operating Assistance			
Formula Grants:			
Capital Equipment Purchases	20.507	OH-90-X278-03	77,289
	20.507	OH-90-X418-00	88,591
	20.507	OH-90-X389-00	49,550
Capital Assistance from Operations	20.507	OH-90-X440-00	347,717
	20.507	OH-90-X482-02	849,484
	20.507	OH-90-X516-00	81,119
Operating Assistance	20.507	OH-90-X516-00	871,246
Total Federal Transit-Formula Grants			2,364,996

(continued)

Lorain County, Ohio
Schedule of Expenditures of Federal Awards (continued)
For the Year Ended December 31, 2005

Federal Grantor/ Pass-Through Grantor/ Program Title	Federal CFDA Number	Pass-Through Entity Identifying Number	Federal Expenditures
<i>Passed Through the Ohio Department of Transportation:</i>			
Highway Planning and Construction Grant	20.205	LOR-CR33-3.21	372,327
Highway Planning and Construction Grant	20.205	LOR-CR204-4.09	52,051
Highway Planning and Construction Grant	20.205	LOR-CR35-1.09	518,326
Highway Planning and Construction Grant	20.205	LOR-CR32-509	106,388
Highway Planning and Construction Grant	20.205	12962	77,598
<i>Passed Through the Ohio Department of Safety:</i>			
Highway Planning and Construction Grant	20.205	5177.1	21,115
Total Highway Planning and Construction Grant			1,147,805
State and Community Highway Safety	20.600	LEO-2006-47-00-00-00583	5,059
Total U.S. Department of Transportation			3,517,860
<u>U.S. Environmental Protection Agency:</u>			
Great Lakes Program	66.469	GL96557601-0	11,587
Total U.S. Environmental Protection Agency			11,587
<u>U.S. Department of Housing and Urban Development:</u>			
<i>Passed Through the Ohio Department of Development:</i>			
Community Development Block Grants/State's Program	14.228	B-E-04-043-1	235,000
Community Development Block Grants/State's Program	14.228	B-F-02-043-1	48,282
Community Development Block Grants/State's Program	14.228	B-F-03-043-1	220,348
Community Development Block Grants/State's Program	14.228	B-F-04-043-1	246,324
Community Development Block Grants/State's Program	14.228	B-C-03-043-1	44,063
Total Community Development Block Grants/State's Program			794,017
HOME Investment Partnership Program	14.239	B-C-03-043-2	193,057
Total U.S. Department of Housing and Urban Development			987,074
<u>U.S. Department of Health and Human Services:</u>			
<i>Passed Through the Ohio Department of Job and Family Services:</i>			
Chafee Foster Care Independence Program	93.674	----	602,059
Promoting Safe and Stable Families	93.556	----	193,077
<i>Passed Through the Ohio Department of Mental Health:</i>			
Promoting Safe and Stable Families	93.556	028-CS-05-01	19,067
Total Promoting Safe and Stable Families			212,144
<i>Passed Through the Ohio Department of Job and Family Services:</i>			
Child Abuse and Neglect State Grants	93.669	----	2,000
Child Welfare Services - State Grants	93.645	----	159,907
<i>Passed Through the Ohio Department of Alcohol and Drug Addiction Services:</i>			
Substance Abuse and Mental Health Services-Projects of Regional National Significance	93.243	47-00463-SIG-P-05-0405	46,211
Substance Abuse and Mental Health Services-Projects of Regional National Significance	93.243	47-00463-SIG-P-06-0405	91,257
Total Substance Abuse and Mental Health Services - Projects of Regional National Significance			137,468

(continued)

Lorain County, Ohio
Schedule of Expenditures of Federal Awards (continued)
For the Year Ended December 31, 2005

Federal Grantor/ Pass-Through Grantor/ Program Title	Federal CFDA Number	Pass-Through Entity Identifying Number	Federal Expenditures
Block Grants for Prevention and Treatment of Substance Abuse	93.959	47-01942-UMDOP-P-05-9198	59,802
Block Grants for Prevention and Treatment of Substance Abuse	93.959	47-01942-UMDOP-P-06-9198	79,769
Block Grants for Prevention and Treatment of Substance Abuse	93.959	47-01942-CMMCO-P-05-0030	10,000
Block Grants for Prevention and Treatment of Substance Abuse	93.959	47-01942-CMMCO-P-06-0030	8,750
Block Grants for Prevention and Treatment of Substance Abuse	93.959	47-01472-WOMEN-T-05-8969	105,572
Block Grants for Prevention and Treatment of Substance Abuse	93.959	47-01472-WOMEN-T-06-8969	94,096
Block Grants for Prevention and Treatment of Substance Abuse	93.959	47-06742-WOMEN-T-05-0003	55,125
Block Grants for Prevention and Treatment of Substance Abuse	93.959	47-06742-WOMEN-T-06-0003	64,316
Block Grants for Prevention and Treatment of Substance Abuse	93.959	----	891,045
Block Grants for Prevention and Treatment of Substance Abuse	93.959	----	315,072
Total Block Grants for Prevention and Treatment of Substance Abuse			1,683,547
Social Services Block Grant	93.667	----	236,433
<i>Passed Through the Ohio Department of Mental Health:</i>			
Social Services Block Grant	93.667	----	156,512
Total Social Services Block Grant			392,945
<i>Passed Through the Ohio Department of Mental Health:</i>			
Public Health and Social Services Emergency Fund	93.003	28-31-05	7,668
Block Grants for Community Mental Health Services	93.958	----	88,132
Block Grants for Community Mental Health Services	93.958	----	17,074
Block Grants for Community Mental Health Services	93.958	28-AD-05-01	7,194
Total Block Grants for Community Mental Health Services			112,400
State Children's Insurance Program	93.767	----	172,129
<i>Passed Through the Ohio Department of Mental Retardation and Developmental Disabilities:</i>			
State Children's Insurance Program	93.767	----	5,440
Total State Children's Insurance Program			177,569
<i>Passed Through the Ohio Department of Mental Health:</i>			
Medicaid Cluster:			
Medical Assistance Program	93.778	----	5,327,161
<i>Passed Through the Ohio Department of Mental Retardation and Developmental Disabilities:</i>			
Medicaid Cluster			
Medical Assistance Program	93.778	----	3,174,566
Medical Assistance Program	93.778	----	316,090
Medical Assistance Program	93.778	----	72,098
<i>Passed Through the Ohio Department of Alcohol and Drug Addiction Services:</i>			
Medicaid Cluster:			
Medical Assistance Program	93.778	----	700,009
<i>Passed Through the Ohio Department of Job and Family Services:</i>			
Medicaid Cluster:			
Medical Assistance Program	93.778	----	638,125
Medical Assistance Program	93.778	----	114,184
Medical Assistance Program	93.778	----	1,774,371
Medical Assistance Program	93.778	----	868,947
Total Medicaid Cluster			12,985,551
Total U.S. Department of Health and Human Services			16,473,278

(continued)

Lorain County, Ohio
Schedule of Expenditures of Federal Awards (continued)
For the Year Ended December 31, 2005

Federal Grantor/ Pass-Through Grantor/ Program Title	Federal CFDA Number	Pass-Through Entity Identifying Number	Federal Expenditures
<u>U.S. Department of Education:</u>			
<i>Passed Through the Ohio Department of Alcohol and Drug Addiction Services:</i>			
Safe and Drug-Free Schools and Communities - State Grants	84.186	47-01942-DFSCA-P-05-9635	29,000
Safe and Drug-Free Schools and Communities - State Grants	84.186	47-01942-DFSCA-P-06-9635	<u>33,833</u>
Total Safe and Drug-Free Schools and Communities - State Grants			<u>62,833</u>
<i>Passed Through the Ohio Department of Education:</i>			
State Grants for Innovative Programs	84.298	066092-C2S1-2005	<u>616</u>
Special Education Cluster:			
Special Education - Grants to States	84.027	066092-6BSF-2006	56,728
Special Education - Grants to States	84.027	066092-6BSF-2005	<u>80,171</u>
Total Special Education - Grants to States			<u>136,899</u>
Special Education - Preschool Grants	84.173	066092-PGS1-2006	10,098
Special Education - Preschool Grants	84.173	066092-PGS1-2005	<u>16,967</u>
Total Special Education - Preschool Grants			<u>27,065</u>
Total Special Education Cluster			<u>163,964</u>
<i>Passed Through the Ohio Rehabilitation Services Commission/Passed Through the Bureau of Vocational Rehabilitation:</i>			
Rehabilitation Services - Vocational Rehabilitation Grants to States	84.126	----	<u>8,699</u>
Total U.S. Department of Education			<u>236,112</u>
<u>U.S. General Services Administration</u>			
<i>Passed Through the Ohio Secretary of State's Office:</i>			
Election Reform Payments	39.011	----	<u>23,781</u>
Total U.S. General Services Administration			<u>23,781</u>
<u>U.S. Election Assistance Commission:</u>			
<i>Passed Through the Ohio Secretary of State's Office:</i>			
Help America Vote Act Requirements Payments	90.401	E05-1057-47	<u>2,709,876</u>
Total U.S. Election Assistance Commission			<u>2,709,876</u>
<u>U.S. Department of Homeland Security:</u>			
<i>Passed Through the Ohio Emergency Management Agency:</i>			
Citizens Corps	97.053	2004-GC-T4-0025	<u>11,252</u>
State Domestic Preparedness Equipment Support Program	97.004	2004-GE-T4-0025	<u>659,305</u>
State Homeland Security Program (SHSP)	97.073	2005-GE-T5-0001	<u>106,855</u>
Emergency Management Performance Grants	97.042	2005-EM-T5-0001	<u>56,303</u>
Total U.S. Department of Homeland Security			<u>833,715</u>

(continued)

Lorain County, Ohio
Schedule of Expenditures of Federal Awards (continued)
For the Year Ended December 31, 2005

Federal Grantor/ Pass-Through Grantor/ Program Title	Federal CFDA Number	Pass-Through Entity Identifying Number	Federal Expenditures
<u>U.S. Department of Labor:</u>			
<i>Passed Through the Ohio Department of Job and Family Services:</i>			
WIA Adult Program	17.258	----	945,403
WIA Youth Activities	17.259	----	699,005
WIA Dislocated Workers	17.260	----	921,371
WIA Administration	17.	----	<u>572,510</u>
Total WIA Cluster			<u>3,138,289</u>
Unemployment Insurance	17.225	----	<u>149,524</u>
Total U.S. Department of Labor			<u>3,287,813</u>
Total Expenditure of Federal Awards			<u>\$28,746,120</u>

The notes to this Schedule are an integral part of this Schedule.

LORAIN COUNTY, OHIO

NOTES TO THE SCHEDULE OF EXPENDITURES OF FEDERAL AWARDS

FOR THE YEAR ENDED DECEMBER 31, 2005

NOTE A - SIGNIFICANT ACCOUNTING POLICIES

The accompanying Schedule of Expenditures of Federal Awards is a summary of the activity of the County's federal award programs. The Schedule has been prepared on the cash basis of accounting. The information in the Schedule is presented in accordance with the requirements of OMB Circular A-133, *Audits of States, Local Governments and Non-Profit Organizations*. Therefore, some amounts presented in the Schedule may differ from amounts presented in, or used in the preparation of, the basic financial statements.

NOTE B - SUBRECIPIENTS

The County passes through certain Federal assistance received from the Ohio Department of Alcohol and Drug Addiction Services and the Ohio Department of Mental Health to not-for-profit agencies (subrecipients). The County records expenditures of Federal awards to subrecipients when paid in cash on the Schedule.

The subrecipient agencies have certain compliance responsibilities related to administering these Federal programs. Under OMB Circular A-133, the County is responsible for monitoring subrecipients to help assure that Federal awards are used for authorized purposes in compliance with laws, regulations and the provisions of contracts or grant agreements, and that performance goals are achieved.

NOTE C - COMMUNITY DEVELOPMENT BLOCK GRANTS REVOLVING LOAN PROGRAM

The County has established a revolving loan program to provide low-interest loans to businesses to create jobs for persons from low-to-moderate income households and to eligible persons to rehabilitate their homes. The U.S. Department of Housing and Urban Development (HUD) grants money for these loans to the County passed through the Ohio Department of Development. The initial loan of this money would be recorded as an expenditure on the Schedule in the year the initial loan was made. Loans repaid, including interest, are used to make additional loans. Such subsequent loans are subject to certain compliance requirement imposed by HUD, and they would also be included as expenditures on the Schedule. These loans are collateralized by mortgages on the property.

As of December 31, 2005, there are seven loans outstanding totaling \$479,434 as presented on the basic financial statements.

NOTE D - MATCHING REQUIREMENTS

Certain Federal programs require that the County contribute non-Federal funds (matching funds) to support the Federally funded programs. The expenditures of non-Federal matching funds are not included on the Schedule.

LORAIN COUNTY, OHIO

**NOTES TO THE SCHEDULE OF EXPENDITURES OF FEDERAL AWARDS
(CONTINUED)**

FOR THE YEAR ENDED DECEMBER 31, 2005

NOTE E - DISCRETELY PRESENTED COMPONENT UNITS

The accompanying Schedule does not include Federal assistance, if any, provided to the County's discretely presented component units.

LORAIN COUNTY, OHIO

**SCHEDULE OF FINDINGS AND QUESTIONED COSTS
OMB CIRCULAR A-133 §505**

FOR THE YEAR ENDED DECEMBER 31, 2005

1. SUMMARY OF AUDITOR'S RESULTS

(d)(1)(i)	Type of auditor's report issued on the financial statements	Unqualified Opinion
(d)(1)(ii)	Were there any material weaknesses in internal control reported at the financial statement level?	No
(d)(1)(ii)	Were there any other reportable conditions in internal control reported at the financial statement level?	No
(d)(1)(iii)	Was there any material noncompliance reported at the financial statement level?	Yes
(d)(1)(iv)	Were there any material weaknesses in internal control over major programs reported?	No
(d)(1)(iv)	Were there any other reportable conditions in internal control over major programs reported?	No
(d)(1)(v)	Type of auditor's report issued on compliance for major programs	Unqualified Opinion
(d)(1)(vi)	Were there any reportable audit findings under §510?	No

LORAIN COUNTY, OHIO

**SCHEDULE OF FINDINGS AND QUESTIONED COSTS
OMB CIRCULAR A-133 §505**

FOR THE YEAR ENDED DECEMBER 31, 2005

(CONTINUED)

(d)(1)(vii)	Major Programs:	Medicaid Cluster, CFDA # 93.778; Help America Vote Act Requirements Payments, CFDA #90.401 WIA Cluster, CFDA #17.258, 17.259, 17.260, and 17.
(d)(1)(viii)	Dollar Threshold: Type A/B Programs	Type A: >\$862,384 Type B: all others
(d)(1)(ix)	Low Risk Auditee?	No

2. FINDINGS RELATED TO THE FINANCIAL STATEMENTS REQUIRED TO BE REPORTED IN ACCORDANCE WITH GAGAS

2005-01

Section 319.63, Revised Code, states that during the first thirty days of each calendar quarter, the county auditor shall pay to the Treasurer of State all amounts that the county recorder collected as housing trust fund fees pursuant to section 317.36 of the Revised Code during the previous calendar quarter.

The Lorain County Recorder's office did not submit the proper amount of housing trust fund fees to the treasurer of state as follows:

	<u>2005</u>	<u>2004</u>	<u>2003</u>	<u>Total</u>
Housing Trust Fee required to be submitted	\$2,077,977	\$2,222,201	\$1,107,368	
Actual Housing Trust Fees submitted	<u>2,028,163</u>	<u>1,980,656</u>	<u>1,013,479</u>	
Amount owed to the treasurer of state	<u>\$49,814</u>	<u>\$241,545</u>	<u>\$93,889</u>	<u>\$385,248</u>

This underpayment was caused by a coding error in the management information system. This error was corrected in March of 2005.

Also, in accordance with section 319.63, if payment is made to the treasurer of state within the first 30 days of the quarter, the county auditor may retain an administrative fee of one percent of the amount of the trust fund fees collected during the previous calendar quarter. For the quarter ended March 31, 2005, an administrative fee of \$4,326.36 was retained however, the payment was not submitted to the treasurer of state until July 12, 2005.

LORAIN COUNTY, OHIO

**SCHEDULE OF FINDINGS AND QUESTIONED COSTS
OMB CIRCULAR A-133 §505**

FOR THE YEAR ENDED DECEMBER 31, 2005

(CONTINUED)

The entire amount owed to the treasurer of state was recorded as a liability on the County's financial statements at December 31, 2005. The general fund paid \$382,264.89 of the housing trust fund fees owed and the administrative fee initially withheld, the housing trust fund paid the remaining \$7,309.50 to the treasurer of state on June 30, 2006.

Corrective Action:

Due to a programming error in the system, Lorain County Recorder's Office was in error and arrears in their payments to the Ohio Housing Trust Fund in the amount of \$389,579.39. This problem was rectified and the monies owed have been sent to the Treasurer's office to be delivered to the State of Ohio. The programming code has been updated and all fees collected are now properly being disbursed to the correct departments.

3. FINDINGS AND QUESTIONED COSTS FOR FEDERAL AWARDS

None

Lorain County



Grey Hawk
Golf Course
LaGrange



Echo Valley
Golf Course
Brighton

Oberlin
Golf Club
Oberlin



Amherst Links
Golf Course
Amherst



Comprehensive Annual Financial Report

For The Year Ended December 31, 2005

Mark R. Stewart, Auditor



Mark Stewart
Lorain County Auditor



**DeLuca's Place
in the Park**
Lorain



**Henkal
Adhesive**
Avon



Burrell Home
Metro Park



Comprehensive Annual Financial Report

For the Year Ended December 31, 2005



Lorain County Ohio

Mark R. Stewart
Lorain County Auditor

Prepared by:

J. Craig Snodgrass, CPA, CGFM
Asst. Chief Deputy Auditor

Lillian C. Brand
Comptroller

(This Page Intentionally Left Blank)

LORAIN COUNTY, OHIO
December 31, 2005

**LORAIN COUNTY, OHIO
 COMPREHENSIVE ANNUAL FINANCIAL REPORT
 FOR THE YEAR ENDED DECEMBER 31, 2005**

TABLE OF CONTENTS

	Page
INTRODUCTORY SECTION	
Title page	i
Table of Contents	ii
Transmittal Letter	v
Lorain County Elected Officials	xii
Organizational Chart:	
Lorain County Government	xiii
Lorain County Auditor's Office	xiv
Lorain County Geographical Information Systems Maps	xv
GFOA Certificate of Achievement	xix
 FINANCIAL SECTION	
Auditor's Report	1
Management's Discussion And Analysis	3
Basic Financial Statements:	
Statement of Net Assets	11
Statement of Activities	12
Balance Sheet-Governmental Funds	14
Reconciliation of Total Governmental Funds	
Balances to Net Assets of Governmental Activities	17
Statement of Revenues, Expenditures and Changes in Fund Balances-Governmental Funds	18
Reconciliation of the Statement of Revenues, Expenditures, and Changes in Fund Balances of Governmental Funds to the Statement of Activities	20
Statements of Revenues, Expenditures, and Changes in Fund Balances-Budget and Actual-(Non- GAAP Basis)-Individual Major Governmental Funds	21
Statement of Net Assets-Proprietary Funds	26
Statement of Revenues, Expenses, and Changes in Fund Net Assets-Proprietary Funds	27
Statement of Cash Flows-Proprietary Funds	28
Statement of Fiduciary Net Assets-Fiduciary Funds	30
Combining Statement of Net Assets-Discretely Presented Component Units	31
Statement of Activities-Discretely Presented Component Units	32
Notes to the Financial Statements	34

LORAIN COUNTY, OHIO
COMPREHENSIVE ANNUAL FINANCIAL REPORT
FOR THE YEAR ENDED DECEMBER 31, 2005

TABLE OF CONTENTS
(continued)

Combining Financial Statements and Schedules:	
General Fund:	
Schedule of Revenues, Expenditures and Changes in Fund Balance-Budget and Actual-(non-GAAP Basis)	74
Nonmajor Governmental Funds:	
Combining Balance Sheet-Nonmajor Governmental Funds	86
Combining Statement of Revenues, Expenditures and Changes in Fund Balances – Nonmajor Governmental Funds	98
Schedules of Revenues, Expenditures and Changes in Fund Balances – Budget and Actual (Non-GAAP Basis) – Individual Nonmajor Governmental Funds	110
Capital Projects Fund	
Schedule of Revenues, Expenditures and Changes in Fund Balance – Budget and Actual (Non-GAAP Basis) Q Construction	172
Proprietary Fund	
Schedule of Revenues, Expenditures and Changes in Fund Balance – Budget and Actual (Non-GAAP Basis) Enterprise Fund-Sewer System	174
Budget and Actual (Non-GAAP Basis) Enterprise Fund-Lorain County Transit	175
Schedule of Revenues, Expenditures and Changes in Fund Balance-Budget and Actual (Non-GAAP Budgetary Basis) Internal Service Fund	176
Agency Funds	
Combining Balance Sheet–All Agency Funds	178
Combining Statement of Changes in Assets and Liabilities-All Agency Funds	181

**LORAIN COUNTY, OHIO
COMPREHENSIVE ANNUAL FINANCIAL REPORT
FOR THE YEAR ENDED DECEMBER 31, 2005**

TABLE OF CONTENTS
(continued)

STATISTICAL SECTION

General Fund Expenditures by Function – Last Ten Years	S1
General Fund Revenues by Source – Last Ten Years	S2
Property Tax Levies and Collections – Real and Public Utility Taxes – Last Ten Years	S3
Tangible Personal Property Tax Collections – Last Ten Years	S4
Assessed and Estimated Actual Value of Taxable Property – Last Ten Years	S5
Property Tax Rates – Direct and Overlapping Governments – Last Ten Years	S6
Special Assessment Collections – Last Ten Years	S8
Ratio of Net General Bonded Debt to Assessed Value and Net Bonded Debt Per Capita – Last Ten Years	S9
Computation of Legal Debt Margin	S10
Computation of Direct and Overlapping General Obligation Bonded Debt	S11
Ratio of Annual Debt Service Expenditures for General Obligation Bonded Debt to Total General Fund Expenditures – Last Ten Years	S12
Demographic Statistics – Last Ten Years	S13
Construction, Bank Deposits and Property Value – Last Ten Years	S14
Principal Taxpayers	S15
Ten Largest Employers	S16
Miscellaneous Statistics	S17



OFFICE OF THE AUDITOR LORAIN COUNTY, OHIO

MARK R. STEWART
Auditor

June 23, 2006

Lorain County Commissioners:

Honorable Lori Kokoski, President
Honorable Elizabeth C. Blair
Honorable Ted Kalo

Citizens of Lorain County

I am pleased to present this Comprehensive Annual Financial Report (CAFR) for the County of Lorain, Ohio, for the year ended December 31, 2005. Responsibility for both the accuracy of the presented data and the completeness and fairness of the presentation, including all disclosures, rests with the management of the County, and specifically, the County Auditor's Office. This CAFR conforms to generally accepted accounting principles, as set forth by the Governmental Accounting Standards Board (GASB) and other recognized authoritative sources, and is representative of the County's commitment to provide financial information to the citizens of Lorain County. Preparation of this CAFR represents a continuing effort to improve the financial management of the County. The information contained in this CAFR will assist County officials in making management decisions and will provide the taxpayers of Lorain County with comprehensive financial data in a format that will enable them to gain a better understanding of the County's financial affairs.

The Comprehensive Annual Financial Report (CAFR) is presented in three sections:

1. The Introductory Section includes a Table of Contents, the Letter of Transmittal, a list of elected officials, the organization chart of the county government, the organizational chart of the County Auditor's Office, the Lorain County Geographical Information System Maps, and the GFOA Certificate of Achievement.
2. The Financial Section includes the Independent Auditor's Report, Management's Discussion and Analysis, the Financial Statements, which include explanatory notes and relevant supplemental financial statements and schedules for 2005.
3. The Statistical Section includes selected financial, economic, demographic, and other socioeconomic information about the County which may be used to extrapolate trends for comparative years.

This transmittal letter should be read in conjunction with the Management's Discussion and Analysis, which provides a narrative introduction, overview and analysis of the basic financial statements.

FORM OF GOVERNMENT AND REPORTING ENTITY

Lorain County, established in 1822, is located in northeastern Ohio, approximately 30 miles west of Cleveland, and covers an area of 495 square miles. It encompasses 33 cities, villages, and townships, the largest being the city of Lorain. The county seat is located in Elyria, which is the second largest city in the County. According to the 2000 census, the County had a population of 284,664, making it the ninth most populous of the 88 counties in the State.

The County has only those powers, and powers incidental thereto, conferred upon it by the State Constitution and statutes. A three member Board of Commissioners (the Board) is elected at large in even-numbered years for four-year overlapping terms. The Commissioners serve as the taxing authority, the contracting body, and the chief administrators of public services for the County. The Board of Commissioners creates and adopts the annual operating budget and makes the annual appropriation measure for expenditures of all County funds. In addition to the Board of Commissioners, the offices of County Auditor and County Treasurer, grouped under the category of general government, are of particular importance to financial affairs of the County.

The Auditor serves as the fiscal officer and property tax assessor for the County. One of the most important functions of the Auditor involves the assessing of real property for tax purposes. State law mandates a complete reappraisal of real property every six years as well as triennial updates between reappraisals. Once the County Treasurer collects taxes, the Auditor is responsible for distributing the tax settlement to the various governmental units. As chief fiscal officer of the County, no County contract or obligation may be made without the Auditor's certification that the funds have been lawfully appropriated, are available for payment, or are in the process of collection. In addition, the Auditor is responsible for the County payroll and has other statutory accounting functions. By State law the Auditor is secretary of the County Board of Revision and the County Budget Commission, and administrator of the County Data Processing Board.

The Treasurer collects property taxes, is the custodian of all funds and is responsible for investing all idle County funds as specified by law. The Treasurer is the distributing agent for expenditures authorized by the Board of Commissioners upon the Auditor's warrant. The Treasurer must make daily reports showing receipts, payments and balances to the County Auditor, and the books of account must always balance with those of the County Auditor. The Treasurer is a member of the County Budget Commission, which plays an important part in the financial administration of local governments throughout the County.

Other elected officials, serving four-year terms each, include Prosecutor, Sheriff, Engineer, Clerk of Courts, Recorder, and Coroner. Common Pleas Judges, Domestic Relations Judges, and the Probate Judge are also elected on a county-wide basis.

The County provides its citizens a wide range of services that include human and social services, health and community assistance services, road and bridge maintenance, and other general and administrative support services. The County also operates an enterprise fund sewer operation.

For financial reporting purposes, the County includes all funds, agencies, boards and commissions making up Lorain County (the Primary Government) and its Component Units in accordance with the Governmental Accounting Standards Board (GASB) Statement No. 14 "The Financial Reporting Entity." Component units are legally separate organizations for which the County is financially accountable. The County is financially accountable for an organization if the County appoints a voting majority of the organization's governing board and (1) the County is able to significantly influence the programs or services performed or provided by the organizations; or (2) the County is legally entitled to or can otherwise access the organizations resources; the County is legally obligated or has otherwise assumed the responsibility to finance the deficits of or provide financial support to, the organization; or the County is obligated for the debt of the organization. The Lorain County Regional Airport Authority, the Murray Ridge Production Center, Inc. and the Lorain County Port Authority have been included as discretely presented component units.

The County serves as fiscal agent for the following organizations which are included as agency funds in the report:

Lorain County General Health District
Lorain County Soil and Water Conservation District
Local Emergency Planning Commission
Lorain County Family and Children First Council

A complete discussion of the County's reporting entity is provided in Note 1 to the basic financial statements.

ECONOMIC CONDITION AND OUTLOOK

Lorain County is well situated in a diverse, industrialized region on the southern shore of Lake Erie, within a one-hour drive of the major cities of Cleveland and Akron. Approximately one-third of the United States population lives within a 500-mile radius of the County. The County enjoys the benefits of urbanization, while also offering a rural atmosphere and a variety of lifestyles for its inhabitants. The County is traversed by two major limited-access highways and a number of major State and U.S. Highways. Interstate Highways 80 and 90, major east-west transportation links, provide residents of the County direct access to major economic centers such as Chicago, Illinois, to the west and Cleveland, Ohio; Erie, Pennsylvania; and Buffalo and Rochester, New York to the east. State and U.S. Routes, such as U.S. 6 and 20 and State Routes 2, 57, 58, 254, and 611, provide excellent access to local and regional markets south, east and west. The excellent road network of the County has attracted over 41 common carriers that serve the area.

The County has access to other land transportation as well as sea or air. The County has access to major railroad systems and is currently served by Amtrak, ConRail, Norfolk and Southern, Chessie System and Lorain and West Virginia railroads. A major port located within the corporate limits of the County has facilities which provide ore-transshipping from ship to rail, and docks and other facilities for the receipt of gypsum ore, concrete and aggregates. The port is operated by the Lorain Port Authority, a political subdivision separate from the County. Air freight and air passenger service access is provided through the Lorain County Regional Airport in New Russia Township and Cleveland Hopkins International Airport and Burke Lakefront Airport in adjacent Cuyahoga County.

Numerous adult education opportunities complement the educational programs offered to the youth of the County. The Lorain County Community College provides the opportunity for the citizens of the County to further their education with associate degrees in various fields. The college has teamed-up with other major universities for students to obtain four-year and graduate degrees.

MAJOR INITIATIVES

The County started a number of major construction and renovation projects in 2005 in order to serve the public more efficiently and effectively in addition to promoting greater economic growth. The County continued to invest in the infrastructure with the repaving of highway miles and embarking on major sewer improvements in order to maintain the high level of service that the citizenry deserves.

A major project that originally started in 2004 and completed in 2005 was a 2.6 million dollar renovation and construction project for a new Community Mental Health facility in 2005. The state of the art facility will allow for expanded services to meet the needs of the community and allow for future growth.

In 2005 the County issued an Energy Conservation Note for \$3,990,000 for the purpose of paying costs of installations, modifications of installations, and remodeling certain County buildings to conserve energy. The after renovation savings on energy costs should be adequate to offset the debt service and will not add an additional burden to the general fund. The initial 2005 costs have been minimal with the majority of expense to be realized in 2006. It is anticipated that the note will be retired in September 2007 and a bond will be issued at that time.

In May 2004 the County completed a new 228,000 square foot Justice Center. The total capitalized construction costs of the project amounted to \$41.7 million. The total estimated costs of the project was \$46 million which included items other than direct construction costs, was paid from cash reserves on hand, and issuance of \$25 million in bonds. The Justice Center was designed and built to accommodate for potential future growth. Since, its opening the County has spent an additional \$1.3 million in construction of the facility. Part of these costs were due to the addition of a new General Division Judge and support staff which is scheduled for January 2007 operations. This will bring the total number of General Division Judges to six.

The County relocated a number of departments from the Pre-1900's Courthouse Building to the Justice Center and is currently remodeling these facilities to house other County departments. Since 2004 more than \$250,000 has been expensed in construction and remodeling costs.

A number of ongoing construction projects for other County buildings have continued into 2006. Major renovations to the County Administration Building, County Engineer's office and the Transportation Hub are underway. Approximately \$450,000 has been spent on updating various areas of the Transportation Hub with additional expenditures to be made in 2006. Additionally, approximately \$350,000 has been spent on repairing the Administration Building parking deck.

The County also has a number of ongoing sewer projects at the 2005 year-end totaling more than \$460,000 which should be completed in 2006. These projects will provide much needed sewers to the area and will certainly spur development for these regions of the County.

The County continues to explore other potential projects that will better service and meet the needs of the general public.

DEPARTMENT FOCUS

The featured department for this year's CAFR is the office of Common Pleas Judge, The Honorable Judge Edward M. Zaleski.

The Lorain County Common Pleas Court consists of five General Division judges, three Domestic/Juvenile Division judges and one Probate judge. In addition, the Domestic/Juvenile Division employs six magistrates and three staff attorneys who have magistrate authority. The General Division does not utilize magistrates either on a full or part time basis; rather, each judge has a full-time judicial staff attorney to alleviate the docket caseload.

For the past 37 years Judge Edward M. Zaleski has served Lorain County as an assistant Lorain County Prosecutor, as Law Director and City Prosecutor for the City of Vermilion, as Law Director for the City of Lorain, and as Common Pleas Judge where he has presided since his election in 1988

Beginning in 1990 Zaleski was one of the first Judges in the State of Ohio to allow jurors to take written notes on witness's testimony. He also introduced Lorain County to the process of permitting jurors to ask witnesses questions during the course of a trial. Almost 15 years later the Supreme Court of Ohio recommended that all Courts consider implementing these ideas as a means of improving the quality of justice for all Ohioans.

During his tenure as Judge, Zaleski has presided over thousands of civil and criminal proceedings, allowing him to achieve the necessary balance and temperament essential to being an effective Judge. At the end of 2005 Judge Zaleski was unanimously selected by his fellow Judges, to serve his 14th term as Administrative Judge, a position for which Judge Zaleski acknowledges his gratitude to his fellow Judges' for their confidence and trust.

As Administrative Judge, Zaleski attends to his individual case docket in addition to the management of the entire General Division. Of continuing concern is the ever increasing volume of cases pending in the General Division. During the period 2000-2004 Lorain County had an increase of 21% in the number of cases each judge received. This corresponds to an increase of approximately 200 more cases a year for each judge. Unfortunately this trend continues to escalate; from 2004-2005 the caseload increased an additional 25%.

One very effective method of reducing the caseload volume is Alternative Dispute Resolution (ADR). The Lorain County Common Pleas Court General Division employs a variety of ADR techniques. Within the ADR process, nonbinding mediation and arbitration are utilized most frequently. In addition, the Court encourages the use of other ADR techniques, such as high-low arbitration, binding arbitration, private judges, private magistrates, or a combination of these techniques to assist in a resolution of litigation. Through hard work and proactive measures, Judge Zaleski along with the other General Division Judges continue to strive to ensure that the old saying "justice delayed is justice denied" does not come to pass in Lorain County.

FINANCIAL INFORMATION

Basis of Accounting The County's accounting system is organized on a "fund" basis. Each fund or account group is a distinct self-balancing accounting entity. For financial reporting purposes, Government-wide financial statements are prepared using the accrual basis of accounting, Governmental funds use the modified accrual basis of accounting, Enterprise funds and fiduciary funds use the accrual basis of accounting, the accounting records for all governmental and fiduciary funds are converted to the modified accrual basis, whereby revenues are recognized when measurable and available within the business cycle (within sixty days after year end), and expenditures are recognized when the fund liability is incurred.

Accounting records for the proprietary funds are converted to the accrual basis, whereby revenues are recognized when goods or services are measurable and earned, and expenses are recognized in the period in which they are incurred.

Internal Accounting Control In developing the County's accounting system, much consideration was given to the adequacy of internal accounting controls. Internal accounting controls are designed to provide reasonable, but not absolute, assurance regarding (1) the safeguarding of assets against loss from unauthorized use or disposition and (2) the reliability of financial records for preparing financial statements and maintaining accountability for assets. The concept of reasonable assurance is based on the assumption that the cost of internal accounting controls should not exceed the benefits expected to be derived from their implementation.

The County utilizes a fully automated accounting system as well as automated systems of control for fixed assets and payroll. These systems, coupled with the manual auditing of each voucher prior to payment by the accounting department of the Auditor's Office, ensure that the financial information generated is both accurate and reliable.

Budgetary Control The Board of County Commissioners adopts a permanent appropriation measure in December of the previous year. All disbursements and transfers of cash between funds require appropriation authority. Budgets are controlled at the department level within the general fund and at the fund level for all other funds. Purchase orders are approved by the department heads and are encumbered prior to their release to vendors. Those purchase orders which exceed the available appropriation are rejected until additional resources are secured. A computerized certification system allows the Auditor's office to ascertain the status of a department's appropriation prior to authorizing additional purchases from a certain account.

Debt Limitation - At December 31, 2005, general obligation bonds outstanding totaled \$26,890,000. During 2005, \$5,560,000 of general obligation bonds were issued and \$6,835,000 of general obligation bonds were retired. The County's total legal debt margin at December 31, 2005 was \$126,037,996.

The outstanding general obligation debt is primarily related to proceeds of bonds used either to construct or renovate buildings the County uses for its operations.

The County has a liability for loans from the Ohio Water Development Authority. Loan proceeds were used for ongoing sewer system improvements and are being repaid from special assessments charged to benefited property owners. At December 31, 2005, the special assessment liability for the loans was \$1,210,417.

Special Assessment Bonds outstanding at December 31, 2005, were \$4,603,893. Special Assessment Bonds are backed by the full faith and credit of the County. In the event of default by the property owners charged with the assessment, the County would be responsible for the debt service payments.

The County maintains an "A-1" credit rating on its long-term bonds from Moody's Investors Service, Inc. All bonds of the County are general obligation debt and are backed by its full faith and credit.

Cash Management - The County pools its cash to simplify cash management. All idle moneys are invested, with the earnings paid into the general fund and other qualifying funds as prescribed by Ohio law. The County invests in certificates of deposit, STAR Ohio, the State Treasurer's Investment Pool, U.S. Treasury Bills, U.S. Treasury notes, Federal Farm Credit Bank (FFCB) notes, Federal National Mortgage Association (FNMA) notes, Federal Home Loan Bank (FHLB) notes, Student Loan Market Association (SLMA) notes, National City Money Market Fund, Federal Home Loan Mortgage Company (FHLMC) notes, Federal securities, commercial paper, bankers acceptances and overnight repurchase agreements. Interest earned on investments is credited to the general fund, except as stipulated by State Statute or County resolution. Interest earnings for the primary government totaled \$4,696,239 during 2005.

A majority of the County's deposits are collateralized with securities held by the pledging financial institutions' trust department or agent in collateral pools that name the County as a participant. The face value of the pooled collateral must equal at least 110% of the public funds on deposit. The collateral is held by trustees, including the Federal Reserve Bank and designated third party trustees of the financial institutions.

Risk Management - The County maintains self-funded programs for health care benefits for County employees and their dependents. A risk manager monitors and processes all claims. The County carries stop loss insurance coverage for the health care program in the amounts of \$250,000 per occurrence. Vehicles and property are covered through the County Risk Sharing Authority (CORSA), and professional liability claims are covered through a contract with an external insurance company, the cost of which is allocated among both governmental and enterprise funds. Workers' compensation coverage is provided through participation in the State of Ohio Workers' Compensation program.

INDEPENDENT AUDIT

Varney, Fink & Associates, Inc. conducted an independent audit with respect to the basic financial statements for the year ended December 31, 2005. The unqualified opinion appears in the financial section of this report.

In addition to meeting the requirements set forth in state statutes, the audit was also designed to meet the requirements of the Single Audit Act Amendments of 1996. Information related to this audit, including the schedule of federal financial assistance, findings and recommendations, and the report on internal control and compliance are published in a separate report.

AWARDS

GFOA Certificate of Achievement

The Government Finance Officers Association of the United States and Canada (GFOA) awarded a Certificate of Achievement for Excellence in Financial Reporting to Lorain County for its Comprehensive Annual Financial Report for the year ended December 31, 2004. The Certificate of Achievement is the highest form of recognition in the area of governmental financial reporting.

In order to be awarded a Certificate of Achievement, a government unit must publish an easily readable and efficiently organized comprehensive annual financial report, whose contents conform to program standards. Such a report must satisfy both generally accepted accounting principles and applicable legal requirements.

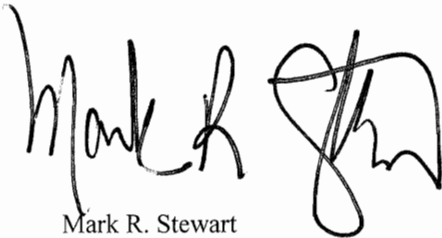
A Certificate of Achievement is valid for a period of one year only. We believe our current report continues to conform to the Certificate of Achievement program requirements, and we are submitting it to GFOA.

Acknowledgments

The preparation of a financial document of this magnitude is the result of a combined effort of a number of dedicated individuals who deserve recognition for their efforts. I wish to extend my appreciation to the entire staff of the Auditor's office. Special thanks are extended to J. Craig Snodgrass, CPA, CGFM, Lillian Brand, Cheryl Litz, Carmella Phillips, Diane Schuster, Greg Holcomb, Maggie Barta, Jessica Basinski, Renee Jefferson, Pam Stevens, Lisa Hobart and the Budget Department.

In addition, I would like to express my appreciation to Steven G. Luca, CPA and James J. Czarney CPA of Frank, Seringer & Chaney, Inc. for their consultation and assistance in this project. Also, I wish to express my appreciation to the staff of the various County departments whose time and dedicated efforts made this report possible.

Respectfully yours,

A handwritten signature in black ink, appearing to read "Mark R. Stewart". The signature is written in a cursive style with a large, stylized initial "M".

Mark R. Stewart
Lorain County Auditor

Lorain County, Ohio
Elected Officials
As of December 31, 2005

Board of Commissioners

Elizabeth C. Blair
Ted Kalo
Lori Kokoski

County Auditor

Mark R. Stewart

County Treasurer

Daniel J. Talarek

Prosecuting Attorney

Dennis Will

Clerk of Courts

Ron Nabakowski

Coroner

Paul M. Matus

Sheriff

Phil R. Stammitti

Common Pleas Court Judges

Edward M. Zaleski
Lynett M. McGough
Thomas W. Janas
Mark Betleski
Christopher Rothgery

Probate Court Judge

Frank J. Horvath

Domestic Relations Judges

David A. Basinski
Paulette Lilly
Debra Boros

Engineer

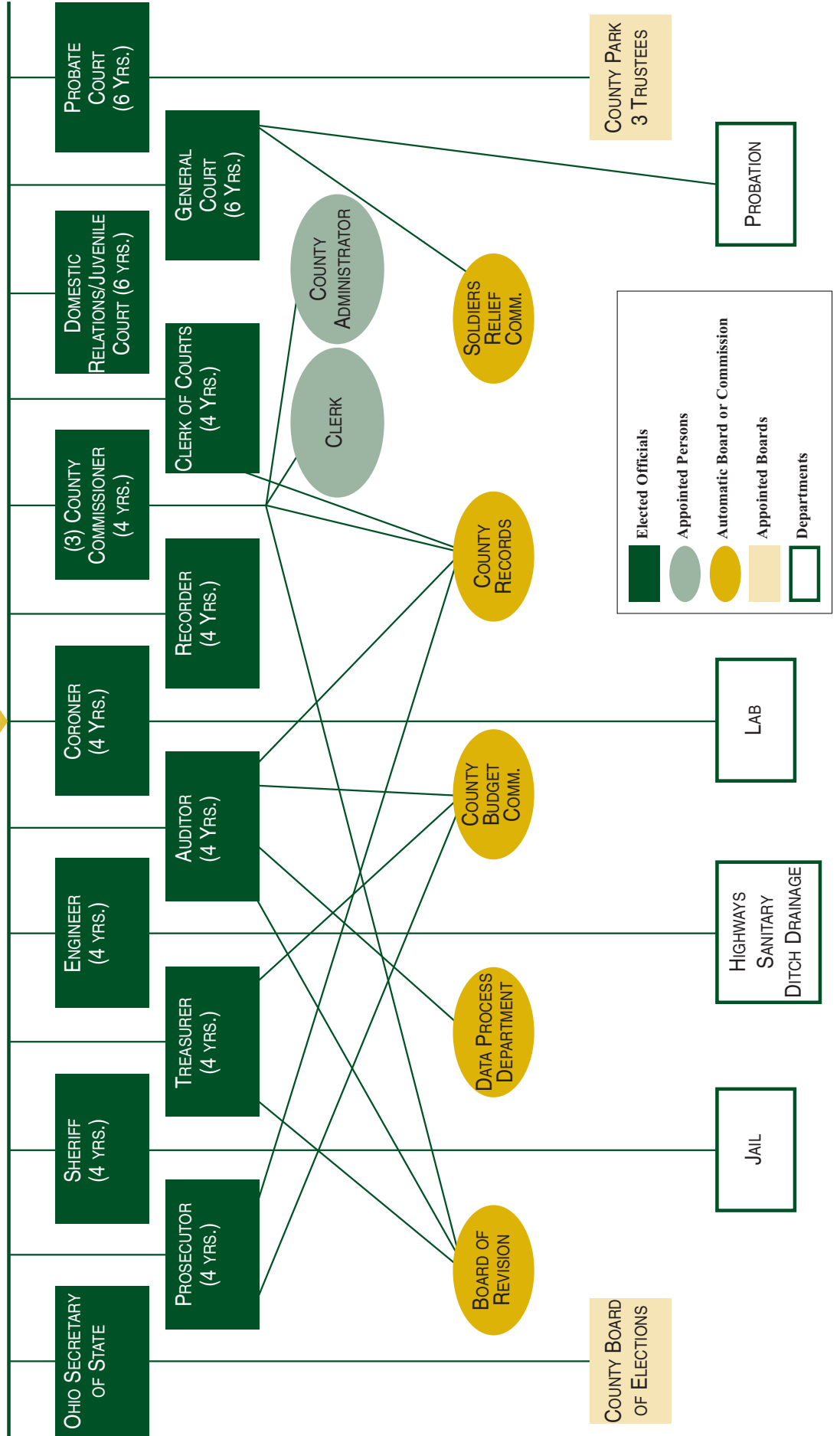
Kenneth P. Carney

Recorder

Judy Nedwick

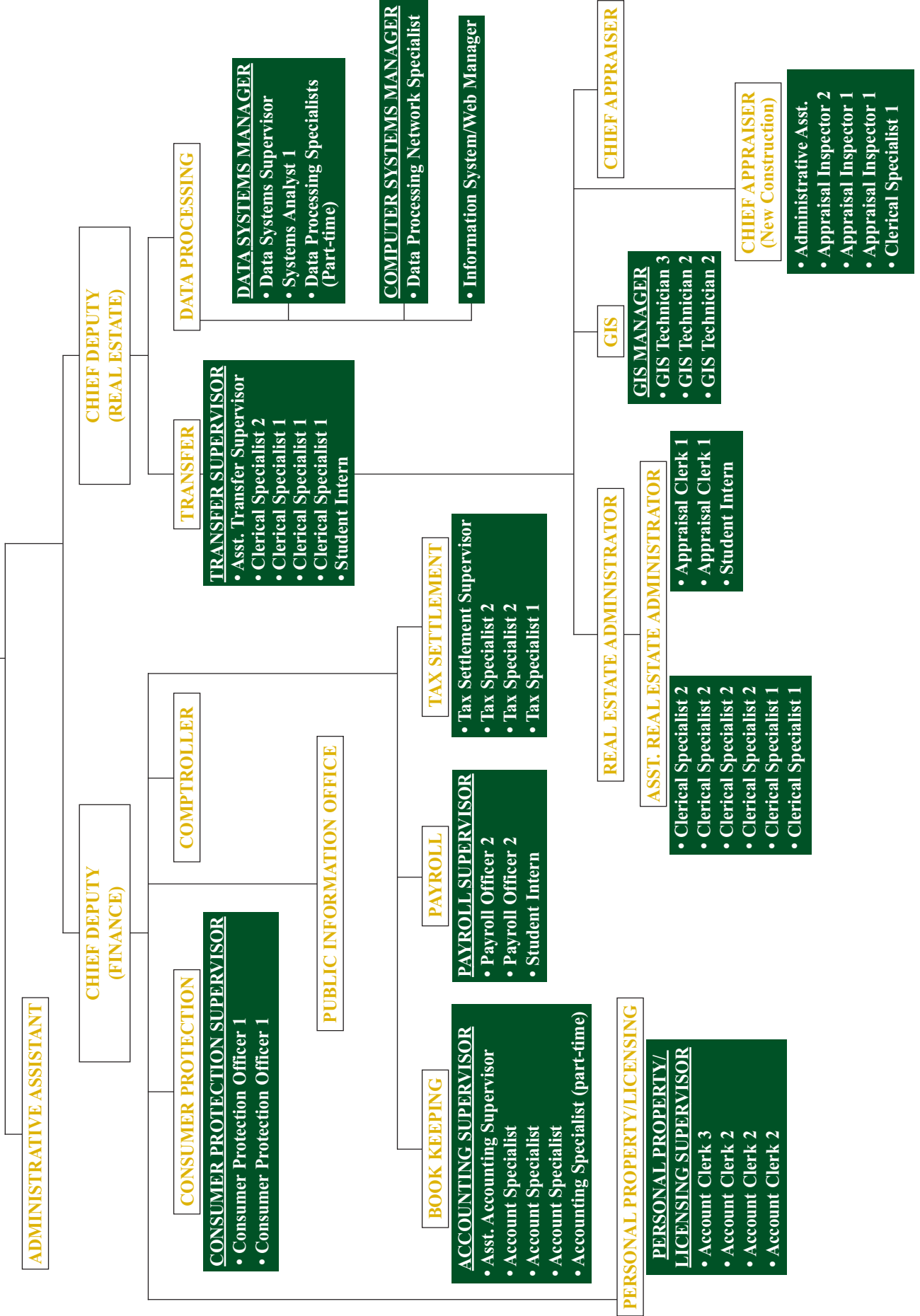
Lorain County Government

REGISTERED VOTERS



Lorain County Auditor's Organizational Chart

AUDITOR





St. Rt. 58 and Ohio Turnpike - Amherst



I-90 and St. Rt. 254 - Sheffield



Oak Point Road and St. Rt. 2 - Lorain



Chestnut Ridge - Walmart - Elyria



Waterfront Development - Lorain

Certificate of Achievement for Excellence in Financial Reporting

Presented to

Lorain County,
Ohio

For its Comprehensive Annual
Financial Report
for the Fiscal Year Ended
December 31, 2004

A Certificate of Achievement for Excellence in Financial Reporting is presented by the Government Finance Officers Association of the United States and Canada to government units and public employee retirement systems whose comprehensive annual financial reports (CAFRs) achieve the highest standards in government accounting and financial reporting.



Cara E. Perry

President

Jeffrey R. Emer

Executive Director

(This Page Intentionally Left Blank)



Lorenzo's
Pizza
Oberlin



EMH
Emergency Room
Avon



5 & Diner
Sheffield Village



Girl Scout
Camp
Henrietta Twp.



INDEPENDENT AUDITOR'S REPORT

The Board of County Commissioners,
County Auditor and County Treasurer
Lorain County
226 Middle Avenue
Elyria, OH 44035

We have audited the accompanying financial statements of the governmental activities, the business-type activities, the aggregate discretely presented component units, each major fund and the aggregate remaining fund information of Lorain County, Ohio, (the County) as of and for the year ended December 31, 2005 which collectively comprise the County's basic financial statements, as listed in the table of contents. These financial statements are the responsibility of the County's management. Our responsibility is to express opinions on these financial statements based on our audit. We did not audit the financial statements of the Murray Ridge Production Center, Inc., a discretely presented component unit, which statements reflect total assets of \$1,605,404 as of June 30, 2005, and total revenues of \$1,583,627 for the year then ended. We did not audit the financial statements of the Lorain County Regional Airport Authority, a discretely presented component unit, which statements which reflect total assets of \$12,518,783 as of December 31, 2005, and total revenues of \$1,574,519 for the year then ended. Those financial statements were audited by other auditors whose reports have been furnished to us and our opinion, insofar as it relates to the amounts included for the Murray Ridge Production Center, Inc. and the Lorain County Regional Airport Authority, discretely presented component units, is based on the reports of the other auditors.

We conducted our audit in accordance with auditing standards generally accepted in the United States of America and the standards applicable to financial audits contained in *Government Auditing Standards*, issued by the Comptroller General of the United States. Those standards require that we plan and perform the audit to obtain reasonable assurance about whether the financial statements are free of material misstatement. The financial statements of the Murray Ridge Production Center, Inc. were not audited by the other auditors in accordance with *Government Auditing Standards*. An audit includes examining, on a test basis, evidence supporting the amounts and disclosures in the financial statements. An audit also includes assessing the accounting principles used and significant estimates made by management, as well as evaluating the overall financial statement presentation. We believe that our audit and the reports of other auditors provide a reasonable basis for our opinion.

INDEPENDENT AUDITOR'S REPORT (continued)

In our opinion, based on our audit and the report of other auditors, the financial statements referred to above present fairly, in all material respects, the respective financial position of the governmental activities, the business-type activities, the aggregate discretely presented component units, each major fund and the aggregate remaining fund information of the County, as of December 31, 2005, and the respective changes in financial position and, where applicable, cash flows thereof and the respective budgetary comparison for the General Fund, Job and Family Services, Children Services, Community Mental Health and MRDD for the year then ended in conformity with accounting principles generally accepted in the United States of America.

In accordance with *Government Auditing Standards*, we have also issued our report dated June 23, 2006 on our consideration of the County's internal control over financial reporting and our tests of its compliance with certain provisions of laws, regulations, contracts and grant agreements and other matters. The purpose of that report is to describe the scope of our testing of internal control over financial reporting and compliance and the results of that testing and not to provide an opinion on the internal control over financial reporting or on compliance. That report is an integral part of an audit performed in accordance with *Government Auditing Standards* and should be considered in assessing the results of our audit.

The Management's Discussion and Analysis is not a required part of the basic financial statements but is supplementary information required by accounting principles generally accepted in the United States of America. We have applied certain limited procedures, which consisted principally of inquiries of management regarding the methods of measurement and presentation of the required supplementary information. However, we did not audit the information and express no opinion on it.

Our audit was conducted for the purpose of forming opinions on the financial statements that collectively comprise the County's basic financial statements. The introductory section, combining and individual nonmajor fund financial statements and statistical section are presented for purposes of additional analysis and are not a required part of the basic financial statements. The combining and individual nonmajor fund financial statements have been subjected to the auditing procedures applied by us in the audit of the basic financial statements and, in our opinion, based on our audit is fairly stated in all material respects, in relation to the basic financial statements taken as a whole. The introductory section and statistical section have not been subjected to the auditing procedures applied in the audit of the basic financial statements and, accordingly, we express no opinion on them.

Varney, Fink, & Associates

VARNEY, FINK & ASSOCIATES, INC.
Certified Public Accountants

June 23, 2006

Lorain County, Ohio
Management's Discussion and Analysis
December 31, 2005

The discussion and analysis of Lorain County's financial performance provides an overall review of the County's financial activities for the year ended December 31, 2005. It is the intent of this discussion and analysis to look at the County's performance as a whole. Note that readers should also review the transmittal letter and the financial statements to further understand the County's financial performance.

Financial Highlights

Key financial highlights for 2005 are:

- The General Fund balance decreased \$1,865,245 or 5%.
- The County had an increase in sales tax revenues, real estate tax collections and investment income during 2005.

Overview of the Financial Statements

This annual report consists of a series of financial statements and notes to those statements. These statements are organized so the reader can understand Lorain County as an entire operating entity. The basic financial statements are comprised of three components: The Government-wide Financial Statements, Fund Financial Statements and Notes to the Financial Statements. The statements also provide additional information of specific financial conditions.

Government-wide Financial Statements

The Government-wide Financial Statements are designed to provide readers with a broad overview of the County's finances, in a manner similar to a private-sector business.

Statement of Net Assets and Statement of Activities - The Statement of Net Assets presents information on all of the County's assets and liabilities, with the difference between the two reported as net assets. The Statement of Activities presents information indicating the County's net assets change during the current year. These statements include all assets and liabilities using the accrual basis of accounting similar to the accounting used in a private-sector business. This basis of accounting takes into consideration all of the current year's revenues and expenditures, regardless of when the cash is received or paid.

These two statements report the County's net assets and the change in those assets. The change in net assets informs the reader as to whether, the financial position of the County has improved or diminished. However, in evaluating the overall position of the County, non-financial information such as changes in the County's tax base and the condition of the County's capital assets should also be evaluated.

In the Statement of Net Assets and the Statement of Activities, the County is divided into three kinds of activities:

Government Activities – The reporting of services including public safety, social services programs, administration, and all departments, with the exception of our Sewer Fund and Transit System, are reported as Government Activities.

Business-Type Activity – The County charges user fees to recoup the cost of the operation of the Sewer System and County Transit as well as all capital expenses associated with the facilities.

Component Units – The County includes financial data of the Lorain County Regional Airport Authority, Murray Ridge Production Center, Inc. and the Lorain County Port Authority. These component units are described in Note 1 of the Notes to the Financial Statements. The component units are separate entities and may buy, sell, lease and mortgage property in their own name and can sue or be sued in their own name.

Lorain County, Ohio
Management's Discussion and Analysis
December 31, 2005

The Government-wide Financial Statements can be found on pages 11-13 of this report.

Fund Financial Statements

A fund is a grouping of related accounts that is used to maintain control over resources that have been segregated for specific activities or objects. The County, like other state and local governments, uses fund accounting to ensure and demonstrate compliance with finance related legal requirements. All of the funds of the County can be divided into the following three categories: Governmental Funds, Proprietary Funds and Fiduciary Funds. Fund financial reports provide detailed information about those funds. Based on restriction on use of dollars in those funds, the County has established many funds that account for the multitude of services provided to our residents. However, these fund financial statements focus on the County's most significant funds. Lorain County's major funds are: General Fund, Board of Mental Retardation and Developmental Disabilities (MRDD), Children Services, Community Mental Health, Job and Family Services and Q Construction.

Governmental Funds – Governmental funds are used to account for essentially the same functions reported as governmental activities in the government-wide financial statements. However, unlike the government-wide financial statements, government fund financial statements focus on current sources and uses of spendable resources, as well as on balances of spendable resources available at the end of the fiscal year. Such information may be helpful in evaluating government's near-term financing requirements.

Because the focus of governmental funds is narrower than the government-wide financial statements, it is useful to compare the information presented for governmental funds with similar information presented for governmental activities in the government-wide financial statements. By doing so, the reader may better understand the long-term impact of the County's near-term financial decisions. Both the Governmental Funds Balance Sheet and the Governmental Fund Statement of Revenues, Expenditures and Changes in Fund Balances provide a reconciliation to facilitate this comparison between governmental funds and governmental activities.

The County maintains several individual governmental funds. Information is presented separately in the Governmental Funds Balance Sheet and in the Governmental Funds Statement of Revenues, Expenditures and Changes in Fund Balances for the major funds. Data from the other governmental funds are combined into a single, aggregated presentation. Individual fund data for each of these non-major governmental funds is provided in the form of combining statements elsewhere in this report. The governmental fund financial statements can be found on pages 14-19 of this report.

The County adopts an annual appropriated budget for all county funds under its jurisdiction. A budgetary comparison statement has been provided for the General Fund, Job & Family Service Fund, Children Services Fund, Community Mental Health and MRDD Fund to demonstrate compliance with this budget.

Proprietary Funds – The County maintains two different types of proprietary funds. Enterprise funds are used to report the same functions presented as business-type activities in the government-wide financial statements. The County uses an Enterprise Fund to account for its Sanitary Engineer operations and the Lorain County Transit System. Internal Service Funds are an accounting device used to accumulate and allocate costs internally among the County's various functions. The County used an Internal Service Fund to account for the medical self-insurance. The proprietary fund financial statements can be found on pages 26-29 of this statement.

Fiduciary Funds – Are used to account for resources held for the benefit of parties outside the government. Fiduciary Funds are not reflected in the government-wide financial statements because the resources of those funds is not available to support the County's own programs. The Fiduciary Fund financial statements can be found on page 30 of this statement.

Notes to the Financial Statements – The notes provide additional information that is essential to a full understanding of the data provided in the government-wide and fund financial statements. The notes to the financial statements can be found on pages 34-71 of this report.

Lorain County, Ohio
Management's Discussion and Analysis
December 31, 2005

Other Information – In addition to the basic financial statements and accompanying notes, this report also presents combining and individual fund statements and schedules that can be found on pages 73-184 of this report.

Government-wide Financial Analysis

As noted earlier, net assets may serve over time as a useful indicator of a County's financial position. In the case of Lorain County, assets exceeded liabilities by \$294.0 million (\$283.5 million in governmental activities and \$10.5 million in business-type activities) as of December 31, 2005. The largest portion of the County's net assets (57.0%) is in unrestricted net assets and (38.9%) is in investment in capital assets (i.e.; buildings, land, equipment and machinery, infrastructure), less any related debt used to acquire those assets that is still outstanding. Lorain County uses these capital assets to provide services to citizens; consequently, these assets are not available for future spending. Although the County's investment in its capital assets is reported net of related debt, it should be noted that the resources needed to repay this debt must be provided from other sources, since the capital assets themselves cannot be used to liquidate these liabilities. Net assets are included in the following Table 1.

TABLE 1
NET ASSETS
(In Millions)

	Governmental Activities		Business-Type Activities		Total	
	2005	2004	2005	2004	2005	2004
Assets						
Current and Other Assets	\$213.9	\$205.3	\$ 1.0	\$ 1.1	\$214.9	\$206.4
Capital Assets, net	<u>135.6</u>	<u>134.8</u>	<u>11.6</u>	<u>11.3</u>	<u>147.2</u>	<u>146.1</u>
Total Assets	<u>\$349.5</u>	<u>\$340.1</u>	<u>\$12.6</u>	<u>\$ 12.4</u>	<u>\$362.1</u>	<u>\$352.5</u>
Liabilities						
Current and Other Liabilities	\$ 17.9	\$ 15.9	\$.7	\$ 1.1	\$ 18.6	\$ 17.0
Note Payable	4.7	-	-	-	4.7	-
Long-Term Liabilities due within one year	5.5	5.0	.2	.1	5.7	5.1
Long-Term Liabilities due in more than one year	<u>37.9</u>	<u>38.3</u>	<u>1.2</u>	<u>1.3</u>	<u>39.1</u>	<u>39.6</u>
Total Liabilities	<u>\$ 66.0</u>	<u>\$ 59.2</u>	<u>\$ 2.1</u>	<u>\$ 2.5</u>	<u>\$ 68.1</u>	<u>\$ 61.7</u>
Net Assets						
Invested in Capital Assets Net of Debt	\$104.1	\$101.8	\$ 10.4	\$ 10.0	\$114.5	\$111.8
Restricted:						
Highways and Streets	.8	6.5	-	-	.8	6.5
Justice Center	6.9	8.1	-	-	6.9	8.1
Sewer Projects	.2	-	-	-	.2	-
Capital Improvements	4.1	-	-	-	4.1	-
Unrestricted	<u>167.4</u>	<u>164.5</u>	<u>.1</u>	<u>(.1)</u>	<u>167.5</u>	<u>164.4</u>
Total Net Assets	<u>\$283.5</u>	<u>\$280.9</u>	<u>\$ 10.5</u>	<u>\$ 9.9</u>	<u>\$294.0</u>	<u>\$290.8</u>

At December 31, 2005, Unrestricted assets (\$167.4 million) may be used to meet the County's ongoing obligations to citizens and creditors.

Lorain County, Ohio
Management's Discussion and Analysis
December 31, 2005

Table 2 below, indicates the changes in net assets for the year ended December 31, 2005 and 2004.

TABLE 2
CHANGES IN NET ASSETS
(In Millions)

	Governmental Activities		Business Type Activities		Total	
	<u>2005</u>	<u>2004</u>	<u>2005</u>	<u>2004</u>	<u>2005</u>	<u>2004</u>
Revenues						
Program Revenues:						
Charge for Services	\$ 39.8	\$ 35.6	\$ 1.7	\$ 1.5	\$ 41.5	\$ 37.1
Operating Grants and Contributions	92.4	91.8	4.0	1.0	96.4	92.8
Capital Grants and Contributions	5.0	3.3	-	-	5.0	3.3
General Revenues:						
Taxes	74.6	70.4	-	-	74.6	70.4
Investment Income	4.7	2.6	-	-	4.7	2.6
Intergovernmental Revenue not Restricted to Specific Programs	10.6	10.7	-	-	10.6	10.7
Premium on Bonds, Including Interest	-	-	-	-	-	-
Other	<u>.8</u>	<u>.8</u>	<u>-</u>	<u>-</u>	<u>.8</u>	<u>.8</u>
Total Revenues	<u>\$227.9</u>	<u>\$215.2</u>	<u>\$ 5.7</u>	<u>\$ 2.5</u>	<u>\$233.6</u>	<u>\$217.7</u>
Program Expenses and Transfers						
General Government:						
Legislative and Executive	\$ 40.6	\$ 32.7	\$ -	\$ -	\$ 40.6	\$ 32.7
Judicial System	17.4	15.2	-	-	17.4	15.2
Public Safety	24.6	22.4	-	-	24.6	22.4
Public Works	14.0	15.4	-	-	14.0	15.4
Health	41.8	44.8	-	-	41.8	44.8
Human Services	83.1	73.4	-	-	83.1	73.4
Economic Development and Assistance	1.1	.6	-	-	1.1	.6
Intergovernmental	.6	.6	-	-	.6	.6
Interest and Fiscal Charges	1.6	1.9	-	-	1.6	1.9
Transfers	.5	1.0	(.5)	(1.0)	-	-
Sewer System	-	-	1.2	1.2	1.2	1.2
County Transit	-	-	<u>4.4</u>	<u>3.5</u>	<u>4.4</u>	<u>3.5</u>
Total Expenses	<u>\$225.3</u>	<u>\$208.0</u>	<u>\$5.1</u>	<u>\$3.7</u>	<u>\$230.4</u>	<u>\$211.7</u>
Change in Net Assets	2.6	7.2	.6	(1.2)	3.2	6.0
Net Assets – Beginning	<u>280.9</u>	<u>273.7</u>	<u>9.9</u>	<u>11.1</u>	<u>290.8</u>	<u>284.8</u>
Net Assets – Ending	<u>\$283.5</u>	<u>\$280.9</u>	<u>\$10.5</u>	<u>\$ 9.9</u>	<u>\$294.0</u>	<u>\$290.8</u>

Governmental Activities

Tax revenue accounts for \$74,630,281 of the \$227,886,816 total revenue for governmental activity, or 32.7% of total revenue. The major recipients of intergovernmental revenue were the General Fund receiving \$9,074,292 and the Job and Family Services, receiving \$1,537,658.

Lorain County, Ohio
Management's Discussion and Analysis
December 31, 2005

The County's direct charges to users of governmental services made up \$39,785,498 or 17.5% of total governmental revenue. These charges are for fees for real estate transfers, collection of taxes, fines and forfeitures related to judicial activity, and licenses and permits.

Human Services accounts for \$83,130,352 of the \$224,847,298 total expenses for governmental activities, or 37% of total expenditures. The next largest program is Health, which equals \$41,789,536 or 18.6% of total governmental expenses.

Business-Type Activities

The net assets for the business-type activities for the County increased by \$631,153 during the year 2005. Major revenue sources were Charges for Services of \$1,755,791 and Operating Grants of \$4,038,387.

Financial Analysis of the County's Funds

As noted earlier, the County uses fund accounting to demonstrate and ensure compliance with finance related legal requirements.

Governmental Funds – The focus of the County's governmental funds is to provide information on near term outflows, inflows and balances of spendable resources. Such information is useful in assessing the County's financing requirements. In particular, unreserved fund balance may serve as a useful measure of the County's net resources available for spending at the end of the fiscal year.

As of the end of the current fiscal year, the County's governmental funds reported combined ending fund balances of \$106,825,755, a decrease of \$3,381,140 in comparison with the prior year. Approximately 75% of this total amount, or \$79,984,558 is available for spending at the government's discretion. The remainder of fund balance is reserved to indicate that it is not readily available for new spending since it has already been committed to (1) liquidate contracts and purchase orders from the prior or current period of \$11,426,686, (2) to pay debt service of \$231,421, or (3) for a variety of other restricted purposes of \$15,183,090.

The general fund is the chief operating fund of the County. At the end of the current fiscal year, the General Funds unreserved balance was \$22,041,962, while the total fund balance reached \$37,680,396. As a measure of the General Funds liquidity, it may be useful to compare both unreserved fund balance and total fund balance to total fund expenditures. Unreserved fund balance represents 40% of total General Fund expenditures, while total fund balance represents 69% of that same amount.

The fund balance of the County's General Fund decreased by approximately \$1,865,631 or 4.7%. This decrease is due in part to an increase in healthcare and insurance costs, increased spending on Economic Development and Public Safety. Off-setting the increase is additional interest income from rising interest and investment rates.

The other major governmental funds of the County are Job and Family Services, Children Services, Community Mental Health, Board of Mental Retardation and Development Disabilities (MRDD), and Q Construction.

The fund balance of the Job and Family Services increased by approximately \$428,058.

The fund balance for Children Services Board increased by \$694,064. The increase is due to increased tax collections and funding amounts in state grants and timing issues on when monies are received.

The fund balance for the Community Mental Health Board increased approximately \$1.2 million due to strong tax levy collections and an increase in Intergovernmental Revenue.

Lorain County, Ohio
Management's Discussion and Analysis
December 31, 2005

The fund balance for the Board of Mental Retardation and Developmental Disabilities experienced a net increase of 1,242,911 due primarily to increased state and federal funding and an increase on tax revenues.

The Q Construction fund balance decreased by \$3.7 million due to actual construction costs incurred.

Enterprise Funds - The County's Enterprise Funds provide the same type of information found in the government-wide financial statements, but in more detail. Unrestricted net assets of the Sewer fund totaled \$(161,088) and the increase in net assets of the Sewer Fund was \$316,337 for the year. The County Transit Fund unrestricted net assets totaled \$290,917 at year end and net assets increased \$314,816 during the year.

General Fund Budgetary Highlights

As, required by State statute, the Board of County Commissioners adopts an annual appropriation (budget) resolution, effective the first day of January, for all County funds under its jurisdiction. In addition to the County General Fund, ninety-seven (97) active funds representing various governmental, proprietary and fiduciary activities are included in the annual appropriation process.

The fiscal dynamics of the County General Fund may be summarized as follows for 2004 and 2005:

	2004	2005	Increase/(Decrease)
Fund Balance at Beginning of Year	\$21,245,689	\$22,200,589	\$954,900
Revenues	54,119,124	55,295,305	1,176,181
Expenditures	49,588,711	53,481,669	3,892,958
Advances/Transfers In/(Out)	(3,575,513)	(3,604,239)	(28,726)
Fund Balance at End Of Year	\$22,200,589	\$20,409,986	\$(1,790,603)

The ending year County General Fund balance decreased \$1,790,603 or 8.1% as compared to Year 2004. This decrease is a reflection of the total Fund activity, in terms of Revenues, Expenditures and Transfers/Advances. Revenues increased by \$1,176,181 (2.2%) represented by strong increase in Interest income component. Expenditures increased by \$3,892,958 (7.8%) represented by increases in Judicial, Public Safety, Human Services and Capital Outlay areas combined with a major increase in the Legislative & Executive area. The national, state and local economies continued to recover from the recession of 2001 and 2002 and solid growth in 2005. However, we have to take note that increases to The County General Fund Expenditures exceeded increases in The County General Fund Revenues by \$2,716,777.

The recording daily, weekly and monthly General Fund Revenues and Expenditures as compared to the original budget necessitates updates toward a final annual budget. In terms of revenues, not only are daily reviews of specific line item revenue accounts examined closely and independently by both the County Auditor's office and the Commissioners' Budget Department, but also, extensive quarterly reviews for all line item revenue accounts are undertaken on a coordinated and joint effort basis by these departments. Monthly General Fund financial reports are prepared which analyze monthly and year-to-date comparisons of revenues, expenditures and cash balances.

The County General Fund is organized and structured on the basis of forty-six (46) Departments and Cost Centers – each with its own set of budgeted line item accounts. For continued growth restraint of County General Fund Expenditures, Commissioners continued several budget policy decisions initiated with the 2003 County General Fund Budget for all Departments:

- 1) Department Salaries & Wages and their associated line item accounts were carefully scrutinized and increased or decreased where necessary.

**Lorain County, Ohio
Management's Discussion and Analysis
December 31, 2005**

- 2) Mandated line item accounts were reviewed and increased, decreased or maintained at their 2003 levels as required by the Ohio Revised Code.
- 3) Supplies and Equipment line item accounts were maintained at their 2003 levels.
- 4) Travel and Staff Training line item accounts were maintained at their 2003 levels.
- 5) Discretionary departmental line item accounts were maintained at their 2003 levels.

In terms of total General Fund Expenditures, the diversity of services offered to the public, the following major components are illustrated:

	Service Component	2004 Budget	% Of Total 2004 Budget	2005 Budget	% Of Total 2005 Budget	\$ Increase/ (Decrease)	% Increase/ (Decrease)
1.	Legislative/Executive	\$25,412,010	51.2%	\$27,621,804	51.6%	\$2,209,794	8.7%
2.	Judicial	13,967,829	28.2%	14,698,031	27.5%	730,202	5.2%
3.	Public Safety	6,765,060	13.6%	7,133,858	13.3%	368,798	9.8%
4.	Capital Outlay	356,355	0.7%	733,667	1.4%	377,312	105.9%
5.	Human Services	2,356,041	4.8%	2,563,727	4.8%	207,686	8.8%
6.	Inter-Governmental	465,222	1.0%	464,284	0.9%	(938)	(0.2%)
7.	Public Works	262,795	0.5%	262,774	0.5%	(21)	0.0%
8.	Health	3,399	0.0%	3,524	0.0%	125	3.8%
	Total Expenditures	\$49,588,711	100.0%	\$53,481,669	100.0%	\$3,892,958	7.8%

Legislative/Executive and Judicial components are responsible for approximately four-fifths (79.1%) of all General Fund Expenditures in 2005, a \$2,939,996 (7.5%) increase as compared to Year 2004. These two service components contain the majority of all personnel who receive salaries and benefits from the County General Fund. One line-item account within these components that is responsible for a large portion of the increased expenditures is the increase cost for employee health insurance & prescription drug coverage. Future issues that will have an effect on the expenditures side of the County General Fund, as related to employee staffing will be the creation of a "Family Court" by combining the current Domestic Relations and Probate Courts and the addition of a sixth Judge to the County Court of Common Pleas.

Capital Assets and Debt Administration

Capital Assets – The County's investment in capital assets for its governmental and business-type activities as of December 31, 2005, amounts to \$147,254,352 (net of accumulated depreciation). This investment in capital assets includes land, building structures and improvements, vehicles, furniture, fixtures and equipment and infrastructure.

Additional information of the County's capital assets can be found in Note 8.

Debt Administration

The philosophy and implemented strategy of the County has been to maintain a modest general obligation bonded debt level. This has been achieved by means of a pay-as-you-go basis for relatively small capital projects, by encouraging competition among bond underwriters to fulfill the County's financing needs, maximizing flexibility and cost (interest) effectiveness of one-year notes when feasible, and keeping debt service periods (years) to a minimum.

Moody's Investors Services had assigned an "Aa3" bond rating for Year 2005 for the County and Fitch's had assigned an "AA" rating to the County for Year 2005 bonding needs. These high ratings afford the County flexibility in borrowing when necessary to receive extremely attractive rates due to the financial community's belief that the County's financial operations will remain satisfactory due to management's conservative approach to its annual budgeting process.

Lorain County, Ohio
Management's Discussion and Analysis
December 31, 2005

Year 2005 ended with Lorain County General Obligation (G.O.) Bond Indebtedness being \$26,890,000. Excluding the County's April 2002 20-year G.O. Bond current \$17,990,000 debt balance for a new \$45,000,000 Justice Center, total G.O. Bond Indebtedness was \$8,900,000 at year-end 2005 as compared with year-end 2004 of \$9,460,000 a decrease of \$560,000 (6.0%). This increase is attributed to issuing \$3,165,000 in new G.O. Bonds for the County's Human Service Building which is fully reimbursable to the County by State monies; and \$2,035,000 in the debt service, is attributed to capital funding needs of the County Engineer's Office, with yearly debt service amounts also fully reimbursed to the County which is secured by the Motor Vehicle Gas Tax Revenues of that office. Lorain County's outstanding G.O. Notes obligation currently is \$4,690,000 of which \$3,990,000 will become due on September 2006 and \$700,000 will become due in March 2006 and has been rolled-over to \$725,000 which is due August, 2006.

General Obligation Bonds	
Human Service Building & Juvenile Facilities	\$ 5,175,000
Engineer's Office	2,035,000
Board of Elections	1,690,000
	<hr/>
	8,900,000
Justice Center	17,990,000
Total	<hr/>
	<u>\$26,890,000</u>

In addition to general obligation bonds and notes to meet its borrowing needs the County utilizes OWDA loans and Special Assessment bonds and notes to finance Sanitary Sewer and Waterline Projects. Current debt levels are modest and are reimbursable by way of sewer assessments and tap-in fees. Future activity to construct sewer and water lines is expected to increase as the result of new home development and light commercial/retail expansion in the County.

Economic Factors and Next Year's Budgets and Rates

- The unemployment rate for the County is currently 5.8%, which is a decrease from the rate of 6.7% a year ago. The state average unemployment rate was 5.9% and the national average was 5.1%.
- Inflationary trends in the region compare favorably; unfavorably to national indices.

During the current fiscal year, unreserved fund balances in the general fund decreased from \$26,035,198 to \$22,041,962. The County has prepared a budget for 2006 without appropriating any of the unreserved balance. The County prepared a revenue-balanced budget for the General Fund without an increase in taxes or increase in fees or charges for services.

Request for Information

This financial report is designed to provide a general overview of Lorain County's finances for all those with an interest in the governments' finances. Questions concerning any of the information provided in this report, or requests for additional financial information should be addressed to:

J. Craig Snodgrass, CPA CGFM
Chief Deputy Auditor
Lorain County Administration Building
Elyria, Ohio 44035

Lorain County, Ohio
Statement of Net Assets
December 31, 2005

	<u>Primary Government</u>			<u>Component Units</u>
	<u>Governmental Activities</u>	<u>Business-type Activities</u>	<u>Total</u>	
Assets:				
Cash and Cash Equivalents	\$ 112,671,034	\$ 1,068,683	\$ 113,739,717	\$ 627,722
Cash with Fiscal and Escrow	652,847	-	652,847	-
Cash in Segregated Accounts	280,493	-	280,493	-
Investments	-	-	-	879,602
Receivables, Net of Allowances	98,666,268	410,806	99,077,074	537,197
Internal Balances	500,409	(500,409)	-	-
Due from Component Units	83,247	-	83,247	-
Inventory	1,064,765	245	1,065,010	-
Prepaid Expenses	-	-	-	13,000
Deposits	-	-	-	1,000
Non-Current Assets:				
Bond Fund Program Reserves	-	-	-	2,507,208
Capital Assets not being Depreciated	7,614,049	513,327	8,127,376	3,320,556
Capital Assets, net of Depreciation	127,993,237	11,133,739	139,126,976	8,783,171
Total Assets	<u>349,526,349</u>	<u>12,626,391</u>	<u>362,152,740</u>	<u>16,669,456</u>
Liabilities:				
Accounts Payable	13,542,334	731,085	14,273,419	442,585
Claims Payable	2,041,285	-	2,041,285	-
Intergovernmental Payable	2,248,753	15,927	2,264,680	126,866
Deferred Revenue	-	-	-	35,571
Note Payable	4,690,000	-	4,690,000	-
Noncurrent Liabilities:				
Due within One Year	5,519,759	159,587	5,679,346	-
Due in more than One Year	37,942,520	1,153,313	39,095,833	93,005
Total Liabilities	<u>65,984,651</u>	<u>2,059,912</u>	<u>68,044,563</u>	<u>698,027</u>
Net Assets:				
Invested in Capital Assets, Net of Related Debt	104,113,393	10,436,650	114,550,043	12,010,867
Restricted:				
Highways & Streets	798,615	-	798,615	-
Justice Center	6,870,002	-	6,870,002	-
Sewer Projects	238,355	-	238,355	-
Bond Fund Program Reserves	-	-	-	2,507,208
Capital Improvements	4,125,574	-	4,125,574	9,428
Donor Restricted	-	-	-	635,849
Unrestricted	167,395,759	129,829	167,525,588	808,077
Total Net Assets	<u>\$ 283,541,698</u>	<u>\$ 10,566,479</u>	<u>\$ 294,108,177</u>	<u>\$ 15,971,429</u>

The Notes to the Financial Statements are an integral part of this statement

Lorain County, Ohio
Statement of Activities
For the Year Ended December 31, 2005

Functions/Programs	Expenses	Charges for Services	Program Revenues Operating Grants and Contributions	Capital Grants and Contributions
Primary Government:				
Governmental Activities				
General Government -				
Legislative and Executive	\$ 40,580,422	\$ 23,729,716	\$ 449,461	\$ 4,663,300
Judicial	17,375,247	2,504,337	4,283,211	-
Public Safety	24,626,431	3,321,073	1,937,061	-
Public Works	13,997,321	1,144,414	7,273,062	291,357
Health	41,789,536	6,339,358	24,564,722	-
Human Services	83,130,352	2,746,600	52,332,956	-
Economic Development and Assistance	1,125,992	-	1,548,232	-
Intergovernmental	588,937	-	-	-
Interest on Long-Term Debt	1,633,060	-	-	-
Total Government Activities	<u>224,847,298</u>	<u>39,785,498</u>	<u>92,388,705</u>	<u>4,954,657</u>
Business-Type Activities:				
Sewer	1,210,218	1,064,909	-	-
County Transit	4,432,938	690,882	4,038,387	-
Total Business-Type Activities	<u>5,643,156</u>	<u>1,755,791</u>	<u>4,038,387</u>	<u>-</u>
Total Primary Government	<u>230,490,454</u>	<u>41,541,289</u>	<u>96,427,092</u>	<u>4,954,657</u>
Component Units:				
Lorain County Regional Airport Authority	923,360	105,948	303,000	1,141,545
Lorain County Port Authority	96,674	27,424	-	-
Murray Ridge Production Center, Inc.	1,596,704	1,508,859	38,904	-
Total Component Units	<u>\$ 2,616,738</u>	<u>\$ 1,642,231</u>	<u>\$ 341,904</u>	<u>\$ 1,141,545</u>

General Revenues:
Taxes
Property and Other Taxes
Sales
Intergovernmental Revenue
not Restricted to Specific Programs
Investment Income
Other Income
Transfers
Total General Revenues and Transfers
Changes in Net Assets
Net Assets - Beginning (As restated in Note 2)
Net Assets - Ending

The Notes to the Financial Statements are an integral part of this statement.

**Net (Expense) Revenue and
Changes in Net Assets**

Governmental Activities	Primary Government Business-type Activities	Total	Component Units
\$ (11,737,945)	\$ -	\$ (11,737,945)	\$ -
(10,587,699)	-	(10,587,699)	-
(19,368,297)	-	(19,368,297)	-
(5,288,488)	-	(5,288,488)	-
(10,885,456)	-	(10,885,456)	-
(28,050,796)	-	(28,050,796)	-
422,240	-	422,240	-
(588,937)	-	(588,937)	-
(1,633,060)	-	(1,633,060)	-
<u>(87,718,438)</u>	<u>-</u>	<u>(87,718,438)</u>	<u>-</u>
-	(145,309)	(145,309)	-
-	296,331	296,331	-
-	151,022	151,022	-
<u>(87,718,438)</u>	<u>151,022</u>	<u>(87,567,416)</u>	<u>-</u>
-	-	-	627,133
-	-	-	(69,250)
-	-	-	(48,941)
-	-	-	<u>508,942</u>
52,589,365	-	52,589,365	-
22,040,916	-	22,040,916	-
10,611,950	-	10,611,950	-
4,696,239	-	4,696,239	106,411
819,486	18,485	837,971	19,250
(461,646)	461,646	-	-
<u>90,296,310</u>	<u>480,131</u>	<u>90,776,441</u>	<u>125,661</u>
2,577,872	631,153	3,209,025	634,603
280,963,826	9,935,326	290,899,152	15,338,826
<u>\$ 283,541,698</u>	<u>\$ 10,566,479</u>	<u>\$ 294,108,177</u>	<u>\$ 15,973,429</u>

Lorain County, Ohio
Balance Sheet
Governmental Funds
December 31, 2005

	General	Job & Family Services	Children Services	Community Mental Health
ASSETS				
Current Assets:				
Cash and Cash Equivalents	\$ 20,501,722	\$ 2,294,483	\$ 6,501,950	\$ 10,868,875
Cash with Fiscal Agent	-	-	-	-
Cash in Segregated Accounts	-	-	-	-
Receivables, Net of Allowances	15,994,846	9,035,089	13,369,747	11,824,547
Notes Receivable	-	-	-	-
Due from Other Funds	2,828,139	1,829	332,154	-
Due from Component Units	83,247	-	-	-
Advances to Other Funds	12,944,978	-	-	-
Materials and Supplies Inventory	206,922	21,951	2,898	3,526
Total Assets	<u>\$ 52,559,854</u>	<u>\$ 11,353,352</u>	<u>\$ 20,206,749</u>	<u>\$ 22,696,948</u>
LIABILITIES AND FUND BALANCES				
Liabilities:				
Accounts Payable	\$ 3,368,517	\$ 968,747	\$ 550,952	\$ 567,966
Contracts Payable	239,172	774,699	-	-
Retainage Payable	16,150	-	-	-
Intergovernmental Payable	711,135	302,727	171,619	22,905
Deferred Revenue	10,539,615	6,005,975	12,154,923	10,087,634
Due to Other Funds	4,869	1,105,136	16,770	-
Advance from Other Funds	-	-	-	-
Notes Payable	-	-	-	-
Total Liabilities	<u>14,879,458</u>	<u>9,157,284</u>	<u>12,894,264</u>	<u>10,678,505</u>
Fund Balances:				
Reserved for:				
Encumbrances	2,486,533	374,968	5,421	100,866
Inventory	206,923	21,951	2,898	3,526
Advances	12,944,978	-	-	-
Loans	-	-	-	220,220
Notes Receivable	-	-	-	-
Debt Service	-	-	-	-
Unreserved (Deficit), reported in:				
General Fund	22,041,962	-	-	-
Special Revenue Funds	-	1,799,149	7,304,166	11,693,831
Capital Projects Funds	-	-	-	-
Total Fund Balances	<u>37,680,396</u>	<u>2,196,068</u>	<u>7,312,485</u>	<u>12,018,443</u>
Total Liabilities and Fund Balances	<u>\$ 52,559,854</u>	<u>\$ 11,353,352</u>	<u>\$ 20,206,749</u>	<u>\$ 22,696,948</u>

The Notes to the Financial Statements are an integral part of this statement

MRDD	Q Construction	Nonmajor Governmental Funds	Total Governmental Funds
\$ 15,134,015	\$ 13,163,858	\$ 34,607,896	\$ 103,072,799
-	-	652,847	652,847
-	-	280,493	280,493
20,959,053	1,162,034	25,556,266	97,901,582
-	-	599,467	599,467
5,181	-	212,911	3,380,214
-	-	-	83,247
-	-	-	12,944,978
153,373	-	676,095	1,064,765
<u>\$ 36,251,622</u>	<u>\$ 14,325,892</u>	<u>\$ 62,585,975</u>	<u>\$ 219,980,392</u>

\$ 1,123,821	\$ 1,150	\$ 2,864,692	\$ 9,445,845
14,172	1,830,608	766,244	3,624,895
-	-	3,688	19,838
300,348	-	740,019	2,248,753
18,499,295	847,369	18,599,052	76,733,863
2,018	1,139,000	1,536,121	3,803,914
-	11,918,086	669,443	12,587,529
-	4,690,000	-	4,690,000
<u>19,939,654</u>	<u>20,426,213</u>	<u>25,179,259</u>	<u>113,154,637</u>

294,914	5,125,596	3,038,388	11,426,686
153,373	-	676,095	1,064,766
-	-	-	12,944,978
-	-	-	220,220
-	-	953,126	953,126
-	-	231,421	231,421
-	-	-	22,041,962
15,863,681	-	31,372,355	68,033,182
-	(11,225,917)	1,135,331	(10,090,586)
<u>16,311,968</u>	<u>(6,100,321)</u>	<u>37,406,716</u>	<u>106,825,755</u>
<u>\$ 36,251,622</u>	<u>\$ 14,325,892</u>	<u>\$ 62,585,975</u>	<u>\$ 219,980,392</u>

(This Page Intentionally Left Blank)

Lorain County, Ohio
 Reconciliation of Total Governmental Funds Balances
 to Net Assets of Governmental Activities
 December 31, 2005

Total governmental funds balances	\$	106,825,755
Amounts reported for governmental activities in the Statement of Net Assets are different because:		
Capital assets used in governmental activities are not financial resources are therefore not reported in the funds.		135,555,651
Long term liabilities, including sick leave, vacation, personal time, and compensated absences are not due in the current period and therefore are not reported in the funds.		(11,968,386)
Deferrals from prior period already recorded in the net assets are now due and recorded in the fund balances		76,733,863
Long-term liabilities, including bonds payable, are not due and payable in the current period and therefore are not reported in the funds.		(31,493,893)
Internal service funds are used by management to charge the cost of insurance and other services to individual funds. The assets and liabilities of the internal service funds are included in governmental activities in the Statement of Net Assets.		<u>7,888,708</u>
Net assets of governmental activities	\$	<u><u>283,541,698</u></u>

The Notes to the Financial Statements are an integral part of this statement

Lorain County, Ohio
Statement of Revenues, Expenditures
and Changes in Fund Balances
Governmental Funds
For the Year Ended December 31, 2005

	<u>General</u>	<u>Job & Family Services</u>	<u>Children Services</u>	<u>Community Mental Health</u>
REVENUES				
Taxes:				
Property	\$ 10,077,901	\$ -	\$ 6,663,196	\$ 9,762,353
Sales	14,696,476	-	-	-
Charges for Services	1,633,686	-	-	-
Licenses and Permits	11,128,623	-	-	-
Fines and Forfeitures	1,587,759	-	-	-
Special Assessments	-	-	-	-
Intergovernmental Revenue	11,119,543	29,712,974	8,790,310	15,452,914
Interest Income	4,632,072	-	-	-
Miscellaneous Revenue	1,403,430	-	39,015	-
Total Revenues	<u>56,279,490</u>	<u>29,712,974</u>	<u>15,492,521</u>	<u>25,215,267</u>
EXPENDITURES				
Current:				
General Government				
Legislative and Executive	28,651,945	-	-	-
Judicial	14,756,923	-	-	-
Public Safety	7,136,408	-	-	-
Public Works	263,501	-	-	-
Health	3,524	-	-	24,011,753
Human Services	2,553,724	29,284,907	14,799,966	-
Economic Development and Assistance	14,402	-	-	-
Intergovernmental	588,937	-	-	-
Debt Service:				
Principal Paid	-	-	-	-
Interest Paid	-	-	-	-
Capital Outlay	749,817	-	-	-
Total Expenditures	<u>54,719,181</u>	<u>29,284,907</u>	<u>14,799,966</u>	<u>24,011,753</u>
Excess (Deficiency) of Revenues Over (Under) Expenditures	<u>1,560,309</u>	<u>428,067</u>	<u>692,555</u>	<u>1,203,514</u>
OTHER FINANCING SOURCES (USES)				
Transfers In	14,883	-	-	-
Transfers Out	(3,440,437)	-	-	-
Payment of Refunded Bond Escrow Agent	-	-	-	-
Proceeds of Refunding Bond	-	-	-	-
Premium on Refunding Bonds	-	-	-	-
Accrued Interest on Refunding Bonds	-	-	-	-
Premium on Notes	-	-	-	-
Total Other Financing Sources (Uses)	<u>(3,425,554)</u>	<u>-</u>	<u>-</u>	<u>-</u>
Net Change in Fund Balances	(1,865,245)	428,067	692,555	1,203,514
Fund Balances at Beginning of Year (Restated-see Note 2)	39,546,027	1,768,010	6,618,421	10,817,062
Increase (Decrease) in Reserve for Inventory	<u>(386)</u>	<u>(9)</u>	<u>1,509</u>	<u>(2,133)</u>
Fund Balances at End of Year	<u>\$ 37,680,396</u>	<u>\$ 2,196,068</u>	<u>\$ 7,312,485</u>	<u>\$ 12,018,443</u>

The Notes to the Financial Statements are an integral part of this statement

<u>MRDD</u>	<u>Q Construction</u>	<u>Nonmajor Governmental Funds</u>	<u>Total Governmental Funds</u>
\$ 18,855,727	\$ -	\$ 3,492,110	\$ 48,851,287
-	-	7,344,440	22,040,916
613,665	-	9,157,835	11,405,186
261,775	-	4,095,252	15,485,650
-	-	2,124,578	3,712,337
-	-	356,428	356,428
9,060,716	1,677,726	34,876,074	110,690,257
-	-	64,167	4,696,239
12,631	69,117	893,413	2,417,606
<u>28,804,514</u>	<u>1,746,843</u>	<u>62,404,297</u>	<u>219,655,906</u>
-	-	8,169,175	36,821,120
-	-	261,274	15,018,197
-	-	16,402,333	23,538,741
-	-	9,108,856	9,372,357
81,724	-	19,433,571	43,530,572
25,506,556	-	11,404,435	83,549,588
-	-	1,090,701	1,105,103
-	-	-	588,937
-	-	1,530,662	1,530,662
-	-	1,633,060	1,633,060
-	4,942,039	259,182	5,951,038
<u>25,588,280</u>	<u>4,942,039</u>	<u>69,293,249</u>	<u>222,639,375</u>
<u>3,216,234</u>	<u>(3,195,196)</u>	<u>(6,888,952)</u>	<u>(2,983,469)</u>
-	-	5,260,847	5,275,730
(1,999,000)	(461,646)	(14,883)	(5,915,966)
-	-	(5,726,245)	(5,726,245)
-	-	5,560,000	5,560,000
-	-	310,053	310,053
-	-	12,642	12,642
-	-	36,668	36,668
<u>(1,999,000)</u>	<u>(461,646)</u>	<u>5,439,082</u>	<u>(447,118)</u>
1,217,234	(3,656,842)	(1,449,870)	(3,430,587)
15,069,057	(2,443,479)	38,831,797	110,206,895
<u>25,677</u>	<u>-</u>	<u>24,789</u>	<u>49,447</u>
<u>\$ 16,311,968</u>	<u>\$ (6,100,321)</u>	<u>\$ 37,406,716</u>	<u>\$ 106,825,755</u>

Lorain County, Ohio
 Reconciliation of the Statement of Revenues, Expenditures
 and Changes in Fund Balances of Governmental Funds
 to the Statement of Activities
 For the Year Ended December 31, 2005

Amounts reported for governmental activities in the Statement of Activities are different because:

Net change in fund balance - total government funds	\$ (3,430,587)
Deferrals from prior period already recorded in the net assets are now due and recorded in revenue.	76,733,863
Deferrals recorded in the governmental funds for the year have previously been reported in net assets and must be removed.	(73,745,916)
Governmental funds report capital outlays as expenditures. However, in the Statement of Activities the cost of those assets is allocated over their estimated useful lives and reported as depreciation expense. This is the amount by which capital outlays exceeds depreciation in the current period.	1,868,627
Expenses for accrued items, including sick leave, vacation, personal time, and compensated absences are not due in the current period and therefore are not reported in the funds.	(11,968,386)
Expenses for prior period items, including sick leave, vacation, personal time, and compensated absences are now due in the current period and therefore are recorded in the fund balances and not in the Statement of Activities.	10,265,073
Expenses incurred as a result of asset disposition in the current period	(1,127,655)
The issuance of long-term debt provides current financial resources to governmental funds, while the repayment of the principal of long-term debt consumes the current financial resources of governmental funds. Neither transaction, however, has any effect on net assets. Also, governmental funds report the effect of issuance costs, premiums, discounts, and similar items when debt is first issued, whereas these amounts are deferred and amortized in the Statement of Activities. This amount is the net effect of these differences in the treatment of long-term debt and related items.	1,560,662
Expenses related to changes in inventory not included with governmental activities	49,447
Net revenue of certain activities of internal service funds is reported with governmental activities	<u>2,372,744</u>
Change in net assets of governmental activities	<u>\$ 2,577,872</u>

The Notes to the Financial Statements are an integral part of this statement

Lorain County, Ohio
Statement of Revenues, Expenditures and Changes in
Fund Balance - Budget and Actual (Non-GAAP Basis)
General Fund
For the Year Ended December 31, 2005

	<u>Original Budget</u>	<u>Final Budget</u>	<u>Actual</u>	<u>Encumbrances</u>	<u>Actual Plus Encumbrances</u>	<u>Variance with Final Budget Positive (Negative)</u>
Revenues						
Property and Other Taxes	\$ 9,774,598	\$ 10,074,794	\$ 10,074,794	\$ -	\$ 10,074,794	\$ -
Sales Tax	13,400,000	14,784,676	14,784,676	-	14,784,676	-
Charges for Services	1,843,698	1,592,869	1,596,510	-	1,596,510	3,641
Licenses, Permits and Fees	9,648,882	11,031,645	11,151,362	-	11,151,362	119,717
Fines and Forfeitures	1,250,500	1,596,348	1,608,479	-	1,608,479	12,131
Intergovernmental	11,026,391	10,946,090	10,946,090	-	10,946,090	-
Interest	2,249,326	4,077,452	4,094,431	-	4,094,431	16,979
Other	1,209,284	1,036,175	1,038,963	-	1,038,963	2,788
Total Revenues	50,402,679	55,140,049	55,295,305	-	55,295,305	155,256
Expenditures						
Current:						
General Government:						
Legislative and Executive	29,675,369	30,979,244	27,621,804	865,854	28,487,658	2,491,586
Judicial	14,552,277	15,366,681	14,698,031	58,060	14,756,091	610,590
Public Safety	6,977,746	7,382,217	7,133,858	106,357	7,240,215	142,002
Public Works	278,260	278,360	262,774	12,490	275,264	3,096
Health	4,971	4,971	3,524	-	3,524	1,447
Human Services	2,664,939	2,695,041	2,563,727	16,690	2,580,417	114,624
Capital Outlay	1,016,268	2,887,046	733,667	1,826,252	2,559,919	327,127
Intergovernmental	490,390	484,873	464,284	3,400	467,684	17,189
Total Expenditures	55,660,220	60,078,433	53,481,669	2,889,103	56,370,772	3,707,661
Excess (Deficiency) of Revenues Over (Under) Expenditures	(5,257,541)	(4,938,384)	1,813,636	(2,889,103)	(1,075,467)	3,862,917
Other Financing Sources (Uses)						
Advances - In	2,009,559	3,326,692	3,329,692	-	3,329,692	3,000
Advances - Out	-	(3,604,626)	(3,599,432)	-	(3,599,432)	5,194
Operating Transfers - In	-	105,938	105,938	-	105,938	-
Operating Transfers - Out	(16,591,527)	(13,290,044)	(3,440,437)	-	(3,440,437)	9,849,607
Total Other Financing (Uses)	(14,581,968)	(13,462,040)	(3,604,239)	-	(3,604,239)	9,857,801
(Deficiency) of Revenues and Other Financing Uses (Under) Expenditures and Other Financing Uses	(19,839,509)	(18,400,424)	(1,790,603)	\$ (2,889,103)	\$ (4,679,706)	\$ 13,720,718
Fund Balance at Beginning of Year	22,200,589	22,200,589	22,200,589			
Fund Balance at End of Year	\$ 2,361,080	\$ 3,800,165	\$ 20,409,986			

The Notes to the Financial Statements are an integral part of this statement

Lorain County, Ohio
Statement of Revenues, Expenditures and Changes in
Fund Balance - Budget and Actual (Non-GAAP Basis)
Job and Family Services
For the Year Ended December 31, 2005

	<u>Original Budget</u>	<u>Final Budget</u>	<u>Actual</u>	<u>Encumbrances</u>	<u>Actual Plus Encumbrances</u>	<u>Variance with Final Budget Positive (Negative)</u>
Revenues						
Intergovernmental	\$ 24,283,979	\$ 27,269,947	\$ 27,269,947	\$ -	\$ 27,269,947	\$ -
Total Revenues	<u>24,283,979</u>	<u>27,269,947</u>	<u>27,269,947</u>	<u>-</u>	<u>27,269,947</u>	<u>-</u>
Expenditures						
Current:						
Human Services:						
Salaries and Wages	7,725,290	7,615,290	7,558,622	-	7,558,622	56,668
Fringe Benefits	3,103,882	2,826,742	2,810,484	123	2,810,607	16,135
Supplies and Materials	314,674	303,712	244,245	57,344	301,589	2,123
Equipment	339,651	151,833	122,961	23,790	146,751	5,082
Contractual Services	13,503,466	16,841,092	15,979,784	400,130	16,379,914	461,178
Fees	486,819	299,923	299,923	-	299,923	-
Other	77,000	937,702	934,580	391	934,971	2,731
Total Expenditures	<u>25,550,782</u>	<u>28,976,294</u>	<u>27,950,599</u>	<u>481,778</u>	<u>28,432,377</u>	<u>543,917</u>
(Deficiency) of Revenues						
(Under) Expenditures	(1,266,803)	(1,706,347)	(680,652)	<u>\$ (481,778)</u>	<u>\$ (1,162,430)</u>	<u>\$ 543,917</u>
Fund Balance at Beginning of Year	2,975,135	2,975,135	2,975,135			
Fund Balance at End of Year	<u>\$ 1,708,332</u>	<u>\$ 1,268,788</u>	<u>\$ 2,294,483</u>			

The Notes to the Financial Statements are an integral part of this statement

Lorain County, Ohio
Statement of Revenues, Expenditures and Changes in
Fund Balance - Budget and Actual (Non-GAAP Basis)
Children Services
For the Year Ended December 31, 2005

	<u>Original Budget</u>	<u>Final Budget</u>	<u>Actual</u>	<u>Encumbrances</u>	<u>Actual Plus Encumbrances</u>	<u>Variance with Final Budget Positive (Negative)</u>
Revenues						
Property and Other Taxes	\$ 6,311,378	\$ 6,509,422	\$ 6,509,422	\$ -	\$ 6,509,422	\$ -
Intergovernmental	6,966,000	7,483,452	8,205,633	-	8,205,633	722,181
Other	100,500	39,040	39,074	-	39,074	34
Total Revenues	13,377,878	14,031,914	14,754,129	-	14,754,129	722,215
Expenditures						
Current:						
Human Services:						
Salaries and Wages	7,065,000	7,065,000	6,822,681	-	6,822,681	242,319
Fringe Benefits	2,267,384	2,287,384	2,228,153	-	2,228,153	59,231
Supplies and Materials	147,360	187,360	104,585	1,705	106,290	81,070
Equipment	980,000	950,000	346,856	-	346,856	603,144
Contractual Services	6,396,350	6,147,350	4,599,244	-	4,599,244	1,548,106
Other	758,920	977,920	701,233	3,716	704,949	272,971
Total Expenditures	17,615,014	17,615,014	14,802,752	5,421	14,808,173	2,806,841
(Deficiency) of Revenues						
(Under) Expenditures	(4,237,136)	(3,583,100)	(48,623)	<u>\$ (5,421)</u>	<u>\$ (54,044)</u>	<u>\$ 3,529,056</u>
Fund Balance at Beginning of Year	6,174,235	6,174,235	6,174,235			
Fund Balance at End of Year	\$ 1,937,099	\$ 2,591,135	\$ 6,125,612			

The Notes to the Financial Statements are an integral part of this statement

Lorain County, Ohio
Statement of Revenues, Expenditures and Changes in
Fund Balance - Budget and Actual (Non-GAAP Basis)
Community Mental Health
For the Year Ended December 31, 2005

	<u>Original Budget</u>	<u>Final Budget</u>	<u>Actual</u>	<u>Encumbrances</u>	<u>Actual Plus Encumbrances</u>	<u>Variance with Final Budget Positive (Negative)</u>
Revenues						
Property and Other Taxes	\$ 9,357,948	\$ 9,642,864	\$ 9,642,864	\$ -	\$ 9,642,864	\$ -
Intergovernmental	8,142,003	17,102,928	14,893,224	-	14,893,224	(2,209,704)
Other	-	87	87	-	87	-
Total Revenues	17,499,951	26,745,879	24,536,175	-	24,536,175	(2,209,704)
Expenditures						
Current:						
Health:						
Salaries and Wages	675,000	718,000	711,447	-	711,447	6,553
Fringe Benefits	218,200	269,023	224,141	-	224,141	44,882
Supplies and Materials	92,231	127,432	81,171	-	81,171	46,261
Equipment	36,200	237,700	196,652	-	196,652	41,048
Contractual Services	15,138,088	25,774,475	22,231,878	-	22,231,878	3,542,597
Capital Outlay	5,000	2,168,000	2,062,134	100,866	2,163,000	5,000
Other	303,595	450,527	319,934	-	319,934	130,593
Total Expenditures	16,468,314	29,745,157	25,827,357	100,866	25,928,223	3,816,934
Excess (Deficiency) of Revenues Over (Under) Expenditures	1,031,637	(2,999,278)	(1,291,182)	(100,866)	(1,392,048)	1,607,230
Other Financing Sources						
Advances - In	-	200,000	200,000	-	200,000	-
Excess (Deficiency) of Revenues and Other Financing Sources Over (Under) Expenditures	1,031,637	(2,799,278)	(1,091,182)	<u>\$ (100,866)</u>	<u>\$ (1,192,048)</u>	<u>\$ 1,607,230</u>
Fund Balance at Beginning of Year	11,574,820	11,574,820	11,574,820			
Fund Balance at End of Year	<u>\$ 12,606,457</u>	<u>\$ 8,775,542</u>	<u>\$ 10,483,638</u>			

The Notes to the Financial Statements are an integral part of this statement

Lorain County, Ohio
Statement of Revenues, Expenditures and Changes in
Fund Balance - Budget and Actual (Non-GAAP Basis)
MRDD
For the Year Ended December 31, 2005

	<u>Original Budget</u>	<u>Final Budget</u>	<u>Actual</u>	<u>Encumbrances</u>	<u>Actual Plus Encumbrances</u>	<u>Variance with Final Budget Positive (Negative)</u>
Revenues						
Property and Other Taxes	\$ 18,184,419	\$ 18,744,771	\$ 18,744,771	\$ -	\$ 18,744,771	\$ -
Charges for Services	83,000	613,665	613,665	-	613,665	-
Intergovernmental	7,081,000	8,211,580	8,211,580	-	8,211,580	-
Other	9,000	7,576	7,576	-	7,576	-
Total Revenues	25,357,419	27,577,592	27,577,592	-	27,577,592	-
Expenditures						
Current:						
Human Services:						
Salaries and Wages	12,050,000	12,450,000	12,286,594	-	12,286,594	163,406
Fringe Benefits	5,523,000	5,602,000	5,484,899	-	5,484,899	117,101
Supplies and Materials	437,434	421,515	343,102	37,951	381,053	40,462
Equipment	293,707	506,757	423,596	26,919	450,515	56,242
Contractual Services	5,198,986	6,410,812	5,360,999	482,592	5,843,591	567,221
Capital Outlay	84,806	84,806	72,290	10,500	82,790	2,016
Other	605,450	1,458,827	1,424,506	9,429	1,433,935	24,892
Total Expenditures	24,193,383	26,934,717	25,395,986	567,391	25,963,377	971,340
Excess of Revenues Over Expenditures	1,164,036	642,875	2,181,606	(567,391)	1,614,215	971,340
Other Financing Uses						
Operating Transfers - Out	(1,625,000)	(1,999,000)	(1,999,000)	-	(1,999,000)	-
Excess (Deficiency) of Revenues Over (Under) Expenditures and Other Financing Uses	(460,964)	(1,356,125)	182,606	<u>\$ (567,391)</u>	<u>\$ (384,785)</u>	<u>\$ 971,340</u>
Fund Balance at Beginning of Year	14,317,036	14,317,036	14,317,036			
Fund Balance at End of Year	\$ 13,856,072	\$ 12,960,911	\$ 14,499,642			

The Notes to the Financial Statements are an integral part of this statement

Lorain County, Ohio
Statement of Fund Net Assets
Proprietary Funds
As of December 31, 2005

	<u>Enterprise Fund</u>			<u>Governmental Activity</u>
	<u>Sewer System</u>	<u>County Transit</u>	<u>Totals</u>	<u>Internal Service Fund</u>
ASSETS				
Current Assets:				
Cash and Cash Equivalents	\$ 308,706	\$ 759,977	\$ 1,068,683	\$ 9,598,235
Receivables, Net of Allowance	186,219	224,587	410,806	165,219
Due from Other Funds	6,320	4,564	10,884	577,544
Inventory	245	-	245	-
Total Current Assets	<u>501,490</u>	<u>989,128</u>	<u>1,490,618</u>	<u>10,340,998</u>
Noncurrent Assets:				
Capital Assets, Net of Depreciation:				
Land	51,684	-	51,684	-
Construction In Progress	461,646	-	461,646	-
Vehicles	-	1,107,628	1,107,628	-
Buildings & Improvements	-	242,367	242,367	-
Sewer Plant	47,174	-	47,174	-
Sewer Lines	9,159,503	-	9,159,503	-
Water Lines	577,064	-	577,064	-
Total Noncurrent Assets	<u>10,297,071</u>	<u>1,349,995</u>	<u>11,647,066</u>	<u>-</u>
Total Assets	<u>\$ 10,798,561</u>	<u>\$ 2,339,123</u>	<u>\$ 13,137,684</u>	<u>\$ 10,340,998</u>
LIABILITIES				
Current Liabilities:				
Accounts Payable	\$ 55,842	\$ 675,243	\$ 731,085	\$ 400,121
Sick Leave, Vacation Payable	31,223	4,883	36,106	-
Claims and Judgments Payable	-	-	-	2,041,285
Due to Other Funds	153,844	-	153,844	-
Intergovernment Payable	11,649	4,278	15,927	-
Advance from Other Funds	357,449	-	357,449	-
OWDA Loan - Current	123,481	-	123,481	-
Total Current Liabilities	<u>733,488</u>	<u>684,404</u>	<u>1,417,892</u>	<u>2,441,406</u>
Noncurrent Liabilities:				
Matured Compensated Absences	52,570	13,807	66,377	-
OWDA Loan	1,086,936	-	1,086,936	-
Total Noncurrent Liabilities	<u>1,139,506</u>	<u>13,807</u>	<u>1,153,313</u>	<u>-</u>
Total Liabilities	<u>1,872,994</u>	<u>698,211</u>	<u>2,571,205</u>	<u>2,441,406</u>
NET ASSETS				
Invested in Capital Assets, Net of Related Debt	9,086,655	1,349,995	10,436,650	-
Unrestricted	<u>(161,088)</u>	<u>290,917</u>	<u>129,829</u>	<u>7,899,592</u>
Total Net Assets	<u>8,925,567</u>	<u>1,640,912</u>	<u>10,566,479</u>	<u>7,899,592</u>
Total Liabilities and Net Assets	<u>\$ 10,798,561</u>	<u>\$ 2,339,123</u>	<u>\$ 13,137,684</u>	<u>\$ 10,340,998</u>

The Notes to the Financial Statements are an integral part of this statement

Lorain County, Ohio
Statement of Revenues, Expenses and
Changes in Fund Net Assets
Proprietary Funds
For the Year Ended December 31, 2005

	<u>Enterprise Fund</u>			<u>Governmental Activity</u>
	<u>Sewer System</u>	<u>County Transit</u>	<u>Totals</u>	<u>Internal Service Fund</u>
Operating Revenues:				
Charges for Services	\$ 1,064,909	\$ 690,882	\$ 1,755,791	\$ 18,573,080
Grants and Contributions	-	4,038,387	4,038,387	-
Other	-	18,485	18,485	-
Total Operating Revenues	<u>1,064,909</u>	<u>4,747,754</u>	<u>5,812,663</u>	<u>18,573,080</u>
Operating Expenses:				
Contract Services	242,795	4,005,106	4,247,901	1,372,810
Personal Services	390,841	154,081	544,922	-
Fringe Benefits	136,683	82,546	219,229	-
Depreciation	279,827	152,217	432,044	-
Claims Expense	-	-	-	14,997,388
Supplies and Materials	22,477	9,685	32,162	375
Miscellaneous	64,006	24,361	88,367	5,273
Total Operating Expenses	<u>1,136,629</u>	<u>4,427,996</u>	<u>5,564,625</u>	<u>16,375,846</u>
Operating Income/(Loss)	<u>(71,720)</u>	<u>319,758</u>	<u>248,038</u>	<u>2,197,234</u>
Nonoperating (Expenses):				
Materials and Maintenance	(10,419)	(4,942)	(15,361)	-
Interest and Fiscal Charges	(63,170)	-	(63,170)	-
Total Non-operating (Expenses)	<u>(73,589)</u>	<u>(4,942)</u>	<u>(78,531)</u>	<u>-</u>
Income/(Loss) Before Operating Transfers	<u>(145,309)</u>	<u>314,816</u>	<u>169,507</u>	<u>2,197,234</u>
Transfers In	461,646	-	461,646	178,590
Change in Net Assets	<u>316,337</u>	<u>314,816</u>	<u>631,153</u>	<u>2,375,824</u>
Net Assets at Beginning of Year	8,609,230	1,326,096	9,935,326	5,523,768
Net Assets at End of Year	<u>\$ 8,925,567</u>	<u>\$ 1,640,912</u>	<u>\$ 10,566,479</u>	<u>\$ 7,899,592</u>

The Notes to the Financial Statements are an integral part of this statement

Lorain County, Ohio
Statement of Cash Flows
Proprietary Funds
For the Year Ended December 31, 2005

	<u>Enterprise Fund</u>			<u>Governmental Activity</u>
	<u>Sewer System</u>	<u>County Transit</u>	<u>Total</u>	<u>Internal Service Fund</u>
Cash Flows from Operating Activities:				
Cash Received from Customers	\$ 976,757	\$ 619,508	\$ 1,596,265	\$ 17,876,909
Cash Paid to Suppliers	(180,506)	(4,338,272)	(4,518,778)	(1,807,438)
Cash Paid for Claims	-	-	-	(14,618,837)
Cash Paid to Employees	(500,667)	(257,112)	(757,779)	-
Other Receipts	-	4,750,006	4,750,006	-
Net Cash Provided (Used) by Operating Activities	295,584	774,130	1,069,714	1,450,634
Cash Flows from Noncapital Financing Activities:				
Transfers In	461,646	-	461,646	178,590
Net Cash Provided (Used) by Noncapital Financing Activities	461,646	-	461,646	178,590
Cash Flows from Capital and Related Financing Activities:				
Capital Outlay	(472,066)	(274,230)	(746,296)	-
Principal Payments - OWDA Loans	(117,659)	-	(117,659)	-
Interest Paid	(63,170)	-	(63,170)	-
Net Cash (Used) by Capital and Related Financing Activities	(652,895)	(274,230)	(927,125)	-
Net Increase in Cash	104,335	499,900	604,235	1,629,224
Cash and Cash Equivalents, January 1, 2005	204,371	260,077	464,448	7,969,011
Cash and Cash Equivalents, December 31, 2005	<u>\$ 308,706</u>	<u>\$ 759,977</u>	<u>\$ 1,068,683</u>	<u>\$ 9,598,235</u>

(continued)

The Notes to the Financial Statements are an integral part of this statement

Lorain County, Ohio
Statement of Cash Flows (continued)
Proprietary Funds
For the Year Ended December 31, 2005

Reconciliation of Operating Income (Loss) to Net Cash Provided
by Operating Activities

	<u>Enterprise Fund</u>			<u>Governmental Activity</u>
	<u>Sewer System</u>	<u>County Transit</u>	<u>Total</u>	<u>Internal Service Fund</u>
Operating Income (Loss)	\$ (71,720)	\$ 319,758	\$ 248,038	\$ 2,197,234
Adjustments to Reconcile Operating (Loss) to Net Cash Provided (Used) by Operating Activities:				
Depreciation Expense	279,827	152,217	432,044	-
(Increase) Decrease in Operating Assets:				
Accounts Receivable	(84,552)	(89,859)	(174,411)	(1,767)
Intergovernment Receivable	(3,600)	711,619	708,019	(116,860)
Due from Other Funds	(1,290)	(1,790)	(3,080)	(577,544)
Inventory	110	-	110	-
Increase (Decrease) in Operating Liabilities:				
Accounts Payable	21,366	(326,628)	(305,262)	(428,980)
Claims Payable	-	-	-	378,551
Sick Leave, Vacation Payable	10,148	7,963	18,111	-
Intergovernment Payable	(6,951)	850	(6,101)	-
Interfund Payable	152,246	-	152,246	-
Total Adjustments	<u>367,304</u>	<u>454,372</u>	<u>821,676</u>	<u>(746,600)</u>
Net Cash Provided (Used) by Operating Activities	<u>\$ 295,584</u>	<u>\$ 774,130</u>	<u>\$ 1,069,714</u>	<u>\$ 1,450,634</u>

The Notes to the Financial Statements are an integral part of this statement

Lorain County, Ohio
Statement of Fiduciary Net Assets
Fiduciary Funds
December 31, 2005

	Agency Funds
Assets:	
Equity in Pooled Cash, Cash Equivalents and Investments	\$ 18,447,541
Cash and Cash Equivalents in Segregated Accounts	5,858,233
Property and Other Taxes	327,708,818
Special Assessments	18,976,906
Intergovernment Receivable	13,205,668
Total Assets	\$ 384,197,166
 Liabilities:	
Local Government Taxes Payable	\$ 12,866,970
Intergovernmental Payable	331,368,555
Undistributed Monies	39,961,641
Total Liabilities	\$ 384,197,166

The Notes to the Financial Statements are an integral part of this statement.

Lorain County, Ohio
Combining Statement of Net Assets
Discretely Presented Component Units
Lorain County Regional Airport Authority - December 31, 2005
Lorain County Port Authority - December 31, 2005
Murray Ridge Production Center, Inc. - June 30, 2005

	Lorain County Regional Airport Authority	Lorain County Port Authority	Murray Ridge Production Center, Inc.	Total Component Units
Assets:				
Current Assets:				
Cash and Equivalents	\$ 187,124	\$ 38,061	\$ 402,537	\$ 627,722
Investments	-	-	879,602	879,602
Receivables, Net of Allowances	307,792	-	229,405	537,197
Deposits	-	-	1,000	1,000
Prepaid Expenses	13,000	-	-	13,000
Total Current Assets	<u>507,916</u>	<u>38,061</u>	<u>1,512,544</u>	<u>2,058,521</u>
Non-Current Assets				
Restricted Bond Fund Program Reserves	-	2,507,208	-	2,507,208
Total Non-Current Assets	<u>-</u>	<u>2,507,208</u>	<u>-</u>	<u>2,507,208</u>
Capital Assets, Net of Depreciation				
Land	2,153,589	-	-	2,153,589
Construction in Progress	1,166,967	-	-	1,166,967
Land Improvements	7,193,836	-	-	7,193,836
Buildings and Improvements	995,671	-	-	995,671
Transportation Equipment	53,279	-	-	53,279
Furniture and Equipment	447,525	-	-	447,525
Equipment	-	-	92,860	92,860
Total Capital Assets	<u>12,010,867</u>	<u>-</u>	<u>92,860</u>	<u>12,103,727</u>
Total Assets	<u>\$ 12,518,783</u>	<u>\$ 2,545,269</u>	<u>\$ 1,605,404</u>	<u>\$ 16,669,456</u>
Liabilities:				
Current Liabilities:				
Accounts Payable	\$ 381,483	\$ 3,064	\$ 58,038	\$ 442,585
Intergovernmental Payable	-	126,866	-	126,866
Deferred Revenue	24,000	-	11,571	35,571
Total Current Liabilities	<u>405,483</u>	<u>129,930</u>	<u>69,609</u>	<u>605,022</u>
Non-Current Liabilities				
Due in More than One Year	93,005	-	-	93,005
Total Non-Current Liabilities	<u>93,005</u>	<u>-</u>	<u>-</u>	<u>93,005</u>
Total Liabilities	<u>498,488</u>	<u>129,930</u>	<u>69,609</u>	<u>698,027</u>
Net Assets:				
Invested in Capital Assets	12,010,867	-	-	12,010,867
Restricted	9,428	2,507,208	635,849	3,152,485
Unrestricted	-	(91,869)	899,946	808,077
Total Net Assets	<u>\$ 12,020,295</u>	<u>\$ 2,415,339</u>	<u>\$ 1,535,795</u>	<u>\$ 15,971,429</u>

The Notes to the Financial Statements are an integral part of this statement.

Lorain County, Ohio

Statement of Activities

Discretely Presented Component Units

Lorain County Regional Airport Authority - For the Year Ended December 31, 2005

Lorain County Port Authority - For the Year Ended December 31, 2005

Murray Ridge Production Center, Inc. - For the Year Ended June 30, 2005

<u>Functions/Programs</u>	<u>Program Revenues</u>		
	<u>Expenses</u>	<u>Charges for Services</u>	<u>Grants and Contributions</u>
Lorain County Regional Airport Authority			
Airport Operations	\$ 923,360	\$ 105,948	\$ 1,444,545
Lorain County Port Authority			
Economic Development	96,674	25,424	-
Murray Ridge Production Center, Inc.			
Production	1,596,704	1,508,859	38,904
Total Component Units	<u>\$ 2,616,738</u>	<u>\$ 1,640,231</u>	<u>\$ 1,483,449</u>

General Revenues:
Investment Income
Other Revenue
Total General Revenue
Changes in Net Assets
Net Assets - Beginning
Net Assets - Ending

The Notes to the Financial Statements are an integral part of this statement.

**Net (Expense) Revenue and
Changes on Net Assets**

Lorain County Regional Airport Authority	Lorain County Port Authority	Murray Ridge Production Center, Inc.	Total Component Units
\$ 627,133	\$ -	\$ -	\$ 627,133
-	(71,250)	-	(71,250)
-	-	(48,941)	(48,941)
<u>\$ 627,133</u>	<u>\$ (71,250)</u>	<u>\$ (48,941)</u>	<u>\$ 506,942</u>
4,776	65,771	35,864	106,411
19,250	-	-	19,250
<u>24,026</u>	<u>65,771</u>	<u>35,864</u>	<u>125,661</u>
651,159	(5,479)	(13,077)	632,603
<u>11,369,136</u>	<u>2,420,818</u>	<u>1,548,872</u>	<u>15,338,826</u>
<u>\$ 12,020,295</u>	<u>\$ 2,415,339</u>	<u>\$ 1,535,795</u>	<u>\$ 15,971,429</u>

Lorain County, Ohio
Notes to Financial Statements
For the Year Ended December 31, 2005

NOTE 1 - REPORTING ENTITY

Lorain County, Ohio (the County) was created in 1822. The County is governed by a board of three Commissioners elected by the voters of the County. The County Commissioners serve as the taxing authority, the contracting body, and the chief administrators of public services for the County. Other officials elected by the voters of the County that manage various segments of the County's operations are the county auditor, treasurer, recorder, clerk of courts, coroner, engineer, prosecuting attorney, sheriff, five common pleas court judges, one probate court judge, and three domestic relations court judges.

The reporting entity is comprised of the primary government, component units and other organizations that are included to ensure that the financial statements of the County are not misleading. The primary government consists of all funds, departments, boards and agencies that are not legally separate from the County. For Lorain County, this includes the Children's Services Board, the Board of Mental Retardation and Developmental Disabilities (MRDD), the Board of Mental Health, the Job and Family Services Department, and all departments and activities that are directly operated by the elected County officials.

Component units are legally separate organizations for which the County is financially accountable. The County is financially accountable for an organization if the County appoints a voting majority of the organization's governing board and (1) the County is able to significantly influence the programs or services performed or provided by the organizations; or (2) the County is legally entitled to or can otherwise access the organization's resources; the County is legally obligated or has otherwise assumed the responsibility to finance the deficits of, or provide financial support to, the organization; or the County is obligated for the debt of the organization. Component units may also include organizations that are fiscally dependent on the County in that the County approves the budget, the issuance of debt, or the levying of taxes.

Discretely Presented Component Units. The component units column on the financial statements identifies the financial data of the following component units: Lorain County Regional Airport Authority, Murray Ridge Production Center, Inc. and Lorain County Port Authority. They are reported separately to emphasize that they are legally separate from the County.

Lorain County Regional Airport Authority. The Airport Authority is statutorily created as a separate and distinct political subdivision of the State. Lorain County appoints the nine Airport Authority Trustees. Lorain County approves the budget and all applications for State and Federal grants. Based on this relationship, the Airport Authority is a component unit of Lorain County. Separately issued financial statements can be obtained from the Lorain County Regional Airport Authority, 44050 Russia Road, Elyria, Ohio 44035.

Murray Ridge Production Center, Inc. (Workshop). The Workshop is a legally separate, nongovernmental not-for-profit corporation, served by a self-appointing board of trustees. The Workshop, under a contractual agreement with the Lorain County Board of Mental Retardation and Developmental Disabilities, provides sheltered employment for mentally retarded or handicapped adults in Lorain County. The Lorain County Board of MRDD provides the Workshop with staff salaries, transportation, equipment (except that used directly in the production of goods or rendering of services), staff to administer and supervise training programs, and other funds as necessary for the operation of the Workshop. Based on the significant services and resources provided by the County to the Workshop and the Workshop's sole purpose of providing assistance to the retarded and handicapped adults of Lorain County, the Murray Ridge Production Center, Inc. is reflected as a component unit of Lorain County. The Workshop operates on a fiscal year ending June 30. Separately issued financial statements can be obtained from the Murray Ridge Production Center, Inc. of Lorain County, 1095 Infirmary Road, Elyria, Ohio 44035.

The Lorain County Port Authority. The Lorain County Port Authority was created by statute as a separate and distinct political subdivision of the State. The purpose of the Lorain County Port Authority is to promote economic development by assisting private industry initiatives; by encouraging development and redevelopment; and by promoting investment in business, industrial and transportation projects. As of December 31, 2005, the Authority has a liability to the County in the amount of \$126,866 for past operating advances. Under GASB

Lorain County, Ohio
Notes to Financial Statements
For the Year Ended December 31, 2005

Statement No. 14, this is considered to be a financial burden on the County; also the County can impose its will on the Authority through the appointment of the members of the Board of Directors. Therefore, the Authority is a component unit of Lorain County. Separately issued financial statements can be obtained from the Lorain County Port Authority, Lorain County Administration Building, Elyria, Ohio 44035.

The County is associated with certain organizations which are defined as a Risk Sharing Pool, Jointly Governed Organizations or Related Organizations. These organizations are presented in Note 10, Note 11 and Note 12 to the financial statements. These organizations are:

County Risk Sharing Authority, Inc.
Lorain County Cluster
Northeast Ohio Areawide Coordinating Agency
Lorain County Metropolitan Park District
Lorain County Community College
Community Based Correctional Facility

As the custodian of public funds, the County Treasurer invests all public moneys held on deposit in the County treasury. In the case of the separate agencies, boards and commissions listed below, the County serves as fiscal agent, but is not financially accountable for their operations nor are the entities fiscally dependent on the County. Accordingly, the activity of the following entities are presented as agency funds within Lorain County's financial statements:

General Health District. The five member Board of Health which oversees the operation of the Health District is elected by a District Advisory Council comprised of township trustees and mayors of participating municipalities. The Board adopts its own budget, hires and fires its own staff, and operates autonomously from the County.

Soil and Water Conservation District. The Soil and Water Conservation District is created by statute as a separate and distinct political subdivision of the State. The five supervisors of the Soil and Water Conservation District are elected officials authorized to contract and sue on behalf of the District. The Supervisors adopt their own budget, authorize District expenditures, hire and fire staff, and do not rely on the County to finance deficits.

Local Emergency Planning Commission. The Local Emergency Planning Commission is statutorily created as a separate and distinct political subdivision of the State. Its members are appointed by the Emergency Response Commission. The Commission adopts its own budget, authorizes expenditures, hires and fire staff, and operates autonomously from the County. The activity of the Local Emergency Planning Commission is reported to the Emergency Response Commission.

Lorain County Family and Children First Council. The Lorain County Family and Children First Council was created by Ohio Revised Code and is governed by a multi-member board. The purpose of the Council is to identify ways in which Lorain County child serving systems can provide services to the community in the most efficient and effective manner.

NOTE 2 - SUMMARY OF SIGNIFICANT ACCOUNTING POLICIES

The financial statements of the County have been prepared in conformity with generally accepted accounting principles (GAAP) as applied to governmental units. The Governmental Accounting Standards Board (GASB) is the accepted standard-setting body for establishing governmental accounting and financial reporting principles. The County also applies Financial Accounting Standards Board (FASB) statements and interpretations issued after November 30, 1989, to its governmental and business type activities and to its enterprise funds provided they do not conflict with or contradict GASB pronouncements. The more significant of the County's accounting policies are described below.

Lorain County, Ohio
Notes to Financial Statements
For the Year Ended December 31, 2005

A. Basis of Presentation

The County's basic financial statements consist of government-wide financial statements, including a Statement of Net Assets and a Statement of Activities, and Fund Financial Statements, which provide a more detailed level of financial information.

Government-Wide Financial Statements

The Statement of Net Assets and the Statement of Activities display information about the County as a whole. These statements include the financial activities of the primary government, except for fiduciary funds. The statements distinguish between those activities of the County that are governmental in nature and those that are considered business-type activities.

The Statement of Net Assets presents the financial condition of the governmental and business-type activities of the County at year-end. The statement of activities presents a comparison between direct expenses and program revenues for each program or function of the County's governmental activities and business-type activities. Direct expenses are those that are specifically associated with a service, program, or department and, therefore, clearly identifiable to a particular function. Program revenues include charges paid by the recipient of the goods or services offered by the program, grants and contributions that are restricted to meeting the operational or capital requirements of a particular program, and interest earned on grants that is required to be used to support a particular program. Revenues which are not classified as program revenues are presented as general revenues of the County, with certain limited exceptions. The comparison of direct expenses with program revenues identifies the extent to which each governmental program or business activity is self-financing or draws from the general revenues of the County.

Fund Financial Statements

During the year, the County segregates transactions related to certain County functions or activities in separate funds in order to aid financial management and to demonstrate legal compliance. Fund financial statements are designed to present financial information of the County at this more detailed level. The focus of governmental and proprietary fund financial statements is on major funds. Each major fund is presented in a separate column. Nonmajor funds are aggregated and presented in a single column. Fiduciary funds are reported by type.

B. Fund Accounting

The County uses funds to maintain its financial records during the year. A fund is defined as a fiscal and accounting entity with a self-balancing set of accounts. There are three categories of funds: governmental, proprietary and fiduciary. Each category, in turn, is divided into separate fund types. The following categories and fund types are used by the County:

Governmental Funds

Governmental funds are those through which most governmental functions typically are financed. Governmental fund reporting focuses on the sources, uses, and balances of current financial resources. Expendable assets are assigned to the various governmental funds according to the purpose for which they may or *must* be used. Current liabilities are assigned to the fund from which they will be paid. The difference between governmental fund assets and liabilities is reported as fund balance. The following are the County's major governmental funds:

General Fund. The general fund is used to account for all financial resources except those required to be accounted for in another fund. The general fund balance is available to the County for any purpose provided it is expended or transferred according to a resolution of the County and/or the general laws of Ohio.

Job and Family Services. The fund accounts for various federal and state grants used to provide public assistance to general relief recipients and pay their providers of medical assistance, and for certain public social services.

Lorain County, Ohio
Notes to Financial Statements
For the Year Ended December 31, 2005

Children Services. The fund accounts for federal and state welfare subsidies and veteran's administration and social security payments. Major expenditures are for support and placement of children.

Mental Retardation and Development Disabilities Fund (MRDD). The fund accounts for the operation of a school and the costs of administering a workshop for the mentally retarded and developmentally disabled. Revenue sources are a countywide property tax levy, federal and state grants, and subsidies from the Ohio Department of Education and the Ohio Department of Mental Retardation and Developmental Disabilities.

Community Mental Health. The fund accounts for the operation of providing mental health services and facilities for the citizens of Lorain County. Revenue sources are a countywide property tax levy, federal and state grants, and subsidies from the Ohio Department of Mental Health.

Q Construction. The fund accounts for monies used for acquisition and construction of various projects within the county.

Proprietary Funds

Proprietary fund reporting focuses on the determination of operating income, changes in net assets, financial position, and cash flows. The County's funds may be used to account for any activity for which a fee is charged to external users for goods or services. The following are the County's major proprietary funds:

Enterprise Funds. This fund is used to account for the County's Sewer System and the Lorain County Transit. It is financed and operated in a manner similar to private sector business enterprises where the intent is that costs (expenses, including depreciation) of providing services to the general public on a continuing basis be financed or recovered primarily through user charges or where it has been decided that periodic determination of revenues earned, expenses incurred, and/or net income is appropriate for capital maintenance, public policy, management control, accountability or other purposes.

Internal Service Fund. This fund is used to account for the medical self-insurance fund. It is used to account for the financing of services provided by one department or agency to other departments or agencies of the County on a cost-reimbursement basis.

Fiduciary Funds

Fiduciary funds are used to account for assets held by the County in a trustee capacity or as an agent for individuals, private organizations, other governmental units and/or other funds. There are two types of fiduciary funds, trust and agency. The County has no trust funds. The County's agency funds are purely custodial (assets equal liabilities) and thus do not involve measurement of results of operations.

C. Measurement Focus

Government-Wide Financial Statements

The government-wide financial statements are prepared using a flow of economic resources measurement focus. All assets and all liabilities associated with the operation of the County are included in the Statement of Net Assets.

Fund Financial Statements

All governmental funds are accounted for using a flow of current financial resources measurement focus. With this measurement focus, only current assets and current liabilities are generally included on the balance sheet. The Statement of Revenues, Expenditures, and Changes in Fund Balance reflect the sources (i.e., revenues and other financing sources) and uses (i.e., expenditures and other financing uses) of current financial resources. This approach differs from the manner in which the governmental activities of the government-wide financial statements are prepared. Governmental fund financial

Lorain County, Ohio
Notes to Financial Statements
For the Year Ended December 31, 2005

statements, therefore, include a reconciliation with brief explanations to better identify the relationship between the government-wide statements and the fund financial statements for governmental funds.

Like the government-wide financial statements, the enterprise funds are accounted for using a flow of economic resources measurement focus. All assets and all liabilities associated with the operation of these funds are included on the Statement of Net Assets. The Statement of Changes in Revenues, Expenses, and Changes in Fund Net Assets presents increases (i.e., revenues) and decreases (i.e., expenses) in total net assets. The Statement of Cash Flows reflects how the County finances and meets the cash flow needs of its enterprise activities.

D. Basis of Accounting

Basis of accounting determines when transactions are recorded in the financial records and reported on the financial statements. Government-wide financial statements are prepared using the accrual basis of accounting. Governmental funds use the modified accrual basis of accounting; enterprise funds and fiduciary funds use the accrual basis of accounting. Differences in the accrual and modified accrual basis of accounting arise in the recognition of revenue, the recording of deferred revenue, and in the presentation of expenses versus expenditures.

Revenues – Exchange and Nonexchange Transactions

Revenues resulting from exchange transactions, in which each party gives and receives essentially equal value, is recorded on the accrual basis when the exchange takes place. On the modified accrual basis, revenue is recorded in the year in which the resources are measurable and become available. Available means the resources will be collected within the current year or are expected to be collected soon enough thereafter to be used to pay liabilities of the current year. For the County, available means expected to be received within sixty days after year end.

Nonexchange transactions, in which the County receives value without directly giving equal value in return, include property taxes, sales taxes, grants, entitlements, and donations. On the accrual basis, revenue from property taxes is recognized in the year for which the taxes are levied. Revenues from sales taxes is recognized in the period in which the sales are made. Revenue from grants, entitlements, and donations is recognized in the year in which all eligibility requirements have been satisfied. Eligibility requirements include timing requirements, which specify the year when the resources are required to be used or the year when use is first permitted; matching requirements, in which the County must provide local resources to be used for a specified purpose; and expenditure requirements, in which the resources are provided to the County on a reimbursement basis. On the modified accrual basis, revenue from nonexchange transactions must also be available before it can be recognized.

Under the modified accrual basis, the following revenue sources are considered both measurable and available at year end; sales taxes, charges for services, fines and forfeitures, state-levied locally shared taxes (including gasoline tax and motor vehicle license tax), grants, interest, and rent.

Deferred Revenues

Deferred revenues arise when assets are recognized before the revenue recognition criteria have been satisfied.

Property taxes for which there was an enforceable legal claim at December 31, 2005, but were levied to finance 2006 operations, have been recorded as deferred revenue. Grants and entitlements received before the eligibility requirements were met have also been recorded as deferred revenue.

On governmental fund financial statements, receivables that were not collected within the available period are recorded as deferred revenue.

Expenses/Expenditures

On the accrual basis, expenses are recognized at the time they are incurred.

Lorain County, Ohio
Notes to Financial Statements
For the Year Ended December 31, 2005

The measurement focus of governmental fund accounting is on decreases in net financial resources (expenditures) rather than expenses. Expenditures are generally recognized in the accounting period in which the related fund liability is incurred, if measurable. Allocations of cost, such as depreciation and amortization, are not recognized in governmental funds.

E. Budgetary Process

All funds, except agency funds, are legally required to be budgeted and appropriated. The Law Enforcement Trust Fund is included in with the Nonmajor Special Revenue section without a budget. The major documents prepared are the tax budget, the Certificate of Estimated Resources, and the Appropriation Resolution, all of which are prepared on the budgetary basis of accounting. The tax budget demonstrates a need for existing or increased tax rates. The Certificate of Estimated Resources established a limit on the amount the County Commissioners may appropriate. The Appropriation Resolution is the County Commissioners' authorization to spend resources and sets annual limits on expenditures plus encumbrances at the level of control selected by the County Commissioners. The legal level of control has been established by County Commissioners at the fund level except for the General Fund, which is at the fund department level.

The certificate of estimated resources may be amended during the year if projected increases or decreases in revenue are identified by the County Auditor. The amounts reported as the original budgeted amounts on the budgetary statements reflect the amounts when the original appropriations were adopted. These appropriations were made before the end of the prior year and before the year end fund balances were known. The amounts reported as the final budgeted amounts on the budgetary statements reflect the amounts on the final Amended Certificate of Estimated Resources issued during 2005.

The appropriations resolution is subject to amendment throughout the year with the restriction that appropriations cannot exceed estimated resources. The amounts reported as the original budgeted amounts reflect the first appropriation resolution for that fund that covered the entire year, including amounts automatically carried forward from prior years. The amounts reported as the final budgeted amounts represent the final appropriation amounts passed by the County Commissioners during the year.

The County's budgetary process accounts for certain transactions on a basis other than GAAP. The major difference between the budget basis and the GAAP basis are:

- (1) Revenues are recorded when received in cash (budget) as opposed to when susceptible to accruals (GAAP)
- (2) Expenditures are recorded when encumbered, or paid in cash (budget), as opposed to when susceptible to accrual (GAAP).

The actual results of operations, compared to the final appropriation, which include amendments to the original appropriation, for each fund type by expenditure function and revenue source are presented in the Statement of Revenues, Expenditures and Changes in Fund Balances-Budget and Actual (non-GAAP Budgetary Basis). The difference between the accrual and cash basis statements was not significant. The reserve for encumbrances is carried forward as part of the budgetary authority for the next year and is included in the revised budget amounts shown in the budget to actual comparisons.

F. Equity in Pooled Cash and Cash Equivalents

To improve cash management, cash received by the County is pooled in a central bank account. Moneys for all funds, including the proprietary funds, are maintained in this account or temporarily used to purchase short-term investments. Individual fund integrity is maintained through County records. Each fund's interest in the pool is presented as "equity in pooled cash and cash equivalents" on the balance sheet. During 2005, investments were limited to certificates of deposit, overnight repurchase agreements, National City Money Market Fund, interest in STAR Ohio, the State Treasurer's Investment Pool, U.S. Treasury notes, Federal Farm Credit Bank (FFCB) notes, Federal National Mortgage Association (FNMA) notes, Federal Home Loan Bank (FHLB) notes, Federal Home Loan Mortgage Company (FHLMC) notes, Student Loan Marketing Association (SLMA), Federal Securities, commercial paper, and bankers acceptances. Except for investment contracts and money market investments that had a remaining maturity of one year or less at the time of purchase, investments are reported at a fair value which is based on quoted market prices. Investment contracts and money market investments that had a remaining maturity of one year or less at the time of purchase are reported at cost or amortized cost. Investment procedures are restricted by the provisions of the Ohio Revised Code. Interest earned on

Lorain County, Ohio
Notes to Financial Statements
For the Year Ended December 31, 2005

investments is credited to the general fund, except as stipulated by State statute or County resolution. Interest revenue credited to the general fund during 2005 totaled \$4,632,072, which includes \$3,889,481 assigned from other County funds.

The County utilizes a financial institution to service bonded debt as principal and interest payments come due and to administer the community development block grant revolving loans. The balance in this account is presented on the balance sheet as "cash and cash equivalents with fiscal agents" and represents deposits. The County has segregated bank accounts for moneys held separate from the County's central bank account. These interest bearing depository accounts are presented on the combined balance sheet as "cash and cash equivalents."

Investments of the cash management pool and investments with an original maturity of three months or less at the time they are purchased by the County are considered to be cash equivalents. Investments with an original maturity of more than three months are considered to be investments.

G. Inventory

Inventories of all funds are stated at cost which is determined on a first-in, first-out basis. Inventory in governmental funds consists of expendable supplies held for consumption. The cost of inventory items is recorded as expenditures in the governmental fund types when purchased and as expenses in the proprietary fund type when used.

H. Interfund Assets/Liabilities

Receivables and payables resulting from transactions between funds for services provided or goods received are classified as "due from other funds" or "due to other funds" on the balance sheet. These amounts are eliminated in the governmental and business-type activities columns of the Statement of Net Assets, except for any residual amounts due between governmental and business-type activities, which are presented as internal balances.

I. Capital Assets and Depreciation

Capital assets are reported in the governmental activities column of the government-wide Statement of Net Assets but are not reported in the fund financial statements. Capital assets used by the enterprise funds are reported in both the business-type activities column of the government-wide statement of net assets and in the respective funds.

Capital assets are capitalized at cost (or estimated historical cost) and updated for additions and reductions during the year. Donated capital assets are recorded at their fair market value on the date donated. The County maintains a capitalization threshold of fifteen thousand dollars for property, plant and equipment and ten thousand dollars for infrastructure items. The County's infrastructure consists of roads, bridges, and culverts. Improvements are capitalized; the costs of normal maintenance and repairs that do not add to the value of the asset or materially extend an asset's life are not capitalized. Interest incurred during the construction of enterprise fund capital assets is also capitalized.

All capital assets are depreciated, except for land and improvements and construction in progress. Improvements are depreciated over the remaining useful lives of the related capital assets. Useful lives for infrastructure were estimated based on the County's historical records of necessary improvements and replacement. Depreciation is computed using the straight-line method over the following useful lives:

<u>Description</u>	<u>Years</u>
Buildings and Building Improvements	50
Machinery and Equipment	5 – 25
Vehicles	5
Infrastructure	10 – 50
Sewerlines	40 – 90

J. Compensated Absences

Vacation benefits are accrued as a liability as the benefits are earned if the employees' rights to receive compensation are attributable to services already rendered and it is probable that the County will compensate the employees for the benefits through paid time off or some other means. Sick leave benefits are accrued as a liability using the termination method. An accrual for sick leave is made to the extent that it is probable that benefits will result in termination payments. The liability is an estimate based on the County's past experience of making termination payments.

The entire compensated absences liability is reported on the government-wide financial statements.

For governmental funds, the current portion of unpaid compensated absences is the amount expected to be paid using current expendable available financial resources. These amounts are recorded in the account "compensated absences payable" in the fund from which the employees who have accumulated unpaid leave are paid. The non-current portion of the liability is not reported. In proprietary funds, the entire amount of compensated absences is reported as a fund liability.

K. Accrued and Long-Term Liabilities

All payables, accrued liabilities, and long-term obligations are reported on the government-wide financial statements. All payables, accrued liabilities, and long-term obligations payable from the enterprise funds are reported on the enterprise fund financial statements.

In general, governmental fund payables and accrued liabilities that, once incurred, are paid in a timely manner and in full from current financial resources are reported as obligations of the funds. However, compensated absences and contractually required pension contributions that are paid from governmental funds are reported as liabilities on the fund financial statements only to the extent that they are due for payment during the current year. Loans are recognized as a liability on the fund financial statements when due.

L. Net Assets

Net assets represent the difference between assets and liabilities. Net assets invested in capital assets, net of related debt consists of capital assets, net of accumulated depreciation, reduced by the outstanding balance of any borrowing used for the acquisition, construction, or improvement of those assets. Net assets are reported as restricted when there are limitations imposed on their use either through constitutional provisions or enabling legislation adopted by the County or through external restrictions imposed by creditors, grantors, or laws or regulations of other governments. The County's policy is to first apply restricted resources when an expense is incurred for purposes for which both restricted and unrestricted net assets are available.

M. Fund Balance Reserves

The county reserves those portions of fund balance which are legally segregated for a specific future use or which do not represent available expendable resources and, therefore, are not available for appropriation or expenditure. Fund balance reserves have been established for encumbrances, inventory, advances, notes receivable, loans receivable and debt service.

N. Operating Revenues and Expenses

Operating revenues are those revenues that are generated directly from the primary activity of the enterprise funds. For the County, these revenues are charges for services for the sewer and transit service. Operating expenses are the necessary costs incurred to provide the service that is primary activity of the fund. Revenues and expenses not meeting these definitions are reported as non-operating.

O. Interfund Transactions

Transfers between governmental and business-type activities on the government-wide financial statements are reported in the same manner as general revenues.

Lorain County, Ohio
Notes to Financial Statements
For the Year Ended December 31, 2005

Exchange transactions between funds are reported as revenues in the seller funds and as expenditures/expenses in the purchaser funds. Flows of cash or goods from one fund to another without a requirement for repayment are reported as interfund transfers. Interfund transfers are reported as other financing sources/uses in governmental funds and after nonoperating revenues/expenses in enterprise funds. Repayments from funds responsible for particular expenditures/expenses to the funds that initially paid for them are not presented on the financial statements.

P. Estimates

The preparation of financial statements in conformity with generally accepted accounting principles requires management to make estimates and assumptions that affect the amounts reported in the financial statements and accompanying notes. Actual results may differ from those estimates.

Q. Restatement of Prior Year Net Assets

In 2005, the County has restated the beginning balance of the General Fund and Solid Waste Fund.

The General Fund was decreased by \$335,434 for Housing Trust Fund charges due the state for prior years. The Solid Waste Fund, a Nonmajor Governmental Fund was increased by \$403,659 which represents monies previously advanced for a revolving loan fund.

The restatement to the Beginning Net Assets is as follows:

Governmental Funds - Restatement

	General	NonMajor Governmental Funds
Fund Balance as Previously Reported	\$39,881,461	\$38,428,138
Housing Trust Fund - Accounts Payable	(335,434)	-
Solid Waste – Note Receivable	-	50,000
Solid Waste – Cash with Fiscal Agents	-	353,659
Fund Balance as Restated December 31, 2004	\$39,546,027	\$38,831,797

Governmental Activities Funds - Restatement

Net Assets as Previously Reported	\$280,895,601
Housing Trust Fund – Accounts Payable	(335,434)
Solid Waste – Note Receivable	50,000
Solid Waste – Cash with Fiscal Agents	353,659
Net Assets as Restated December 31, 2004	\$280,963,826

Lorain County, Ohio
Notes to Financial Statements
For the Year Ended December 31, 2005

R. Entity-Wide Reconciliations

The following details reconciling items between entity-wide and government-wide financial statements for the year ended December 31, 2005:

Reconciliation of Net Assets:	
Long-Term Liabilities:	
General Obligation Bonds	\$ 8,900,000
Special Assessment Bonds	4,603,893
Justice Center Bonds	17,990,000
Total Long-Term Liability Adjustment	<u>\$31,493,893</u>
Internal Service:	
Net Assets-Government-Wide	\$7,899,592
Entity-Wide Payable	(10,884)
Total Internal Service, Net Assets	<u>\$7,888,708</u>
Reconciliation of Changes in Net Assets:	
Capital Outlay Adjustment:	
Government-Wide Capital Outlay	\$7,259,645
Depreciation-Entity-Wide	(5,391,018)
Excess Capital Outlay	<u>\$ 1,868,627</u>
Issuance of Long-Term Debt:	
Proceeds from Long-Term Debt	\$(5,560,000)
Principal Paid	7,120,662
Net Principal Paid	<u>\$ 1,560,662</u>
Internal Service:	
Change in Net Assets-Government-Wide	\$2,375,824
Additional Entity-Wide Expenses	(3,080)
Internal Service, Change in Net Assets, Entity-Wide	<u>\$2,372,744</u>

NOTE 3 – DEFICIT IN NET ASSETS

The following funds had deficit in net assets at December 31, 2005:

	Deficit
Special Revenue Funds:	
Dog and Kennel	\$ (3,477)
Certificate of Title	(12,084)
Bascule Bridge	(73,189)
County Erosion Control	(9,785)
Community Housing Improvement	(60,066)

The special revenue funds deficit fund balances resulted from the application of generally accepted accounting principles. The general fund is liable for any deficit in these funds and provides operating transfers when cash is required, not when accruals occur.

Lorain County, Ohio
Notes to Financial Statements
For the Year Ended December 31, 2005

NOTE 4 - DEPOSITS AND INVESTMENTS

State statutes classify monies held by the County into three categories.

1. Active deposits are public deposits necessary to meet current demands on the treasury. Such monies must be maintained either as cash in the County treasury, in commercial accounts payable or withdrawable on demand, including negotiable order of withdrawal (NOW) accounts, or in money market deposit accounts.
2. Inactive deposits are public deposits that the County has identified as not required for use within the current five year period of designation of depositories. Inactive deposits must either be evidenced by certificates of deposit maturing not later than the end of the current period of designation of depositories, or by savings or deposit accounts including, but not limited to, passbook accounts.
3. Interim deposits are deposits of interim monies. Interim monies are those monies which are not needed for immediate use but will be needed before the end of the current period of designation of depositories. Interim deposits must be evidenced by time certificates of deposit maturing not more than one year from the date of deposit or by savings or deposit accounts, including passbook accounts.

Protection of the County's deposits is provided by the Federal Deposit Insurance Corporation (FDIC), by eligible securities pledged by the financial institution as security for repayment, by surety company bonds deposited with the treasurer by the financial institution or by a single collateral pool established by the financial institution to secure the repayment of all public money deposited with the institution.

Interim monies are permitted to be deposited or invested in the following securities:

1. United States Treasury Notes, Bills, Bonds, or any other obligation or security issued by the United States Treasury or any other obligation guaranteed as to principal and interest by the United States;
2. Bonds, notes, debentures, or any other obligations or securities issued by any federal government agency or instrumentality, including but not limited to, the Federal National Mortgage Association, Federal Home Loan Bank, Federal Farm Credit Bank, Federal Home Loan Mortgage Corporation, Government National Mortgage Association and Student Loan Marketing Association. All federal agency securities shall be direct issuances of federal government agencies or instrumentalities;
3. Written repurchase agreements in the securities listed above provided that the market value of the securities subject to the repurchase agreement must exceed the principal value of the agreement by at least two percent and be marked to market daily, and that the term of the agreement must not exceed thirty days;
4. Bonds and other obligations of the State of Ohio;
5. No-load money market mutual funds consisting exclusively of obligations described in division (1) or (2) of this section and repurchase agreements secured by such obligations, provided that investments in securities described in this division are made only through eligible institutions;
6. The State Treasurer's investment pool (STAR Ohio); and
7. Certain bankers' acceptances and commercial paper notes for a period not to exceed one hundred and eighty days from the date of purchase in an amount not to exceed twenty-five percent of the interim monies available for investment at any one time.

Lorain County, Ohio
Notes to Financial Statements
For the Year Ended December 31, 2005

The County may also invest any monies not required to be used for a period of six months or more in the following:

1. Bonds of the State of Ohio;
2. Bonds of any municipal corporation, village, county, township or other political subdivision of this State, as to which there is no default of principal, interest or coupons; and
3. Obligations of the County.

Investments in stripped principal or interest obligations, reverse repurchase agreements and derivatives are prohibited. The issuance of taxable notes for the purpose of arbitrage, the use of leverage and short selling are also prohibited. An investment must mature within five years from the date of purchase unless matched to a specific obligation or debt of the County, and must be purchased with the expectation that it will be held to maturity. Investments may only be made through specified dealers and institutions. Payment for investments may be made only upon delivery of the securities representing the investments to the treasurer or qualified trustee or, if the securities are not represented by a certificate, upon receipt of confirmation of transfer from the custodian.

Deposits – Custodial credit risk is the risk that, in the event of bank failure, the County’s deposits may not be returned. According to state law, public depositories must give security for all public funds on deposit in excess of those funds that are insured by the Federal Deposit Insurance Corporation (FDIC) or by any other agency or instrumentality of the federal government. These institutions may either specifically collateralize individual accounts in lieu of amounts insured by the FDIC, or may pledge a pool of government securities valued at least 105% of the total value of public monies on deposit at the institution.

At December 31, 2005, the carrying amount of all County deposits was \$43,013,077. Of the County’s bank balance of \$31,339,703, \$1,625,816 was covered by FDIC. The remaining \$29,713,887 was exposed to custodial credit risk because it was uninsured and uncollateralized.

Although all state statutory requirements for the deposit of money had been followed, noncompliance with federal requirements could potentially subject the County to a successful claim by the FDIC.

Investments- As of December 31, 2005, the County had the following investments and maturities:

	Fair Value	Investment Maturity (in years)	
		Less than One Year	1 – 2
STAR Ohio	\$25,127,406	\$25,127,406	\$ -
FHLMC	20,726,146	8,908,428	11,817,718
FNMA	22,959,102	12,346,875	10,612,227
FHLB	17,306,719	6,426,406	10,880,313
FFCB	7,851,875	2,966,562	4,885,313
Overnight Repurchase Agreement	1,994,506	1,994,506	-
Total Investments	\$95,965,754	\$57,770,183	\$38,195,571

Interest Rate Risk – The Ohio Revised Code generally limits security purchases to those that mature within five years of the settlement date. According to the County’s policy, investments made by the Treasurer must mature within five years from the date of purchase with an average weighted maturity not to exceed two years.

Lorain County, Ohio
Notes to Financial Statements
For the Year Ended December 31, 2005

Credit Risk – Credit risk is the risk that an issuer or other counterparty to an investment will not fulfill its obligations. Investments had the following ratings by Standard & Pools.

FNMA	AAA
FHLB	AAA
FFCB	AAA
FHLMC	AAA
STAR Ohio	AAA
Overnight Repurchase Agreement	Unrated

Custodial Credit Risk – Custodial credit risk is the risk that, in the event of the failure of the counterparty, the County will not be able to recover the value of its investments or collateral securities that are in the possession of an outside party. The Overnight Repurchase Agreement, STAR Ohio, Federal Home Loan Bank Discount Notes, Federal Farm Credit Bank, Federal Home Loan Mortgage Corporation Discount Notes and the Federal National Mortgage Association Discount Notes are exposed to custodial credit risk in that they are uninsured, unregistered and held by the counterparty’s trust department or agent but not in the County’s name. The County has no investment policy dealing with investment custodial credit risk beyond the requirement in State Statute that prohibits payment for investments prior to the delivery of the securities representing such investments to the treasurer or qualified trustee.

Concentration of Credit Risk is the possibility of loss attributed to the magnitude of the County’s investment in a single issuer. The County’s investments are in STAR Ohio, Federal Home Loan Mortgage Corporation Discount Notes, Federal National Mortgage Association Discount Notes, Federal Home Loan Bank Discount Notes, Federal Farm Credit Bank Discount Notes and Overnight Repurchase Agreement. These investments are 26%, 22%, 24%, 18%, 8% and 2% respectively, of the County’s total investments. The County’s policy places no limit on the amount that may be invested in any one issuer.

STAR Ohio is an investment pool managed by the State Treasurer’s Office that allows governments within the State to pool their funds for investment purposes. STAR Ohio is not registered with the SEC as an investment company, but does operate in a manner consistent with Rule 2a7 of the Investment Company Act of 1940. Investments in STAR Ohio are valued at STAR Ohio’s share price that is the price the investment could be sold for on December 31, 2005.

NOTE 5 - PROPERTY TAXES

Property taxes include amounts levied against all real, public utility, and tangible personal (used in business) property located in the County. Real property taxes collected in 2005 are levied after October 1, 2004, on the assessed value as of January 1, 2004, the lien date. Assessed values are established by State law at 35% of appraised market value. All property is required to be revalued every six years. Real property taxes collected in 2005 were intended to finance 2005 operations.

Public utility property taxes are assessed on tangible personal property, as well as land and improvements, at true value (normally 88% of cost). Public utility property taxes paid in 2005 became a lien December 31, 2004, are levied after October 1, 2004, and are collected in 2005 with real property taxes. 2005 tangible personal property taxes are levied after October 1, 2004, on the value as of December 31, 2004. Collections are made in 2005. Tangible personal property assessments are 18.75% of actual value.

The full tax rate for all County operations applied to real property for the fiscal year ended December 31, 2005 was \$13.49 per \$1,000 of assessed value. The assessed values upon which the 2005 taxes were collected were as follows:

<u>Category</u>	<u>Assessed Value</u>
Real Estate	\$5,378,463,050
Tangible Personal:	
General	497,439,716
Public Utilities	291,960,240
Total	<u><u>\$6,167,863,006</u></u>

Lorain County, Ohio
Notes to Financial Statements
For the Year Ended December 31, 2005

Real property taxes are payable annually or semi-annually. If paid annually, payment is due December 31; if paid semi-annually, the first payment is due December 31 with the remainder payable by June 20. Under certain circumstances, State statute permits earlier or later payment dates to be established.

Tangible personal property taxes paid by multi-county taxpayers are due September 20. Single county taxpayers may pay annually or semi-annually. If paid annually, payment is due April 30; if paid semi-annually, the first payment is due April 30, with the remainder payable by September 20.

The County Treasurer collects property tax on behalf of all taxing districts within the County. The County Auditor periodically remits to the taxing districts their portions of the taxes collected. Collections of the taxes and remittance of them to the taxing districts are accounted for in various agency funds of the County.

Accrued property taxes receivable represents delinquent taxes outstanding and real, tangible personal, and public utility taxes, which were measurable as of December 31, 2005.

NOTE 6 - PERMISSIVE SALES AND USE TAX

In 1986, the County Commissioners, by resolution, imposed a .5% tax on all retail sales made in the County. During 1994, the County approved, by levy, a .25% sales tax for the construction, operation and maintenance of a jail facility. Collection started in July of 1995. This activity is presented in the jail facility operation special revenue fund and the jail facility construction capital projects fund. Vendor collections of the tax are paid to the State Treasurer by the twenty-third day of the month following collection. The State Tax Commissioner certifies to the State Auditor the amount of the tax to be returned to the County. The Tax Commissioner's certification must be made within forty-five days after the end of the month. The State Auditor then has five days to draw the warrant payable to the County.

Proceeds of the .5% tax are credited to the general fund and the .25% are credited to the jail facility operation special revenue fund and the jail facility construction capital projects fund. Amounts measurable and available at year-end are accrued as revenue. During 2005, sales tax revenue amounted to \$22,040,916.

Lorain County, Ohio
Notes to Financial Statements
For the Year Ended December 31, 2005

NOTE 7 - RECEIVABLES

Receivables as of year end for the government's individual major funds and nonmajor, internal service and sewer system funds in the aggregate are deemed collectible in full and are as follows:

	<u>General</u>	<u>Job & Family Services</u>	<u>Children Services</u>	<u>Community Mental Health</u>	<u>MRDD</u>	<u>Sewer System</u>	<u>County Transit</u>	<u>Internal Service Fund</u>	<u>Q Construction</u>	<u>Nonmajor Governmental Funds</u>
Receivables:										
Interest	\$ 653,046	\$ -	\$ -	\$ -	\$ -	\$ -	\$ -	\$ -	\$ -	\$ 3,194
Property and other Taxes	7,440,024	-	8,524,925	9,957,181	17,002,167	-	-	-	-	4,612,151
Sales Tax	2,248,663	-	-	-	-	-	-	-	-	1,123,132
Accounts	176,371	1,309	1,136	2,839	266,830	15,727	89,859	1,767	-	841,708
Loans	-	-	-	220,220	-	-	-	-	-	-
Notes	-	-	-	-	-	-	-	-	-	599,467
al Assessment	-	-	-	-	-	150,996	-	-	-	4,854,857
overnmental	296,037	9,033,780	4,843,686	1,644,307	3,690,056	19,496	134,728	163,452	1,162,034	14,121,224
Government	5,180,705	-	-	-	-	-	-	-	-	-
	<u>\$15,994,846</u>	<u>\$9,035,089</u>	<u>\$13,369,747</u>	<u>\$11,824,547</u>	<u>\$20,959,053</u>	<u>\$186,219</u>	<u>\$224,587</u>	<u>\$165,219</u>	<u>\$1,162,034</u>	<u>\$26,155,733</u>
Total Receivables										

Lorain County, Ohio
Notes to Financial Statements
For the Year Ended December 31, 2005

NOTE 8 – CAPITAL ASSETS

Construction-In-Progress: The County has active construction projects as of December 31, 2005, of \$2.5 million for a Transportation Center, Energy Conservation Project and numerous building restoration and improvement projects. There are also a number of sewer projects in process for \$461,000.

Capital asset activity for the County for the year ended December 31, 2005, appears on the following page.

Depreciation expense was charged to functions and programs of the County as follows:

Governmental Activities:	
Legislative & Executive	\$ 411,419
Judicial	970,027
Public Safety	500,809
Public Works	3,110,460
Health	69,852
Human Services	328,451
Total Depreciation Expense –Governmental Activities	<u>\$5,391,018</u>
Business-Type Activities:	
Buildings, Structures and Improvements	\$ 2,633
Vehicles	149,584
Sewer Plants	4,457
Sewer Lines	245,633
Water Lines	29,737
Total Depreciation Expense –Business-Type Activities	<u>\$ 432,044</u>

Activity for the Component Units for the years ended December 31, 2005 and June 30, 2005 are as follows:

	<u>Beginning Balance</u>	<u>Changes in Assets</u>	<u>Ending Balance</u>
Capital Assets, Not Being Depreciated:			
Land	\$2,153,589	\$ -	\$2,153,589
Construction In Progress	5,200,805	(4,033,838)	1,166,967
Total Capital Assets, Not Being Depreciated	<u>7,354,394</u>	<u>(4,033,838)</u>	<u>3,320,556</u>
Capital Assets Being Depreciated:			
Buildings, Structures and Improvements	6,587,410	4,852,699	11,440,109
Vehicles	185,761	-	185,761
Machinery & Equipment	544,221	316,690	860,911
Total Capital Assets, Being Depreciated	<u>7,317,392</u>	<u>5,169,389</u>	<u>12,486,781</u>
Less Accumulated Depreciation:			
Buildings, Structures and Improvements	2,944,115	306,487	3,250,602
Vehicles	119,916	12,566	132,482
Machinery & Equipment	367,647	(47,121)	320,526
Total Accumulated Depreciation	<u>3,431,678</u>	<u>271,932</u>	<u>3,703,610</u>
Total Capital Assets, Being Depreciated, Net	<u>3,885,714</u>	<u>4,897,457</u>	<u>8,783,171</u>
Component Units Capital Assets, Net	<u>\$11,240,108</u>	<u>\$ 863,619</u>	<u>\$12,103,727</u>

Lorain County, Ohio
Notes to Financial Statements
For the Year Ended December 31, 2005

Activity for the Governmental Activities for the year ended December 31, 2005 are as follows:

	<u>Beginning Balance</u>	<u>Increase</u>	<u>Decrease</u>	<u>Ending Balance</u>
Capital Assets, Not Being Depreciated:				
Land	\$ 5,205,223	\$ -	\$ 126,341	\$ 5,078,882
Construction In Progress	1,037,511	2,176,907	679,251	2,535,167
Total Capital Assets, Not Being Depreciated	<u>6,242,734</u>	<u>2,176,907</u>	<u>805,592</u>	<u>7,614,049</u>
Capital Assets Being Depreciated:				
Buildings, Structures and Improvements	91,619,684	4,314,953	91,805	95,842,832
Vehicles	5,221,780	346,847	718,618	4,850,009
Machinery & Equipment	5,262,236	242,261	190,891	5,313,606
Furniture & Fixtures	130,040	-	-	130,040
Infrastructure	89,943,120	-	-	89,943,120
Total Capital Assets, Being Depreciated	<u>\$192,176,860</u>	<u>\$ 4,904,061</u>	<u>\$ 1,001,314</u>	<u>\$196,079,607</u>
Less Accumulated Depreciation:				
Buildings, Structures and Improvements	\$ 17,134,857	\$ 1,824,155	\$ 60,591	\$ 18,898,421
Vehicles	4,047,325	275,294	710,679	3,611,940
Machinery & Equipment	2,952,693	262,104	138,292	3,076,505
Furniture & Fixtures	90,745	16,732	-	107,477
Infrastructure	39,379,294	3,012,733	-	42,392,027
Total Accumulated Depreciation	<u>63,604,914</u>	<u>5,391,018</u>	<u>909,562</u>	<u>68,086,370</u>
Total Capital Assets, Being Depreciated, Net	<u>128,571,946</u>	<u>(486,957)</u>	<u>91,752</u>	<u>127,993,237</u>
Governmental Activities Capital Assets, Net	<u>\$134,814,680</u>	<u>\$1,689,950</u>	<u>\$ 897,344</u>	<u>\$135,607,286</u>

Activity for the Business-Type Activities for the year ended December 31, 2005 are as follows:

	<u>Beginning Balance</u>	<u>Increase</u>	<u>Decrease</u>	<u>Ending Balance</u>
Capital Assets, Not Being Depreciated:				
Land	\$ 51,684	\$ -	\$ -	\$ 51,684
Construction in Progress	-	461,646	-	461,646
Total Capital Assets, Not Being Depreciated	<u>51,684</u>	<u>461,646</u>	<u>-</u>	<u>513,330</u>
Capital Assets Being Depreciated:				
Buildings, Structures and Improvements	250,000	-	-	250,000
Vehicles	2,375,823	269,288	-	2,645,111
Sewer Plants	222,829	-	-	222,829
Sewer Lines	12,281,672	-	-	12,281,672
Water Lines	1,862,800	-	-	1,862,800
Total Capital Assets, Being Depreciated	<u>\$16,993,124</u>	<u>\$ 269,288</u>	<u>\$ -</u>	<u>\$17,262,412</u>
Less Accumulated Depreciation:				
Buildings, Structures and Improvements	\$ 120,966	\$ 2,633	\$ -	\$ 123,599
Vehicles	1,271,933	149,584	-	1,421,517
Sewer Plants	171,199	4,457	-	175,656
Sewer Lines	2,876,535	245,633	-	3,122,168
Water Lines	1,255,999	29,737	-	1,285,736
Total Accumulated Depreciation	<u>5,696,632</u>	<u>432,044</u>	<u>-</u>	<u>6,128,676</u>
Total Capital Assets, Being Depreciated, Net	<u>11,296,492</u>	<u>(162,756)</u>	<u>-</u>	<u>11,133,736</u>
Business-Type Activities Capital Assets, Net	<u>\$11,348,176</u>	<u>\$298,890</u>	<u>\$ -</u>	<u>\$11,647,066</u>

Lorain County, Ohio
Notes to Financial Statements
For the Year Ended December 31, 2005

NOTE 9 - RISK MANAGEMENT

The County is exposed to various risks of loss related to torts; theft of, damage to, and destruction of assets; errors and omissions; injuries to employees; and natural disasters.

The County entered into contracts with CORSA (see Note 10) for various insurance, which includes the following types of insurance, amount of coverage and the amount of deductible:

<u>Type of Coverage</u>	<u>Coverage</u>	<u>Deductible</u>
Law Professional	\$ 1,000,000	\$5,000
Automobile Fleet Liability	1,000,000	5,000
Fire	269,946,542	5,000
Boiler and Machinery	100,000,000	5,000
Extra Expense	1,000,000	5,000
Valuable Papers	1,000,000	5,000
Electronic Data Processing	Replacement Cost	5,000
Miscellaneous Equipment	Actual Cash Value	5,000
Contractors' Equipment	Actual Cash Value	5,000
Umbrella Liability	5,000,000	-

All employees of the County are covered by a blanket bond, while certain individuals in policy-making roles are covered by separate, higher limit bond coverage.

Settled claims have not exceeded commercial coverage in any of the past three years. There has not been a significant reduction in coverage from the prior year.

The County pays the State Workers' Compensation System a premium based on a rate per \$100 of salaries. This rate is calculated based on accident history and administrative costs.

The County established a medical self-insurance fund (an internal service fund) to account for and finance uninsured risks of loss. The predominant participant is the County. Under this program, the medical self-insurance fund provides coverage for up to a maximum of \$250,000 for each individual claim. The County purchased commercial insurance for claims in excess of coverage provided by the fund and for all other risks of loss.

All funds of the County participate in the program and make payments to the medical self-insurance fund based on actuarial estimates of the amounts needed to pay prior and current year claims. The claims liability of \$2,041,285 reported in the fund at December 31, 2005, is estimated by the third-party administrator and is based on the requirements of GASB Statement No. 30, *Risk Financing Omnibus*, which requires that a liability for claims be reported if information prior to the issuance of the financial statements indicates that it is probable that a liability has been incurred at the date of the financial statements and the amount of the loss can be reasonably estimated. Changes in the fund's claims liability amount in 2003, 2004 and 2005 were:

	<u>Balance at Beginning of Year</u>	<u>Current Year Claims</u>	<u>Claim Payments</u>	<u>Balance at End of Year</u>
2003	\$2,039,319	\$12,043,129	\$11,824,406	\$2,258,042
2004	2,258,042	12,700,572	13,295,880	1,662,734
2005	1,662,734	14,997,388	14,618,837	2,041,285

NOTE 10 - RISK SHARING POOL

The County Risk Sharing Authority, Inc. (CORSA) is a risk sharing pool made up of fifty-five counties in Ohio. CORSA was formed as an Ohio nonprofit corporation for the purpose of establishing the CORSA Insurance/Self-Insurance Program, a group primary and excess insurance/self-insurance and risk management program. Member counties agree to jointly participate in coverage of losses and pay all contributions necessary for the specified insurance coverage provided by CORSA. This coverage includes comprehensive general liability, automobile liability, certain property insurance and public officials' errors and omissions liability insurance.

Each member county has one vote on all matters requiring a vote, to be cast by a designated representative. The affairs of the Corporation are managed by an elected board of not more than nine trustees. Only county commissioners of member counties are eligible to serve on the board. No county may have more than one representative on the board at any time. Each member county's control over the budgeting and financing of CORSA is limited to its voting authority and any representation it may have on the board of trustees. CORSA has issued certificates of participation in order to provide adequate cash reserves. The certificates are secured by the member counties' obligations to make coverage payments to CORSA. The participating counties have no responsibility for the payment of certificates. The County does not have an equity interest in CORSA. The County's payment for insurance to CORSA in 2005 was \$819,137.

NOTE 11 - JOINTLY GOVERNED ORGANIZATIONS

A. Lorain County Cluster

Lorain County Cluster provides services to multi-need youth in Lorain County. Members of the Cluster include Lorain County School Systems, Board of Mental Retardation and Developmental Disabilities, Lorain County Mental Health Board, Lorain County Children Services, Lorain County Addiction and Recovery Services Board, Lorain County Health District, and Ohio Department of Youth Services. The operation of the Cluster is controlled by an advisory committee, which consists of a representative from each agency. Funding comes from services provided by each of the participants.

B. Northeast Ohio Areawide Coordinating Agency

Northeast Ohio Areawide Coordinating Agency (NOACA) was created by the County Commissioners of Cuyahoga, Geauga, Lake, Lorain and Medina Counties and is responsible for transportation and environmental planning in the five county region. NOACA is controlled by 37 members including the three County Commissioners. The board exercises total control over the operation of the corporation including budgeting, appropriating, contracting and designating management. Each participant's degree of control is limited to its representation on the board. During 2005 the County contributed \$46,105.

NOTE 12 - RELATED ORGANIZATIONS

A. Lorain County Metropolitan Park District

The three Park District Commissioners are appointed by the Probate Judge of the County. The Park District hires and fires its own staff and does not rely on the County to finance deficits. The County is not financially accountable for the Park District nor is the Park financially dependent on the County. The Park District serves as its own budgeting, taxing and debt issuance authority. The Park District did not receive any funding from the County during 2005.

B. Lorain County Community College

The County is responsible for appointing the trustees of the Lorain County Community College, but the County's accountability does not extend beyond making the appointments. The College did not receive any funding from the County during 2005.

C. Community Based Correctional Facility

The Community Based Correctional Facility Board is composed of four common pleas court judges from Lorain County and two common pleas court judges from neighboring Medina County. The County's accountability does not extend beyond serving as fiscal agent for pass-through grants. The Community Based Correctional Facility Board did not receive any funding from the County during 2005.

NOTE 13 - DEFINED BENEFIT PENSION PLANS

A. Ohio Public Employees Retirement System (OPERS)

Lorain County participates in the Ohio Public Employees Retirement System (OPERS). OPERS administers three separate pension plans. The traditional plan is a cost-sharing, multiple-employer defined benefit pension plan. The member-directed plan is a defined contribution plan in which the member invests both member and employer contributions (employer contributions vest over five years at 20% per year). Under the member directed plan, members accumulate retirement assets equal to the value of the member and vested employer contributions plus any investment earnings. The combined plan is a cost sharing, multiple employer defined benefit pension plan that has elements of both a defined benefit and a defined contribution plan. Under the combined plan, employer contributions are invested by the retirement system to provide a formula retirement benefit similar to the traditional pension plan benefit. Member contributions, the investment of which is self-directed by the members, accumulate retirement assets in a manner similar to the member directed plan.

OPERS provides retirement, disability, survivor and death benefits and annual cost of living adjustments to members of the traditional and combined plans. Members of the member directed plan do not qualify for ancillary benefits. Authority to establish and amend benefits is provided by Chapter 145 of the Ohio Revised Code. OPERS issues a stand-alone financial report that may be obtained by writing to OPERS, 277 E. Town St., Columbus, OH 43215-4642 or by calling (614) 222-6701 or 800-222-7377.

For the year ended December 31, 2005, the members of all three plans were required to contribute 8.5% of their annual covered salaries. The County's contribution rate for pension benefits for 2005 was 13.55% for employees other than law enforcement. For law enforcement employees, the employee contribution is 10.1% and the employer contribution is 16.7%. The Ohio Revised Code provides statutory authority for member and employer contributions. The County's required contributions to OPERS for the years ended December 31, 2005, 2004 and 2003 were \$11,416,245, \$10,975,861, and \$10,488,535, respectively. The full amount has been contributed for 2004 and 2003. 93% has been contributed for 2005 with the remainder being reported as a liability.

B. State Teacher's Retirement System (STRS)

Lorain County participates in the State Teacher's Retirement System of Ohio (STRS), a cost sharing, multiple-employer public employee retirement system. STRS is a statewide plan for licensed teachers and other faculty members employed in the public schools of Ohio or any school, college, university, institution or other agency controlled, managed and supported, in whole or in part, by the state or any political subdivision thereof.

Effective July 1, 2001, two new plan options were offered to selected members. New members have a choice of three retirement plan options. In addition to the Defined Benefit (DB) Plan, new members are offered a Defined Contribution (DC) Plan and a Combined Plan. The DC Plan allows members to allocate all their member contributions and employer contributions equal to 10.5% of earned compensation. The Combined Plan offers features of the DC Plan and the DB Plan. In the Combined Plan, member contributions are allocated by the member, and employer contributions are used to fund a defined benefit payment at a reduced level from the regular DB Plan. Contributions into the DC Plan and the Combined Plan are credited to member accounts as employers submit their payroll information to STRS Ohio, generally on a biweekly basis. DC and Combined Plan members will transfer to the Defined Benefit Plan during their fifth year of membership unless they permanently select the DC or Combined Plan

Lorain County, Ohio
Notes to Financial Statements
For the Year Ended December 31, 2005

DB Plan Benefits-Plan benefits are established under Chapter 3307 of the Revised Code. Any member may retire who has (i) five years of service credit and attained age 60; (ii) 25 years of service credit and attained age 55; or (iii) 30 years of service credit regardless of age. The annual retirement allowance, payable for life, is the greater of the "formula benefit" or the "money-purchase benefit" calculation. Under the "formula benefit," the retirement allowance is based on years of credited service and final average salary, which is the average of the member's three highest salary years. The annual allowance is calculated by using a base percentage of 2.2% multiplied by the total number of years of service credit (including Ohio-valued purchased credit) times the final average salary. The 31st year of earned Ohio service credit is calculated at 2.5%. An additional .10% is added to the calculation for every year of earned Ohio service over 31 years (2.6% for 32 years, 2.7% for 33 years and so on) until 100% of final average salary is reached. For members with 35 or more years of Ohio contributing service, the first 30 years will be calculated at 2.5% instead of 2.2%. Under the "money-purchase benefit" calculation, a member's lifetime contribution plus interest at specified rates are matched by an equal amount from other STRS Ohio funds. This total is then divided by an actuarially determined annuity factor to determine the maximum annual retirement allowance.

DC Plan Benefits- Benefits are established under Chapter 3307.80 to 3307.89 of the Revised Code. For members who select the DC Plan, all member contributions and employer contributions at a rate of 10.5% are placed in an investment account. The member determines how to allocate the member and employer money among various investment choices. A member is eligible to receive a retirement benefit at age 50 and termination of employment. The member may elect to receive a lifetime monthly annuity or a lump-sum withdrawal. Employer contributions into members' accounts are vested after the first anniversary of the first day of paid service. Members in the DC Plan who become disabled are entitled only to their account balance. If a member dies before retirement benefits begin, the member's designated beneficiary is entitled to receive the member's account balance.

Combined Plan Benefits- Member contributions are allocated by the member, and employer contributions are used to fund a defined benefit payment. A member's defined benefit is determined by multiplying 1% of the member's final average salary by the member's years of service credit. The defined benefit portion of the Combined Plan payment is payable to a member on or after age 60. The defined contribution portion of the account may be taken as a lump sum or converted to a lifetime monthly annuity at age 50.

A retiree of STRS or another Ohio public retirement system is eligible for reemployment as a teacher following the elapse of two months from the date of retirement. Contributions are made by the reemployed member and employer during the reemployment. Upon termination of reemployment or age 65, whichever comes later, the retiree is eligible for an annuity benefit or equivalent lump-sum payment in addition to the original retirement allowance. Effective April 11, 2005 a reemployed retiree may alternatively receive a refund of members contributions with interest before age 65, once employment is terminated.

Benefits are increased annually by 3% of the original base amount for defined benefit plan participants.

The Defined Benefit and Combined Plans offer access to health coverage to eligible retirees who participated in the plans and their eligible dependents. Coverage under the current program includes hospitalization, physicians' fees, prescription drugs and partial reimbursement of monthly Medicare Part B premiums. By Ohio law, health care benefits are not guaranteed.

A Defined Benefit or Combined Plan member with five or more years' credited service who becomes disabled may qualify for a disability benefit. Eligible spouses and dependents of those members who die before retirement age may qualify for survivor benefits. A death benefit of \$1,000 is payable to the beneficiary for each deceased retired member who participated in the Defined Benefit Plan. Death benefit coverage up to \$2,000 can be purchased by participants in the DB, DC or Combined Plans. Various other benefits are available to members' beneficiaries.

Chapter 3307 of the Revised Code provides statutory authority for member and employer contributions. Contribution rates are established by the State Teachers Retirement Board, upon recommendations of its consulting actuary, not to exceed statutory maximum rates of 10% for members and 14% for employers. Contribution requirements and the contributions

Lorain County, Ohio
Notes to Financial Statements
For the Year Ended December 31, 2005

actually made for the fiscal year ended June 30, 2005 were 10.0% of covered payroll for members and 14% for employers. The Lorain County's contribution to STRS for the years ended December 31, 2005, 2004 and 2003 were \$211,220, \$203,599 and \$195,922 respectively. The full amount has been contributed for 2005, 2004 and 2003.

STRS Ohio issues a stand-alone financial report. Additional information or copies of STRS Ohio's 2005 *Comprehensive Annual Financial Report* can be requested by writing to STRS Ohio, 275 E. Broad St., Columbus, OH 43215-3371, or by calling (614) 227-4090.

NOTE 14 - POSTEMPLOYMENT BENEFITS

A. Ohio Public Employees Retirement System (OPERS)

In addition to the pension benefits described in Note 13, OPERS provides post retirement health care coverage to qualifying members of both the Traditional Pension and the Combined Plans. Members of the Member-Directed Plan do not qualify for ancillary benefits, including post employment health care coverage. In order to qualify for post retirement health care coverage, age and service retirees under the Traditional Pension and Combined Plans must have ten or more years of qualifying Ohio service credit. Health care coverage for disability recipients and qualified survivor benefit recipients is available. The health care coverage provided by the retirement system is considered an Other Post employment Benefit as described in GASB Statement No. 12. A portion of each employer's contribution to OPERS is set aside for the funding of post retirement health care. The Ohio Revised Code provides statutory authority for employer contributions. The OPERS law enforcement program is separated into two divisions, law enforcement and public safety with separate employee contribution rates and benefits. The 2005 employer contribution rate was 13.55% of covered payroll and 4% was used to fund health care for the year. For law enforcement employees, the employer contribution rate was 16.7% of which 4% was used to fund health care. The portion of the employer contributions used to fund health care was \$430,247 for employees not engaged in law enforcement and \$26,403 for law enforcement employees.

Benefits are advanced-funded using the entry age normal actuarial cost method. Significant actuarial assumptions, based on OPERS's latest actuarial review performed as of December 31, 2004, include a rate of return on investments of 8%, an annual increase in active employee total payroll of 4% compounded annually (assuming no change in the number of active employees) and an additional increase in total payroll of between .50% and 6.3% based on additional annual pay increases. Health care premiums were assumed to increase 4% annually.

All investments are carried at market. For actuarial valuation purposes, a smoothed market approach is used. Assets are adjusted to reflect 25% of unrealized market appreciation or depreciation on investment assets annually.

The number of active contributing participants in the traditional and combined plans was 376,109. The County's actual contributions for 2005, which were used to fund post employment benefits, were \$3,333,310. The actual contribution and the actuarially required contribution amounts are the same. OPERS's net assets available for payment of benefits at December 31, 2004, (the latest information available) were \$10.8 billion. The actuarially accrued liability and the unfunded actuarial accrued liability were \$29.5 billion and \$18.7 billion, respectively.

On September 9, 2004 the OPERS Retirement Board adopted a Health Care Preservation Plan (HCPP) with an effective date of January 1, 2007. The HCPP restructures OPERS' health care coverage to improve the financial solvency of the fund in response to skyrocketing health care costs.

Under the HCPP, retirees eligible for health care coverage will receive a graded monthly allocation based on their years of service at retirement. The Plan incorporates a cafeteria approach, offering a broad range of health care options that allow benefit recipients to use their monthly allocation to purchase health care coverage customized to meet their individual needs. If the monthly allocation exceeds the cost of the options selected, the excess is deposited into a Retiree Medical Account that can be used to fund future health care expenses.

B. State Teacher's Retirement System (STRS)

State Teachers Retirement System of Ohio (STRS OHIO) provides access to health care coverage to retirees who participated in the Defined Benefit or Combined Plans and their dependents. Coverage under the current program includes hospitalization, physicians' fees, prescription drugs and partial reimbursement of monthly Medicare Part B premiums. Pursuant to the Revised Code (R.C.), the State Teachers Retirement Board (the Board) has discretionary authority over how much, if any, of the associated health care costs will be absorbed by STRS Ohio. All benefit recipients pay a portion of the health care cost in the form of a monthly premium. The R.C. grants authority to STRS Ohio to provide health care coverage to eligible benefit recipients, spouses and dependents. By Ohio law, health care benefits are not guaranteed and the cost of coverage paid from STRS Ohio funds shall be included in the employer contribution rate, currently 14% of covered payroll.

The Retirement Board allocates employer contributions to the Health Care Stabilization Fund from which health care benefits are paid. For the fiscal years ended June 30, 2005 and 2004, the Board allocated employer contributions equal to 1% of covered payroll to the Health Care Stabilization Fund. For Lorain County, this amount equaled \$15,081 during 2005. The balance in the Health Care Stabilization Fund was \$3.3 billion on June 30, 2005. For the fiscal year ended June 30, 2005 net health care costs paid by STRS Ohio were \$254,780,000. There were 115,395 eligible benefit recipients.

NOTE 15 - OTHER EMPLOYEE BENEFITS

Compensated Absences

Vacation leave is earned at rates, which vary depending upon length of service and standard workweek. Current policy permits vacation leave to be carried forward with supervisory approval. County employees are paid for earned, unused vacation leave at the time of termination of employment. Vacation leave is recognized as a liability in the period in which it is earned.

Sick leave is earned at various rates for every eighty hours worked by various departments. Current policy permits sick leave to be accumulated without limit. At the time of separation with the County, the majority of employees who have five or more years of public service under OPERS, shall receive cash payment of sick leave not to exceed 1000 hours. The employee shall retain any remaining leave balance for credit upon re-employment in the public service. This sick leave conversion payment shall be based on the employee's rate of pay at the time of separation or death.

The estate of the deceased employee shall be eligible for 100% of the employee's sick leave balance as of the date of their death, providing they are otherwise qualified to receive such benefit (five years of service under OPERS). Such payment shall be made in accordance with 2113.04 of the Ohio Revised Code, or shall be paid to the employee's estate.

The entire compensated absences liability is reported on the government-wide financial statements.

For governmental funds, the current portion of unpaid compensated absences is that amount expected to be paid using expendable available financial resources, and is reported as an accrued liability in the fund from which the individuals who have accumulated the unpaid compensated absences are paid. The non-current portion of the liability is not reported. In proprietary funds, the entire amount of compensated absences of \$102,483 is reported as a fund liability.

Lorain County, Ohio
Notes to Financial Statements
For the Year Ended December 31, 2005

NOTE 16 - OUTSTANDING DEBT

A. Short-Term Debt

Short-term note debt activity for the year ended December 31, 2005, consisted of the following:

	<u>Balance 1/1/05</u>	<u>Issued</u>	<u>(Retired)</u>	<u>Balance 12/31/05</u>
2005-4.0% Energy Conservation Note Due 9/06/06	\$ -	\$3,990,000	\$ -	\$3,990,000
2005-3.0% Sewer Improvements Note Due 3/08/06	-	700,000	-	700,000
Total Short-Term Notes	<u>\$ -</u>	<u>\$4,690,000</u>	<u>\$ -</u>	<u>\$4,690,000</u>

The above notes are backed by the full faith and credit of the County. The notes will be repaid from governmental fund revenues. On February 23, 2006 the Sewer Improvement note was refinanced with a \$725,000 note due August 22, 3006.

B. Bonded Long-Term Debt

Changes in long-term obligations of the County during 2005 were as follows:

	<u>Balance 1/1/05</u>	<u>Issued</u>	<u>(Retired)</u>	<u>Balance 12/31/05</u>	<u>Amount Due In One Year</u>
General Obligation Bonds- Unvoted					
1996-3.80% to 5.50% Public Improvement	\$ 5,590,000	\$ -	\$(5,590,000)	\$ -	\$ -
2002-3.00% to 5.50% Justice Center Bonds	18,705,000	-	(715,000)	17,990,000	735,000
2004-2.00% to 4.35% Various Improvements	3,870,000	-	(145,000)	3,725,000	145,000
2005-3.00% to 5.00% General Obligation Refunding Bonds	-	5,560,000	(385,000)	5,175,000	390,000
Total General Obligation Bonds -Unvoted	<u>28,165,000</u>	<u>5,560,000</u>	<u>(6,835,000)</u>	<u>26,890,000</u>	<u>1,270,000</u>
Special Assessment Bonds- Governmental Commitment					
1987-7.875% Sanitary Sewer	300,000	-	(100,000)	200,000	100,000
2000-5.480% Allison Ditch Improvement	4,555	-	(662)	3,893	698
2000-4.45% to 5.95% Sanitary Sewer	505,000	-	(20,000)	485,000	20,000
2001-2.50% to 5.00% Sewer System Improvement	4,080,000	-	(165,000)	3,915,000	175,000
Total Special Assessment Bonds	<u>4,889,555</u>	<u>-</u>	<u>(285,662)</u>	<u>4,603,893</u>	<u>295,698</u>
Total Bonded Long-Term Debt	<u>\$33,054,555</u>	<u>\$5,560,000</u>	<u>\$(7,120,662)</u>	<u>\$31,493,893</u>	<u>\$1,565,698</u>

On July 5, 2005 the County issued \$5.56 million in General Obligation Bonds with an average interest of 4.475 percent to advance refund \$5.59 million of outstanding 1996 public Improvement Bonds with an average interest rate of 5.464 percent. The net proceeds of \$5.7 million (after premium and accrued interest recognized of \$322,000 and \$144,000 in underwriting fees, insurance and other costs) were used to advance refund all of the outstanding \$7,885,000 County of Lorain, Ohio, Public Improvements Bonds, Series 1996 and to pay certain costs of issuance related thereto.

Lorain County, Ohio
Notes to Financial Statements
For the Year Ended December 31, 2005

Although the advance refunding resulted in the recognition of an accounting loss of \$143,808 for the year ended December 31, 2005, the County in effect reduced its aggregate debt service payments by almost \$475,900 over the next 12 years and obtained an economic gain (difference between the present values of the old and new debt service payments) of \$394,000.

Calculation of Difference in Cash Flow Requirement and Economic Gain

Cash Flow Difference

Old debt service cash flows		\$7,610,015
New debt service cash flows	\$7,146,813	-
Less accrued interest included In 7/05/05 payment	(12,642)	7,134,171
		<u>\$475,844</u>

Economic Gain

Present value of old debt service Cash Flows		\$6,260,664
Present value of new debt service Cash Flows	\$5,879,290	
Less accrued interest included In 7/05/05 payment	(12,642)	5,866,995
		<u>\$394,016</u>

C. Other Long-Term Debt

	<u>Balance 1/1/05</u>	<u>Issued</u>	<u>(Retired)</u>	<u>Balance 12/31/05</u>	<u>Amount Due In One Year</u>
OWDA Loans					
Sewer Improvement 101 – 5.20%	\$ 359,144	\$ -	\$ (37,252)	\$ 321,892	\$ 39,214
Sewer Improvement 102 – 4.80%	721,177	-	(61,536)	659,641	64,525
Sewer Improvement 103 – 4.56%	<u>247,755</u>	-	<u>(18,871)</u>	<u>228,884</u>	<u>19,742</u>
Total OWDA Loan	<u>\$ 1,328,076</u>	<u>\$ -</u>	<u>\$(117,659)</u>	<u>\$1,210,417</u>	<u>\$123,481</u>

The Ohio Water Development Authority Loans (OWDA) will be repaid with special assessments. In the event that a property owner would fail to pay the assessment, payment would be made by the County.

Lorain County, Ohio
Notes to Financial Statements
For the Year Ended December 31, 2005

The following is a summary of the future annual principal and interest debt service requirements for long-term obligations:

Year Ending	<u>GOVERNMENTAL ACTIVITIES</u>				<u>BUSINESS-TYPE ACTIVITIES</u>	
	<u>General Obligation</u>		<u>Special Assessments</u>		<u>Ohio Water</u>	
	<u>Principal</u>	<u>Interest</u>	<u>Principal</u>	<u>Interest</u>	<u>Development Authority</u>	<u>Interest</u>
	<u>Principal</u>	<u>Interest</u>	<u>Principal</u>	<u>Interest</u>	<u>Principal</u>	<u>Interest</u>
2006	\$ 1,270,000	\$ 1,235,949	\$ 295,698	\$ 224,691	\$ 123,481	\$ 57,347
2007	1,315,000	1,197,094	310,736	209,565	129,592	51,237
2008	1,360,000	1,154,634	215,776	193,345	136,005	44,824
2009	1,400,000	1,108,676	225,819	184,402	142,736	38,092
2010	1,455,000	1,059,251	225,864	174,782	149,801	31,026
2011-2015	8,235,000	4,305,961	1,315,000	711,410	528,802	50,885
2016-2020	7,855,000	2,260,570	1,675,000	350,548	-	-
2021-2025	4,000,000	359,210	340,000	17,000	-	-
Total	<u>\$26,890,000</u>	<u>\$12,681,345</u>	<u>\$4,603,893</u>	<u>\$2,065,743</u>	<u>\$1,210,417</u>	<u>\$273,411</u>

Change in Long-Term Liabilities

Long-term liability activity for the year ended December 31, 2005, was as follows:

	<u>Beginning</u>	<u>Additions</u>	<u>(Reductions)</u>	<u>Ending</u>	<u>Amount</u>
	<u>Balance</u>			<u>Balance</u>	<u>Due In</u>
					<u>One Year</u>
Governmental Activities:					
Bonds Payable:					
General Obligations Bonds	\$28,165,000	\$5,560,000	\$ (6,835,000)	\$26,890,000	\$1,270,000
Special Assessment Debt					
With Government Commitment	4,889,555	-	(285,662)	4,603,893	295,698
Total Bonds Payable	33,054,555	5,560,000	(7,120,662)	31,493,893	1,565,698
Compensated Absences	10,265,074	7,609,006	(5,905,694)	11,968,386	3,954,061
Governmental Activity- Long					
Term Liabilities	<u>\$43,319,629</u>	<u>\$13,169,006</u>	<u>\$(13,026,356)</u>	<u>\$43,462,279</u>	<u>\$5,519,759</u>
Business-Type Activities:					
OWDA Loans	\$ 1,328,076	\$ -	\$ (117,659)	\$ 1,210,417	\$ 123,481
Compensated Absences	84,372	52,224	(34,113)	102,483	36,106
Business-Type Activity					
- Long Term Liabilities	<u>\$ 1,412,448</u>	<u>\$ 52,224</u>	<u>\$ (151,772)</u>	<u>\$ 1,312,900</u>	<u>\$ 159,587</u>

General obligation bonds are direct obligations of the County and will be paid from the general bond retirement debt service fund using property tax revenues. Special assessment bonds will be paid from the proceeds of special assessments levied against benefited property owners. In the event that a property owner would fail to pay the assessment, payment would be made by the County. Compensated absences will be paid from the fund, which the employees' salaries are paid. Delinquent special assessments due the county at December 31, 2005 was \$225,951.

Lorain County, Ohio
Notes to Financial Statements
For the Year Ended December 31, 2005

NOTE 17 - CONDUIT DEBT OBLIGATIONS

From time to time, the County has issued Healthcare Revenue Bonds to provide financial assistance to health care organizations and Economic Development Bonds for private-sector entities for the acquisition and construction of facilities deemed to be in the public interest. Servicing these debts is the sole obligation of the entities, which received the debt proceeds. Neither the County, the State, nor any political subdivision thereof is obligated in any manner for repayment of the bonds. Accordingly, the bonds are not reported as liabilities in the accompanying financial statements.

As of December 31, 2005, there were fifteen series of Healthcare Revenue Bonds and four Economic Development Bonds outstanding with aggregate principal amounts payable of \$1,193,975,000 and \$28,200,000, respectively.

NOTE 18 - INTERFUND TRANSACTIONS

Due To/Due From other funds balances as of December 31, 2005 follow:

<u>Payable Fund</u>	<u>Receivable Fund</u>	<u>Amount</u>
Job and Family Services	General Fund	\$90,295
Job and Family Services	Children Services	332,154
Job and Family Services	MRDD	5,181
Job and Family Services	Nonmajor Governmental Funds	158,110
Job and Family Services	Internal Service Fund	519,396
Nonmajor Governmental Funds	Job and Family Services	1,829
Nonmajor Governmental Funds	General Fund	1,241,290
Enterprise Fund	General Fund	152,200
Q Construction	General Fund	1,139,000
Children Services	General Fund	15,713
Nonmajor Governmental Funds	General Fund	189,641
General Fund	Nonmajor Governmental Funds	4,868
Nonmajor Governmental Funds	Nonmajor Governmental Funds	45,213
Children Services	Nonmajor Governmental Funds	1,058
MRDD	Nonmajor Governmental Funds	2,018
Enterprise Fund	Nonmajor Governmental Funds	1,644
Nonmajor Governmental Funds	Internal Service Fund	58,148
Total – All Funds		<u>\$3,957,758</u>

Due To/Due From balances resulted from the routine lag between the dates interfund goods and services are provided or reimbursable expenditures occur, transactions are recorded in the accounting system, and payments between funds are made.

Advances from/to other funds:

<u>Receivable Fund</u>	<u>Payable Fund</u>	<u>Amount</u>
General	Q Construction	\$ 11,918,086
	Nonmajor Governmental Funds	669,443
	Enterprise Fund	357,449
		<u>\$12,944,978</u>

Lorain County, Ohio
Notes to Financial Statements
For the Year Ended December 31, 2005

Inter Fund Transfers:

	<u>Transfers in:</u>				<u>Total</u>
	<u>General Fund</u>	<u>Nonmajor Governmental</u>	<u>Internal Service Funds</u>	<u>Enterprise Funds</u>	
Transfers Out :					
General Fund	\$ -	\$3,261,847	\$178,590	\$ -	\$3,440,437
MRDD	-	1,999,000	-	-	1,999,000
Q Construction	-	-	-	461,646	461,646
NonMajor Governmental	14,883	-	-	-	14,883
Total Transfers In	<u>\$14,883</u>	<u>\$5,260,847</u>	<u>\$178,590</u>	<u>\$461,646</u>	<u>\$5,915,966</u>

All balances in the Due From/Due To schedule resulted from the time lag between the dates that (1) interfund goods and services are provided or reimbursable expenditures occur, (2) transactions are recorded in the accounting system, and (3) payments between funds are made. The balance of \$669,443 due to the General Fund for advances to Nonmajor Governmental Funds results from cash flow issues in those funds.

Transfers are used to move revenues from the fund that statute or budget requires to collect them to the fund that statute or budget requires to expend them; to move receipts restricted to debt service from the funds collecting the receipts to the debt service fund as debt service payment become due, and use unrestricted revenues collected in the general fund to finance various programs accounted for in other funds in accordance with budgetary authorizations.

NOTE 19 – BUDGETARY BASIS OF ACCOUNTING

A reconciliation for the major governmental funds at December 31, 2005 from the budget basis to a GAAP basis for excess (deficiency) of revenues and other financing sources over (under) expenditures and other financing uses follows:

	<u>General Fund</u>	<u>Job and Family Services</u>	<u>Children Services</u>	<u>MRDD</u>	<u>Community Mental Health</u>
Budget Basis	\$(4,679,706)	\$(1,162,430)	\$(54,044)	\$(384,785)	\$(1,192,048)
Net Adjustment for Revenue Accruals	984,185	2,443,027	738,392	1,226,922	679,092
Net Adjustment for Expenditure Accruals	(1,237,512)	(1,334,308)	2,786	(192,294)	1,815,604
Net Adjustment for Encumbrances	2,889,103	481,778	5,421	567,391	100,866
Net Adjustments for Other Financing Sources (Uses) Accruals	178,685	-	-	-	(200,000)
GAAP Basis	<u>\$(1,865,245)</u>	<u>\$ 428,067</u>	<u>\$692,555</u>	<u>\$1,217,234</u>	<u>\$ 1,203,514</u>

NOTE 20 - FOOD STAMPS

The County's Department of Job and Family Services (Welfare) distributed, through contracting issuance centers, federal food stamps to entitled recipients within Lorain County. The receipt and issuance of these stamps have the characteristics of

Lorain County, Ohio
Notes to Financial Statements
For the Year Ended December 31, 2005

federal "grants"; however, Job and Family Services merely acts in an intermediary capacity. Therefore, the inventory value of these stamps is not reflected in the accompanying financial statements as the only economic interest related to these stamps rests with the ultimate recipient. Food stamp activity in the County's Department of Job and Family Services for the year ended December 31, 2005, follows:

Balance 1/1/05	Receipts	Disbursements	Balance 12/31/05
\$4,831	\$ -	\$(2,423)	\$2,408

NOTE 21 – TRANSFER FROM PRIMARY GOVERNMENT

The component units received \$309,263 of operating funds from The Primary Government. These amounts are included under Legislative and Executive miscellaneous allocations to component units in the General Fund.

NOTE 22 - CONTINGENT LIABILITIES

A. Grants

The County received financial assistance from Federal and State agencies in the forms of grants. The disbursement of funds received under these programs generally requires compliance with terms and conditions specified in the grant agreements and are subject to audit by the grantor agencies. Any disallowed claims resulting from such audits could become a liability of the general fund or other applicable funds. However, in the opinion of management, any such disallowed claims will not have a material adverse effect on the overall financial position of the County at December 31, 2005.

B. Litigation

As of December 31, 2005, the County was a party to various legal proceedings. The ultimate disposition of these proceedings is not presently determinable, but will not, in the opinion of the County, have a material adverse effect on the continued operation of the County.

NOTE 23 - RELATED PARTY TRANSACTIONS

During 2005 the County provided facilities, certain equipment, transportation and salaries for administration, implementation and supervision of its programs to Murray Ridge Production Center, Inc. Murray Ridge Production Center, Inc., a discretely presented component unit of Lorain County, disclosed \$174,142 for such contributions.

NOTE 24 - CONTRACTUAL COMMITMENTS

During 2005, the County entered into various contracts for building construction and renovations totaling \$11,694,413. The amount paid on the contracts were \$7,425,262 with \$78,647 unused as actual costs were less than the contracted amount, leaving an outstanding contractual commitment of \$4,190,504.

NOTE 25 – GUARANTEE

In a resolution dated August 15, 2002 the County has guaranteed (by the pledge of the lodging excise tax receipts and all of the non-tax revenue fund of the County) the principle and interest payments due on \$1,245,000 of bonds issued by the Lorain County Port Authority on behalf of the Lorain County Visitors Bureau, Inc. for the purpose of constructing a new Visitor's Center and Bureau Office. The principle will be repaid in various amounts in the years 2003 thru 2023.

NOTE 26 – SUBSEQUENT EVENT

On February 23, 2006 the County refinanced \$725,000 of the Sewer Improvement note. The note is now due August 22, 2006.

NOTE 27 - LORAIN COUNTY REGIONAL AIRPORT AUTHORITY

1. Reporting Entity

The Lorain County Regional Airport Authority (Airport) was established pursuant to Ohio Revised Code Section 308.03 by resolution of the Lorain County Commissioners. The Airport is governed by a nine member Board of Trustees (Board), all of whom are appointed by the Lorain County Commissioners. The Board has the authority to exercise all of the powers and privileges provided under the law. These powers include the ability to sue or be sued in its corporate name, the power to establish and collect rates, rentals and other charges, the authority to acquire, construct, operate, manage and maintain airport facilities, the authority to buy and sell real and personal property, and the authority to issue debt for acquiring or constructing any facility or permanent improvement. Lorain County has contributed money to the airport to continue operations. Since the Airport imposes a financial burden on the County, the Airport is reported as a component unit of Lorain County.

The reporting entity for the Airport is comprised of all departments, boards and agencies that are not legally separate from the Airport, any component units of the Airport and any other organizations that would need to be included to ensure that the financial statements of the Airport are not misleading.

Component units are legally separate organizations for which the Airport is financially accountable. The Airport is financially accountable for an organization if the Airport appoints a voting majority of the organization's governing board and (1) the Airport is able to significantly influence the programs or services performed or provided by the organization; or (2) the Airport is legally entitled to or can otherwise access the organization's resources; the Airport is legally obligated or has otherwise assumed the responsibility to finance deficits of or provide financial support to the organization; or the Airport is obligated for the debt of the organization. Based on the application of these criteria, the Airport has no component units.

2. Summary of Significant Accounting Policies

The financial statements of the Airport have been prepared in conformity with generally accepted accounting principles (GAAP) as applied to governmental units. The Governmental Accounting Standards Board (GASB) is the accepted standard-setting body for establishing governmental accounting and financial reporting principles. The Airport also applies Financial Accounting Standards Board (FASB) Statements and Interpretations issued after November 30, 1989, provided they do not conflict with or contradict GASB pronouncements. The more significant of the Airport's accounting policies are described below.

Basis of Presentation - The Airport's financial statements consist of a statement of net assets, a statement of revenue, expenses and changes in net assets, and a statement of cash flows.

The Airport uses a single enterprise fund to maintain its financial records during the year. A fund is defined as a fiscal and accounting entity with a self-balancing set of accounts.

Enterprise fund reporting focuses on the determination of the change in net assets, financial position and cash flows. An enterprise fund may be used to account for any activity for which a fee is charged to external users for goods and services.

Measurement Focus - The enterprise fund is accounted for on a flow of economic resources measurement focus. All assets and all liabilities associated with the operation of the Airport are included on the statement of net assets. The statement of

Lorain County, Ohio
Notes to Financial Statements
For the Year Ended December 31, 2005

changes in net assets presents increases (i.e., revenues) and decreases (i.e., expenses) in net total assets. The statement of cash flows provides information about how the Airport finances and meets the cash flow needs of its enterprise activity.

Basis of Accounting - Basis of accounting determines when transactions are recorded in the financial records and reported on the financial statements. The Airport's financial statements are prepared using the accrual basis of accounting.

Revenue is recorded on the accrual basis when the exchange takes place. Expenses are recognized at the time they are incurred.

Estimates - The preparation of financial statements in conformity with generally accepted accounting principles requires management to make estimates and assumptions that affect certain reported amounts and disclosures. Accordingly, actual results could differ from those estimates.

Cash and cash equivalents - For purposes of the statement of cash flows, the Airport considers all highly liquid investments with a maturity of three months or less (demand deposits with banks) to be cash equivalents. During 2005, Airport investments were limited to interest bearing deposit accounts.

Net Assets - Net assets represent the difference between assets and liabilities. New assets invested in capital assets, net or related debt consists of capital assets, net of accumulated depreciation, reduced by the outstanding balance of any borrowing used for the acquisition, construction, or improvement of those assets. Net assets are reported as restricted when there are limitations imposed on their use either through constitutional provisions or enabling legislation adopted by the Airport, or through external restrictions imposed by creditors, grantors, or laws or regulations of other governments. The Airport's policy is to apply restricted resources when an expense is incurred for purposes for which both restricted and unrestricted net assets are available. At year end the Airport had \$9,428 in restricted net assets for other purposes.

Operating revenues and expenses - Operating revenues are those revenues that are generated directly from primary activities. For the Airport, these revenues are charges for services and other operating income. Operating expenses are the necessary costs incurred to provide the goods or service that are the primary activity of the Airport. Revenues and expenses not meeting these definitions are reported as non-operating.

Grants - Grants received for the acquisition or construction of capital assets, are recorded as contributions when earned. Grants are earned when costs relating to such capital assets, which are reimbursable under the terms of the grants, have been incurred.

Capital Assets - Capital Assets, including infrastructure assets, purchased or constructed by the Airport are recorded at original cost. Land improvements, buildings, equipment and vehicles are depreciated using the straight-line method over the estimated useful lives of the assets. A useful life of 20 to 40 years is used for land improvements and buildings, and 5 to 15 years is used for equipment and vehicles.

Cost and related accumulated depreciation of capital assets sold or otherwise retired are removed from the accounts, and gains or losses on disposition or credited to or charged against income.

Routine maintenance, repairs, renewals, and replacement costs are charged against income. Expenditures, which materially increase values or extend useful lives, are capitalized.

The Airport's policy is to capitalize net interest on the enterprise fund construction projects until substantial completion of the project. The amount of capitalized interest equals the difference between the interest cost associated with the tax-exempt borrowing used to finance the project, and the interest earned from temporary investments of the debt proceeds over the same period. Capitalized interest is amortized on a straight-line basis over the estimated useful life of the asset. For 2005 no interest costs were incurred on construction projects for the Airport.

Lorain County, Ohio
Notes to Financial Statements
For the Year Ended December 31, 2005

3. Deposits

The following information is provided to give an indication of the steps the Airport takes to protect its cash deposits and the level of risk assumed for certain investments.

Ohio Revised code authorizes the Airport to make deposits and invest in the accounts of federally insured banks, credit unions, and savings and loan associations; obligations of the United States government, its agencies and instrumentalities; bonds and other obligations of the State of Ohio; certain money market mutual funds and secured repurchase agreements and the State Treasurer's investment pool. Investments in stripped principal or interest obligations, reverse repurchase agreements and derivatives are prohibited.

At year-end, the carrying amount of the Airport's deposits was \$187,123 (which includes petty cash of \$300) and the bank balance was \$303,364. Of the bank balance, \$100,000 was covered by federal depository insurance provided by the Federal Deposit Insurance Corporation (FDIC), and \$203,364 was uncollateralized and uninsured. Although securities were held by the pledging financial institutions trust department or agent in the Airport's name and all Ohio Revised Code requirements for the investment of money had been followed, noncompliance with federal requirements could potentially subject the Airport to a successful claim by the FDIC.

The Airport had no investments at December 31, 2005.

4. Changes in Capital Assets

Capital asset activity for the year ended December 31, 2005 was as follows:

	<u>Beginning Balance</u>	<u>Additions</u>	<u>Deletions</u>	<u>Ending Balance</u>
Capital Assets, Not Being Depreciated:				
Land	\$2,153,589	\$ -	\$ -	\$2,153,589
Construction In Progress	5,200,805	1,195,035	(5,228,873)	1,166,967
Total Capital Assets, Not Being Depreciated	<u>7,354,394</u>	<u>1,195,035</u>	<u>(5,228,873)</u>	<u>3,320,556</u>
Capital Assets, Being Depreciated:				
Land Improvements	5,403,556	4,852,699	-	10,256,255
Buildings	1,183,854	-	-	1,183,854
Equipment	471,211	376,174	(79,334)	768,051
Vehicles	185,761	-	-	185,761
Total Capital Assets, Being Depreciated	<u>7,244,382</u>	<u>5,228,873</u>	<u>(79,334)</u>	<u>12,393,921</u>
Less Accumulated Depreciation:				
Land Improvements	(2,790,160)	(272,259)	-	(3,062,419)
Buildings	(153,955)	(34,228)	-	(188,183)
Equipment	(367,647)	(31,319)	78,440	(320,526)
Vehicles	(119,916)	(12,566)	-	(132,482)
Total Accumulated Depreciation	<u>(3,431,678)</u>	<u>(350,372)</u>	<u>78,440</u>	<u>(3,703,610)</u>
Capital Assets, Net	<u>\$11,167,098</u>	<u>\$6,073,536</u>	<u>\$(5,229,767)</u>	<u>\$12,010,867</u>

5. Receivables

In the normal course of operating the Airport, credit is granted to Airport tenants and customers. The Board believes no allowance for receivables doubtful of collection is necessary, and none has been provided.

Lorain County, Ohio
Notes to Financial Statements
For the Year Ended December 31, 2005

6. Lease of Premises

Various lease agreements have been entered into for office, hanger and land rental through December 1, 2018, with options to extend the lease terms. Future base rental incomes for the leases as of December 31, 2005 are as follows:

2006	\$ 85,092
2007	85,092
2008	85,092
2009	85,092
2010	49,038
Thereafter	157,575

A 99 year lease agreement has also been entered into for land rental of three parcels of land totaling 2.7105 acres through the year 2078 and is renewable forever. The lease provides for a base ground rental use of \$7,289 per year to be adjusted upward by a function of the Consumer Price Index. For the year ended December 31, 2005 rental income was \$9,533.

Various lease agreements have been entered into for office and hangar space on a month-to-month basis. Rental income from these rentals was \$1,836 for the year ended December 31, 2005.

7. Compensated Absences

The Airport allows employees to accumulate unused sick leave. This policy provides that upon an employee's death or retirement, the employee shall receive cash payment of one third of the value of his or her legally accrued and unused sick leave, to a maximum of 333 1/3 hours. The sick leave conversion payment shall be based on the average of the employees base salary rates for the most recent three years. Sick leave benefits are accrued as a liability using the vested method. In December 2005, the Board signed a new employment contract with the Airport Executive Director, which granted him, payment of all accumulated vacation and sick leave as stipulated in the prior agreement.

At December 31, 2005 the liability for accrued vacation leave and sick leave is approximately \$26,613.

8. Pension Plan

The Airport participates in the Ohio Public Employees Retirement System (OPERS). OPERS administers three separate pension plans. The traditional plan is a cost-sharing, multiple-employer defined benefit pension plan. The member-directed plan is a defined contribution plan in which the member invests both member and employer contribution (employer contributions vest over five years at 20% per year). Under the member directed plan, members accumulate retirement assets equal to the value of the member and vested employer contributions plus any investment earnings. The combined plan is a cost-sharing, multiple-employer defined benefit pension plan that has elements of both a defined benefit and a defined contribution plan. Under the combined plan, employer contributions are invested by the retirement system to provide a formula retirement benefit similar to the traditional plan benefit. Member contributions, whose investment is self-directed by the member, accumulate retirement assets in a manner similar to the member directed plan.

OPERS provides retirement, disability, survivor and death benefits and annual cost of living adjustments to members of the traditional and combined plans. Members of the member directed plan do not qualify for ancillary benefits. Authority to establish and amend benefits is provided by Chapter 145 of the Ohio Revised Code. OPERS issues a stand-alone financial report which may be obtained by writing to OPERS, 277 E. Town St., Columbus, OH 43215-4642 or by calling (614) 222-6705.

For the year ended December 31, 2005, the members of all three plans were required to contribute 8.5% of their annual covered salaries. The Airport's contribution rate for pension benefits for 2005 was 8.55%. The Ohio Revised Code provides statutory authority for member and employer contributions. The Airport's contribution to OPERS for the years

Lorain County, Ohio
Notes to Financial Statements
For the Year Ended December 31, 2005

ending December 31, 2005, 2004 and 2003 was \$38,048, \$36,269 and \$61,054 respectively, equal to the required contributions for those years.

9. Other Post Employment Benefits (OPEB)

In addition to the pension benefits described in Note 8. OPERS provides post retirement health care coverage, in accordance with the Ohio Revised Code, to age and service retirees with 10 or more years of qualifying Ohio service credit and to primary survivor recipients of such retirees. Health care coverage for disability recipients is available. The health care coverage provided by the retirement system is considered an Other Post Employment Benefit as described in GASB Statement No. 12. A portion of each employer's contribution to OPERS is set aside for the funding of post retirement health care. The Ohio Revised Code provides statutory authority for employer contributions. The 2005 local government employer contribution rate was 13.31% of covered payroll; 5% of covered payroll was the portion that was used to fund health care. For the calendar year 2005, Airport contributions equal to 5% of covered payroll was used to fund health care expenses.

Benefits are advance-funded using the entry age normal actuarial cost method. Significant actuarial assumptions, based on OPERS's latest actuarial review performed as of December 31, 2004, include a rate of return on investments of 8.0%, an annual increase in active employee total payroll of 4% compounded annually (assuming no change in the number of active employees) and an additional increase in total payroll of between .50% and 6.3% based on additional annual pay increases. Health care premiums were assumed to increase 4% annually.

All investments are carried at market. For actuarial valuation purposes, a smoothed market approach is used. Assets are adjusted to reflect 25 % of unrealized market appreciation or depreciation on investment assets annually.

The number of active contributing participants in the traditional and combined plans was 376,109. The actual contribution and the actuarially required contribution amounts are the same. OPERS's net assets available for payment of benefits at December 31, 2004, (the latest information available) were \$10.8 billion. The actuarially accrued liability and the unfunded actuarial accrued liability were \$29.5 billion and \$18.7 billion, respectively.

In December 2001, the Board adopted the Health Care "Choices" Plan in its continuing effort to respond to the rise in the cost of Health Care. The Choices Plan will be offered to all persons newly hired under OPERS after January 1, 2003, with no prior service credit accumulated toward health care coverage. Choices, as the name suggests, will incorporate a cafeteria approach, offering a more broad range of health care options. The Plan uses a graded scale from ten to thirty years to calculate a monthly health care benefit. This is in contrast to the ten-year "cliff" eligibility standard for the present Plan.

The benefit recipient will be free to select the option that best meets their needs. Recipients will fund health care costs in excess of their monthly health care benefit. The Plan will also offer a spending account feature, enabling the benefit recipient to apply their allowance toward specific medical expenses, much like a Medical Spending Account.

10. Risk Management

The Airport is exposed to various risks of loss related to torts; theft of, damage to, and destruction of assets; injury to employees; and natural disasters. Through Lorain County, the Airport is covered under the County Risk Sharing Authority, Inc. (CORSA). CORSA is a risk sharing pool made up of thirty-nine counties in Ohio and was formed as an Ohio nonprofit corporation for the purpose of establishing the CORSA Insurance/Self-Insurance Program, a group of primary and excess insurance/self-insurance and risk management program. CORSA insures the Airport for general liability, errors and omissions, property and automobile. The Airport has purchased commercial insurance for aviation and airport and hanger keepers liability. The Airport also carries employee health and accident insurance and a bond on key management positions. Settled claims resulting from these risks have not exceeded insurance coverage in any of the past three fiscal years.

Lorain County, Ohio
Notes to Financial Statements
For the Year Ended December 31, 2005

11. Contingent Liabilities

The Airport receives financial assistance from federal and state agencies in the form of grants. The disbursement of funds received under these programs generally requires compliance with terms and conditions specified in the grant agreements and are subject to audit by the grantor agencies. Any disallowed claims resulting from such audits may require refunding to the grantor agencies. However, in the opinion of management, any such disallowed claims will not have a material effect on the financial statements included herein or on the overall financial position of the Airport as of December 31, 2005.

12. Subsequent Event

On May 26, 2005 the Lorain County Commissioners have passed a resolution to authorize the County Administrator and County Prosecutor's office to take the necessary action in transferring all county airport assets from the direct control of ownership of the Lorain County Airport Authority to the direct control and ownership of the Lorain County Board of Commissioners.

NOTE 28 - MURRAY RIDGE PRODUCTION CENTER, INC.

1. Summary of Significant Accounting Policies

- A. Equipment - These assets are stated at cost and depreciated on the straight-line and declining-balance methods over the estimated useful lives of the various assets.

Maintenance and repairs are charged against earnings when incurred. Additions and major renewals are capitalized.

- B. Income Taxes - Murray Ridge Production Center, Inc., is a non-profit corporation and is exempt from Federal income taxes under Section 501 (c) (3) of the Internal Revenue Code.

- C. Donated Services - Donated services of management, direct supervision, rent, etc., have been provided by the Lorain County Board of Mental Retardation/Developmental Disabilities. During the year ended June 30, 2005 the value of these services was estimated to be \$174,142.

- D. Use of Estimates - The preparation of financial statements in conformity with generally accepted accounting principles requires management to make estimates and assumptions that affect certain reported amounts and disclosures. Accordingly, actual results could differ from those estimates.

2. Concentrations of Credit Risk

Financial instruments that potentially subject the organization to credit risk include cash on deposit with five financial institutions amounting to \$402,537 at June 30, 2005, which was insured for \$339,741 by the Federal Deposit Insurance Corporation. The organization had extended unsecured credit to regular customers amounting to \$229,405 at June 30, 2005.

3. Investments

Investments at June 30, 2005 consist of the bonds and funds, which are recorded at fair value.

4. Investment Income

Investment income for the year ended June 30, 2005, consisted of interest income, dividend income, and gains and losses, both realized and unrealized.

Lorain County, Ohio
Notes to Financial Statements
For the Year Ended December 31, 2005

5. Restricted Funds

During the year ended June 30, 2005, the board restricted a certain amount of previously unrestricted funds for future operating reserves.

NOTE 29 - LORAIN COUNTY PORT AUTHORITY

1. Summary of Significant Accounting Policies

- A. Reporting Entity – The Lorain County Port Authority (the Authority) was created by the Lorain County Board of Commissioners in 2001 to enhance economic development in Lorain County. The Authority is created in accordance with Section 4582.22 of the Ohio Revised Code.

The Authority is governed by a five-member Board of Directors (the Board) appointed by the Lorain County Board of Commissioners. The initial Board is serving staggered terms. Each successor shall serve for a term of four years, except when a person is appointed to fill a vacancy, which is to be appointed to serve only the unexpired term. Members of the Board are eligible for re-appointment. The Board controls the employment of the Executive Director who is responsible for the day-to-day operations.

The Authority's financial reporting entity has been defined in accordance with Governmental Accounting Standards Board (GASB) Statement No. 14 "The Reporting Entity". The financial statements include all divisions and operations for which the Authority is financially accountable. Financial accountability exists if a primary government/component unit appoints a majority of an organization's governing board and is able to impose its will on that organization. Financial accountability may also be deemed to exist if there is a potential for the organization to provide financial benefits to, or impose financial burdens on, the primary government/component unit. On this basis, no governmental organization other than the Authority itself is included in the financial reporting entity.

As of December 31, 2005, the Authority has a liability to the County in the amount of \$126,866 for past operating advances. Under GASB Statement No. 14, this is considered to be a financial burden on the County; also the County can impose its will on the Authority through the appointment of the members of the Board of Directors. Therefore, the Authority is a component unit of the County whose financial statements are discretely presented in the County's financial statements.

- B. Basis of Accounting – The accompanying financial statements have been prepared on the accrual basis of accounting, whereby revenues and expenses are recognized in the period earned or incurred. All transactions are accounted for in a single business-type fund. The Authority applies all GASB pronouncements as well as Financial Accounting Standards Board pronouncements issued on or before November 30, 1989, unless the pronouncements conflict with or contradict GASB pronouncements. The Authority has elected not to apply FASB Statements and Interpretations issued after November 30, 1989.

Operating revenues and expenses generally result from providing services in connection with principal ongoing operations of the Authority. Operating revenues consist of application fees and administrative fees. Operating expenses include professional services and administrative expenses. All revenues and expenses not meeting this definition are reported as non-operating revenues and expenses.

- C. Budgetary Process – Ohio Revised Code Section 4582.39 requires the Authority to prepare a budget annually. This budget includes estimated receipts and appropriations and is prepared on the cash basis of accounting.

- D. Cash, Cash Equivalents and Investments – The Ohio Revised Code prescribes allowable deposits and investments. For purposes of the Statement of Cash Flows, the Authority considers all highly liquid

Lorain County, Ohio
Notes to Financial Statements
For the Year Ended December 31, 2005

investments with maturity of three months or less when purchased to be cash equivalents. Investments are reported at fair value, which is based on quoted market prices.

- E. Estimates – The preparation of financial statements in conformity with generally accepted accounting principles requires management to make estimates and assumptions that affect the amounts reported in the financial statements and accompanying notes. Actual results may differ from those expected.

2. Change in Accounting Principle

For fiscal year 2005, the Authority has implemented GASB Statement No. 40, “Deposit and Investment Risk Disclosure”, and amendment of GASB Statement No. 3. GASB Statement No. 40 addresses common deposit and investment risk related to credit risk, concentration of credit risk, interest rate risk, and foreign currency risk. This Statement is designed to inform financial statement users about deposit and investment risk that could affect a government’s ability to provide services and meet its obligations.

3. Cash, Cash Equivalents and Investments

The provisions of the Ohio Revised Code govern the investments and deposits of Authority monies. In accordance with these statutes, only financial institutions located in Ohio are eligible to hold public deposits. The statutes also permit the Authority to invest its monies in certificate of deposit, savings accounts, money market accounts, the State Treasurer’s Asset Reserve (STAR Ohio) investment pool and obligations of the United States government or certain agencies thereof. The Authority may also enter into repurchase agreements with any eligible depository for a period not exceeding thirty days.

Public depositories must give security for all public funds on deposit. These institutions may specifically collateralize individual accounts in lieu of amounts insured by the Federal Deposit Insurance Corporation (FDIC), by eligible securities pledged by the financial institution as security for repayment, by surety company bonds or by a single collateral pool established by the financial institution to secure the repayment of all public money deposited with the institution.

Deposits – At December 31, 2005, the carrying amount of the Authority’s deposits was \$38,061 and the bank balance of the Authority’s deposits was \$35,998. Federal Depository Insurance covered the entire bank balance.

Investments – As of December 31, 2005, the Authority had the following investments and maturities:

Investment Type	Fair Value	Investment Maturity Less than One Year
First American Government Obligation Fund	\$2,507,208	\$2,507,208

Interest Rate Risk: The Ohio Revised Code generally limits security purchases to those that mature within five years of the settlement date. Accordingly to the Authority’s policy, investments made by the Treasurer must mature within five years from the date of purchase with an average weighted maturity not to exceed two years.

Credit Risk: Credit risk is the risk that an issuer or other counterparty to an investment will not fulfill its obligations. Investments had the following ratings by Standard & Poors.

First American Government Obligation Fund	AAAm
---	------

Custodial Credit Risk: Custodial credit risk is the risk that, in the event of the failure of the counterparty, the Authority will not be able to recover the value of its investments or collateral securities that are in the possession of an outside party.

Concentration of Credit Risk is the possibility of loss attributed to the magnitude of the Authority's investment in a single issuer. One hundred percent of the Authority's investments are in First American Government Obligation Fund. The Authority's policy places no limit on the amount that may be invested in any one issuer.

4. Risk Management

The Authority is exposed to various risks of loss related to torts; theft of, damage to and destruction of assets; injury and natural disasters. Through Lorain County, the Authority is covered under the County Risk Sharing Authority, Inc. (CORSA). CORSA is a risk sharing pool made up of thirty-nine counties in Ohio and was formed as an Ohio non-profit corporation for the purpose of establishing the CORSA Insurance/Self-Insurance Program, a group of primary and excess insurance/self-insurance and risk management programs. The Authority has not had any claims that exceeded insurance coverage.

A surety bond of \$25,000 through Ohio Casualty Insurance Group covers the Board Secretary.

5. Bond Fund Program

The Authority has established a Bond Fund Program to provide long-term, fixed interest rate financing for qualified industrial, commercial and public projects. The primary purpose of the Bond Fund Program is to further economic development efforts and investment in Lorain County through the retention and creation of quality, private sector jobs.

The State of Ohio Department of Development (ODOD) awarded the Authority a grant of \$1,000,000, received in April 2003, which was deposited into the Bond Fund Program Reserve account. The conditional grant from ODOD is for 20 years, with the interest earned on the fund remitted back to ODOD through December 2012. Beginning 2013 and continuing through December 2023, 50% of the interest earned is required to be remitted back to ODOD. On December 31, 2001, the Authority received a \$1,500,000 grant from Lorain County for the Bond Fund Program, which was also deposited into the Bond Fund Program Reserve account.

Under the Program, debt service requirements on each bond issue are to be secured by a pledge of amounts to be received under lease or loan agreements with borrowers who utilize the financial facilities. In addition, all borrowers are required to provide a letter of credit as additional security for the related bonds. Amounts in the Bond Fund Program Reserve may be used for debt service in the event the borrower is unable to make the required payments under the lease.

Amounts held in the Authority's Bond Fund Program Reserve was \$2,507,208 at December 31, 2005 and are reflected in the Statement of Net Assets.

6. RELATED PARTY TRANSACTIONS

The Authority utilizes certain Lorain County employees without reimbursement and the Director of the Authority is also a member of the Board.

Lorain County, Ohio
Notes to Financial Statements
For the Year Ended December 31, 2005

COMBINING FINANCIAL
STATEMENTS AND SCHEDULES

General Fund

The General Fund is used to account for all financial resources of the County except those required to be accounted for in another fund.

Lorain County, Ohio
Schedule of Revenues, Expenditures and Changes in
Fund Balance - Budget and Actual (Non-GAAP Basis)
General Fund
For the Year Ended December 31, 2005

	Original Budget	Final Budget	Actual	Encumbrances	Actual Plus Encumbrances	Variance with Final Budget Positive (Negative)
Revenues						
Property and Other Taxes	\$ 9,774,598	\$ 10,074,794	\$ 10,074,794	\$ -	\$ 10,074,794	\$ -
Sales Tax	13,400,000	14,784,676	14,784,676	-	14,784,676	-
Charges for Services	1,843,698	1,592,869	1,596,510	-	1,596,510	3,641
Licenses, Permits and Fees	9,648,882	11,031,645	11,151,362	-	11,151,362	119,717
Fines and Forfeitures	1,250,500	1,596,348	1,608,479	-	1,608,479	12,131
Intergovernmental	11,026,391	10,946,090	10,946,090	-	10,946,090	-
Interest	2,249,326	4,077,452	4,094,431	-	4,094,431	16,979
Other	1,209,284	1,036,175	1,038,963	-	1,038,963	2,788
Total Revenues	50,402,679	55,140,049	55,295,305	-	55,295,305	155,256
Expenditures						
Current:						
General Government:						
Legislative and Executive:						
Commissioners:						
Salaries and Wages	1,342,406	1,399,884	1,104,987	-	1,104,987	294,897
Fringe Benefits	196,153	201,229	165,293	-	165,293	35,936
Supplies and Materials	30,471	35,471	35,459	-	35,459	12
Contractual Services	15,823	10,131	3,245	-	3,245	6,886
Equipment	37,121	50,338	43,626	4,137	47,763	2,575
Other	27,461	25,798	13,962	3,456	17,418	8,380
Total Commissioners	1,649,435	1,722,851	1,366,572	7,593	1,374,165	348,686
Auditor:						
Salaries and Wages	1,362,307	1,392,246	1,391,854	-	1,391,854	392
Fringe Benefits	201,999	213,804	213,800	-	213,800	4
Supplies and Materials	47,338	45,826	43,862	410	44,272	1,554
Contractual Services	195,517	176,530	107,527	58,357	165,884	10,646
Equipment	1,219	6,219	5,317	-	5,317	902
Other	134,457	179,417	176,281	2,075	178,356	1,061
Total Auditor	1,942,837	2,014,042	1,938,641	60,842	1,999,483	14,559
Treasurer:						
Salaries and Wages	344,900	344,900	343,787	-	343,787	1,113
Fringe Benefits	52,263	53,827	53,569	-	53,569	258
Supplies and Materials	28,048	27,988	14,570	-	14,570	13,418
Contractual Services	10,499	10,799	5,700	-	5,700	5,099
Equipment	4,791	6,791	1,867	-	1,867	4,924
Other	11,384	9,134	7,223	-	7,223	1,911
Total Treasurer	451,885	453,439	426,716	-	426,716	26,723
Prosecuting Attorney:						
Salaries and Wages	2,843,624	3,109,886	3,054,129	-	3,054,129	55,757
Fringe Benefits	502,603	584,705	549,706	-	549,706	34,999
Supplies and Materials	68,156	71,093	64,399	4,262	68,661	2,432
Contractual Services	11,947	24,510	20,667	802	21,469	3,041
Equipment	90,094	83,158	67,042	13,678	80,720	2,438
Other	68,438	75,176	70,927	1,079	72,006	3,170
Total Prosecuting Attorney	3,584,862	3,948,528	3,826,870	19,821	3,846,691	101,837

(continued)

Lorain County, Ohio
Schedule of Revenues, Expenditures and Changes in
Fund Balance - Budget and Actual (Non-GAAP Basis)
General Fund (continued)
For the Year Ended December 31, 2005

	<u>Original Budget</u>	<u>Final Budget</u>	<u>Actual</u>	<u>Encumbrances</u>	<u>Actual Plus Encumbrances</u>	<u>Variance with Final Budget Positive (Negative)</u>
Records Center:						
Salaries and Wages	141,540	132,282	117,874	-	117,874	14,408
Fringe Benefits	22,259	21,281	18,150	-	18,150	3,131
Supplies and Materials	24,232	25,232	24,352	-	24,352	880
Contractual Services	52,274	45,081	37,829	3,873	41,702	3,379
Equipment	55,126	69,384	47,968	18,434	66,402	2,982
Other	854	854	216	-	216	638
Total Records Center	296,285	294,114	246,389	22,307	268,696	25,418
Board of Revisions:						
Salaries and Wages	76,346	76,346	76,173	-	76,173	173
Fringe Benefits	11,648	11,981	11,950	-	11,950	31
Supplies and Materials	1,572	1,482	921	-	921	561
Contractual Services	487	577	316	-	316	261
Equipment	1,910	1,910	1,734	-	1,734	176
Other	1,316	1,316	9	-	9	1,307
Total Board of Revisions	93,279	93,612	91,103	-	91,103	2,509
Board of Elections:						
Salaries and Wages	1,274,793	1,342,955	1,339,431	-	1,339,431	3,524
Fringe Benefits	151,695	159,877	157,279	-	157,279	2,598
Supplies and Materials	115,969	146,969	136,167	6,841	143,008	3,961
Contractual Services	112,527	116,373	103,641	4,113	107,754	8,619
Equipment	16,331	80,197	40,509	38,632	79,141	1,056
Other	50,904	53,924	49,065	-	49,065	4,859
Total Board of Elections	1,722,219	1,900,295	1,826,092	49,586	1,875,678	24,617
Community Maintenance:						
Salaries and Wages	1,578,383	1,613,104	1,408,785	-	1,408,785	204,319
Fringe Benefits	238,501	242,896	212,671	-	212,671	30,225
Supplies and Materials	705,918	837,938	704,095	48,613	752,708	85,230
Contractual Services	3,114,306	3,785,341	3,255,296	156,992	3,412,288	373,053
Equipment	187,677	279,448	191,440	34,807	226,247	53,201
Capital Outlay	34,125	34,125	-	26,921	26,921	7,204
Other	14,003	13,380	3,921	1,127	5,048	8,332
Total Community Maintenance	5,872,913	6,806,232	5,776,208	268,460	6,044,668	761,564
Community Development:						
Salaries and Wages	424,016	509,016	496,005	-	496,005	13,011
Fringe Benefits	63,696	77,086	75,311	-	75,311	1,775
Supplies and Materials	5,742	4,962	3,936	295	4,231	731
Contractual Services	434,756	999,856	749,675	81,221	830,896	168,960
Equipment	5,000	4,880	2,982	357	3,339	1,541
Other	108,974	117,485	65,997	5,566	71,563	45,922
Total Community Development	1,042,184	1,713,285	1,393,906	87,439	1,481,345	231,940

(continued)

Lorain County, Ohio
Schedule of Revenues, Expenditures and Changes in
Fund Balance - Budget and Actual (Non-GAAP Basis)
General Fund (continued)
For the Year Ended December 31, 2005

	Original Budget	Final Budget	Actual	Encumbrances	Actual Plus Encumbrances	Variance with Final Budget Positive (Negative)
Recorder:						
Salaries and Wages	621,533	630,005	624,983	-	624,983	5,022
Fringe Benefits	94,885	97,645	95,831	-	95,831	1,814
Supplies and Materials	10,456	12,076	11,978	-	11,978	98
Contractual Services	-	1,920	1,882	-	1,882	38
Other	9,374	8,574	7,045	-	7,045	1,529
Total Recorder	736,248	750,220	741,719	-	741,719	8,501
Port Authority:						
Contractual Services	25,000	25,000	-	-	-	25,000
Total Port Authority	25,000	25,000	-	-	-	25,000
Building Inspection:						
Salaries and Wages	108,400	108,400	49,005	-	49,005	59,395
Fringe Benefits	16,857	15,353	7,384	-	7,384	7,969
Supplies and Materials	2,400	2,400	478	-	478	1,922
Contractual Services	1,200	1,200	290	-	290	910
Equipment	8,984	8,984	8,984	-	8,984	-
Other	9,200	9,200	3,066	-	3,066	6,134
Total Building Inspection	147,041	145,537	69,207	-	69,207	76,330
Insurance/Pensions/Taxes:						
Fringe Benefits	6,442,900	6,853,180	6,608,803	-	6,608,803	244,377
Contractual Services	25,600	25,600	5,276	-	5,276	20,324
Other	113,794	115,912	79,108	-	79,108	36,804
Total Insurance/Pensions/Taxes	6,582,294	6,994,692	6,693,187	-	6,693,187	301,505
Miscellaneous:						
Fringe Benefits	48,675	48,675	48,675	-	48,675	-
Contractual Services	335,387	1,103,420	689,259	347,002	1,036,261	67,159
Other	4,841,825	2,656,039	2,177,997	2,804	2,180,801	475,238
Allocations to Component Unit	303,000	309,263	309,263	-	309,263	-
Total Miscellaneous	5,528,887	4,117,397	3,225,194	349,806	3,575,000	542,397
Total General Government - Legislative and Executive	29,675,369	30,979,244	27,621,804	865,854	28,487,658	2,491,586
Judicial:						
Court of Appeals:						
Contractual Services	197,211	197,211	163,888	-	163,888	33,323
Total Court of Appeals	197,211	197,211	163,888	-	163,888	33,323

(continued)

Lorain County, Ohio
Schedule of Revenues, Expenditures and Changes in
Fund Balance - Budget and Actual (Non-GAAP Basis)
General Fund (continued)
For the Year Ended December 31, 2005

	Original Budget	Final Budget	Actual	Encumbrances	Actual Plus Encumbrances	Variance with Final Budget Positive (Negative)
Common Pleas Court:						
Salaries and Wages	1,960,164	2,022,420	1,963,578	-	1,963,578	58,842
Fringe Benefits	319,369	316,914	295,695	-	295,695	21,219
Supplies and Materials	49,451	56,701	37,261	-	37,261	19,440
Contractual Services	992,302	1,253,360	1,152,909	7,847	1,160,756	92,604
Equipment	58,612	54,573	22,723	1,463	24,186	30,387
Other	30,860	37,435	21,573	-	21,573	15,862
Total Common Pleas Court	3,410,758	3,741,403	3,493,739	9,310	3,503,049	238,354
Domestic Relations-Domestic Relations:						
Salaries and Wages	2,126,000	2,083,550	2,082,072	-	2,082,072	1,478
Fringe Benefits	340,264	321,795	317,492	-	317,492	4,303
Supplies and Materials	35,674	41,166	34,783	-	34,783	6,383
Contractual Services	19,941	21,654	21,096	91	21,187	467
Equipment	49,706	64,089	55,842	1,881	57,723	6,366
Other	28,150	32,127	31,355	-	31,355	772
Total Domestic Relations - Domestic Relations	2,599,735	2,564,381	2,542,640	1,972	2,544,612	19,769
Domestic Relations-Juvenile Probation:						
Salaries and Wages	1,468,372	1,478,418	1,468,191	-	1,468,191	10,227
Fringe Benefits	227,672	227,670	225,952	-	225,952	1,718
Supplies and Materials	43,958	41,569	38,326	1,000	39,326	2,243
Contractual Services	423,374	413,979	399,286	-	399,286	14,693
Equipment	36,777	48,077	30,014	16,090	46,104	1,973
Other	35,000	42,285	40,818	-	40,818	1,467
Total Domestic Relations - Juvenile Probation	2,235,153	2,251,998	2,202,587	17,090	2,219,677	32,321
Domestic Relations-Juvenile Detention Home:						
Salaries and Wages	1,145,000	1,159,535	1,154,294	-	1,154,294	5,241
Fringe Benefits	177,815	181,323	180,202	-	180,202	1,121
Supplies and Materials	119,290	98,067	92,456	3,985	96,441	1,626
Contractual Services	421,668	431,395	406,382	9,883	416,265	15,130
Equipment	26,949	37,449	27,953	6,920	34,873	2,576
Other	744	694	375	-	375	319
Total Domestic Relations-Juvenile Detention Home	1,891,466	1,908,463	1,861,662	20,788	1,882,450	26,013
Domestic Relations-Child Support:						
Salaries and Wages	207,000	421,000	420,625	-	420,625	375
Fringe Benefits	102,854	189,712	181,281	-	181,281	8,431
Supplies and Materials	23,740	15,250	12,175	3,000	15,175	75
Contractual Services	29,941	49,305	49,099	-	49,099	206
Equipment	975	8,375	7,512	-	7,512	863
Other	4,700	6,000	5,684	-	5,684	316
Total Domestic Relations-Child Support:	369,210	689,642	676,376	3,000	679,376	10,266

(continued)

Lorain County, Ohio
Schedule of Revenues, Expenditures and Changes in
Fund Balance - Budget and Actual (Non-GAAP Basis)
General Fund (continued)
For the Year Ended December 31, 2005

	Original Budget	Final Budget	Actual	Encumbrances	Actual Plus Encumbrances	Variance with Final Budget Positive (Negative)
Domestic Relations-Hazel Webber Home:						
Salaries and Wages	480,000	515,000	504,867	-	504,867	10,133
Fringe Benefits	74,527	80,786	78,588	-	78,588	2,198
Supplies and Materials	7,134	14,714	13,633	-	13,633	1,081
Contractual Services	39,494	41,078	37,093	600	37,693	3,385
Equipment	5,475	8,596	3,069	2,500	5,569	3,027
Other	344	599	354	-	354	245
Total Domestic Relations-Hazel Webber Home	606,974	660,773	637,604	3,100	640,704	20,069
Probate Court:						
Salaries and Wages	486,938	494,071	490,752	-	490,752	3,319
Fringe Benefits	74,701	77,444	77,072	-	77,072	372
Supplies and Materials	12,642	12,740	12,154	-	12,154	586
Contractual Services	31,806	44,147	42,308	-	42,308	1,839
Equipment	13,195	5,595	5,083	-	5,083	512
Other	3,608	8,108	5,566	-	5,566	2,542
Total Probate Court	622,890	642,105	632,935	-	632,935	9,170
Clerk of Courts:						
Salaries and Wages	1,053,436	1,151,687	1,137,625	-	1,137,625	14,062
Fringe Benefits	153,005	170,906	170,859	-	170,859	47
Supplies and Materials	32,522	38,343	37,323	771	38,094	249
Contractual Services	53,704	38,716	36,687	2,029	38,716	-
Equipment	22,623	3,401	3,401	-	3,401	-
Other	7,799	15,106	15,070	-	15,070	36
Total Clerk of Courts	1,323,089	1,418,159	1,400,965	2,800	1,403,765	14,394
Municipal Court:						
Salaries and Wages	623,733	548,733	466,023	-	466,023	82,710
Fringe Benefits	143,666	133,235	90,505	-	90,505	42,730
Contractual Services	402,069	484,069	402,837	-	402,837	81,232
Total Municipal Courts	1,169,468	1,166,037	959,365	-	959,365	206,672
Education Law Libraries:						
Salaries and Wages	108,576	110,367	110,180	-	110,180	187
Fringe Benefits	17,747	16,142	16,090	-	16,090	52
Total Education Law Libraries	126,323	126,509	126,270	-	126,270	239
Total General Government - Judicial	14,552,277	15,366,681	14,698,031	58,060	14,756,091	610,590

(continued)

Lorain County, Ohio
Schedule of Revenues, Expenditures and Changes in
Fund Balance - Budget and Actual (Non-GAAP Basis)
General Fund (continued)
For the Year Ended December 31, 2005

	Original Budget	Final Budget	Actual	Encumbrances	Actual Plus Encumbrances	Variance with Final Budget Positive (Negative)
Public Safety:						
Coroner:						
Salaries and Wages	328,847	299,347	297,552	-	297,552	1,795
Fringe Benefits	51,156	51,583	47,440	-	47,440	4,143
Supplies and Materials	2,250	2,250	813	-	813	1,437
Contractual Services	78,488	108,613	70,091	24,332	94,423	14,190
Equipment	9,303	6,503	5,646	-	5,646	857
Other	14,428	15,428	13,566	35	13,601	1,827
Total Coroner	484,472	483,724	435,108	24,367	459,475	24,249
Sheriff:						
Salaries and Wages	4,557,178	4,908,999	4,884,570	-	4,884,570	24,429
Fringe Benefits	809,942	842,761	828,501	-	828,501	14,260
Supplies and Materials	217,510	244,465	196,955	34,389	231,344	13,121
Contractual Services	152,555	155,467	130,261	11,948	142,209	13,258
Equipment	416,883	349,544	311,729	34,559	346,288	3,256
Other	89,862	134,529	104,375	-	104,375	30,154
Total Sheriff	6,243,930	6,635,765	6,456,391	80,896	6,537,287	98,478
Hazardous Materials Coordination:						
Salaries and Wages	57,414	61,335	61,052	-	61,052	283
Fringe Benefits	8,752	9,557	9,531	-	9,531	26
Supplies and Materials	366	366	-	-	-	366
Equipment	2,110	10	-	-	-	10
Other	5,314	5,314	3,551	-	3,551	1,763
Total Hazardous Materials Coordination	73,956	76,582	74,134	-	74,134	2,448
Community Disaster Services:						
Salaries and Wages	96,760	103,877	103,717	-	103,717	160
Fringe Benefits	14,564	16,105	16,101	-	16,101	4
Supplies and Materials	8,908	8,908	6,541	-	6,541	2,367
Contractual Services	24,619	25,719	22,312	1,094	23,406	2,313
Equipment	25,028	22,028	15,036	-	15,036	6,992
Other	5,509	9,509	4,518	-	4,518	4,991
Total Community Disaster Services	175,388	186,146	168,225	1,094	169,319	16,827
Total Public Safety	6,977,746	7,382,217	7,133,858	106,357	7,240,215	142,002

(continued)

Lorain County, Ohio
Schedule of Revenues, Expenditures and Changes in
Fund Balance - Budget and Actual (Non-GAAP Basis)
General Fund (continued)
For the Year Ended December 31, 2005

	<u>Original Budget</u>	<u>Final Budget</u>	<u>Actual</u>	<u>Encumbrances</u>	<u>Actual Plus Encumbrances</u>	<u>Variance with Final Budget Positive (Negative)</u>
Public Works:						
Engineer:						
Salaries and Wages	219,364	215,364	214,704	-	214,704	660
Fringe Benefits	33,303	34,319	33,715	-	33,715	604
Supplies and Materials	4,247	15,047	3,440	10,576	14,016	1,031
Contractual Services	3,900	-	-	-	-	-
Equipment	13,777	12,261	9,844	1,914	11,758	503
Other	3,669	1,369	1,071	-	1,071	298
Total Public Works	<u>278,260</u>	<u>278,360</u>	<u>262,774</u>	<u>12,490</u>	<u>275,264</u>	<u>3,096</u>
Health:						
Registration of Vital Statistics:						
Contractual Services	4,971	4,971	3,524	-	3,524	1,447
Total Health	<u>4,971</u>	<u>4,971</u>	<u>3,524</u>	<u>-</u>	<u>3,524</u>	<u>1,447</u>
Human Services:						
Workforce Development Agency:						
Salaries and Wages	236,413	263,354	254,043	-	254,043	9,311
Fringe Benefits	115,647	117,922	116,594	-	116,594	1,328
Total Workforce Development Agency	<u>352,060</u>	<u>381,276</u>	<u>370,637</u>	<u>-</u>	<u>370,637</u>	<u>10,639</u>
Soldiers' Relief Commission Board:						
Salaries and Wages	247,241	247,241	228,833	-	228,833	18,408
Fringe Benefits	41,002	41,556	35,226	-	35,226	6,330
Supplies and Materials	21,650	26,464	11,583	11,684	23,267	3,197
Contractual Services	3,519	3,619	1,176	-	1,176	2,443
Equipment	6,972	7,254	6,062	756	6,818	436
Other	391,746	386,882	372,552	4,250	376,802	10,080
Total Soldiers' Relief Commission Board	<u>712,130</u>	<u>713,016</u>	<u>655,432</u>	<u>16,690</u>	<u>672,122</u>	<u>40,894</u>
Public Assistance:						
Other - Grants	1,600,749	1,600,749	1,537,658	-	1,537,658	63,091
Total Public Assistance	<u>1,600,749</u>	<u>1,600,749</u>	<u>1,537,658</u>	<u>-</u>	<u>1,537,658</u>	<u>63,091</u>
Total Human Services	<u>2,664,939</u>	<u>2,695,041</u>	<u>2,563,727</u>	<u>16,690</u>	<u>2,580,417</u>	<u>114,624</u>
Capital Outlay:						
Capital Improvements	1,016,268	2,887,046	733,667	1,826,252	2,559,919	327,127
Total Capital Outlay	<u>1,016,268</u>	<u>2,887,046</u>	<u>733,667</u>	<u>1,826,252</u>	<u>2,559,919</u>	<u>327,127</u>

(continued)

Lorain County, Ohio
Schedule of Revenues, Expenditures and Changes in
Fund Balance - Budget and Actual (Non-GAAP Basis)
General Fund (continued)
For the Year Ended December 31, 2005

	<u>Original Budget</u>	<u>Final Budget</u>	<u>Actual</u>	<u>Encumbrances</u>	<u>Actual Plus Encumbrances</u>	<u>Variance with Final Budget Positive (Negative)</u>
Intergovernmental:						
Contractual Services	9,235	3,718	-	3,400	3,400	318
Other - Grants	481,155	481,155	464,284	-	464,284	16,871
Total Intergovernmental	<u>490,390</u>	<u>484,873</u>	<u>464,284</u>	<u>3,400</u>	<u>467,684</u>	<u>17,189</u>
Total Expenditures	<u>55,660,220</u>	<u>60,078,433</u>	<u>53,481,669</u>	<u>2,889,103</u>	<u>56,370,772</u>	<u>3,707,661</u>
Excess (Deficiency) of Revenues Over (Under) Expenditures	(5,257,541)	(4,938,384)	1,813,636	(2,889,103)	(1,075,467)	3,862,917
Other Financing Sources (Uses)						
Advances - In	2,009,559	3,326,692	3,329,692	-	3,329,692	3,000
Advances - Out	-	(3,604,626)	(3,599,432)	-	(3,599,432)	5,194
Operating Transfers - In	-	105,938	105,938	-	105,938	-
Operating Transfers - Out	(16,591,527)	(13,290,044)	(3,440,437)	-	(3,440,437)	9,849,607
Total Other Financing (Uses)	<u>(14,581,968)</u>	<u>(13,462,040)</u>	<u>(3,604,239)</u>	<u>-</u>	<u>(3,604,239)</u>	<u>9,857,801</u>
(Deficiency) of Revenues and Other Financing Uses (Under) Expenditures and Other Financing Uses	(19,839,509)	(18,400,424)	(1,790,603)	<u>\$ (2,889,103)</u>	<u>\$ (4,679,706)</u>	<u>\$ 13,720,718</u>
Fund Balance at Beginning of Year	<u>22,200,589</u>	<u>22,200,589</u>	<u>22,200,589</u>			
Fund Balance at End of Year	<u>\$ 2,361,080</u>	<u>\$ 3,800,165</u>	<u>\$ 20,409,986</u>			

Lorain County, Ohio

NonMajor Governmental Funds

The Special Revenue Funds are used to account for the proceeds of specific revenue sources (other than for major capital projects) that are legally restricted to expenditure for specified purposes. Following is a description of all special revenue funds:

Alcohol and Drug Service Board – To account for Federal and State grants used to pay the costs of contracts with local alcohol and drug agencies that provide services to the public at large.

T-Federal – To account for Federal and State grants used to pay costs of juvenile and senior citizens programs.

Community Development Block Grant - To account for revenue from the Federal government and expenditures as prescribed under the Community Block Grant program.

Lorain Area Microloan Program – To account for funds and technical assistance to small businesses that due to size or credit reasons do not qualify for bank financing.

Computerized Legal Research – To account for revenues derived from charges for services expended for computerizing the Legal Research Department.

Jail Facility Operation – To account for sales tax revenues used to operate the county's jail facilities.

Dog and Kennel – To account for the dog warden's operations, financed by the sale of dog tags and fine collections.

Recycle Ohio – To account for State and Local match grants used for promoting recycling in Lorain County.

Solid Waste – To account for fees received from Browning Ferris Inc. and State grants used for the operation of a solid waste management program.

Justice Assistance Grant Program- To account for federal grants used to support law enforcement programs.

Real Estate Assessment – To account for state mandated, countywide real estate appraisals that are funded by charges to the County's political subdivisions.

DRETAC – To account for five percent of all certified delinquent real estate taxes, personal property taxes and assessments used for the purpose of collecting delinquent property taxes and special assessments.

Certificate of Title – To account for revenues derived from charges for services expended for purchase of equipment and supplies for the clerk of courts certificate of title office.

Recorder's Equipment – To account for revenues derived from charges for services expended for purchase of equipment and supplies for the recorder's office.

Intensive Supervision – To account for various revenues used for supervision of criminal offenders.

Motor Vehicle Gasoline Tax – To account for revenue derived from motor vehicle license registrations and gasoline tax. Expenditures are restricted by State law to County road and bridge repair and improvement programs.

Drug Court – To account for State grants used to help rehabilitate juveniles that have drug addiction problems.

Bascule Bridge – To account for Federal grants used to maintain Bascule Bridge located in the County.

Lorain County, Ohio
NonMajor Governmental Funds

Community Housing Improvement – To account for Federal and State grants used for community housing improvement projects.

Youth Services – To account for State grants used for youth employment projects, group homes and juvenile delinquency prevention programs.

Reclaim Ohio – To account for State grants used for various delinquent juvenile programs.

Medically Handicapped Child – To account for expenditures to the Ohio Department of Health Bureau for Children with Medical Handicaps for treatment services provided to county residents.

Indigent Guardianship – To account for revenues used for Probate Court cases involving guardianship of indigent individuals.

County Probation Services – To account for adults on probation that pay supervision fees to Clerk of Courts.

TB Clinic – To account for a property tax levy used to operate a tuberculosis clinic.

Court Mediation – To account for fees for all civil cases in Common Pleas Court.

County Erosion Control – To account for repayment of funds advanced for the erosion control loan program.

Supportive Living – To account for the State grants used for housing disabled persons capable of living in a group home facility.

Community Mental Health Medicaid – To account for paid Medicaid claims with federal reimbursement for mental health services for Lorain County.

Golden Acres – To account for the receipt of State grants and property taxes as well as other monies to operate the County's nursing home and County home.

Metropolitan Enforcement Group – To account for the receipt of State grants used for the operation of a local drug enforcement program.

Crime Laboratory – To account for revenues used for operation of the crime laboratory.

911 System – To account for tax revenues expended for operations of a County 911 system.

Child Support Enforcement Agency – To account for the receipt of Federal and State grants used for processing and enforcing court ordered child support payments.

Drug Enforcement – To account for State grants and donations for the D.A.R.E. program.

Law Enforcement Trust – To account for fines and forfeitures, which are collected and subsequently allocated to various recipients.

Ditch Maintenance – To account for the maintenance of all county owned ditches.

Public Safety - To account for grants for the purpose of promoting Homeland Safety Awareness in Lorain County.

Litter Control – To account for State grants for the purpose of implementing a litter prevention program.

Lorain County, Ohio
NonMajor Governmental Funds

Linkages Plus/Bryne Memorial – To account for State grants to allow for counseling programs and treatment options for young offenders aged 17 – 23.

P.A.I.R. – To account for State grants for adolescents for intervention and rehabilitation for drug and alcohol issues for juveniles.

Local Law Enforcement Block Grant – To account for Federal grants for the purchase of equipment for the Lorain County Sheriff's office.

Violent Offender – To account for Local funds (Mental Health Board) used to assist juvenile delinquents.

Marriage Licenses – To account for fees for obtaining a marriage license in Probate Court.

Medicaid Outreach – To account for Federal and State grants related to welfare reform.

Court Security – Grant from Ohio Supreme Court to increase security measures for the Lorain County Court System.

Criminal History On-Line – To account for Federal and State grants to allow the tracking of domestic violence cases throughout Lorain County.

MRDD-Medicaid – To account for Federal and State funds used for the mentally disabled eligible for Medicaid.

Prosecutor's Victim Witness – To account for State funds to pay salaries for victim advocates employed by the Lorain County Prosecutor.

Enforcement and Education – To account for DUI fines throughout Lorain County, which enables the County Sheriff to purchase equipment.

Juvenile School Liaison – To account for grants for juvenile justice and delinquency prevention.

Help America Vote Act – To account for monies spent on the upgrading the Board of Elections hardware and software to accommodate the statewide voter registration system.

MRDD – Capital – To account for the funding of construction projects related to the Board of Mental Retardation.

Workforce Investment Act – To allocate federal funds to different entities based upon how county or Municipal Corporation administers its workforce development activities.

Sheriff's Concealed Handgun – To account for license fees to enable county residents to carry concealed handguns.

Juvenile Indigent Alcohol Program – To help fund the rehabilitation of juveniles with drug or alcohol problems.

Atrazine Grant Program – To monitor pesticides in county streams and water supply.

Prosecutor's Adult Diversion Program – To account for fees paid by adult defenders that enter into rehabilitation programs.

AIM Program – To fund the electronic monitoring of juveniles serving in home sentences.

Lorain County, Ohio
NonMajor Governmental Funds

Domestic Relations Title IV-E – To account for state grants for juvenile court programming and administrative costs associated with special needs cases.

Debt Service Fund – The Debt Service Fund is used to account for the accumulation of financial resources for, and the payment of, long-term debt principal, interest, and related costs.

Jail Facility Construction – To account for the County sales tax used to construct a jail facility.

Lorain County, Ohio
Combining Balance Sheet
Nonmajor Governmental Funds
December 31, 2005

	Nonmajor Special Revenue Funds				
	Alcohol and Drug Service Board	T-Federal	Community Development Block Grant	Lorain Area Microloan Program	Computerized Legal Research
Assets					
Cash and Cash Equivalents	\$ 560,160	\$ 43,982	\$ 703,160	\$ 176,224	\$ 656,476
Cash with Fiscal and Escrow	-	-	243,556	-	-
Cash in Segregated Accounts	5	-	-	-	-
Receivables, Net of Allowances	2,001,884	2,154	1,376,448	-	9,820
Notes Receivable	-	-	420,793	128,674	-
Due from Other Funds	-	-	-	-	-
Inventory	1,771	-	-	-	-
Total Assets	\$ 2,563,820	\$ 46,136	\$ 2,743,957	\$ 304,898	\$ 666,296
Liabilities					
Accounts Payable	\$ 404,724	\$ 2,973	\$ 17,972	\$ 128,674	\$ 14,483
Contracts Payable	-	-	11,018	-	-
Retainage Payable	-	-	3,688	-	-
Intergovernmental Payable	5,248	1,301	-	-	-
Advance from Other Funds	-	-	-	-	-
Due to Other Funds/Interfund Pay.	34,140	-	889,673	-	-
Deferred Revenue	1,237,911	2,154	1,376,448	-	-
Total Liabilities	1,682,023	6,428	2,298,799	128,674	14,483
Fund Balances					
Reserved for:					
Encumbrances	-	-	517,280	-	4,800
Inventory	1,771	-	-	-	-
Notes Receivable	-	-	420,793	128,674	-
Debt Service	-	-	-	-	-
Unreserved	880,026	39,708	(492,915)	47,550	647,013
Total Fund Balances (Deficit)	881,797	39,708	445,158	176,224	651,813
Total Liabilities and Fund Balances	\$ 2,563,820	\$ 46,136	\$ 2,743,957	\$ 304,898	\$ 666,296

Nonmajor Special Revenue Funds

Jail Facility Operation	Dog and Kennel	Recycle Ohio	Solid Waste	Justice Assistance Grant Program	Real Estate Assessment
\$ 871,353	\$ 86,334	\$ 11,642	\$ 1,974,045	\$ 24,863	\$ 3,934,135
-	-	-	409,291	-	-
-	2,042	-	-	-	3,390
1,123,132	1,900	38,520	626,795	-	3,390
-	-	-	50,000	-	-
-	-	-	-	-	-
-	-	-	-	-	-
<u>\$ 1,994,485</u>	<u>\$ 90,276</u>	<u>\$ 50,162</u>	<u>\$ 3,060,131</u>	<u>\$ 24,863</u>	<u>\$ 3,940,915</u>
\$ 531,034	\$ 17,014	\$ 3,845	\$ 30,509	\$ -	\$ 62,334
85,158	-	-	19,019	-	300,359
-	-	-	-	-	-
176,003	4,739	-	64,098	-	23,058
-	-	-	-	-	-
-	72,000	-	-	-	1,906
-	-	-	-	-	-
<u>792,195</u>	<u>93,753</u>	<u>3,845</u>	<u>113,626</u>	<u>-</u>	<u>387,657</u>
16,406	-	-	34,449	-	721,992
-	-	-	-	-	-
-	-	-	403,659	-	-
-	-	-	-	-	-
1,185,884	(3,477)	46,317	2,508,397	24,863	2,831,266
<u>1,202,290</u>	<u>(3,477)</u>	<u>46,317</u>	<u>2,946,505</u>	<u>24,863</u>	<u>3,553,258</u>
<u>\$ 1,994,485</u>	<u>\$ 90,276</u>	<u>\$ 50,162</u>	<u>\$ 3,060,131</u>	<u>\$ 24,863</u>	<u>\$ 3,940,915</u>

(continued)

Lorain County, Ohio
 Combining Balance Sheet
 Nonmajor Governmental Funds (continued)
 December 31, 2005

	Nonmajor Special Revenue Funds				
	DRETAC	Certificate of Title	Recorder's Equipment	Intensive Supervision	Motor Vehicle Gasoline Tax
Assets					
Cash and Cash Equivalents	\$ 685,740	\$ 47,361	\$ 309,316	\$ 85,016	\$ 896,145
Cash with Fiscal and Escrow	-	-	-	-	-
Cash in Segregated Accounts	-	-	-	-	-
Receivables, Net of Allowances	1,400	18,516	4,927	240,244	614,461
Notes Receivable	-	-	-	-	-
Due from Other Funds	-	-	-	-	11,470
Inventory	-	-	-	-	605,831
Total Assets	\$ 687,140	\$ 65,877	\$ 314,243	\$ 325,260	\$ 2,127,907
Liabilities					
Accounts Payable	\$ 25,134	\$ 58,347	\$ -	\$ 22,796	\$ 440,299
Contracts Payable	-	-	1,235	-	11,061
Retainage Payable	-	-	-	-	-
Intergovernmental Payable	7,459	19,614	-	7,625	93,710
Advance from Other Funds	-	-	-	-	-
Due to Other Funds/Interfund Pay.	-	-	-	-	-
Deferred Revenue	-	-	-	120,122	-
Total Liabilities	32,593	77,961	1,235	150,543	545,070
Fund Balances					
Reserved for:					
Encumbrances	1,789	12,187	-	-	140,805
Inventory	-	-	-	-	605,831
Notes Receivable	-	-	-	-	-
Debt Service	-	-	-	-	-
Unreserved	652,758	(24,271)	313,008	174,717	836,201
Total Fund Balances (Deficit)	654,547	(12,084)	313,008	174,717	1,582,837
Total Liabilities and Fund Balances	\$ 687,140	\$ 65,877	\$ 314,243	\$ 325,260	\$ 2,127,907

Nonmajor Special Revenue Funds

Drug Court	Bascule Bridge	Community Housing Improvement	Youth Services	Reclaim Ohio	Medically Handicapped Child
\$ 22,747	\$ 32,215	\$ 70,163	\$ 205,216	\$ 1,575,383	\$ 375,382
-	-	-	-	-	-
24,532	55,409	676,068	74,280	866,281	-
34,140	-	-	-	-	-
-	-	-	-	-	-
<u>\$ 81,419</u>	<u>\$ 87,624</u>	<u>\$ 746,231</u>	<u>\$ 279,496</u>	<u>\$ 2,441,664</u>	<u>\$ 375,382</u>
\$ 10,104	\$ 33,234	\$ 2,729	\$ 22,303	\$ 91,512	\$ -
-	-	-	-	-	-
1,866	8,579	-	5,089	30,671	37,087
-	105,000	127,500	100,000	-	-
-	14,000	-	1,882	-	-
24,532	-	676,068	14,414	421,429	-
<u>36,502</u>	<u>160,813</u>	<u>806,297</u>	<u>143,688</u>	<u>543,612</u>	<u>37,087</u>
-	331	9,455	2,730	2	-
-	-	-	-	-	-
-	-	-	-	-	-
44,917	(73,520)	(69,521)	133,078	1,898,050	338,295
<u>44,917</u>	<u>(73,189)</u>	<u>(60,066)</u>	<u>135,808</u>	<u>1,898,052</u>	<u>338,295</u>
<u>\$ 81,419</u>	<u>\$ 87,624</u>	<u>\$ 746,231</u>	<u>\$ 279,496</u>	<u>\$ 2,441,664</u>	<u>\$ 375,382</u>

(continued)

Lorain County, Ohio
Combining Balance Sheet
Nonmajor Governmental Funds (continued)
December 31, 2005

Nonmajor Special Revenue Funds					
	Indigent Guardianship	County Probation Services	TB Clinic	Court Mediation	County Erosion Control
Assets					
Cash and Cash Equivalents	\$ 160,049	\$ 202,693	\$ 702,208	\$ 356,702	\$ 8,618
Cash with Fiscal and Escrow	-	-	-	-	-
Cash in Segregated Accounts	-	-	7,970	-	-
Receivables, Net of Allowances	1,120	9,392	443,438	16,950	-
Notes Receivable	-	-	-	-	-
Due from Other Funds	-	-	-	-	-
Inventory	-	-	5,698	-	-
Total Assets	<u>\$ 161,169</u>	<u>\$ 212,085</u>	<u>\$ 1,159,314</u>	<u>\$ 373,652</u>	<u>\$ 8,618</u>
Liabilities					
Accounts Payable	\$ -	\$ 8,421	\$ 21,720	\$ 7,180	\$ -
Contracts Payable	-	-	-	-	-
Retainage Payable	-	-	-	-	-
Intergovernmental Payable	-	3,101	7,507	2,067	-
Advance from Other Funds	-	-	-	-	9,403
Due to Other Funds/Interfund Pay.	-	-	-	-	9,000
Deferred Revenue	-	-	443,438	-	-
Total Liabilities	<u>-</u>	<u>11,522</u>	<u>472,665</u>	<u>9,247</u>	<u>18,403</u>
Fund Balances					
Reserved for:					
Encumbrances	-	-	-	1,545	-
Inventory	-	-	5,698	-	-
Notes Receivable	-	-	-	-	-
Debt Service	-	-	-	-	-
Unreserved	161,169	200,563	680,951	362,860	(9,785)
Total Fund Balances (Deficit)	<u>161,169</u>	<u>200,563</u>	<u>686,649</u>	<u>364,405</u>	<u>(9,785)</u>
Total Liabilities and Fund Balances	<u>\$ 161,169</u>	<u>\$ 212,085</u>	<u>\$ 1,159,314</u>	<u>\$ 373,652</u>	<u>\$ 8,618</u>

Nonmajor Special Revenue Funds

Supportive Living	Community Mental Health Medicaid	Golden Acres	Metropolitan Enforcement Group	Crime Laboratory	911 System
\$ 1,601,159	\$ -	\$ 1,817,077	\$ 691,545	\$ 1,277,399	\$ 3,588,427
-	-	-	28,667	-	-
623,805	-	376,482	464,478	184,957	1,830,243
-	-	-	-	-	-
-	-	58,945	-	-	-
<u>\$ 2,224,964</u>	<u>\$ -</u>	<u>\$ 2,252,504</u>	<u>\$ 1,184,690</u>	<u>\$ 1,462,356</u>	<u>\$ 5,418,670</u>
\$ 193,637	\$ -	\$ 230,595	\$ 33,890	\$ 2,593	\$ 48,733
15,550	-	-	-	-	-
-	-	-	-	-	-
58,706	-	55,505	8,169	1,094	16,552
-	-	-	-	-	-
-	-	-	-	-	-
-	-	-	425,114	184,957	1,830,243
<u>267,893</u>	<u>-</u>	<u>286,100</u>	<u>467,173</u>	<u>188,644</u>	<u>1,895,528</u>
95,073	-	88,482	5,351	-	392,991
-	-	58,945	-	-	-
-	-	-	-	-	-
-	-	-	-	-	-
1,861,998	-	1,818,977	712,166	1,273,712	3,130,151
<u>1,957,071</u>	<u>-</u>	<u>1,966,404</u>	<u>717,517</u>	<u>1,273,712</u>	<u>3,523,142</u>
<u>\$ 2,224,964</u>	<u>\$ -</u>	<u>\$ 2,252,504</u>	<u>\$ 1,184,690</u>	<u>\$ 1,462,356</u>	<u>\$ 5,418,670</u>

(continued)

Lorain County, Ohio
 Combining Balance Sheet
 Nonmajor Governmental Funds (continued)
 December 31, 2005

	Nonmajor Special Revenue Funds				
	Child Support Enforcement Agency	Drug Enforcement	Law Enforcement Trust	Ditch Maintenance	Public Safety
Assets					
Cash and Cash Equivalents	\$ 3,870,686	\$ 18,998	\$ 1,230,399	\$ 145,622	\$ 292,177
Cash with Fiscal and Escrow	-	-	-	-	-
Cash in Segregated Accounts	-	238,419	-	-	-
Receivables, Net of Allowances	2,412,608	-	-	63,170	588,790
Notes Receivable	-	-	-	-	-
Due from Other Funds	-	-	-	-	-
Inventory	1,536	2,314	-	-	-
Total Assets	\$ 6,284,830	\$ 259,731	\$ 1,230,399	\$ 208,792	\$ 880,967
Liabilities					
Accounts Payable	\$ 170,914	\$ -	\$ -	\$ 11,292	\$ 55,295
Contracts Payable	-	-	-	-	-
Retainage Payable	-	-	-	-	-
Intergovernmental Payable	61,119	-	-	-	-
Advance from Other Funds	-	-	-	-	77,540
Due to Other Funds/Interfund Pay.	175,834	-	-	-	-
Deferred Revenue	2,144,570	-	-	48,170	7,200
Total Liabilities	2,552,437	-	-	59,462	140,035
Fund Balances					
Reserved for:					
Encumbrances	323,532	-	-	4,530	33,919
Inventory	1,536	2,314	-	-	-
Notes Receivable	-	-	-	-	-
Debt Service	-	-	-	-	-
Unreserved	3,407,325	257,417	1,230,399	144,800	707,013
Total Fund Balances (Deficit)	3,732,393	259,731	1,230,399	149,330	740,932
Total Liabilities and Fund Balances	\$ 6,284,830	\$ 259,731	\$ 1,230,399	\$ 208,792	\$ 880,967

Nonmajor Special Revenue Funds

Litter Control	Linkages Plus/Byrne Memorial	P.A.I.R.	Local Law Enforcement Block Grant	Violent Offender	Marriage Licenses
\$ 629	\$ 18	\$ 99,264	\$ 661	\$ 48,384	\$ 69,654
-	-	-	-	-	-
-	-	-	-	19,560	2,144
-	-	2,445	-	-	-
-	-	-	-	-	-
<u>\$ 629</u>	<u>\$ 18</u>	<u>\$ 101,709</u>	<u>\$ 661</u>	<u>\$ 67,944</u>	<u>\$ 71,798</u>
\$ -	\$ -	\$ -	\$ -	\$ 1,641	\$ 31,239
-	-	-	-	-	-
-	-	-	-	-	-
-	-	-	-	-	-
-	-	-	-	-	-
-	-	-	-	1,641	31,239
-	-	-	-	-	-
-	-	-	-	-	-
-	-	-	-	-	-
629	18	101,709	661	66,303	40,559
<u>629</u>	<u>18</u>	<u>101,709</u>	<u>661</u>	<u>66,303</u>	<u>40,559</u>
<u>\$ 629</u>	<u>\$ 18</u>	<u>\$ 101,709</u>	<u>\$ 661</u>	<u>\$ 67,944</u>	<u>\$ 71,798</u>

(continued)

Lorain County, Ohio
 Combining Balance Sheet
 Nonmajor Governmental Funds (continued)
 December 31, 2005

	<u>Nonmajor Special Revenue Funds</u>				
	<u>Medicaid Outreach</u>	<u>Court Security</u>	<u>Criminal History On-Line</u>	<u>MRDD- Medicaid</u>	<u>Prosecutor's Victim Witness</u>
Assets					
Cash and Cash Equivalents	\$ 1	\$ 39,605	\$ 8,506	\$ 229,276	\$ 58,587
Cash with Fiscal and Escrow	-	-	-	-	-
Cash in Segregated Accounts	-	-	-	-	-
Receivables, Net of Allowances	-	-	-	-	80,082
Notes Receivable	-	-	-	-	-
Due from Other Funds	-	-	-	-	-
Inventory	-	-	-	-	-
Total Assets	<u>\$ 1</u>	<u>\$ 39,605</u>	<u>\$ 8,506</u>	<u>\$ 229,276</u>	<u>\$ 138,669</u>
Liabilities					
Accounts Payable	\$ -	\$ -	\$ -	\$ 93,125	\$ 6,720
Contracts Payable	-	-	-	-	-
Retainage Payable	-	-	-	-	-
Intergovernmental Payable	-	-	-	31,142	2,126
Advance from Other Funds	-	-	-	-	-
Due to Other Funds/Interfund Pay.	-	-	-	-	29,496
Deferred Revenue	-	-	-	-	55,360
Total Liabilities	<u>-</u>	<u>-</u>	<u>-</u>	<u>124,267</u>	<u>93,702</u>
Fund Balances					
Reserved for:					
Encumbrances	-	-	-	5,958	-
Inventory	-	-	-	-	-
Notes Receivable	-	-	-	-	-
Debt Service	-	-	-	-	-
Unreserved	<u>1</u>	<u>39,605</u>	<u>8,506</u>	<u>99,051</u>	<u>44,967</u>
Total Fund Balances (Deficit)	<u>1</u>	<u>39,605</u>	<u>8,506</u>	<u>105,009</u>	<u>44,967</u>
Total Liabilities and Fund Balances	<u>\$ 1</u>	<u>\$ 39,605</u>	<u>\$ 8,506</u>	<u>\$ 229,276</u>	<u>\$ 138,669</u>

Nonmajor Special Revenue Funds

Enforcement and Education	Juvenile School Liaison	Help America Vote Act	MRDD-Capital	Workforce Investment Act	Sheriff's Concealed Handgun
\$ 17,732	\$ 15,086	\$ 36,219	\$ 333,001	\$ 1,549,064	\$ 57,827
-	-	-	-	-	-
-	5,833	-	-	1,045,198	-
-	-	-	-	-	-
-	-	-	-	-	-
<u>\$ 17,732</u>	<u>\$ 20,919</u>	<u>\$ 36,219</u>	<u>\$ 333,001</u>	<u>\$ 2,594,262</u>	<u>\$ 57,827</u>
\$ -	\$ 1,485	\$ 12,425	\$ 1,200	\$ 3,881	\$ -
-	-	-	-	322,844	-
-	-	-	-	-	-
-	-	-	-	-	2,209
-	-	-	-	81,069	-
-	5,833	-	-	442,861	-
<u>-</u>	<u>7,318</u>	<u>12,425</u>	<u>1,200</u>	<u>850,655</u>	<u>2,209</u>
-	-	-	38,243	191,538	-
-	-	-	-	-	-
-	-	-	-	-	-
-	-	-	-	-	-
17,732	13,601	23,794	293,558	1,552,069	55,618
<u>17,732</u>	<u>13,601</u>	<u>23,794</u>	<u>331,801</u>	<u>1,743,607</u>	<u>55,618</u>
<u>\$ 17,732</u>	<u>\$ 20,919</u>	<u>\$ 36,219</u>	<u>\$ 333,001</u>	<u>\$ 2,594,262</u>	<u>\$ 57,827</u>

(continued)

Lorain County, Ohio
Combining Balance Sheet
Nonmajor Governmental Funds (continued)
December 31, 2005

	Nonmajor Special Revenue Funds				
	Juvenile Indigent Alcohol Program	Atrazine Grant Program	Prosecutors Adult Diversion Program	AIM Program	Domestic Relations Title IV-E
Assets					
Cash and Cash Equivalents	\$ 1,135	\$ 13,694	\$ 10,750	\$ 41,100	\$ 650,541
Cash with Fiscal and Escrow	-	-	-	-	-
Cash in Segregated Accounts	-	-	-	-	-
Receivables, Net of Allowances	-	95,000	-	-	2,936,061
Notes Receivable	-	-	-	-	-
Due from Other Funds	-	-	-	-	-
Inventory	-	-	-	-	-
Total Assets	<u>\$ 1,135</u>	<u>\$ 108,694</u>	<u>\$ 10,750</u>	<u>\$ 41,100</u>	<u>\$ 3,586,602</u>
Liabilities					
Accounts Payable	\$ -	\$ -	\$ 6,000	\$ -	\$ -
Contracts Payable	-	-	-	-	-
Retainage Payable	-	-	-	-	-
Intergovernmental Payable	-	-	-	4,575	-
Advance from Other Funds	-	20,000	-	-	-
Due to Other Funds/Interfund Pay.	-	-	-	35,000	-
Deferred Revenue	-	83,413	-	-	2,463,379
Total Liabilities	<u>-</u>	<u>103,413</u>	<u>6,000</u>	<u>39,575</u>	<u>2,463,379</u>
Fund Balances					
Reserved for:					
Encumbrances	-	-	-	-	-
Inventory	-	-	-	-	-
Notes Receivable	-	-	-	-	-
Debt Service	-	-	-	-	-
Unreserved	<u>1,135</u>	<u>5,281</u>	<u>4,750</u>	<u>1,525</u>	<u>1,123,223</u>
Total Fund Balances (Deficit)	<u>1,135</u>	<u>5,281</u>	<u>4,750</u>	<u>1,525</u>	<u>1,123,223</u>
Total Liabilities and Fund Balances	<u>\$ 1,135</u>	<u>\$ 108,694</u>	<u>\$ 10,750</u>	<u>\$ 41,100</u>	<u>\$ 3,586,602</u>

Total Nonmajor Special Revenue Funds	Debt Service Fund	Capital Project		Total Nonmajor Governmental Funds
		Jail Facility Construction		
\$ 32,591,551	\$ 486,014	\$ 1,530,331		\$ 34,607,896
652,847	-	-		652,847
280,493	-	-		280,493
18,959,472	6,596,794	-		25,556,266
599,467	-	-		599,467
48,055	164,856	-		212,911
676,095	-	-		676,095
<u>\$ 53,807,980</u>	<u>\$ 7,247,664</u>	<u>\$ 1,530,331</u>		<u>\$ 62,585,975</u>
\$ 2,862,006	\$ 2,686	\$ -		\$ 2,864,692
766,244	-	-		766,244
3,688	-	-		3,688
740,019	-	-		740,019
439,443	230,000	-		669,443
1,344,000	192,121	-		1,536,121
12,007,616	6,591,436	-		18,599,052
<u>18,163,016</u>	<u>7,016,243</u>	<u>-</u>		<u>25,179,259</u>
2,643,388	-	395,000		3,038,388
676,095	-	-		676,095
953,126	-	-		953,126
-	231,421	-		231,421
31,372,355	-	1,135,331		32,507,686
<u>35,644,964</u>	<u>231,421</u>	<u>1,530,331</u>		<u>37,406,716</u>
<u>\$ 53,807,980</u>	<u>\$ 7,247,664</u>	<u>\$ 1,530,331</u>		<u>\$ 62,585,975</u>

Lorain County, Ohio
 Combining Statement of Revenues,
 Expenditures and Changes in Fund Balances
 Nonmajor Governmental Funds
 For the Year Ended December 31, 2005

	Nonmajor Special Revenue Funds				
	Alcohol and Drug Service Board	T-Federal	Community Development Block Grant	Lorain Area Microloan Program	Computerized Legal Research
Revenues					
Taxes					
Property	\$ -	\$ -	\$ -	\$ -	\$ -
Sales	-	-	-	-	-
Licenses, Permits, and Fees	-	-	-	-	-
Charges for Services	-	-	-	-	265,850
Fines and Forfeitures	-	-	-	-	-
Intergovernmental Revenue	4,368,557	26,733	499,828	-	-
Special Assessments	-	-	-	-	-
Interest Income	-	-	20,260	-	-
Other	18,937	11	26	6,691	-
Total Revenues	<u>4,387,494</u>	<u>26,744</u>	<u>520,114</u>	<u>6,691</u>	<u>265,850</u>
Expenditures					
Current:					
General Government:					
Legislative and Executive	34,140	-	-	-	147,021
Judicial	-	-	-	-	-
Public Safety	-	91,849	-	-	13,013
Public Works	-	-	-	-	-
Health	4,510,961	-	-	-	-
Human Services	-	-	-	-	-
Economic Development and Assistance	-	-	850,852	-	-
Debt Service:					
Principal Repayments	-	-	-	-	-
Interest Paid	-	-	-	-	-
Capital Outlay	-	-	-	-	-
Total Expenditures	<u>4,545,101</u>	<u>91,849</u>	<u>850,852</u>	<u>-</u>	<u>160,034</u>
Excess (Deficiency) of Revenues Over (Under) Expenditures	<u>(157,607)</u>	<u>(65,105)</u>	<u>(330,738)</u>	<u>6,691</u>	<u>105,816</u>
Other Financing Sources (Uses)					
Transfers In	-	71,802	10,045	-	-
Transfers Out	-	-	-	-	-
Payment to Refunded Bond Escrow Agent	-	-	-	-	-
Proceeds of Refunding Bonds	-	-	-	-	-
Premium on Refunding Bonds	-	-	-	-	-
Accrued Interest on Refunding Bonds	-	-	-	-	-
Premium on Notes	-	-	-	-	-
Total Other Financing Sources (Uses)	<u>-</u>	<u>71,802</u>	<u>10,045</u>	<u>-</u>	<u>-</u>
Net Change in Fund Balance	(157,607)	6,697	(320,693)	6,691	105,816
Fund Balance (Deficit) at Beginning of Year	1,039,307	33,011	765,851	169,533	545,997
Increase (Decrease) in Reserve for Inventory	<u>97</u>	<u>-</u>	<u>-</u>	<u>-</u>	<u>-</u>
Fund Balance (Deficit) at End of Year	<u>\$ 881,797</u>	<u>\$ 39,708</u>	<u>\$ 445,158</u>	<u>\$ 176,224</u>	<u>\$ 651,813</u>

Nonmajor Special Revenue Funds

Jail Facility Operation	Dog and Kennel	Recycle Ohio	Solid Waste	Justice Assistance Grant Program	Real Estate Assessment
\$ -	\$ -	\$ -	\$ -	\$ -	\$ -
7,344,440	-	-	-	-	-
-	244,730	-	3,280,682	-	-
-	-	-	-	-	2,751,036
-	22,532	-	-	-	-
-	-	332,668	-	64,863	-
-	-	-	-	-	-
-	-	-	9,558	-	-
58,239	13,389	-	59,809	-	-
<u>7,402,679</u>	<u>280,651</u>	<u>332,668</u>	<u>3,350,049</u>	<u>64,863</u>	<u>2,751,036</u>
-	-	-	-	-	3,095,687
-	-	-	-	-	-
10,787,997	-	-	-	40,000	-
-	-	-	-	-	-
-	368,182	293,361	2,926,614	-	-
-	-	-	-	-	-
-	-	-	-	-	-
-	-	-	-	-	-
-	-	-	-	-	-
<u>10,787,997</u>	<u>368,182</u>	<u>293,361</u>	<u>2,926,614</u>	<u>40,000</u>	<u>3,095,687</u>
<u>(3,385,318)</u>	<u>(87,531)</u>	<u>39,307</u>	<u>423,435</u>	<u>24,863</u>	<u>(344,651)</u>
3,180,000	-	-	-	-	-
-	-	-	-	-	-
-	-	-	-	-	-
-	-	-	-	-	-
-	-	-	-	-	-
<u>3,180,000</u>	<u>-</u>	<u>-</u>	<u>-</u>	<u>-</u>	<u>-</u>
(205,318)	(87,531)	39,307	423,435	24,863	(344,651)
1,407,608	84,054	7,010	2,523,070	-	3,897,909
-	-	-	-	-	-
<u>-</u>	<u>-</u>	<u>-</u>	<u>-</u>	<u>-</u>	<u>-</u>
<u>\$ 1,202,290</u>	<u>\$ (3,477)</u>	<u>\$ 46,317</u>	<u>\$ 2,946,505</u>	<u>\$ 24,863</u>	<u>\$ 3,553,258</u>

(continued)

Lorain County, Ohio
 Combining Statement of Revenues,
 Expenditures and Changes in Fund Balances
 Nonmajor Governmental Funds (continued)
 For the Year Ended December 31, 2005

	Nonmajor Special Revenue Funds				
	DRETAC	Certificate of Title	Recorder's Equipment	Intensive Supervision	Motor Vehicle Gasoline Tax
Revenues					
Taxes					
Property	\$ -	\$ -	\$ -	\$ -	\$ -
Sales	-	-	-	-	-
Licenses, Permits, and Fees	-	-	207,150	-	-
Charges for Services	574,825	1,128,388	-	-	271,487
Fines and Forfeitures	-	-	-	-	-
Intergovernmental Revenue	-	-	-	480,529	7,259,394
Special Assessments	-	-	-	-	-
Interest Income	-	-	-	-	34,246
Other	1,400	-	23,112	-	467,286
Total Revenues	<u>576,225</u>	<u>1,128,388</u>	<u>230,262</u>	<u>480,529</u>	<u>8,032,413</u>
Expenditures					
Current:					
General Government:					
Legislative and Executive	602,585	1,232,107	162,079	-	-
Judicial	-	1,003	-	-	-
Public Safety	-	-	-	479,522	-
Public Works	-	-	-	-	8,454,176
Health	-	-	-	-	-
Human Services	-	-	-	-	-
Economic Development and Assistance	-	-	-	-	-
Debt Service:					
Principal Repayments	-	-	-	-	-
Interest Paid	-	-	-	-	-
Capital Outlay	-	-	-	-	-
Total Expenditures	<u>602,585</u>	<u>1,233,110</u>	<u>162,079</u>	<u>479,522</u>	<u>8,454,176</u>
Excess (Deficiency) of Revenues Over (Under) Expenditures	<u>(26,360)</u>	<u>(104,722)</u>	<u>68,183</u>	<u>1,007</u>	<u>(421,763)</u>
Other Financing Sources (Uses)					
Transfers In	-	-	-	-	-
Transfers Out	-	-	-	-	-
Payment to Refunded Bond Escrow Agent	-	-	-	-	-
Proceeds of Refunding Bonds	-	-	-	-	-
Premium on Refunding Bonds	-	-	-	-	-
Accrued Interest on Refunding Bonds	-	-	-	-	-
Premium on Notes	-	-	-	-	-
Total Other Financing Sources (Uses)	<u>-</u>	<u>-</u>	<u>-</u>	<u>-</u>	<u>-</u>
Net Change in Fund Balance	(26,360)	(104,722)	68,183	1,007	(421,763)
Fund Balance (Deficit) at Beginning of Year	680,907	92,638	244,825	173,710	1,988,639
Increase (Decrease) in Reserve for Inventory	-	-	-	-	15,961
Fund Balance (Deficit) at End of Year	<u>\$ 654,547</u>	<u>\$ (12,084)</u>	<u>\$ 313,008</u>	<u>\$ 174,717</u>	<u>\$ 1,582,837</u>

Nonmajor Special Revenue Funds

Drug Court	Bascule Bridge	Community Housing Improvement	Youth Services	Reclaim Ohio	Medically Handicapped Child
\$ -	\$ -	\$ -	\$ -	\$ -	\$ 276,194
-	-	-	-	-	-
-	-	-	228,200	-	-
-	-	-	-	-	-
57,400	555,371	228,240	36,004	2,196,505	-
-	-	-	-	-	-
-	-	-	-	-	-
4,750	708	2,006	45,065	2,637	-
<u>62,150</u>	<u>556,079</u>	<u>230,246</u>	<u>309,269</u>	<u>2,199,142</u>	<u>276,194</u>
-	-	-	-	-	-
5,544	-	-	-	-	-
102,997	-	-	-	-	-
-	568,265	-	-	-	-
-	-	-	-	-	-
-	-	-	418,932	2,041,897	211,258
-	-	239,849	-	-	-
-	-	-	-	-	-
-	-	-	-	-	-
<u>108,541</u>	<u>568,265</u>	<u>239,849</u>	<u>418,932</u>	<u>2,041,897</u>	<u>211,258</u>
<u>(46,391)</u>	<u>(12,186)</u>	<u>(9,603)</u>	<u>(109,663)</u>	<u>157,245</u>	<u>64,936</u>
-	-	-	-	-	-
-	-	(10,000)	-	-	-
-	-	-	-	-	-
-	-	-	-	-	-
-	-	-	-	-	-
-	-	(10,000)	-	-	-
(46,391)	(12,186)	(19,603)	(109,663)	157,245	64,936
91,308	(61,003)	(40,463)	245,471	1,740,807	273,359
-	-	-	-	-	-
<u>\$ 44,917</u>	<u>\$ (73,189)</u>	<u>\$ (60,066)</u>	<u>\$ 135,808</u>	<u>\$ 1,898,052</u>	<u>\$ 338,295</u>

(continued)

Lorain County, Ohio
 Combining Statement of Revenues,
 Expenditures and Changes in Fund Balances
 Nonmajor Governmental Funds (continued)
 For the Year Ended December 31, 2005

Nonmajor Special Revenue Funds					
	Indigent Guardianship	County Probation Services	TB Clinic	Court Mediation	County Erosion Control
Revenues					
Taxes					
Property	\$ -	\$ -	\$ 519,641	\$ -	\$ -
Sales	-	-	-	-	-
Licenses, Permits, and Fees	-	129,412	-	201,924	-
Charges for Services	35,229	-	3,773	-	-
Fines and Forfeitures	-	-	-	-	-
Intergovernmental Revenue	-	-	-	-	-
Special Assessments	-	-	-	-	-
Interest Income	-	-	-	-	-
Other	-	17	42	11	71,908
Total Revenues	<u>35,229</u>	<u>129,429</u>	<u>523,456</u>	<u>201,935</u>	<u>71,908</u>
Expenditures					
Current:					
General Government:					
Legislative and Executive	-	-	-	-	-
Judicial	31,739	-	-	-	-
Public Safety	-	174,968	-	122,755	-
Public Works	-	-	-	-	67,734
Health	-	-	570,208	-	-
Human Services	-	-	-	-	-
Economic Development and Assistance	-	-	-	-	-
Debt Service:					
Principal Repayments	-	-	-	-	-
Interest Paid	-	-	-	-	-
Capital Outlay	-	-	-	-	-
Total Expenditures	<u>31,739</u>	<u>174,968</u>	<u>570,208</u>	<u>122,755</u>	<u>67,734</u>
Excess (Deficiency) of Revenues Over (Under) Expenditures	<u>3,490</u>	<u>(45,539)</u>	<u>(46,752)</u>	<u>79,180</u>	<u>4,174</u>
Other Financing Sources (Uses)					
Transfers In	-	-	-	-	-
Transfers Out	(4,883)	-	-	-	-
Payment to Refunded Bond Escrow Agent	-	-	-	-	-
Proceeds of Refunding Bonds	-	-	-	-	-
Premium on Refunding Bonds	-	-	-	-	-
Accrued Interest on Refunding Bonds	-	-	-	-	-
Premium on Notes	-	-	-	-	-
Total Other Financing Sources (Uses)	<u>(4,883)</u>	<u>-</u>	<u>-</u>	<u>-</u>	<u>-</u>
Net Change in Fund Balance	(1,393)	(45,539)	(46,752)	79,180	4,174
Fund Balance (Deficit) at Beginning of Year	162,562	246,102	735,396	285,225	(13,959)
Increase (Decrease) in Reserve for Inventory	-	-	(1,995)	-	-
Fund Balance (Deficit) at End of Year	<u>\$ 161,169</u>	<u>\$ 200,563</u>	<u>\$ 686,649</u>	<u>\$ 364,405</u>	<u>\$ (9,785)</u>

Nonmajor Special Revenue Funds

<u>Supportive Living</u>	<u>Community Mental Health Medicaid</u>	<u>Golden Acres</u>	<u>Metropolitan Enforcement Group</u>	<u>Crime Laboratory</u>	<u>911 System</u>
\$ -	\$ -	\$ -	\$ 433,806	\$ 216,326	\$ 2,046,143
-	-	-	-	-	-
-	-	2,605,574	-	-	-
-	-	-	-	-	-
4,108,420	-	182,067	404,796	-	-
-	-	-	-	-	-
-	-	-	-	-	-
1,716	-	16,062	340	6	98
<u>4,110,136</u>	<u>-</u>	<u>2,803,703</u>	<u>838,942</u>	<u>216,332</u>	<u>2,046,241</u>
-	-	-	-	-	-
-	-	-	-	-	-
-	-	-	774,418	181,656	1,139,728
-	-	-	-	-	-
4,075,600	-	4,051,147	-	-	-
-	-	-	-	-	-
-	-	-	-	-	-
-	-	-	-	-	-
<u>4,075,600</u>	<u>-</u>	<u>4,051,147</u>	<u>774,418</u>	<u>181,656</u>	<u>1,139,728</u>
34,536	-	(1,247,444)	64,524	34,676	906,513
-	-	-	-	-	-
-	-	-	-	-	-
-	-	-	-	-	-
-	-	-	-	-	-
-	-	-	-	-	-
<u>-</u>	<u>-</u>	<u>-</u>	<u>-</u>	<u>-</u>	<u>-</u>
34,536	-	(1,247,444)	64,524	34,676	906,513
1,922,535	-	3,203,233	652,993	1,239,036	2,616,629
-	-	10,615	-	-	-
<u>\$ 1,957,071</u>	<u>\$ -</u>	<u>\$ 1,966,404</u>	<u>\$ 717,517</u>	<u>\$ 1,273,712</u>	<u>\$ 3,523,142</u>

(continued)

Lorain County, Ohio
 Combining Statement of Revenues,
 Expenditures and Changes in Fund Balances
 Nonmajor Governmental Funds (continued)
 For the Year Ended December 31, 2005

	Nonmajor Special Revenue Funds				
	Child Support Enforcement Agency	Drug Enforcement	Law Enforcement Trust	Ditch Maintenance	Public Safety
Revenues					
Taxes					
Property	\$ -	\$ -	\$ -	\$ -	\$ -
Sales	-	-	-	-	-
Licenses, Permits, and Fees	-	-	-	-	-
Charges for Services	1,179,864	-	-	47,683	-
Fines and Forfeitures	-	155,031	1,944,181	-	-
Intergovernmental Revenue	2,636,585	16,841	-	15,000	1,749,970
Special Assessments	-	-	-	-	-
Interest Income	-	-	-	-	-
Other	51,877	1,340	-	-	-
Total Revenues	<u>3,868,326</u>	<u>173,212</u>	<u>1,944,181</u>	<u>62,683</u>	<u>1,749,970</u>
Expenditures					
Current:					
General Government:					
Legislative and Executive	-	-	-	-	-
Judicial	-	-	-	-	-
Public Safety	-	135,748	1,037,282	-	1,093,842
Public Works	-	-	-	18,681	-
Health	-	-	-	-	-
Human Services	5,562,835	-	-	-	-
Economic Development and Assistance	-	-	-	-	-
Debt Service:					
Principal Repayments	-	-	-	-	-
Interest Paid	-	-	-	-	-
Capital Outlay	-	-	-	-	-
Total Expenditures	<u>5,562,835</u>	<u>135,748</u>	<u>1,037,282</u>	<u>18,681</u>	<u>1,093,842</u>
Excess (Deficiency) of Revenues Over (Under) Expenditures	<u>(1,694,509)</u>	<u>37,464</u>	<u>906,899</u>	<u>44,002</u>	<u>656,128</u>
Other Financing Sources (Uses)					
Transfers In	-	-	-	-	-
Transfers Out	-	-	-	-	-
Payment to Refunded Bond Escrow Agent	-	-	-	-	-
Proceeds of Refunding Bonds	-	-	-	-	-
Premium on Refunding Bonds	-	-	-	-	-
Accrued Interest on Refunding Bonds	-	-	-	-	-
Premium on Notes	-	-	-	-	-
Total Other Financing Sources (Uses)	<u>-</u>	<u>-</u>	<u>-</u>	<u>-</u>	<u>-</u>
Net Change in Fund Balance	(1,694,509)	37,464	906,899	44,002	656,128
Fund Balance (Deficit) at Beginning of Year	5,427,579	221,479	323,500	105,328	84,804
Increase (Decrease) in Reserve for Inventory	(677)	788	-	-	-
Fund Balance (Deficit) at End of Year	<u>\$ 3,732,393</u>	<u>\$ 259,731</u>	<u>\$ 1,230,399</u>	<u>\$ 149,330</u>	<u>\$ 740,932</u>

Nonmajor Special Revenue Funds

Litter Control	Linkages Plus/Byrne Memorial	P.A.I.R.	Local Law Enforcement Block Grant	Violent Offender	Marriage Licenses
\$ -	\$ -	\$ -	\$ -	\$ -	\$ -
-	-	-	-	-	-
-	-	-	-	-	-
-	-	-	-	-	60,568
-	-	16,433	-	58,684	-
-	-	-	103	-	-
500	-	-	-	-	3,507
<u>500</u>	<u>-</u>	<u>16,433</u>	<u>103</u>	<u>58,684</u>	<u>64,075</u>
-	-	-	-	-	-
-	-	15,495	2,906	44,392	-
-	-	-	-	-	-
-	-	-	-	-	61,602
-	-	-	-	-	-
-	-	-	-	-	-
-	-	-	-	-	-
-	-	15,495	2,906	44,392	61,602
<u>500</u>	<u>-</u>	<u>938</u>	<u>(2,803)</u>	<u>14,292</u>	<u>2,473</u>
-	-	-	-	-	-
-	-	-	-	-	-
-	-	-	-	-	-
-	-	-	-	-	-
-	-	-	-	-	-
-	-	-	-	-	-
500	-	938	(2,803)	14,292	2,473
129	18	100,771	3,464	52,011	38,086
-	-	-	-	-	-
<u>\$ 629</u>	<u>\$ 18</u>	<u>\$ 101,709</u>	<u>\$ 661</u>	<u>\$ 66,303</u>	<u>\$ 40,559</u>

(continued)

Lorain County, Ohio
 Combining Statement of Revenues,
 Expenditures and Changes in Fund Balances
 Nonmajor Governmental Funds (continued)
 For the Year Ended December 31, 2005

	Nonmajor Special Revenue Funds				
	Medicaid Outreach	Court Security	Criminal History On-Line	MRDD Medicaid	Prosecutor's Victim Witness
Revenues					
Taxes					
Property	\$ -	\$ -	\$ -	\$ -	\$ -
Sales	-	-	-	-	-
Licenses, Permits, and Fees	-	-	-	-	-
Charges for Services	-	-	-	-	-
Fines and Forfeitures	-	-	-	-	-
Intergovernmental Revenue	-	-	-	-	153,952
Special Assessments	-	-	-	-	-
Interest Income	-	-	-	-	-
Other	-	20,337	-	137	20,013
Total Revenues	<u>-</u>	<u>20,337</u>	<u>-</u>	<u>137</u>	<u>173,965</u>
Expenditures					
Current:					
General Government:					
Legislative and Executive	-	-	-	-	-
Judicial	-	-	-	-	-
Public Safety	-	2,451	-	-	146,612
Public Works	-	-	-	-	-
Health	-	-	-	2,026,180	-
Human Services	-	-	-	-	-
Economic Development and Assistance	-	-	-	-	-
Debt Service:					
Principal Repayments	-	-	-	-	-
Interest Paid	-	-	-	-	-
Capital Outlay	-	-	-	-	-
Total Expenditures	<u>-</u>	<u>2,451</u>	<u>-</u>	<u>2,026,180</u>	<u>146,612</u>
Excess (Deficiency) of Revenues Over (Under) Expenditures	<u>-</u>	<u>17,886</u>	<u>-</u>	<u>(2,026,043)</u>	<u>27,353</u>
Other Financing Sources (Uses)					
Transfers In	-	-	-	1,839,000	-
Transfers Out	-	-	-	-	-
Payment to Refunded Bond Escrow Agent	-	-	-	-	-
Proceeds of Refunding Bonds	-	-	-	-	-
Premium on Refunding Bonds	-	-	-	-	-
Accrued Interest on Refunding Bonds	-	-	-	-	-
Premium on Notes	-	-	-	-	-
Total Other Financing Sources (Uses)	<u>-</u>	<u>-</u>	<u>-</u>	<u>1,839,000</u>	<u>-</u>
Net Change in Fund Balance	-	17,886	-	(187,043)	27,353
Fund Balance (Deficit) at Beginning of Year	1	21,719	8,506	292,052	17,614
Increase (Decrease) in Reserve for Inventory	<u>-</u>	<u>-</u>	<u>-</u>	<u>-</u>	<u>-</u>
Fund Balance (Deficit) at End of Year	<u>\$ 1</u>	<u>\$ 39,605</u>	<u>\$ 8,506</u>	<u>\$ 105,009</u>	<u>\$ 44,967</u>

Nonmajor Special Revenue Funds

Enforcement and Education	Juvenile School Liaison	Help America Vote Act	MRDD-Capital	Workforce Investment Act	Sheriff's Concealed Handgun
\$ -	\$ -	\$ -	\$ -	\$ -	\$ -
-	-	-	-	-	-
-	-	-	-	-	26,635
2,834	-	-	-	-	-
-	39,687	2,910,552	-	4,665,580	-
-	-	-	-	-	-
-	-	-	-	-	-
-	4	-	-	1,432	-
<u>2,834</u>	<u>39,691</u>	<u>2,910,552</u>	<u>-</u>	<u>4,667,012</u>	<u>26,635</u>
-	-	2,889,556	-	-	-
-	-	-	-	-	-
-	-	-	-	-	14,702
-	-	-	604,942	-	-
-	33,691	-	-	3,074,220	-
-	-	-	-	-	-
-	-	-	-	-	-
-	-	-	-	-	-
<u>-</u>	<u>33,691</u>	<u>2,889,556</u>	<u>604,942</u>	<u>3,074,220</u>	<u>14,702</u>
2,834	6,000	20,996	(604,942)	1,592,792	11,933
-	-	-	160,000	-	-
-	-	-	-	-	-
-	-	-	-	-	-
-	-	-	-	-	-
-	-	-	-	-	-
<u>-</u>	<u>-</u>	<u>-</u>	<u>160,000</u>	<u>-</u>	<u>-</u>
2,834	6,000	20,996	(444,942)	1,592,792	11,933
14,898	7,601	2,798	776,743	150,815	43,685
-	-	-	-	-	-
<u>\$ 17,732</u>	<u>\$ 13,601</u>	<u>\$ 23,794</u>	<u>\$ 331,801</u>	<u>\$ 1,743,607</u>	<u>\$ 55,618</u>

(continued)

Lorain County, Ohio
 Combining Statement of Revenues,
 Expenditures and Changes in Fund Balances
 Nonmajor Governmental Funds
 For the Year Ended December 31, 2005

	Nonmajor Special Revenue Funds				
	Juvenile Indigent Alcohol Program	Atrazine Grant Program	Prosecutors Adult Diversion Program	AIM Program	Domestic Relations Title IV-E
Revenues					
Taxes					
Property	\$ -	\$ -	\$ -	\$ -	\$ -
Sales	-	-	-	-	-
Licenses, Permits, and Fees	649	70	4,000	-	-
Charges for Services	-	-	-	-	-
Fines and Forfeitures	-	-	-	-	-
Intergovernmental Revenue	-	11,587	-	61,116	1,286,620
Special Assessments	-	-	-	-	-
Interest Income	-	-	-	-	-
Other	-	-	-	-	-
Total Revenues	<u>649</u>	<u>11,657</u>	<u>4,000</u>	<u>61,116</u>	<u>1,286,620</u>
Expenditures					
Current:					
General Government:					
Legislative and Executive	-	-	6,000	-	-
Judicial	-	-	-	59,591	163,397
Public Safety	-	-	-	-	-
Public Works	-	-	-	-	-
Health	-	6,376	-	-	-
Human Services	-	-	-	-	-
Economic Development and Assistance	-	-	-	-	-
Debt Service:					
Principal Repayments	-	-	-	-	-
Interest Paid	-	-	-	-	-
Capital Outlay	-	-	-	-	-
Total Expenditures	<u>-</u>	<u>6,376</u>	<u>6,000</u>	<u>59,591</u>	<u>163,397</u>
Excess (Deficiency) of Revenues Over (Under) Expenditures	<u>649</u>	<u>5,281</u>	<u>(2,000)</u>	<u>1,525</u>	<u>1,123,223</u>
Other Financing Sources (Uses)					
Transfers In	-	-	-	-	-
Transfers Out	-	-	-	-	-
Payment to Refunded Bond Escrow Agent	-	-	-	-	-
Proceeds of Refunding Bonds	-	-	-	-	-
Premium on Refunding Bonds	-	-	-	-	-
Accrued Interest on Refunding Bonds	-	-	-	-	-
Premium on Notes	-	-	-	-	-
Total Other Financing Sources (Uses)	<u>-</u>	<u>-</u>	<u>-</u>	<u>-</u>	<u>-</u>
Net Change in Fund Balance	649	5,281	(2,000)	1,525	1,123,223
Fund Balance (Deficit) at Beginning of Year	486	-	6,750	-	-
Increase (Decrease) in Reserve for Inventory	-	-	-	-	-
Fund Balance (Deficit) at End of Year	<u>\$ 1,135</u>	<u>\$ 5,281</u>	<u>\$ 4,750</u>	<u>\$ 1,525</u>	<u>\$ 1,123,223</u>

Total Nonmajor Special Revenue Funds	Debt Service Fund	Capital Project		Total Nonmajor Governmental Funds
		Jail Facility Construction		
\$ 3,492,110	\$ -	\$ -	\$ -	\$ 3,492,110
7,344,440	-	-	-	7,344,440
4,095,252	-	-	-	4,095,252
9,152,477	5,358	-	-	9,157,835
2,124,578	-	-	-	2,124,578
34,423,982	452,092	-	-	34,876,074
-	356,428	-	-	356,428
64,167	-	-	-	64,167
893,413	-	-	-	893,413
<u>61,590,419</u>	<u>813,878</u>	<u>-</u>	<u>-</u>	<u>62,404,297</u>
8,169,175	-	-	-	8,169,175
261,274	-	-	-	261,274
16,402,333	-	-	-	16,402,333
9,108,856	-	-	-	9,108,856
19,433,571	-	-	-	19,433,571
11,404,435	-	-	-	11,404,435
1,090,701	-	-	-	1,090,701
-	-	-	-	-
-	1,530,662	-	-	1,530,662
-	1,633,060	-	-	1,633,060
-	-	259,182	-	259,182
<u>65,870,345</u>	<u>3,163,722</u>	<u>259,182</u>	<u>-</u>	<u>69,293,249</u>
<u>(4,279,926)</u>	<u>(2,349,844)</u>	<u>(259,182)</u>	<u>-</u>	<u>(6,888,952)</u>
5,260,847	-	-	-	5,260,847
(14,883)	-	-	-	(14,883)
-	(5,726,245)	-	-	(5,726,245)
-	5,560,000	-	-	5,560,000
-	310,053	-	-	310,053
-	12,642	-	-	12,642
-	36,668	-	-	36,668
<u>5,245,964</u>	<u>193,118</u>	<u>-</u>	<u>-</u>	<u>5,439,082</u>
966,038	(2,156,726)	(259,182)	-	(1,449,870)
34,654,137	2,388,147	1,789,513	-	38,831,797
24,789	-	-	-	24,789
<u>\$ 35,644,964</u>	<u>\$ 231,421</u>	<u>\$ 1,530,331</u>	<u>\$ -</u>	<u>\$ 37,406,716</u>

Lorain County, Ohio
Schedule of Revenues, Expenditures and Changes in
Fund Balance - Budget and Actual (Non-GAAP Basis)
Alcohol and Drug Service Board
For the Year Ended December 31, 2005

	<u>Original Budget</u>	<u>Final Budget</u>	<u>Actual</u>	<u>Encumbrances</u>	<u>Actual Plus Encumbrances</u>	<u>Variance with Final Budget Positive (Negative)</u>
Revenues						
Intergovernmental	\$ 4,210,000	\$ 3,904,559	\$ 3,904,559	\$ -	\$ 3,904,559	\$ -
Other	209,965	18,937	18,937	-	18,937	-
Total Revenues	4,419,965	3,923,496	3,923,496	-	3,923,496	-
Expenditures						
Current:						
Health:						
Salaries and Wages	236,374	211,000	209,795	-	209,795	1,205
Fringe Benefits	92,051	100,651	91,790	-	91,790	8,861
Supplies and Materials	14,200	44,749	31,416	-	31,416	13,333
Equipment	7,890	37,250	36,766	-	36,766	484
Contractual Services	3,949,700	3,880,926	3,704,170	-	3,704,170	176,756
Other	23,750	54,904	48,554	-	48,554	6,350
Total Expenditures	4,323,965	4,329,480	4,122,491	-	4,122,491	206,989
Excess (Deficiency) of Revenues Over (Under) Expenditures	96,000	(405,984)	(198,995)	-	(198,995)	206,989
Other Financing Sources (Uses)						
Advances - In	-	874,361	874,361	-	874,361	-
Advances - Out	-	(1,728,077)	(1,728,077)	-	(1,728,077)	-
Total Other Financing Sources (Uses)	-	(853,716)	(853,716)	-	(853,716)	-
Excess (Deficiency) of Revenues and Other Financing Sources (Uses) Over (Under) Expenditures and Other Financing Sources (Uses)	96,000	(1,259,700)	(1,052,711)	\$ -	\$ (1,052,711)	\$ 206,989
Fund Balance at Beginning of Year	1,333,488	1,333,488	1,333,488			
Fund Balance at End of Year	\$ 1,429,488	\$ 73,788	\$ 280,777			

Lorain County, Ohio
Schedule of Revenues, Expenditures and Changes in
Fund Balance - Budget and Actual (Non-GAAP Basis)
T-Federal
For the Year Ended December 31, 2005

	<u>Original Budget</u>	<u>Final Budget</u>	<u>Actual</u>	<u>Encumbrances</u>	<u>Actual Plus Encumbrances</u>	<u>Variance with Final Budget Positive (Negative)</u>
Revenues						
Intergovernmental	\$ 133,988	\$ 26,733	\$ 26,733	\$ -	\$ 26,733	\$ -
Other	-	11	11	-	11	-
Total Revenues	133,988	26,744	26,744	-	26,744	-
Expenditures						
Current:						
Public Safety:						
Salaries and Wages	84,500	54,500	52,067	-	52,067	2,433
Fringe Benefits	26,948	21,400	15,139	-	15,139	6,261
Supplies and Materials	500	1,600	1,079	-	1,079	521
Equipment	1,500	-	-	-	-	-
Contractual Services	15,000	25,900	24,338	-	24,338	1,562
Other	500	800	781	-	781	19
Total Expenditures	128,948	104,200	93,404	-	93,404	10,796
Excess (Deficiency) of Revenues Over (Under) Expenditures	5,040	(77,456)	(66,660)	-	(66,660)	10,796
Other Financing Sources						
Operating Transfers - In	-	71,802	71,802	-	71,802	-
Excess (Deficiency) of Revenues and Other Financing Sources Over (Under) Expenditures	5,040	(5,654)	5,142	\$ -	\$ 5,142	\$ 10,796
Fund Balance at Beginning of Year	38,840	38,840	38,840			
Fund Balance at End of Year	\$ 43,880	\$ 33,186	\$ 43,982			

Lorain County, Ohio
Schedule of Revenues, Expenditures and Changes in
Fund Balance - Budget and Actual (Non-GAAP Basis)
Community Development Block Grant
For the Year Ended December 31, 2005

	Original Budget	Final Budget	Actual	Encumbrances	Actual Plus Encumbrances	Variance with Final Budget Positive (Negative)
Revenues						
Intergovernmental	\$ 336,680	\$ 499,828	\$ 499,828	\$ -	\$ 499,828	\$ -
Other	-	26	26	-	26	-
Total Revenues	336,680	499,854	499,854	-	499,854	-
Expenditures						
Current:						
Economic Development and Assistance:						
Supplies and Materials	4,600	2,349	1,226	-	1,226	1,123
Equipment	800	800	-	-	-	800
Contractual Services	392,931	1,223,504	643,124	544,711	1,187,835	35,669
Other	255,897	117,234	64,565	-	64,565	52,669
Total Expenditures	654,228	1,343,887	708,915	544,711	1,253,626	90,261
(Deficiency) of Revenues (Under) Expenditures	(317,548)	(844,033)	(209,061)	(544,711)	(753,772)	90,261
Other Financing Sources (Uses)						
Advances - In	248,000	935,000	935,000	-	935,000	-
Advances - Out	-	(318,020)	(318,020)	-	(318,020)	-
Operating Transfers - In	-	10,045	10,045	-	10,045	-
Total Other Financing Sources	248,000	627,025	627,025	-	627,025	-
Excess (Deficiency) of Revenues and Other Financing Sources Over (Under) Expenditures and Other Financing Sources (Uses)	(69,548)	(217,008)	417,964	\$ (544,711)	\$ (126,747)	\$ 90,261
Fund Balance at Beginning of Year	285,196	285,196	285,196			
Fund Balance at End of Year	\$ 215,648	\$ 68,188	\$ 703,160			

Lorain County, Ohio
Schedule of Revenues, Expenditures and Changes in
Fund Balance - Budget and Actual (Non-GAAP Basis)
Lorain Area Microloan Program
For the Year Ended December 31, 2005

	<u>Original Budget</u>	<u>Final Budget</u>	<u>Actual</u>	<u>Encumbrances</u>	<u>Actual Plus Encumbrances</u>	<u>Variance with Final Budget Positive (Negative)</u>
Revenues						
Other	\$ 2,950	\$ 6,691	\$ 6,691	\$ -	\$ 6,691	\$ -
Total Revenues	2,950	6,691	6,691	-	6,691	-
Expenditures						
Current:						
Economic Development and Assistance:						
Supplies and Materials	50	50	-	-	-	50
Contractual Services	550	550	-	-	-	550
Other	2,350	2,350	-	-	-	2,350
Total Expenditures	2,950	2,950	-	-	-	2,950
Excess of Revenues Over Expenditures	-	3,741	6,691	<u>\$ -</u>	<u>\$ 6,691</u>	<u>\$ 2,950</u>
Fund Balance at Beginning of Year	169,533	169,533	169,533			
Fund Balance at End of Year	\$ 169,533	\$ 173,274	\$ 176,224			

Lorain County, Ohio
Schedule of Revenues, Expenditures and Changes in
Fund Balance - Budget and Actual (Non-GAAP Basis)
Computerized Legal Research
For the Year Ended December 31, 2005

	<u>Original Budget</u>	<u>Final Budget</u>	<u>Actual</u>	<u>Encumbrances</u>	<u>Actual Plus Encumbrances</u>	<u>Variance with Final Budget Positive (Negative)</u>
Revenues						
Charges for Services	\$ 219,615	\$ 261,459	\$ 265,381	\$ -	\$ 265,381	\$ 3,922
Total Revenues	<u>219,615</u>	<u>261,459</u>	<u>265,381</u>	<u>-</u>	<u>265,381</u>	<u>3,922</u>
Expenditures						
Current:						
General Government:						
Legislative and Executive:						
Supplies and Materials	39,115	39,115	20,476	4,800	25,276	13,839
Equipment	148,205	146,010	93,915	13,013	106,928	39,082
Contractual Services	33,100	73,915	44,357	-	44,357	29,558
Other	1,000	1,000	133	-	133	867
Total Expenditures	<u>221,420</u>	<u>260,040</u>	<u>158,881</u>	<u>17,813</u>	<u>176,694</u>	<u>83,346</u>
Excess (Deficiency) of Revenues Over (Under) Expenditures	(1,805)	1,419	106,500	<u>\$ (17,813)</u>	<u>\$ 88,687</u>	<u>\$ 87,268</u>
Fund Balance at Beginning of Year	<u>549,976</u>	<u>549,976</u>	<u>549,976</u>			
Fund Balance at End of Year	<u>\$ 548,171</u>	<u>\$ 551,395</u>	<u>\$ 656,476</u>			

Lorain County, Ohio
Schedule of Revenues, Expenditures and Changes in
Fund Balance - Budget and Actual (Non-GAAP Basis)
Jail Facility Operation
For the Year Ended December 31, 2005

	<u>Original Budget</u>	<u>Final Budget</u>	<u>Actual</u>	<u>Encumbrances</u>	<u>Actual Plus Encumbrances</u>	<u>Variance with Final Budget Positive (Negative)</u>
Revenues						
Sales Tax	\$ 6,500,000	\$ 7,389,192	\$ 7,389,192	\$ -	\$ 7,389,192	\$ -
Other	40,000	60,615	58,239	-	58,239	(2,376)
Total Revenues	6,540,000	7,449,807	7,447,431	-	7,447,431	(2,376)
Expenditures						
Current:						
Public Safety:						
Salaries and Wages	6,716,401	7,167,448	7,075,098	-	7,075,098	92,350
Fringe Benefits	2,260,000	2,493,953	2,440,784	-	2,440,784	53,169
Supplies and Materials	142,862	213,211	195,666	11,241	206,907	6,304
Equipment	146,387	88,986	69,751	6,176	75,927	13,059
Contractual Services	951,312	1,208,543	1,084,820	34,376	1,119,196	89,347
Capital Outlay	-	3,500	3,485	-	3,485	15
Fees	150,030	-	-	-	-	-
Other	6,500	6,200	3,549	-	3,549	2,651
Total Expenditures	10,373,492	11,181,841	10,873,153	51,793	10,924,946	256,895
(Deficiency) of Revenues (Under) Expenditures	(3,833,492)	(3,732,034)	(3,425,722)	(51,793)	(3,477,515)	254,519
Other Financing Sources						
Operating Transfers - In	4,044,920	3,180,000	3,180,000	-	3,180,000	-
Excess (Deficiency) of Revenues and Other Financing Sources Over (Under) Expenditures	211,428	(552,034)	(245,722)	\$ (51,793)	\$ (297,515)	\$ 254,519
Fund Balance at Beginning of Year	1,117,075	1,117,075	1,117,075			
Fund Balance at End of Year	\$ 1,328,503	\$ 565,041	\$ 871,353			

Lorain County, Ohio
Schedule of Revenues, Expenditures and Changes in
Fund Balance - Budget and Actual (Non-GAAP Basis)
Dog and Kennel
For the Year Ended December 31, 2005

	Original Budget	Final Budget	Actual	Encumbrances	Actual Plus Encumbrances	Variance with Final Budget Positive (Negative)
Revenues						
Charges for Services	\$ 3,000	\$ 3,140	\$ 3,140	\$ -	\$ 3,140	\$ -
Licenses, Permits and Fees	290,500	244,367	245,860	-	245,860	1,493
Fines and Forfeitures	24,500	22,532	22,532	-	22,532	-
Other	12,400	13,369	13,389	-	13,389	20
Total Revenues	330,400	283,408	284,921	-	284,921	1,513
Expenditures						
Current:						
Health:						
Salaries and Wages	178,463	192,788	188,957	-	188,957	3,831
Fringe Benefits	58,996	79,821	78,614	-	78,614	1,207
Supplies and Materials	15,012	20,389	15,270	-	15,270	5,119
Equipment	37,338	39,838	37,804	-	37,804	2,034
Contractual Services	24,200	53,055	29,060	-	29,060	23,995
Fees	5,000	2,500	-	-	-	2,500
Other	35,761	24,986	19,347	-	19,347	5,639
Total Expenditures	354,770	413,377	369,052	-	369,052	44,325
(Deficiency) of Revenues (Under) Expenditures	(24,370)	(129,969)	(84,131)	-	(84,131)	45,838
Other Financing Sources						
Advances - In	-	72,000	72,000	-	72,000	-
(Deficiency) of Revenues and Other Financing Sources (Under) Expenditures	(24,370)	(57,969)	(12,131)	\$ -	\$ (12,131)	\$ 45,838
Fund Balance at Beginning of Year	98,465	98,465	98,465			
Fund Balance at End of Year	\$ 74,095	\$ 40,496	\$ 86,334			

Lorain County, Ohio
Schedule of Revenues, Expenditures and Changes in
Fund Balance - Budget and Actual (Non-GAAP Basis)
Recycle Ohio
For the Year Ended December 31, 2005

	<u>Original Budget</u>	<u>Final Budget</u>	<u>Actual</u>	<u>Encumbrances</u>	<u>Actual Plus Encumbrances</u>	<u>Variance with Final Budget Positive (Negative)</u>
Revenues						
Intergovernmental	\$ 244,455	\$ 294,148	\$ 294,148	\$ -	\$ 294,148	\$ -
Total Revenues	244,455	294,148	294,148	-	294,148	-
Expenditures						
Current:						
Health:						
Supplies and Materials	21,600	29,438	29,281	-	29,281	157
Equipment	25,000	17,941	15,486	-	15,486	2,455
Contractual Services	74,024	79,916	79,766	-	79,766	150
Other	130,932	174,417	169,343	3,844	173,187	1,230
Total Expenditures	251,556	301,712	293,876	3,844	297,720	3,992
Excess (Deficiency) of Revenues Over (Under) Expenditures	(7,101)	(7,564)	272	(3,844)	(3,572)	3,992
Other Financing (Uses)						
Advances - Out	-	(52,700)	(52,700)	-	(52,700)	-
(Deficiency) of Revenues and Other Financing Sources (Under) Expenditures	(7,101)	(60,264)	(52,428)	\$ (3,844)	\$ (56,272)	\$ 3,992
Fund Balance at Beginning of Year	64,070	64,070	64,070			
Fund Balance at End of Year	\$ 56,969	\$ 3,806	\$ 11,642			

Lorain County, Ohio
Schedule of Revenues, Expenditures and Changes in
Fund Balance - Budget and Actual (Non-GAAP Basis)
Solid Waste
For the Year Ended December 31, 2005

	<u>Original Budget</u>	<u>Final Budget</u>	<u>Actual</u>	<u>Encumbrances</u>	<u>Actual Plus Encumbrances</u>	<u>Variance with Final Budget Positive (Negative)</u>
Revenues						
Licenses, Permits, and Fees	\$ 3,100,000	\$ 3,148,822	\$ 3,148,822	\$ -	\$ 3,148,822	\$ -
Other	10,035	32,606	32,606	-	32,606	-
Total Revenues	<u>3,110,035</u>	<u>3,181,428</u>	<u>3,181,428</u>	<u>-</u>	<u>3,181,428</u>	<u>-</u>
Expenditures						
Current:						
Health:						
Salaries and Wages	192,000	231,690	230,502	-	230,502	1,188
Fringe Benefits	66,100	83,066	82,291	-	82,291	775
Supplies and Materials	22,000	30,561	22,980	-	22,980	7,581
Equipment	13,000	20,410	11,417	5,936	17,353	3,057
Contractual Services	1,697,212	2,065,404	1,915,687	94,873	2,010,560	54,844
Capital Outlay	200,000	196,875	8,197	-	8,197	188,678
Fees	95,000	95,000	52,224	-	52,224	42,776
Other	726,903	717,584	614,809	3,226	618,035	99,549
Total Expenditures	<u>3,012,215</u>	<u>3,440,590</u>	<u>2,938,107</u>	<u>104,035</u>	<u>3,042,142</u>	<u>398,448</u>
Excess (Deficiency) of Revenues Over (Under) Expenditures	97,820	(259,162)	243,321	<u>\$ (104,035)</u>	<u>\$ 139,286</u>	<u>\$ 398,448</u>
Fund Balance at Beginning of Year	<u>1,730,724</u>	<u>1,730,724</u>	<u>1,730,724</u>			
Fund Balance at End of Year	<u>\$ 1,828,544</u>	<u>\$ 1,471,562</u>	<u>\$ 1,974,045</u>			

Lorain County, Ohio
Schedule of Revenues, Expenditures and Changes in
Fund Balance - Budget and Actual (Non-GAAP Basis)
Justice Assistance Grant Program
For the Year Ended December 31, 2005

	<u>Original Budget</u>	<u>Final Budget</u>	<u>Actual</u>	<u>Encumbrances</u>	<u>Actual Plus Encumbrances</u>	<u>Variance with Final Budget Positive (Negative)</u>
Revenues						
Intergovernmental	\$ 64,863	\$ 64,863	\$ 64,863	\$ -	\$ 64,863	\$ -
Total Revenues	64,863	64,863	64,863	-	64,863	-
Expenditures						
Current:						
Public Safety						
Supplies	4,500	4,500	-	-	-	4,500
Equipment	17,338	17,338	-	-	-	17,338
Other	43,025	43,025	40,000	-	40,000	3,025
Total Expenditures	64,863	64,863	40,000	-	40,000	24,863
Excess of Revenues Over Expenditures	-	-	24,863	<u>\$ -</u>	<u>\$ 24,863</u>	<u>\$ 24,863</u>
Fund Balance at Beginning of Year	-	-	-			
Fund Balance at End of Year	<u>\$ -</u>	<u>\$ -</u>	<u>\$ 24,863</u>			

Lorain County, Ohio
Schedule of Revenues, Expenditures and Changes in
Fund Balance - Budget and Actual (Non-GAAP Basis)
Real Estate Assessment
For the Year Ended December 31, 2005

	<u>Original Budget</u>	<u>Final Budget</u>	<u>Actual</u>	<u>Encumbrances</u>	<u>Actual Plus Encumbrances</u>	<u>Variance with Final Budget Positive (Negative)</u>
Revenues						
Charges for Services	\$ 2,501,000	\$ 2,789,603	\$ 2,790,186	\$ -	\$ 2,790,186	\$ 583
Total Revenues	2,501,000	2,789,603	2,790,186	-	2,790,186	583
Expenditures						
Current:						
General Government:						
Legislative and Executive:						
Salaries and Wages	1,025,262	1,025,262	941,041	-	941,041	84,221
Fringe Benefits	326,955	376,955	356,521	-	356,521	20,434
Supplies and Materials	588,697	558,000	336,463	22,151	358,614	199,386
Equipment	369,661	366,406	91,446	9,926	101,372	265,034
Contractual Services	2,867,220	2,828,580	1,134,449	981,329	2,115,778	712,802
Other	98,625	98,625	44,026	10,375	54,401	44,224
Total Expenditures	5,276,420	5,253,828	2,903,946	1,023,781	3,927,727	1,326,101
(Deficiency) of Revenues (Under) Expenditures	(2,775,420)	(2,464,225)	(113,760)	<u>\$ (1,023,781)</u>	<u>\$ (1,137,541)</u>	<u>\$ 1,326,684</u>
Fund Balance at Beginning of Year	4,047,895	4,047,895	4,047,895			
Fund Balance at End of Year	\$ 1,272,475	\$ 1,583,670	\$ 3,934,135			

Lorain County, Ohio
Schedule of Revenues, Expenditures and Changes in
Fund Balance - Budget and Actual (Non-GAAP Basis)
DRETAC
For the Year Ended December 31, 2005

	<u>Original Budget</u>	<u>Final Budget</u>	<u>Actual</u>	<u>Encumbrances</u>	<u>Actual Plus Encumbrances</u>	<u>Variance with Final Budget Positive (Negative)</u>
Revenues						
Charges for Services	\$ 514,000	\$ 574,825	\$ 574,825	\$ -	\$ 574,825	\$ -
Total Revenues	514,000	574,825	574,825	-	574,825	-
Expenditures						
Current:						
General Government:						
Legislative and Executive:						
Salaries and Wages	320,575	335,575	319,294	-	319,294	16,281
Fringe Benefits	114,373	127,473	96,642	-	96,642	30,831
Supplies and Materials	27,528	29,027	10,034	-	10,034	18,993
Equipment	61,915	61,915	24,240	414	24,654	37,261
Contractual Services	7,265	7,265	95	-	95	7,170
Other	160,288	164,395	142,200	1,375	143,575	20,820
Total Expenditures	691,944	725,650	592,505	1,789	594,294	131,356
(Deficiency) of Revenues						
(Under) Expenditures	(177,944)	(150,825)	(17,680)	<u>\$ (1,789)</u>	<u>\$ (19,469)</u>	<u>\$ 131,356</u>
Fund Balance at Beginning of Year	703,420	703,420	703,420			
Fund Balance at End of Year	\$ 525,476	\$ 552,595	\$ 685,740			

Lorain County, Ohio
Schedule of Revenues, Expenditures and Changes in
Fund Balance - Budget and Actual (Non-GAAP Basis)
Certificate of Title
For the Year Ended December 31, 2005

	<u>Original Budget</u>	<u>Final Budget</u>	<u>Actual</u>	<u>Encumbrances</u>	<u>Actual Plus Encumbrances</u>	<u>Variance with Final Budget Positive (Negative)</u>
Revenues						
Charges for Services	\$ 1,200,000	\$ 1,109,872	\$ 1,109,872	\$ -	\$ 1,109,872	\$ -
Total Revenues	<u>1,200,000</u>	<u>1,109,872</u>	<u>1,109,872</u>	<u>-</u>	<u>1,109,872</u>	<u>-</u>
Expenditures						
Current:						
General Government:						
Legislative and Executive:						
Salaries and Wages	875,000	815,000	814,653	-	814,653	347
Fringe Benefits	424,000	344,829	335,812	-	335,812	9,017
Supplies and Materials	10,277	21,156	18,723	1,871	20,594	562
Equipment	16,345	27,335	12,711	12,297	25,008	2,327
Contractual Services	12,989	34,449	31,742	2,302	34,044	405
Other	17,164	16,800	14,637	776	15,413	1,387
Total Expenditures	<u>1,355,775</u>	<u>1,259,569</u>	<u>1,228,278</u>	<u>17,246</u>	<u>1,245,524</u>	<u>14,045</u>
(Deficiency) of Revenues						
(Under) Expenditures	(155,775)	(149,697)	(118,406)	\$ <u>(17,246)</u>	\$ <u>(135,652)</u>	\$ <u>14,045</u>
Fund Balance at Beginning of Year	<u>165,767</u>	<u>165,767</u>	<u>165,767</u>			
Fund Balance at End of Year	<u>\$ 9,992</u>	<u>\$ 16,070</u>	<u>\$ 47,361</u>			

Lorain County, Ohio
Schedule of Revenues, Expenditures and Changes in
Fund Balance - Budget and Actual (Non-GAAP Basis)
Recorder's Equipment
For the Year Ended December 31, 2005

	<u>Original Budget</u>	<u>Final Budget</u>	<u>Actual</u>	<u>Encumbrances</u>	<u>Actual Plus Encumbrances</u>	<u>Variance with Final Budget Positive (Negative)</u>
Revenues						
Licenses, Permits and Fees	\$ 282,550	\$ 206,808	\$ 208,485	\$ -	\$ 208,485	\$ 1,677
Other	25,000	18,185	18,185	-	18,185	-
Total Revenues	307,550	224,993	226,670	-	226,670	1,677
Expenditures						
Current:						
General Government:						
Legislative and Executive:						
Supplies	10,000	10,000	6,599	-	6,599	3,401
Equipment	58,239	58,885	48,224	-	48,224	10,661
Contractual Services	217,482	215,482	106,021	-	106,021	109,461
Total Expenditures	285,721	284,367	160,844	-	160,844	123,523
Excess (Deficiency) of Revenues Over (Under) Expenditures	21,829	(59,374)	65,826	\$ -	\$ 65,826	\$ 125,200
Fund Balance at Beginning of Year	243,490	243,490	243,490			
Fund Balance at End of Year	\$ 265,319	\$ 184,116	\$ 309,316			

Lorain County, Ohio
Schedule of Revenues, Expenditures and Changes in
Fund Balance - Budget and Actual (Non-GAAP Basis)
Intensive Supervision
For the Year Ended December 31, 2005

	<u>Original Budget</u>	<u>Final Budget</u>	<u>Actual</u>	<u>Encumbrances</u>	<u>Actual Plus Encumbrances</u>	<u>Variance with Final Budget Positive (Negative)</u>
Revenues						
Intergovernmental	\$ 480,488	\$ 480,529	\$ 480,529	\$ -	\$ 480,529	\$ -
Total Revenues	480,488	480,529	480,529	-	480,529	-
Expenditures						
Current:						
Public Safety:						
Salaries and Wages	343,450	355,750	323,131	-	323,131	32,619
Fringe Benefits	132,846	131,831	110,790	-	110,790	21,041
Supplies and Materials	-	40,630	40,578	-	40,578	52
Equipment	-	-	-	-	-	-
Other	4,192	4,192	386	-	386	3,806
Total Expenditures	480,488	532,403	474,885	-	474,885	57,518
Excess (Deficiency) of Revenues Over (Under) Expenditures	-	(51,874)	5,644	-	5,644	57,518
Other Financing Sources (Uses)						
Advances - In	-	20,000	20,000	-	20,000	-
Advances - Out	-	(20,000)	(20,000)	-	(20,000)	-
Total Other Financing Sources	-	-	-	-	-	-
Excess (Deficiency) of Revenues and Other Financing Sources Over (Under) Expenditures and Other Financing Uses	-	(51,874)	5,644	<u>\$ -</u>	<u>\$ 5,644</u>	<u>\$ 57,518</u>
Fund Balance at Beginning of Year	79,372	79,372	79,372			
Fund Balance at End of Year	\$ 79,372	\$ 27,498	\$ 85,016			

Lorain County, Ohio
Schedule of Revenues, Expenditures and Changes in
Fund Balance - Budget and Actual (Non-GAAP Basis)
Motor Vehicle Gasoline Tax
For the Year Ended December 31, 2005

	<u>Original Budget</u>	<u>Final Budget</u>	<u>Actual</u>	<u>Encumbrances</u>	<u>Actual Plus Encumbrances</u>	<u>Variance with Final Budget Positive (Negative)</u>
Revenues						
Charges for Services	\$ 55,000	\$ 271,467	\$ 271,487	\$ -	\$ 271,487	\$ 20
Intergovernmental	7,047,000	7,014,887	7,065,607	-	7,065,607	50,720
Interest	40,000	33,983	33,983	-	33,983	-
Other	245,000	419,966	430,970	-	430,970	11,004
Total Revenues	<u>7,387,000</u>	<u>7,740,303</u>	<u>7,802,047</u>	<u>-</u>	<u>7,802,047</u>	<u>61,744</u>
Expenditures						
Current:						
Public Works:						
Salaries and Wages	3,697,524	3,602,871	3,596,106	-	3,596,106	6,765
Fringe Benefits	1,080,438	1,432,391	1,384,372	-	1,384,372	48,019
Supplies and Materials	1,421,581	1,821,476	1,680,548	69,357	1,749,905	71,571
Equipment	346,780	438,312	254,396	119,468	373,864	64,448
Contractual Services	2,199,804	1,623,885	1,483,600	21,709	1,505,309	118,576
Other	302,316	238,300	194,901	-	194,901	43,399
Total Expenditures	<u>9,048,443</u>	<u>9,157,235</u>	<u>8,593,923</u>	<u>210,534</u>	<u>8,804,457</u>	<u>352,778</u>
(Deficiency) of Revenues						
(Under) Expenditures	(1,661,443)	(1,416,932)	(791,876)	<u>\$ (210,534)</u>	<u>\$ (1,002,410)</u>	<u>\$ 414,522</u>
Fund Balance at Beginning of Year	<u>1,688,021</u>	<u>1,688,021</u>	<u>1,688,021</u>			
Fund Balance at End of Year	<u>\$ 26,578</u>	<u>\$ 271,089</u>	<u>\$ 896,145</u>			

Lorain County, Ohio
Schedule of Revenues, Expenditures and Changes in
Fund Balance - Budget and Actual (Non-GAAP Basis)
Drug Court
For the Year Ended December 31, 2005

	<u>Original Budget</u>	<u>Final Budget</u>	<u>Actual</u>	<u>Encumbrances</u>	<u>Actual Plus Encumbrances</u>	<u>Variance with Final Budget Positive (Negative)</u>
Revenues						
Intergovernmental	\$ 139,050	\$ 85,447	\$ 85,447	\$ -	\$ 85,447	\$ -
Other	5,100	5,750	5,750	-	5,750	-
Total Revenues	144,150	91,197	91,197	-	91,197	-
Expenditures						
Current:						
Public Safety:						
Salaries and Wages	75,000	78,500	77,463	-	77,463	1,037
Fringe Benefits	35,050	38,800	37,070	-	37,070	1,730
Supplies and Materials	-	-	-	-	-	-
Contractual Services	29,000	25,850	16,650	-	16,650	9,200
Other	5,000	11,500	7,063	-	7,063	4,437
Total Expenditures	144,050	154,650	138,246	-	138,246	16,404
Excess (Deficiency) of Revenues Over (Under) Expenditures	100	(63,453)	(47,049)	\$ -	\$ (47,049)	\$ 16,404
Fund Balance at Beginning of Year	69,796	69,796	69,796			
Fund Balance at End of Year	\$ 69,896	\$ 6,343	\$ 22,747			

Lorain County, Ohio
Schedule of Revenues, Expenditures and Changes in
Fund Balance - Budget and Actual (Non-GAAP Basis)
Bascule Bridge
For the Year Ended December 31, 2005

	<u>Original Budget</u>	<u>Final Budget</u>	<u>Actual</u>	<u>Encumbrances</u>	<u>Actual Plus Encumbrances</u>	<u>Variance with Final Budget Positive (Negative)</u>
Revenues						
Intergovernmental	\$ 593,000	\$ 556,637	\$ 556,637	\$ -	\$ 556,637	\$ -
Other	-	708	708	-	708	-
Total Revenues	593,000	557,345	557,345	-	557,345	-
Expenditures						
Current:						
Public Works:						
Salaries and Wages	353,000	351,000	349,653	-	349,653	1,347
Fringe Benefits	136,831	146,756	144,511	-	144,511	2,245
Supplies and Materials	17,389	18,182	16,697	-	16,697	1,485
Equipment	20,000	9,000	2,529	-	2,529	6,471
Contractual Services	66,466	67,416	48,802	4,331	53,133	14,283
Other	1,000	1,000	564	-	564	436
Total Expenditures	594,686	593,354	562,756	4,331	567,087	26,267
(Deficiency) of Revenues (Under) Expenditures	(1,686)	(36,009)	(5,411)	(4,331)	(9,742)	26,267
Other Financing Sources (Uses)						
Advances - In	-	14,000	14,000	-	14,000	-
Advances - Out	-	(35,000)	(35,000)	-	(35,000)	-
Total Other Financing (Uses)	-	(21,000)	(21,000)	-	(21,000)	-
(Deficiency) of Revenues and Other Financing Uses (Under) Expenditures and Other Financing Uses	(1,686)	(57,009)	(26,411)	\$ (4,331)	\$ (30,742)	\$ 26,267
Fund Balance at Beginning of Year	58,626	58,626	58,626			
Fund Balance at End of Year	\$ 56,940	\$ 1,617	\$ 32,215			

Lorain County, Ohio
Schedule of Revenues, Expenditures and Changes in
Fund Balance - Budget and Actual (Non-GAAP Basis)
Community Housing Improvement
For the Year Ended December 31, 2005

	<u>Original Budget</u>	<u>Final Budget</u>	<u>Actual</u>	<u>Encumbrances</u>	<u>Actual Plus Encumbrances</u>	<u>Variance with Final Budget Positive (Negative)</u>
Revenues						
Intergovernmental	\$ 185,100	\$ 228,240	\$ 228,240	\$ -	\$ 228,240	\$ -
Other	-	2,006	2,006	-	2,006	-
Total Revenues	185,100	230,246	230,246	-	230,246	-
Expenditures						
Current:						
Economic Development and Assistance:						
Supplies and Materials	1,220	1,470	21	-	21	1,449
Contractual Services	112,416	279,091	231,171	9,217	240,388	38,703
Other	80,780	26,580	5,928	2,967	8,895	17,685
Total Expenditures	194,416	307,141	237,120	12,184	249,304	57,837
(Deficiency) of Revenues (Under) Expenditures	(9,316)	(76,895)	(6,874)	(12,184)	(19,058)	57,837
Other Financing (Uses)						
Advances - Out	-	(256,220)	(256,220)	-	(256,220)	-
Operating Transfers - Out	-	(10,000)	(10,000)	-	(10,000)	-
Total Other Financing Uses	-	(266,220)	(266,220)	-	(266,220)	-
(Deficiency) of Revenues (Under) Expenditures and Other Financing Uses	(9,316)	(343,115)	(273,094)	<u>\$ (12,184)</u>	<u>\$ (285,278)</u>	<u>\$ 57,837</u>
Fund Balance at Beginning of Year	343,257	343,257	343,257			
Fund Balance at End of Year	<u>\$ 333,941</u>	<u>\$ 142</u>	<u>\$ 70,163</u>			

Lorain County, Ohio
Schedule of Revenues, Expenditures and Changes in
Fund Balance - Budget and Actual (Non-GAAP Basis)
Youth Services
For the Year Ended December 31, 2005

	<u>Original Budget</u>	<u>Final Budget</u>	<u>Actual</u>	<u>Encumbrances</u>	<u>Actual Plus Encumbrances</u>	<u>Variance with Final Budget Positive (Negative)</u>
Revenues						
Charges for Services	\$ 155,000	\$ 172,200	\$ 172,200	\$ -	\$ 172,200	\$ -
Intergovernmental	481,410	32,138	32,138	-	32,138	-
Other	161,303	116,345	119,178	-	119,178	2,833
Total Revenues	797,713	320,683	323,516	-	323,516	2,833
Expenditures						
Current:						
Human Services:						
Salaries and Wages	378,000	240,600	176,485	-	176,485	64,115
Fringe Benefits	167,410	146,450	98,893	-	98,893	47,557
Supplies and Materials	16,500	20,239	14,135	-	14,135	6,104
Equipment	8,086	7,890	5,190	574	5,764	2,126
Contractual Services	178,625	146,961	86,477	5,666	92,143	54,818
Other	64,000	51,300	40,850	-	40,850	10,450
Total Expenditures	812,621	613,440	422,030	6,240	428,270	185,170
(Deficiency) of Revenues (Under) Expenditures	(14,908)	(292,757)	(98,514)	\$ (6,240)	\$ (104,754)	\$ 188,003
Fund Balance at Beginning of Year	303,730	303,730	303,730			
Fund Balance at End of Year	\$ 288,822	\$ 10,973	\$ 205,216			

Lorain County, Ohio
Schedule of Revenues, Expenditures and Changes in
Fund Balance - Budget and Actual (Non-GAAP Basis)
Reclaim Ohio
For the Year Ended December 31, 2005

	<u>Original Budget</u>	<u>Final Budget</u>	<u>Actual</u>	<u>Encumbrances</u>	<u>Actual Plus Encumbrances</u>	<u>Variance with Final Budget Positive (Negative)</u>
Revenues						
Intergovernmental	\$ 1,700,000	\$ 2,185,941	\$ 2,185,941	\$ -	\$ 2,185,941	\$ -
Other	12,200	2,637	2,637	-	2,637	-
Total Revenues	<u>1,712,200</u>	<u>2,188,578</u>	<u>2,188,578</u>	<u>-</u>	<u>2,188,578</u>	<u>-</u>
Expenditures						
Current:						
Human Services:						
Salaries and Wages	1,280,000	1,410,300	1,268,088	-	1,268,088	142,212
Fringe Benefits	584,060	656,985	553,670	-	553,670	103,315
Supplies and Materials	15,500	21,150	11,497	-	11,497	9,653
Equipment	8,000	10,500	5,396	-	5,396	5,104
Contractual Services	197,291	244,586	114,844	1,668	116,512	128,074
Other	217,400	221,900	76,392	-	76,392	145,508
Total Expenditures	<u>2,302,251</u>	<u>2,565,421</u>	<u>2,029,887</u>	<u>1,668</u>	<u>2,031,555</u>	<u>533,866</u>
Excess (Deficiency) of Revenues Over (Under) Expenditures	(590,051)	(376,843)	158,691	<u>\$ (1,668)</u>	<u>\$ 157,023</u>	<u>\$ 533,866</u>
Fund Balance at Beginning of Year	<u>1,416,692</u>	<u>1,416,692</u>	<u>1,416,692</u>			
Fund Balance at End of Year	<u>\$ 826,641</u>	<u>\$ 1,039,849</u>	<u>\$ 1,575,383</u>			

Lorain County, Ohio
Schedule of Revenues, Expenditures and Changes in
Fund Balance - Budget and Actual (Non-GAAP Basis)
Medically Handicapped Child
For the Year Ended December 31, 2005

	Original Budget	Final Budget	Actual	Encumbrances	Actual Plus Encumbrances	Variance with Final Budget Positive (Negative)
Revenues						
Property and Other Taxes	\$ 276,194	\$ 276,194	\$ 276,194	\$ -	\$ 276,194	\$ -
Total Revenues	276,194	276,194	276,194	-	276,194	-
Expenditures						
Current:						
Human Services:						
Other	549,553	549,553	215,813	-	215,813	333,740
Total Expenditures	549,553	549,553	215,813	-	215,813	333,740
Excess (Deficiency) of Revenues Over (Under) Expenditures	(273,359)	(273,359)	60,381	\$ -	\$ 60,381	\$ 333,740
Fund Balance at Beginning of Year	315,001	315,001	315,001			
Fund Balance at End of Year	\$ 41,642	\$ 41,642	\$ 375,382			

Lorain County, Ohio
Schedule of Revenues, Expenditures and Changes in
Fund Balance - Budget and Actual (Non-GAAP Basis)
Indigent Guardianship
For the Year Ended December 31, 2005

	Original Budget	Final Budget	Actual	Encumbrances	Actual Plus Encumbrances	Variance with Final Budget Positive (Negative)
Revenues						
Charges for Services	\$ 35,940	\$ 35,612	\$ 35,612	\$ -	\$ 35,612	\$ -
Total Revenues	35,940	35,612	35,612	-	35,612	-
Expenditures						
Current:						
General Government:						
Judicial:						
Salaries and Wages	1,200	12,200	9,815	-	9,815	2,385
Fringe Benefits	230	2,780	1,429	-	1,429	1,351
Supplies and Materials	500	500	-	-	-	500
Equipment	1,500	1,500	-	-	-	1,500
Contractual Services	18,000	20,000	20,000	-	20,000	-
Other	14,510	12,310	609	-	609	11,701
Total Expenditures	35,940	49,290	31,853	-	31,853	17,437
Excess (Deficiency) of Revenues Over (Under) Expenditures	-	(13,678)	3,759	-	3,759	17,437
Other Financing (Uses)						
Operating Transfers - Out	-	(4,883)	(4,883)	-	(4,883)	-
(Deficiency) of Revenues (Under) Expenditures and Other Financing Uses	-	(18,561)	(1,124)	\$ -	\$ (1,124)	\$ 17,437
Fund Balance at Beginning of Year	161,173	161,173	161,173			
Fund Balance at End of Year	\$ 161,173	\$ 142,612	\$ 160,049			

Lorain County, Ohio
Schedule of Revenues, Expenditures and Changes in
Fund Balance - Budget and Actual (Non-GAAP Basis)
County Probation Services
For the Year Ended December 31, 2005

	Original Budget	Final Budget	Actual	Encumbrances	Actual Plus Encumbrances	Variance with Final Budget Positive (Negative)
Revenues						
Licenses, Permits and Fees	\$ 175,000	\$ 128,424	\$ 128,424	\$ -	\$ 128,424	\$ -
Other	-	17	17	-	17	-
Total Revenues	175,000	128,441	128,441	-	128,441	-
Expenditures						
Current:						
Public Safety:						
Salaries and Wages	126,915	126,915	124,978	-	124,978	1,937
Fringe Benefits	47,085	51,385	49,520	-	49,520	1,865
Total Expenditures	174,000	178,300	174,498	-	174,498	3,802
Excess (Deficiency) of Revenues Over (Under) Expenditures	1,000	(49,859)	(46,057)	<u>\$ -</u>	<u>\$ (46,057)</u>	<u>\$ 3,802</u>
Fund Balance at Beginning of Year	248,750	248,750	248,750			
Fund Balance at End of Year	<u>\$ 249,750</u>	<u>\$ 198,891</u>	<u>\$ 202,693</u>			

Lorain County, Ohio
Schedule of Revenues, Expenditures and Changes in
Fund Balance - Budget and Actual (Non-GAAP Basis)
TB Clinic
For the Year Ended December 31, 2005

	Original Budget	Final Budget	Actual	Encumbrances	Actual Plus Encumbrances	Variance with Final Budget Positive (Negative)
Revenues						
Property and Other Taxes	\$ 504,141	\$ 518,881	\$ 518,881	\$ -	\$ 518,881	\$ -
Charges for Services	8,000	3,612	3,612	-	3,612	-
Other	-	42	42	-	42	-
Total Revenues	512,141	522,535	522,535	-	522,535	-
Expenditures						
Current:						
Health:						
Salaries and Wages	310,000	310,000	309,135	-	309,135	865
Fringe Benefits	173,190	170,128	151,714	-	151,714	18,414
Supplies and Materials	38,000	39,450	30,608	-	30,608	8,842
Equipment	15,100	9,370	161	-	161	9,209
Contractual Services	62,200	65,730	54,990	-	54,990	10,740
Other	22,200	26,012	21,656	-	21,656	4,356
Total Expenditures	620,690	620,690	568,264	-	568,264	52,426
(Deficiency) of Revenues (Under) Expenditures	(108,549)	(98,155)	(45,729)	\$ -	\$ (45,729)	\$ 52,426
Fund Balance at Beginning of Year	736,403	736,403	736,403			
Fund Balance at End of Year	\$ 627,854	\$ 638,248	\$ 690,674			

Lorain County, Ohio
Schedule of Revenues, Expenditures and Changes in
Fund Balance - Budget and Actual (Non-GAAP Basis)
Court Mediation
For the Year Ended December 31, 2005

	<u>Original Budget</u>	<u>Final Budget</u>	<u>Actual</u>	<u>Encumbrances</u>	<u>Actual Plus Encumbrances</u>	<u>Variance with Final Budget Positive (Negative)</u>
Revenues						
Licenses, Permits and Fees	\$ 175,000	\$ 198,974	\$ 198,974	\$ -	\$ 198,974	\$ -
Other	-	11	11	-	11	-
Total Revenues	175,000	198,985	198,985	-	198,985	-
Expenditures						
Current:						
Public Safety:						
Salaries and Wages	97,100	98,600	98,123	-	98,123	477
Fringe Benefits	17,575	17,675	16,314	-	16,314	1,361
Supplies and Materials	5,000	5,000	2,334	-	2,334	2,666
Equipment	12,500	10,900	1,003	-	1,003	9,897
Contractual Services	7,500	7,719	2,374	1,545	3,919	3,800
Other	5,500	5,500	670	-	670	4,830
Total Expenditures	145,175	145,394	120,818	1,545	122,363	23,031
Excess of Revenues Over Expenditures	29,825	53,591	78,167	<u>\$ (1,545)</u>	<u>\$ 76,622</u>	<u>\$ 23,031</u>
Fund Balance at Beginning of Year	278,535	278,535	278,535			
Fund Balance at End of Year	\$ 308,360	\$ 332,126	\$ 356,702			

Lorain County, Ohio
Schedule of Revenues, Expenditures and Changes in
Fund Balance - Budget and Actual (Non-GAAP Basis)
County Erosion Control
For the Year Ended December 31, 2005

	<u>Original Budget</u>	<u>Final Budget</u>	<u>Actual</u>	<u>Encumbrances</u>	<u>Actual Plus Encumbrances</u>	<u>Variance with Final Budget Positive (Negative)</u>
Revenues						
Other	\$ 46,250	\$ 71,908	\$ 71,908	\$ -	\$ 71,908	\$ -
Total Revenues	46,250	71,908	71,908	-	71,908	-
Expenditures						
Current:						
Public Works:						
Supplies and Materials	50	-	-	-	-	-
Other	46,200	67,800	67,734	-	67,734	66
Total Expenditures	46,250	67,800	67,734	-	67,734	66
Excess of Revenues Over Expenditures	-	4,108	4,174	-	4,174	66
Other Financing Sources (Uses)						
Advances - In	-	9,000	9,000	-	9,000	-
Advances - Out	-	(15,000)	(15,000)	-	(15,000)	-
Total Other Financing (Uses)	-	(6,000)	(6,000)	-	(6,000)	-
(Deficiency) of Revenues and Other Financing Uses (Under) Expenditures and Other Financing Uses	-	(1,892)	(1,826)	\$ -	\$ (1,826)	\$ 66
Fund Balance at Beginning of Year	10,444	10,444	10,444			
Fund Balance at End of Year	\$ 10,444	\$ 8,552	\$ 8,618			

Lorain County, Ohio
Schedule of Revenues, Expenditures and Changes in
Fund Balance - Budget and Actual (Non-GAAP Basis)
Supportive Living
For the Year Ended December 31, 2005

	<u>Original Budget</u>	<u>Final Budget</u>	<u>Actual</u>	<u>Encumbrances</u>	<u>Actual Plus Encumbrances</u>	<u>Variance with Final Budget Positive (Negative)</u>
Revenues						
Intergovernmental	\$ 3,982,000	\$ 3,922,300	\$ 3,922,300	\$ -	\$ 3,922,300	\$ -
Other	4,000	1,716	1,716	-	1,716	-
Total Revenues	3,986,000	3,924,016	3,924,016	-	3,924,016	-
Expenditures						
Current:						
Health:						
Salaries and Wages	2,427,000	2,462,000	2,343,679	-	2,343,679	118,321
Fringe Benefits	1,132,900	1,126,400	973,352	-	973,352	153,048
Supplies and Materials	107,410	91,910	72,674	4,861	77,535	14,375
Equipment	85,000	80,000	50,127	1,250	51,377	28,623
Contractual Services	1,045,451	851,015	551,826	104,123	655,949	195,066
Capital Outlay	34,469	94,469	82,725	11,366	94,091	378
Other	22,000	30,000	18,146	435	18,581	11,419
Total Expenditures	4,854,230	4,735,794	4,092,529	122,035	4,214,564	521,230
(Deficiency) of Revenues (Under) Expenditures	(868,230)	(811,778)	(168,513)	\$ (122,035)	\$ (290,548)	\$ 521,230
Fund Balance at Beginning of Year	1,769,672	1,769,672	1,769,672			
Fund Balance at End of Year	\$ 901,442	\$ 957,894	\$ 1,601,159			

Lorain County, Ohio
Schedule of Revenues, Expenditures and Changes in
Fund Balance - Budget and Actual (Non-GAAP Basis)
Community Mental Health Medicaid
For the Year Ended December 31, 2005

	Original Budget	Final Budget	Actual	Encumbrances	Actual Plus Encumbrances	Variance with Final Budget Positive (Negative)
Revenues						
Intergovernmental	\$ 8,000,000	\$ -	\$ -	\$ -	\$ -	\$ -
Total Revenues	8,000,000	-	-	-	-	-
Expenditures						
Current:						
Health:						
Contractual Services	8,000,000	-	-	-	-	-
Total Expenditures	8,000,000	-	-	-	-	-
(Deficiency) of Revenues (Under) Expenditures	-	-	-	-	-	-
Other Financing (Uses)						
Advances Out	-	(200,000)	(200,000)	-	(200,000)	-
(Deficiency) of Revenues (Under) Expenditures and Other Financing Uses	-	(200,000)	(200,000)	\$ -	\$ (200,000)	\$ -
Fund Balance at Beginning of Year	200,000	200,000	200,000			
Fund Balance at End of Year	\$ 200,000	\$ -	\$ -			

Lorain County, Ohio
Schedule of Revenues, Expenditures and Changes in
Fund Balance - Budget and Actual (Non-GAAP Basis)
Golden Acres
For the Year Ended December 31, 2005

	<u>Original Budget</u>	<u>Final Budget</u>	<u>Actual</u>	<u>Encumbrances</u>	<u>Actual Plus Encumbrances</u>	<u>Variance with Final Budget Positive (Negative)</u>
Revenues						
Charges for Services	\$ 4,100,000	\$ 2,554,647	\$ 2,606,666	\$ -	\$ 2,606,666	\$ 52,019
Intergovernmental	20,000	11,061	11,061	-	11,061	-
Other	3,000	14,652	16,062	-	16,062	1,410
Total Revenues	<u>4,123,000</u>	<u>2,580,360</u>	<u>2,633,789</u>	<u>-</u>	<u>2,633,789</u>	<u>53,429</u>
Expenditures						
Current:						
Health:						
Salaries and Wages	2,700,000	3,030,000	2,239,821	-	2,239,821	790,179
Fringe Benefits	1,089,000	1,441,666	961,597	-	961,597	480,069
Supplies and Materials	482,197	474,245	299,709	95,693	395,402	78,843
Equipment	46,985	36,965	25,456	1,996	27,452	9,513
Contractual Services	15,000	372,949	260,952	30,700	291,652	81,297
Capital Outlay	384,651	30,000	-	-	-	30,000
Other	235,637	309,534	249,283	17,186	266,469	43,065
Total Expenditures	<u>4,953,470</u>	<u>5,695,359</u>	<u>4,036,818</u>	<u>145,575</u>	<u>4,182,393</u>	<u>1,512,966</u>
(Deficiency) of Revenues (Under) Expenditures	(830,470)	(3,114,999)	(1,403,029)	<u>\$ (145,575)</u>	<u>\$ (1,548,604)</u>	<u>\$ 1,566,395</u>
Fund Balance at Beginning of Year	3,220,106	3,220,106	3,220,106			
Fund Balance at End of Year	<u>\$ 2,389,636</u>	<u>\$ 105,107</u>	<u>\$ 1,817,077</u>			

Lorain County, Ohio
Schedule of Revenues, Expenditures and Changes in
Fund Balance - Budget and Actual (Non-GAAP Basis)
Metropolitan Enforcement Group
For the Year Ended December 31, 2005

	<u>Original Budget</u>	<u>Final Budget</u>	<u>Actual</u>	<u>Encumbrances</u>	<u>Actual Plus Encumbrances</u>	<u>Variance with Final Budget Positive (Negative)</u>
Revenues						
Property and Other Taxes	\$ 420,119	\$ 432,403	\$ 432,403	\$ -	\$ 432,403	\$ -
Intergovernmental	195,535	207,530	207,530	-	207,530	-
Other	-	340	340	-	340	-
Total Revenues	615,654	640,273	640,273	-	640,273	-
Expenditures						
Current:						
Public Safety:						
Salaries and Wages	643,750	643,750	353,155	-	353,155	290,595
Fringe Benefits	252,380	252,380	125,154	-	125,154	127,226
Supplies and Materials	21,300	31,300	22,497	-	22,497	8,803
Equipment	24,800	19,800	8,358	-	8,358	11,442
Contractual Services	151,233	161,521	40,398	12,270	52,668	108,853
Other	57,700	42,700	6,451	-	6,451	36,249
Total Expenditures	1,151,163	1,151,451	556,013	12,270	568,283	583,168
Excess (Deficiency) of Revenues Over (Under) Expenditures	(535,509)	(511,178)	84,260	\$ (12,270)	\$ 71,990	\$ 583,168
Fund Balance at Beginning of Year	596,904	596,904	596,904			
Fund Balance at End of Year	\$ 61,395	\$ 85,726	\$ 681,164			

Lorain County, Ohio
Schedule of Revenues, Expenditures and Changes in
Fund Balance - Budget and Actual (Non-GAAP Basis)
Crime Laboratory
For the Year Ended December 31, 2005

	Original Budget	Final Budget	Actual	Encumbrances	Actual Plus Encumbrances	Variance with Final Budget Positive (Negative)
Revenues						
Property and Other Taxes	\$ 210,060	\$ 216,201	\$ 216,201	\$ -	\$ 216,201	\$ -
Other	-	6	6	-	6	-
Total Revenues	210,060	216,207	216,207	-	216,207	-
Expenditures						
Current:						
Public Safety:						
Salaries and Wages	44,716	44,716	44,694	-	44,694	22
Fringe Benefits	22,004	22,004	19,687	-	19,687	2,317
Supplies and Materials	10,000	26,500	4,085	-	4,085	22,415
Equipment	5,000	33,000	6,492	-	6,492	26,508
Contractual Services	145,823	255,823	102,690	-	102,690	153,133
Other	3,650	22,450	3,790	-	3,790	18,660
Total Expenditures	231,193	404,493	181,438	-	181,438	223,055
Excess (Deficiency) of Revenues Over (Under) Expenditures	(21,133)	(188,286)	34,769	\$ -	\$ 34,769	\$ 223,055
Fund Balance at Beginning of Year	1,238,016	1,238,016	1,238,016			
Fund Balance at End of Year	\$ 1,216,883	\$ 1,049,730	\$ 1,272,785			

Lorain County, Ohio
Schedule of Revenues, Expenditures and Changes in
Fund Balance - Budget and Actual (Non-GAAP Basis)
911 System
For the Year Ended December 31, 2005

	Original Budget	Final Budget	Actual	Encumbrances	Actual Plus Encumbrances	Variance with Final Budget Positive (Negative)
Revenues						
Property and Other Taxes	\$ 1,973,123	\$ 2,033,500	\$ 2,033,500	\$ -	\$ 2,033,500	\$ -
Other	1,000	98	98	-	98	-
Total Revenues	1,974,123	2,033,598	2,033,598	-	2,033,598	-
Expenditures						
Current:						
Public Safety:						
Salaries and Wages	850,000	850,000	661,704	-	661,704	188,296
Fringe Benefits	314,000	314,000	226,754	-	226,754	87,246
Supplies and Materials	12,000	12,000	9,178	-	9,178	2,822
Equipment	478,771	478,772	24,533	394,056	418,589	60,183
Contractual Services	237,700	237,700	124,456	-	124,456	113,244
Other	129,400	129,418	90,615	-	90,615	38,803
Total Expenditures	2,021,871	2,021,890	1,137,240	394,056	1,531,296	490,594
Excess (Deficiency) of Revenues Over (Under) Expenditures	(47,748)	11,708	896,358	(394,056)	502,302	490,594
Other Financing (Uses)						
Advances - Out	(154,000)	(154,000)	-	-	-	154,000
Excess (Deficiency) of Revenues Over (Under) Expenditures and Other Financing Uses	(201,748)	(142,292)	896,358	\$ (394,056)	\$ 502,302	\$ 644,594
Fund Balance at Beginning of Year	2,622,865	2,622,865	2,622,865			
Fund Balance at End of Year	\$ 2,421,117	\$ 2,480,573	\$ 3,519,223			

Lorain County, Ohio
Schedule of Revenues, Expenditures and Changes in
Fund Balance - Budget and Actual (Non-GAAP Basis)
Child Support Enforcement Agency
For the Year Ended December 31, 2005

	Original Budget	Final Budget	Actual	Encumbrances	Actual Plus Encumbrances	Variance with Final Budget Positive (Negative)
Revenues						
Charges for Services	\$ 1,255,000	\$ 1,091,942	\$ 1,091,942	\$ -	\$ 1,091,942	\$ -
Intergovernmental	4,350,000	4,416,012	4,416,012	-	4,416,012	-
Other	151,200	51,877	51,877	-	51,877	-
Total Revenues	5,756,200	5,559,831	5,559,831	-	5,559,831	-
Expenditures						
Current:						
Human Services:						
Salaries and Wages	2,300,000	2,505,000	2,466,187	-	2,466,187	38,813
Fringe Benefits	938,000	1,155,500	1,057,228	-	1,057,228	98,272
Supplies and Materials	65,000	59,000	6,042	1,179	7,221	51,779
Equipment	105,000	85,000	-	-	-	85,000
Contractual Services	1,175,072	1,410,601	873,086	440,039	1,313,125	97,476
Other	1,324,711	1,314,521	1,078,311	-	1,078,311	236,210
Total Expenditures	5,907,783	6,529,622	5,480,854	441,218	5,922,072	607,550
Excess (Deficiency) of Revenues Over (Under) Expenditures	(151,583)	(969,791)	78,977	\$ (441,218)	\$ (362,241)	\$ 607,550
Fund Balance at Beginning of Year	3,791,709	3,791,709	3,791,709			
Fund Balance at End of Year	\$ 3,640,126	\$ 2,821,918	\$ 3,870,686			

Lorain County, Ohio
Schedule of Revenues, Expenditures and Changes in
Fund Balance - Budget and Actual (Non-GAAP Basis)
Drug Enforcement
For the Year Ended December 31, 2005

	<u>Original Budget</u>	<u>Final Budget</u>	<u>Actual</u>	<u>Encumbrances</u>	<u>Actual Plus Encumbrances</u>	<u>Variance with Final Budget Positive (Negative)</u>
Revenues						
Intergovernmental	\$ 14,000	\$ 16,841	\$ 16,841	\$ -	\$ 16,841	\$ -
Other	2,500	1,340	1,340	-	1,340	-
Total Revenues	16,500	18,181	18,181	-	18,181	-
Expenditures						
Current:						
Public Safety:						
Supplies and Materials	2,500	1,501	716	-	716	785
Other	14,000	15,999	15,999	-	15,999	-
Total Expenditures	16,500	17,500	16,715	-	16,715	785
Excess of Revenues Over Expenditures	-	681	1,466	\$ -	\$ 1,466	\$ 785
Fund Balance at Beginning of Year	17,532	17,532	17,532			
Fund Balance at End of Year	\$ 17,532	\$ 18,213	\$ 18,998			

Lorain County, Ohio
Schedule of Revenues, Expenditures and Changes in
Fund Balance - Budget and Actual (Non-GAAP Basis)
Ditch Maintenance
For the Year Ended December 31, 2005

	<u>Original Budget</u>	<u>Final Budget</u>	<u>Actual</u>	<u>Encumbrances</u>	<u>Actual Plus Encumbrances</u>	<u>Variance with Final Budget Positive (Negative)</u>
Revenues						
Special Assessments	\$ 115,888	\$ 47,683	\$ 47,683	\$ -	\$ 47,683	\$ -
Total Revenues	115,888	47,683	47,683	-	47,683	-
Expenditures						
Current:						
Public Works:						
Other	114,872	87,366	7,389	15,822	23,211	64,155
Total Expenditures	114,872	87,366	7,389	15,822	23,211	64,155
Excess (Deficiency) of Revenues Over (Under) Expenditures	1,016	(39,683)	40,294	<u>\$ (15,822)</u>	<u>\$ 24,472</u>	<u>\$ 64,155</u>
Fund Balance at Beginning of Year	105,328	105,328	105,328			
Fund Balance at End of Year	\$ 106,344	\$ 65,645	\$ 145,622			

Lorain County, Ohio
Schedule of Revenues, Expenditures and Changes in
Fund Balance - Budget and Actual (Non-GAAP Basis)
Public Safety
For the Year Ended December 31, 2005

	<u>Original Budget</u>	<u>Final Budget</u>	<u>Actual</u>	<u>Encumbrances</u>	<u>Actual Plus Encumbrances</u>	<u>Variance with Final Budget Positive (Negative)</u>
Revenues						
Intergovernmental	\$ 1,185,569	\$ 1,169,591	\$ 1,169,591	\$ -	\$ 1,169,591	\$ -
Total Revenues	<u>1,185,569</u>	<u>1,169,591</u>	<u>1,169,591</u>	<u>-</u>	<u>1,169,591</u>	<u>-</u>
Expenditures						
Current:						
Public Safety:						
Supplies and Materials	5,100	5,300	3,588	-	3,588	1,712
Equipment	1,522,838	1,321,918	1,184,883	52,641	1,237,524	84,394
Contractual Services	26,325	8,825	8,825	-	8,825	-
Other	104,705	96,057	50,894	36,573	87,467	8,590
Total Expenditures	<u>1,658,968</u>	<u>1,432,100</u>	<u>1,248,190</u>	<u>89,214</u>	<u>1,337,404</u>	<u>94,696</u>
(Deficiency) of Revenues (Under) Expenditures	(473,399)	(262,509)	(78,599)	(89,214)	(167,813)	94,696
Other Financing Sources (Uses)						
Advances - Out	-	(500,000)	(422,460)	-	(422,460)	77,540
Operating Transfers - In	18,625	-	-	-	-	-
Total Other Financing Sources (Uses)	<u>18,625</u>	<u>(500,000)</u>	<u>(422,460)</u>	<u>-</u>	<u>(422,460)</u>	<u>77,540</u>
(Deficiency) of Revenues and Other Financing Sources (Under) Expenditures and Other Financing Uses	(454,774)	(762,509)	(501,059)	<u>\$ (89,214)</u>	<u>\$ (590,273)</u>	<u>\$ 172,236</u>
Fund Balance at Beginning of Year	793,236	793,236	793,236			
Fund Balance at End of Year	<u>\$ 338,462</u>	<u>\$ 30,727</u>	<u>\$ 292,177</u>			

Lorain County, Ohio
Schedule of Revenues, Expenditures and Changes in
Fund Balance - Budget and Actual (Non-GAAP Basis)
Litter Control
For the Year Ended December 31, 2005

	<u>Original Budget</u>	<u>Final Budget</u>	<u>Actual</u>	<u>Encumbrances</u>	<u>Actual Plus Encumbrances</u>	<u>Variance with Final Budget Positive (Negative)</u>
Revenues						
Other	\$ -	\$ 500	\$ 500	\$ -	\$ 500	\$ -
Total Revenues	<u>-</u>	<u>500</u>	<u>500</u>	<u>-</u>	<u>500</u>	<u>-</u>
Expenditures						
Current:						
Public Safety:						
Other	-	500	-	-	-	500
Total Expenditures	<u>-</u>	<u>500</u>	<u>-</u>	<u>-</u>	<u>-</u>	<u>500</u>
Excess of Revenues Over Expenditures	-	-	500	<u>\$ -</u>	<u>\$ 500</u>	<u>\$ 500</u>
Fund Balance at Beginning of Year	129	129	129			
Fund Balance at End of Year	<u>\$ 129</u>	<u>\$ 129</u>	<u>\$ 629</u>			

Lorain County, Ohio
Schedule of Revenues, Expenditures and Changes in
Fund Balance - Budget and Actual (Non-GAAP Basis)
Linkages Plus/Byrne Memorial
For the Year Ended December 31, 2005

	<u>Original Budget</u>	<u>Final Budget</u>	<u>Actual</u>	<u>Encumbrances</u>	<u>Actual Plus Encumbrances</u>	<u>Variance with Final Budget Positive (Negative)</u>
Revenues						
Other	\$ -	\$ -	\$ -	\$ -	\$ -	\$ -
Total Revenues	-	-	-	-	-	-
Expenditures						
Current:						
Public Safety:						
Other	-	-	-	-	-	-
Total Expenditures	-	-	-	-	-	-
Excess (Deficiency) of Revenues Over (Under) Expenditures	-	-	-	\$ -	\$ -	\$ -
Fund Balance at Beginning of Year	18	18	18			
Fund Balance at End of Year	\$ 18	\$ 18	\$ 18			

Lorain County, Ohio
Schedule of Revenues, Expenditures and Changes in
Fund Balance - Budget and Actual (Non-GAAP Basis)
P.A.I.R.
For the Year Ended December 31, 2005

	<u>Original Budget</u>	<u>Final Budget</u>	<u>Actual</u>	<u>Encumbrances</u>	<u>Actual Plus Encumbrances</u>	<u>Variance with Final Budget Positive (Negative)</u>
Revenues						
Intergovernmental	\$ -	\$ 50,219	\$ 50,219	\$ -	\$ 50,219	\$ -
Other	5,000	-	-	-	-	-
Total Revenues	5,000	50,219	50,219	-	50,219	-
Expenditures						
Current:						
Public Safety						
Supplies	1,000	1,000	19	-	19	981
Equipment	500	500	-	-	-	500
Contractual Services	-	41,600	16,501	-	16,501	25,099
Other	3,500	3,500	1,420	-	1,420	2,080
Total Expenditures	5,000	46,600	17,940	-	17,940	28,660
Excess of Revenues Over Expenditures	-	3,619	32,279	\$ -	\$ 32,279	\$ 28,660
Fund Balance at Beginning of Year	66,985	66,985	66,985			
Fund Balance at End of Year	\$ 66,985	\$ 70,604	\$ 99,264			

Lorain County, Ohio
Schedule of Revenues, Expenditures and Changes in
Fund Balance - Budget and Actual (Non-GAAP Basis)
Local Law Enforcement Block Grant
For the Year Ended December 31, 2005

	<u>Original Budget</u>	<u>Final Budget</u>	<u>Actual</u>	<u>Encumbrances</u>	<u>Actual Plus Encumbrances</u>	<u>Variance with Final Budget Positive (Negative)</u>
Revenues						
Interest	\$ -	\$ 103	\$ 103	\$ -	\$ 103	\$ -
Total Revenues	<u>-</u>	<u>103</u>	<u>103</u>	<u>-</u>	<u>103</u>	<u>-</u>
Expenditures						
Current:						
Public Safety:						
Supplies and Materials	-	406	406	-	406	-
Equipment	-	2,510	2,500	-	2,500	10
Total Expenditures	<u>-</u>	<u>2,916</u>	<u>2,906</u>	<u>-</u>	<u>2,906</u>	<u>10</u>
(Deficiency) of Revenues (Under) Expenditures	-	(2,813)	(2,803)	<u>\$ -</u>	<u>\$ (2,803)</u>	<u>\$ 10</u>
Fund Balance at Beginning of Year	<u>3,464</u>	<u>3,464</u>	<u>3,464</u>			
Fund Balance at End of Year	<u>\$ 3,464</u>	<u>\$ 651</u>	<u>\$ 661</u>			

Lorain County, Ohio
Schedule of Revenues, Expenditures and Changes in
Fund Balance - Budget and Actual (Non-GAAP Basis)
Violent Offender
For the Year Ended December 31, 2005

	<u>Original Budget</u>	<u>Final Budget</u>	<u>Actual</u>	<u>Encumbrances</u>	<u>Actual Plus Encumbrances</u>	<u>Variance with Final Budget Positive (Negative)</u>
Revenues						
Intergovernmental	\$ 39,000	\$ 39,124	\$ 39,124	\$ -	\$ 39,124	\$ -
Total Revenues	39,000	39,124	39,124	-	39,124	-
Expenditures						
Current:						
Public Safety:						
Salaries and Wages	29,000	29,000	28,018	-	28,018	982
Fringe Benefits	16,220	19,220	16,842	-	16,842	2,378
Other	1,300	1,300	75	-	75	1,225
Total Expenditures	46,520	49,520	44,935	-	44,935	4,585
(Deficiency) of Revenues						
(Under) Expenditures	(7,520)	(10,396)	(5,811)	\$ -	\$ (5,811)	\$ 4,585
Fund Balance at Beginning of Year	54,195	54,195	54,195			
Fund Balance at End of Year	\$ 46,675	\$ 43,799	\$ 48,384			

Lorain County, Ohio
Schedule of Revenues, Expenditures and Changes in
Fund Balance - Budget and Actual (Non-GAAP Basis)
Marriage Licenses
For the Year Ended December 31, 2005

	<u>Original Budget</u>	<u>Final Budget</u>	<u>Actual</u>	<u>Encumbrances</u>	<u>Actual Plus Encumbrances</u>	<u>Variance with Final Budget Positive (Negative)</u>
Revenues						
Charges for Services	\$ 62,000	\$ 60,408	\$ 60,408	\$ -	\$ 60,408	\$ -
Other	3,600	3,507	3,507	-	3,507	-
Total Revenues	65,600	63,915	63,915	-	63,915	-
Expenditures						
Current:						
Human Services:						
Supplies and Materials	1,000	1,000	-	-	-	1,000
Other	64,600	70,600	64,533	-	64,533	6,067
Total Expenditures	65,600	71,600	64,533	-	64,533	7,067
(Deficiency) of Revenues						
(Under) Expenditures	-	(7,685)	(618)	\$ -	\$ (618)	\$ 7,067
Fund Balance at Beginning of Year	70,272	70,272	70,272			
Fund Balance at End of Year	\$ 70,272	\$ 62,587	\$ 69,654			

Lorain County, Ohio
 Schedule of Revenues, Expenditures and Changes in
 Fund Balance - Budget and Actual (Non-GAAP Basis)
Medicaid Outreach
 For the Year Ended December 31, 2005

	Original Budget	Final Budget	Actual	Encumbrances	Actual Plus Encumbrances	Variance with Final Budget Positive (Negative)
Revenues						
Intergovernmental	\$ -	\$ -	\$ -	\$ -	\$ -	\$ -
Total Revenues	-	-	-	-	-	-
Expenditures						
Current:						
Health:						
Other	-	-	-	-	-	-
Total Expenditures	-	-	-	-	-	-
Excess (Deficiency) of Revenues Over (Under) Expenditures	-	-	-	\$ -	\$ -	\$ -
Fund Balance at Beginning of Year	1	1	1			
Fund Balance at End of Year	\$ 1	\$ 1	\$ 1			

Lorain County, Ohio
Schedule of Revenues, Expenditures and Changes in
Fund Balance - Budget and Actual (Non-GAAP Basis)
Court Security
For the Year Ended December 31, 2005

	<u>Original Budget</u>	<u>Final Budget</u>	<u>Actual</u>	<u>Encumbrances</u>	<u>Actual Plus Encumbrances</u>	<u>Variance with Final Budget Positive (Negative)</u>
Revenues						
Other	\$ 6,000	\$ 19,644	\$ 20,337	\$ -	\$ 20,337	\$ 693
Total Revenues	6,000	19,644	20,337	-	20,337	693
Expenditures						
Current:						
Public Safety:						
Supplies and Materials	1,500	2,500	2,451	-	2,451	49
Equipment	2,500	1,500	-	-	-	1,500
Contractual Services	2,000	2,000	-	-	-	2,000
Total Expenditures	6,000	6,000	2,451	-	2,451	3,549
Excess of Revenues Over Expenditures	-	13,644	17,886	\$ -	\$ 17,886	\$ 4,242
Fund Balance at Beginning of Year	21,719	21,719	21,719			
Fund Balance at End of Year	\$ 21,719	\$ 35,363	\$ 39,605			

Lorain County, Ohio
Schedule of Revenues, Expenditures and Changes in
Fund Balance - Budget and Actual (Non-GAAP Basis)
Criminal History On-Line
For the Year Ended December 31, 2005

	<u>Original Budget</u>	<u>Final Budget</u>	<u>Actual</u>	<u>Encumbrances</u>	<u>Actual Plus Encumbrances</u>	<u>Variance with Final Budget Positive (Negative)</u>
Revenues						
Intergovernmental	\$ -	\$ -	\$ -	\$ -	\$ -	\$ -
Total Revenues	<u>-</u>	<u>-</u>	<u>-</u>	<u>-</u>	<u>-</u>	<u>-</u>
Expenditures						
Current:						
Public Safety:						
Contractual Services	-	-	-	-	-	-
Total Expenditures	<u>-</u>	<u>-</u>	<u>-</u>	<u>-</u>	<u>-</u>	<u>-</u>
Excess (Deficiency) of Revenues Over (Under) Expenditures	-	-	-	<u>\$ -</u>	<u>\$ -</u>	<u>\$ -</u>
Fund Balance at Beginning of Year	<u>8,506</u>	<u>8,506</u>	<u>8,506</u>			
Fund Balance at End of Year	<u>\$ 8,506</u>	<u>\$ 8,506</u>	<u>\$ 8,506</u>			

Lorain County, Ohio
Schedule of Revenues, Expenditures and Changes in
Fund Balance - Budget and Actual (Non-GAAP Basis)
MRDD-Medicaid
For the Year Ended December 31, 2005

	<u>Original Budget</u>	<u>Final Budget</u>	<u>Actual</u>	<u>Encumbrances</u>	<u>Actual Plus Encumbrances</u>	<u>Variance with Final Budget Positive (Negative)</u>
Revenues						
Other	\$ -	\$ 137	\$ 137	\$ -	\$ 137	\$ -
Total Revenues	<u>-</u>	<u>137</u>	<u>137</u>	<u>-</u>	<u>137</u>	<u>-</u>
Expenditures						
Current:						
Health:						
Salaries and Wages	1,302,000	1,307,000	1,300,219	-	1,300,219	6,781
Fringe Benefits	421,000	554,000	507,033	-	507,033	46,967
Supplies and Materials	15,000	30,000	14,988	-	14,988	15,012
Equipment	20,000	70,000	7,082	2,190	9,272	60,728
Contractual Services	112,794	214,394	142,506	3,768	146,274	68,120
Other	22,000	55,898	31,670	-	31,670	24,228
Total Expenditures	<u>1,892,794</u>	<u>2,231,292</u>	<u>2,003,498</u>	<u>5,958</u>	<u>2,009,456</u>	<u>221,836</u>
(Deficiency) of Revenues (Under) Expenditures	(1,892,794)	(2,231,155)	(2,003,361)	(5,958)	(2,009,319)	221,836
Other Financing Sources						
Operating Transfers - In	1,500,000	1,839,000	1,839,000	-	1,839,000	-
(Deficiency) of Revenues and Other Financing Sources (Under) Expenditures	(392,794)	(392,155)	(164,361)	\$ (5,958)	\$ (170,319)	\$ 221,836
Fund Balance at Beginning of Year	<u>393,637</u>	<u>393,637</u>	<u>393,637</u>			
Fund Balance at End of Year	<u>\$ 843</u>	<u>\$ 1,482</u>	<u>\$ 229,276</u>			

Lorain County, Ohio
Schedule of Revenues, Expenditures and Changes in
Fund Balance - Budget and Actual (Non-GAAP Basis)
Prosecutor's Victim Witness
For the Year Ended December 31, 2005

	Original Budget	Final Budget	Actual	Encumbrances	Actual Plus Encumbrances	Variance with Final Budget Positive (Negative)
Revenues						
Intergovernmental	\$ 176,987	\$ 141,308	\$ 141,308	\$ -	\$ 141,308	\$ -
Other	-	13	13	-	13	-
Total Revenues	176,987	141,321	141,321	-	141,321	-
Expenditures						
Current:						
Public Safety:						
Salaries and Wages	108,160	99,517	92,740	-	92,740	6,777
Fringe Benefits	61,390	60,579	44,171	-	44,171	16,408
Supplies and Materials	744	860	787	-	787	73
Equipment	-	3,370	1,252	-	1,252	2,118
Contractual Services	500	-	-	-	-	-
Other	6,193	8,561	6,475	-	6,475	2,086
Total Expenditures	176,987	172,887	145,425	-	145,425	27,462
Excess (Deficiency) of Revenues Over (Under) Expenditures	-	(31,566)	(4,104)	-	(4,104)	27,462
Other Financing Sources (Uses)						
Advances - In	-	70,000	70,000	-	70,000	-
Advances - Out	-	(65,265)	(65,265)	-	(65,265)	-
Total Other Financing Sources	-	4,735	4,735	-	4,735	-
Excess (Deficiency) of Revenues and Other Financing Sources Over (Under) Expenditures and Other Financing Sources	-	(26,831)	631	\$ -	\$ 631	\$ 27,462
Fund Balance at Beginning of Year	57,956	57,956	57,956			
Fund Balance at End of Year	\$ 57,956	\$ 31,125	\$ 58,587			

Lorain County, Ohio
 Schedule of Revenues, Expenditures and Changes in
 Fund Balance - Budget and Actual (Non-GAAP Basis)
Enforcement and Education
 For the Year Ended December 31, 2005

	Original Budget	Final Budget	Actual	Encumbrances	Actual Plus Encumbrances	Variance with Final Budget Positive (Negative)
Revenues						
Fines and Forfeitures	\$ 1,500	\$ 4,164	\$ 4,164	\$ -	\$ 4,164	\$ -
Total Revenues	1,500	4,164	4,164	-	4,164	-
Expenditures						
Current:						
Public Safety:						
Supplies and Materials	2,000	2,000	-	-	-	2,000
Contractual Services	1,500	1,500	-	-	-	1,500
Total Expenditures	3,500	3,500	-	-	-	3,500
Excess (Deficiency) of Revenues Over (Under) Expenditures	(2,000)	664	4,164	\$ -	\$ 4,164	\$ 3,500
Fund Balance at Beginning of Year	13,568	13,568	13,568			
Fund Balance at End of Year	\$ 11,568	\$ 14,232	\$ 17,732			

Lorain County, Ohio
Schedule of Revenues, Expenditures and Changes in
Fund Balance - Budget and Actual (Non-GAAP Basis)
Juvenile School Liaison
For the Year Ended December 31, 2005

	<u>Original Budget</u>	<u>Final Budget</u>	<u>Actual</u>	<u>Encumbrances</u>	<u>Actual Plus Encumbrances</u>	<u>Variance with Final Budget Positive (Negative)</u>
Revenues						
Intergovernmental	\$ 35,000	\$ 39,687	\$ 39,687	\$ -	\$ 39,687	\$ -
Other	-	4	4	-	4	-
Total Revenues	35,000	39,691	39,691	-	39,691	-
Expenditures						
Current:						
Human Services:						
Salaries and Wages	27,000	27,000	24,247	-	24,247	2,753
Fringe Benefits	16,210	10,510	4,200	-	4,200	6,310
Contractual Services	8,500	8,500	8,350	-	8,350	150
Total Expenditures	51,710	46,010	36,797	-	36,797	9,213
Excess (Deficiency) of Revenues Over (Under) Expenditures	(16,710)	(6,319)	2,894	-	2,894	9,213
Other Financing Sources						
Operating Transfers In	16,710	-	-	-	-	-
Excess (Deficiency) of Revenues and Other Financing Sources (Under)Over Expenditures	-	(6,319)	2,894	<u>\$ -</u>	<u>\$ 2,894</u>	<u>\$ 9,213</u>
Fund Balance at Beginning of Year	12,192	12,192	12,192			
Fund Balance at End of Year	\$ 12,192	\$ 5,873	\$ 15,086			

Lorain County, Ohio
Schedule of Revenues, Expenditures and Changes in
Fund Balance - Budget and Actual (Non-GAAP Basis)
Help America Vote Act
For the Year Ended December 31, 2005

	<u>Original Budget</u>	<u>Final Budget</u>	<u>Actual</u>	<u>Encumbrances</u>	<u>Actual Plus Encumbrances</u>	<u>Variance with Final Budget Positive (Negative)</u>
Revenues						
Intergovernmental	\$ -	\$ 56,652	\$ 2,910,552	\$ -	\$ 2,910,552	\$ 2,853,900
Total Revenues	-	56,652	2,910,552	-	2,910,552	2,853,900
Expenditures						
Current:						
General Government:						
Legislative and Executive:						
Supplies and Materials	-	21,000	15,458	-	15,458	5,542
Equipment	-	-	2,853,900	-	2,853,900	(2,853,900)
Contractual Services	-	23,500	1,568	12,425	13,993	9,507
Other	-	12,152	6,205	-	6,205	5,947
Total Expenditures	-	56,652	2,877,131	12,425	2,889,556	(2,832,904)
Excess of Revenues Over Expenditures	-	-	33,421	<u>\$ (12,425)</u>	<u>\$ 20,996</u>	<u>\$ 20,996</u>
Fund Balance at Beginning of Year	2,798	2,798	2,798			
Fund Balance at End of Year	<u>\$ 2,798</u>	<u>\$ 2,798</u>	<u>\$ 36,219</u>			

Lorain County, Ohio
Schedule of Revenues, Expenditures and Changes in
Fund Balance - Budget and Actual (Non-GAAP Basis)
MRDD Capital
For the Year Ended December 31, 2005

	<u>Original Budget</u>	<u>Final Budget</u>	<u>Actual</u>	<u>Encumbrances</u>	<u>Actual Plus Encumbrances</u>	<u>Variance with Final Budget Positive (Negative)</u>
Revenues						
Intergovernmental	\$ -	\$ -	\$ -	\$ -	\$ -	\$ -
Total Revenues	<u>-</u>	<u>-</u>	<u>-</u>	<u>-</u>	<u>-</u>	<u>-</u>
Expenditures						
Current:						
Health:						
Capital Outlay	626,364	746,924	653,198	39,443	692,641	54,283
Total Expenditures	<u>626,364</u>	<u>746,924</u>	<u>653,198</u>	<u>39,443</u>	<u>692,641</u>	<u>54,283</u>
(Deficiency) of Revenues (Under) Expenditures	(626,364)	(746,924)	(653,198)	(39,443)	(692,641)	54,283
Other Financing Sources						
Operating Transfers - In	125,000	160,000	160,000	-	160,000	-
(Deficiency) of Revenues and Other Financing Sources (Under) Expenditures	(501,364)	(586,924)	(493,198)	<u>\$ (39,443)</u>	<u>\$ (532,641)</u>	<u>\$ 54,283</u>
Fund Balance at Beginning of Year	826,199	826,199	826,199			
Fund Balance at End of Year	<u>\$ 324,835</u>	<u>\$ 239,275</u>	<u>\$ 333,001</u>			

Lorain County, Ohio
Schedule of Revenues, Expenditures and Changes in
Fund Balance - Budget and Actual (Non-GAAP Basis)
Workforce Investment Act
For the Year Ended December 31, 2005

	<u>Original Budget</u>	<u>Final Budget</u>	<u>Actual</u>	<u>Encumbrances</u>	<u>Actual Plus Encumbrances</u>	<u>Variance with Final Budget Positive (Negative)</u>
Revenues						
Intergovernmental	\$ 3,672,468	\$ 4,627,539	\$ 4,627,539	\$ -	\$ 4,627,539	\$ -
Total Revenues	3,672,468	4,627,539	4,627,539	-	4,627,539	-
Expenditures						
Current:						
Human Services:						
Supplies and Materials	7,200	4,110	3,447	663	4,110	-
Equipment	21,018	7,192	6,583	609	7,192	-
Contractual Services	3,620,300	3,571,361	3,260,803	239,099	3,499,902	71,459
Other	11,850	6,057	6,057	-	6,057	-
Total Expenditures	3,660,368	3,588,720	3,276,890	240,371	3,517,261	71,459
Excess of Revenues Over Expenditures	12,100	1,038,819	1,350,649	<u>(240,371)</u>	<u>1,110,278</u>	<u>71,459</u>
Fund Balance at Beginning of Year	198,415	198,415	198,415			
Fund Balance at End of Year	\$ 210,515	\$ 1,237,234	\$ 1,549,064			

Lorain County, Ohio
Schedule of Revenues, Expenditures and Changes in
Fund Balance - Budget and Actual (Non-GAAP Basis)
Sheriff's Concealed Handgun
For the Year Ended December 31, 2005

	<u>Original Budget</u>	<u>Final Budget</u>	<u>Actual</u>	<u>Encumbrances</u>	<u>Actual Plus Encumbrances</u>	<u>Variance with Final Budget Positive (Negative)</u>
Revenues						
Licenses, Permits and Fees	\$ 20,000	\$ 26,410	\$ 26,635	\$ -	\$ 26,635	\$ 225
Total Revenues	20,000	26,410	26,635	-	26,635	225
Expenditures						
Current:						
Public Safety:						
Supplies and Materials	5,000	5,000	1,150	-	1,150	3,850
Contractual Services	8,880	20,880	15,828	-	15,828	5,052
Other	3,220	3,220	-	-	-	3,220
Total Expenditures	17,100	29,100	16,978	-	16,978	12,122
Excess (Deficiency) of Revenues Over (Under) Expenditures	2,900	(2,690)	9,657	<u>\$ -</u>	<u>\$ 9,657</u>	<u>\$ 12,347</u>
Fund Balance at Beginning of Year	48,170	48,170	48,170			
Fund Balance at End of Year	<u>\$ 51,070</u>	<u>\$ 45,480</u>	<u>\$ 57,827</u>			

Lorain County, Ohio
Schedule of Revenues, Expenditures and Changes in
Fund Balance - Budget and Actual (Non-GAAP Basis)
Juvenile Indigent Alcohol Program
For the Year Ended December 31, 2005

	<u>Original Budget</u>	<u>Final Budget</u>	<u>Actual</u>	<u>Encumbrances</u>	<u>Actual Plus Encumbrances</u>	<u>Variance with Final Budget Positive (Negative)</u>
Revenues						
Licenses, Permits, and Fees	\$ -	\$ 649	\$ 649	\$ -	\$ 649	\$ -
Total Revenues	<u>-</u>	<u>649</u>	<u>649</u>	<u>-</u>	<u>649</u>	<u>-</u>
Expenditures						
Current:						
General Government:						
Judicial:						
Contractual Services	-	-	-	-	-	-
Total Expenditures	<u>-</u>	<u>-</u>	<u>-</u>	<u>-</u>	<u>-</u>	<u>-</u>
Excess of Revenues Over Expenditures	-	649	649	\$ -	\$ 649	\$ -
Fund Balance at Beginning of Year	<u>486</u>	<u>486</u>	<u>486</u>			
Fund Balance at End of Year	<u>\$ 486</u>	<u>\$ 1,135</u>	<u>\$ 1,135</u>			

Lorain County, Ohio
Schedule of Revenues, Expenditures and Changes in
Fund Balance - Budget and Actual (Non-GAAP Basis)
Atrazine Grant Program
For the Year Ended December 31, 2005

	<u>Original Budget</u>	<u>Final Budget</u>	<u>Actual</u>	<u>Encumbrances</u>	<u>Actual Plus Encumbrances</u>	<u>Variance with Final Budget Positive (Negative)</u>
Revenues						
Licenses, Permits and Fees	\$ -	\$ 70	\$ 70	\$ -	\$ 70	\$ -
Total Revenues	<u>-</u>	<u>70</u>	<u>70</u>	<u>-</u>	<u>70</u>	<u>-</u>
Expenditures						
Current:						
Health:						
Supplies and Materials	-	2,050	797	-	797	1,253
Equipment	-	800	-	-	-	800
Other	-	17,150	5,579	-	5,579	11,571
Total Expenditures	<u>-</u>	<u>20,000</u>	<u>6,376</u>	<u>-</u>	<u>6,376</u>	<u>13,624</u>
(Deficiency) of Revenues						
(Under) Expenditures	-	(19,930)	(6,306)	<u>\$ -</u>	<u>\$ (6,306)</u>	<u>\$ 13,624</u>
Fund Balance at Beginning of Year	<u>20,000</u>	<u>20,000</u>	<u>20,000</u>			
Fund Balance at End of Year	<u>\$ 20,000</u>	<u>\$ 70</u>	<u>\$ 13,694</u>			

Lorain County, Ohio
Schedule of Revenues, Expenditures and Changes in
Fund Balance - Budget and Actual (Non-GAAP Basis)
Prosecutors Adult Diversion Program
For the Year Ended December 31, 2005

	<u>Original Budget</u>	<u>Final Budget</u>	<u>Actual</u>	<u>Encumbrances</u>	<u>Actual Plus Encumbrances</u>	<u>Variance with Final Budget Positive (Negative)</u>
Revenues						
Licenses, Permits and Fees	\$ -	\$ 4,000	\$ 4,000	\$ -	\$ 4,000	\$ -
Total Revenues	-	4,000	4,000	-	4,000	-
Expenditures						
Current:						
General Government:						
Legislative and Executive: Equipment	-	6,000	-	6,000	6,000	-
Total Expenditures	-	6,000	-	6,000	6,000	-
Excess (Deficiency) of Revenues Over (Under) Expenditures	-	(2,000)	4,000	<u>\$ (6,000)</u>	<u>\$ (2,000)</u>	<u>\$ -</u>
Fund Balance at Beginning of Year	6,750	6,750	6,750			
Fund Balance at End of Year	<u>\$ 6,750</u>	<u>\$ 4,750</u>	<u>\$ 10,750</u>			

Lorain County, Ohio
Schedule of Revenues, Expenditures and Changes in
Fund Balance - Budget and Actual (Non-GAAP Basis)
AIM Program
For the Year Ended December 31, 2005

	<u>Original Budget</u>	<u>Final Budget</u>	<u>Actual</u>	<u>Encumbrances</u>	<u>Actual Plus Encumbrances</u>	<u>Variance with Final Budget Positive (Negative)</u>
Revenues						
Intergovernmental	\$ 61,279	\$ 61,116	\$ 61,116	\$ -	\$ 61,116	\$ -
Total Revenues	61,279	61,116	61,116	-	61,116	-
Expenditures						
Current:						
General Government:						
Judicial:						
Salaries and Wages	22,300	22,300	20,287	-	20,287	2,013
Fringe Benefits	3,875	3,875	2,939	-	2,939	936
Equipment	28,500	28,500	28,130	-	28,130	370
Contractual Services	5,500	5,500	1,369	-	1,369	4,131
Other	2,400	2,400	2,291	-	2,291	109
Total Expenditures	62,575	62,575	55,016	-	55,016	7,559
Excess (Deficiency) of Revenues Over (Under) Expenditures	(1,296)	(1,459)	6,100	-	6,100	7,559
Other Financing Sources						
Advances In	35,000	35,000	35,000	-	35,000	-
Excess of Revenues and Other Financing Sources Over Expenditures	33,704	33,541	41,100	\$ -	\$ 41,100	\$ 7,559
Fund Balance at Beginning of Year	-	-	-			
Fund Balance at End of Year	\$ 33,704	\$ 33,541	\$ 41,100			

Lorain County, Ohio
Schedule of Revenues, Expenditures and Changes in
Fund Balance - Budget and Actual (Non-GAAP Basis)
Domestic Relations Title IV-E
For the Year Ended December 31, 2005

	<u>Original Budget</u>	<u>Final Budget</u>	<u>Actual</u>	<u>Encumbrances</u>	<u>Actual Plus Encumbrances</u>	<u>Variance with Final Budget Positive (Negative)</u>
Revenues						
Intergovernmental	800,000	813,938	813,938	-	813,938	-
Total Revenues	800,000	813,938	813,938	-	813,938	-
Expenditures						
Current:						
General Government:						
Judicial:						
Salaries and Wages	200,000	200,000	25,214	-	25,214	174,786
Fringe Benefits	90,000	90,000	9,766	-	9,766	80,234
Supplies and Materials	45,000	45,000	4,225	-	4,225	40,775
Equipment	75,000	75,000	-	-	-	75,000
Contractual Services	290,000	290,000	121,464	-	121,464	168,536
Other	100,000	100,000	2,728	-	2,728	97,272
Total Expenditures	800,000	800,000	163,397	-	163,397	636,603
Excess of Revenues Over Expenditures	-	13,938	650,541	\$ -	\$ 650,541	\$ 636,603
Fund Balance at Beginning of Year	-	-	-			
Fund Balance at End of Year	\$ -	\$ 13,938	\$ 650,541			

Lorain County, Ohio
Schedule of Revenues, Expenditures and Changes in
Fund Balance - Budget and Actual (Non-GAAP Basis)
Debt Service Fund
For the Year Ended December 31, 2005

	<u>Original Budget</u>	<u>Final Budget</u>	<u>Actual</u>	<u>Encumbrances</u>	<u>Actual Plus Encumbrances</u>	<u>Variance with Final Budget Positive (Negative)</u>
Revenues						
Intergovernmental	\$ 619,888	\$ 452,092	\$ 452,092	\$ -	\$ 452,092	\$ -
Special Assessments	400,400	356,428	356,428	-	356,428	-
Other	12,000	38,320	38,320	-	38,320	-
Total Revenues	<u>1,032,288</u>	<u>846,840</u>	<u>846,840</u>	<u>-</u>	<u>846,840</u>	<u>-</u>
Expenditures						
General Obligation Bond Principal Retirement	1,200,000	1,250,000	1,245,000	-	1,245,000	5,000
General Obligation Interest	1,300,000	1,300,000	1,289,224	-	1,289,224	10,776
Special Assessment Principal Retirement	284,000	286,500	285,662	-	285,662	838
Special Assessment Interest	266,000	240,000	238,945	-	238,945	1,055
Fiscal Charges	103,294	158,379	196,406	-	196,406	(38,027)
Total Expenditures	<u>3,153,294</u>	<u>3,234,879</u>	<u>3,255,237</u>	<u>-</u>	<u>3,255,237</u>	<u>(20,358)</u>
(Deficiency) of Revenues (Under) Expenditures	(2,121,006)	(2,388,039)	(2,408,397)	-	(2,408,397)	(20,358)
Other Financing Sources						
Proceeds of Notes	114,314	-	-	-	-	-
Proceeds of Refunding Bonds	-	-	5,560,000	-	5,560,000	5,560,000
Payment to Refunded Bond Escrow Agent	-	-	(5,726,245)	-	(5,726,245)	(5,726,245)
Premium on Refunding Bonds	-	-	310,053	-	310,053	310,053
Accrued Interest on Refunding Bond	12,642	12,642	12,642	-	12,642	-
Premium on Notes	-	36,668	36,668	-	36,668	-
Advances - In	133,000	192,121	192,121	-	192,121	-
Total Other Financing Sources	<u>259,956</u>	<u>241,431</u>	<u>385,239</u>	<u>-</u>	<u>385,239</u>	<u>143,808</u>
(Deficiency) of Revenues and Other Financing Sources (Under) Expenditures	(1,861,050)	(2,146,608)	(2,023,158)	\$ -	\$ (2,023,158)	\$ 123,450
Fund Balance at Beginning of Year	2,737,172	2,737,172	2,737,172			
Fund Balance at End of Year	<u>\$ 876,122</u>	<u>\$ 590,564</u>	<u>\$ 714,014</u>			

Lorain County, Ohio
Schedule of Revenues, Expenditures and Changes in
Fund Balance - Budget and Actual (Non-GAAP Basis)
Jail Facility Construction
For the Year Ended December 31, 2005

	<u>Original Budget</u>	<u>Final Budget</u>	<u>Actual</u>	<u>Encumbrances</u>	<u>Actual Plus Encumbrances</u>	<u>Variance with Final Budget Positive (Negative)</u>
Revenues						
Sales Tax	\$ -	\$ -	\$ -	\$ -	\$ -	\$ -
Total Revenues	<u>-</u>	<u>-</u>	<u>-</u>	<u>-</u>	<u>-</u>	<u>-</u>
Expenditures						
Capital Outlay:						
Jail Facility Construction	1,713,262	1,712,580	259,182	395,000	654,182	1,058,398
Total Expenditures	<u>1,713,262</u>	<u>1,712,580</u>	<u>259,182</u>	<u>395,000</u>	<u>654,182</u>	<u>1,058,398</u>
(Deficiency) of Revenues (Under) Expenditures	(1,713,262)	(1,712,580)	(259,182)	<u>\$ (395,000)</u>	<u>\$ (654,182)</u>	<u>\$ 1,058,398</u>
Fund Balance at Beginning of Year	<u>1,789,513</u>	<u>1,789,513</u>	<u>1,789,513</u>			
Fund Balance at End of Year	<u>\$ 76,251</u>	<u>\$ 76,933</u>	<u>\$ 1,530,331</u>			

Capital Projects Fund

The Capital Projects Fund is used to account for financial resources restricted for the acquisition or construction of major capital facilities (other than those financed by the proprietary funds.)

Q Construction – To account for monies used for acquisition and construction of various projects within the County.

Lorain County, Ohio
Schedule of Revenues, Expenditures and Changes in
Fund Balance - Budget and Actual (Non-GAAP Basis)
Q Construction
For the Year Ended December 31, 2005

	<u>Original Budget</u>	<u>Final Budget</u>	<u>Actual</u>	<u>Encumbrances</u>	<u>Actual Plus Encumbrances</u>	<u>Variance with Final Budget Positive (Negative)</u>
Revenues						
Intergovernmental	\$ 800,000	\$ 1,608,916	\$ 1,715,303	\$ -	\$ 1,715,303	\$ 106,387
Other	-	69,117	69,117	-	69,117	-
Total Revenues	800,000	1,678,033	1,784,420	-	1,784,420	106,387
Expenditures						
Capital Outlay:						
Justice Center	3,129,591	7,709,230	1,299,316	2,008,393	3,307,709	4,401,521
D.D. School	-	55,241	55,241	-	55,241	-
Transportation Hub	497,000	642,056	141,265	494,209	635,474	6,582
9-1-1 Phone System	-	92,358	-	-	-	92,358
Board of Elections	239	148,997	3,840	78,582	82,422	66,575
Agricultural Center	-	31,701	-	-	-	31,701
Adult Training Center	2,700	2,700	2,700	-	2,700	-
Highway Improvement	53,517	9,676	100	8,278	8,378	1,298
Energy Conservation Project	-	3,990,000	13,822	3,774,861	3,788,683	201,317
Issue II	800,000	666,211	666,211	-	666,211	-
ODOT Federal Awards	-	1,942,705	1,049,092	206,293	1,255,385	687,320
Ditches	16,792	16,792	-	-	-	16,792
Sewers	11,238	711,238	461,646	96,097	557,743	153,495
Waterlines	833	833	-	-	-	833
Total Expenditures	4,511,910	16,019,738	3,693,233	6,666,713	10,359,946	5,659,792
(Deficiency) of Revenues Over (Under) Expenditures	(3,711,910)	(14,341,705)	(1,908,813)	(6,666,713)	(8,575,526)	5,766,179
Other Financing Sources						
Proceeds of Notes	-	4,690,000	4,690,000	-	4,690,000	-
Advances - In	-	1,139,000	1,139,000	-	1,139,000	-
Total Other Financing Sources	-	5,829,000	5,829,000	-	5,829,000	-
Excess(Deficiency) of Revenues and Other Financing Sources Over(Under) Expenditures	(3,711,910)	(8,512,705)	3,920,187	\$ (6,666,713)	\$ (2,746,526)	\$ 5,766,179
Fund Balance at Beginning of Year	9,015,671	9,015,671	9,015,671			
Fund Balance at End of Year	\$ 5,303,761	\$ 502,966	\$ 12,935,858			

Proprietary Funds

The Proprietary funds are used to account for the County's ongoing organizations and activities which are similar to those found in the private sector. The measurement focus is upon determination of net income, financial position, and cash flows.

Enterprise Funds

Sewer System- The Sanitary Sewer enterprise fund is used to account for the County's sewer operations. This operation is financed and operated in a manner similar to a private business enterprise. The intent of the County is that the costs (expenses, including depreciation) of providing this service to the general public on a continuing basis be financed or recovered primarily through user charges.

Lorain County Transit- The County Transit Enterprise Fund is used to account for the County's transit operations. The operation is financed and operated in a manner similar to a private business enterprise. The intent of the County is that the costs (expenses, including depreciation) of providing this service to the general public on a continuing basis be financed or recovered primarily through user charges and federal and state grants.

Internal Service Fund

The Internal Service Fund is used to account for the activity of the County's self-funded insurance program.

Lorain County, Ohio
Schedule of Revenues, Expenditures and Changes in
Fund Balance - Budget and Actual (Non-GAAP Basis)
Enterprise Fund-Sewer System
For the Year Ended December 31, 2005

	<u>Original Budget</u>	<u>Final Budget</u>	<u>Actual</u>	<u>Encumbrances</u>	<u>Actual Plus Encumbrances</u>	<u>Variance with Final Budget Positive (Negative)</u>
Revenues						
Charges for Services	\$ 1,043,000	\$ 976,757	\$ 976,757	\$ -	\$ 976,757	\$ -
Total Revenues	1,043,000	976,757	976,757	-	976,757	-
Expenses						
Current:						
Personal Services	377,000	377,000	363,984	-	363,984	13,016
Fringe Benefits	120,000	139,800	136,683	-	136,683	3,117
Contractual Services	238,271	412,771	246,380	40,165	286,545	126,226
Supplies and Materials	22,400	26,400	22,321	-	22,321	4,079
Equipment	38,911	38,711	10,419	5,283	15,702	23,009
OWDA Loan Principal Retirement	117,659	117,659	117,659	-	117,659	-
OWDA Loan Interest	63,170	63,170	63,170	-	63,170	-
Other	115,471	107,944	64,006	-	64,006	43,938
Total Expenses	1,092,882	1,283,455	1,024,622	45,448	1,070,070	213,385
(Deficiency) of Revenues (Under) Expenses	(49,882)	(306,698)	(47,865)	(45,448)	(93,313)	213,385
Other Financing Sources						
Advances - In	-	152,200	152,200	-	152,200	-
Excess (Deficiency) of Revenues and Other Financing Sources Over (Under) Expenses	(49,882)	(154,498)	104,335	\$ (45,448)	\$ 58,887	\$ 213,385
Fund Balance at Beginning of Year	204,371	204,371	204,371			
Fund Balance (Deficit) at End of Year	\$ 154,489	\$ 49,873	\$ 308,706			

Lorain County, Ohio
Schedule of Revenues, Expenditures and Changes in
Fund Balance - Budget and Actual (Non-GAAP Basis)
Enterprise Fund-Lorain County Transit
For the Year Ended December 31, 2005

	<u>Original Budget</u>	<u>Final Budget</u>	<u>Actual</u>	<u>Encumbrances</u>	<u>Actual Plus Encumbrances</u>	<u>Variance with Final Budget Positive (Negative)</u>
Revenues						
Charges for Services	\$ 660,000	\$ 601,023	\$ 601,023	\$ -	\$ 601,023	\$ -
Intergovernmental	3,858,500	3,545,106	3,545,106	-	3,545,106	-
Local Grants	2,017,600	1,204,900	1,204,900	-	1,204,900	-
Other	77,000	18,485	18,485	-	18,485	-
Total Revenues	6,613,100	5,369,514	5,369,514	-	5,369,514	-
Expenses						
Current:						
Personal Services	239,000	174,000	172,776	-	172,776	1,224
Fringe Benefits	103,500	91,500	84,336	-	84,336	7,164
Contractual Services	4,578,896	4,335,716	4,331,456	-	4,331,456	4,260
Supplies and Materials	31,610	22,006	9,685	-	9,685	12,321
Equipment	1,614,912	277,912	274,230	-	274,230	3,682
Other	47,200	34,800	24,361	6,738	31,099	3,701
Total Expenses	6,615,118	4,935,934	4,896,844	6,738	4,903,582	32,352
Excess (Deficiency) of Revenues						
Over (Under) Expenses	(2,018)	433,580	472,670	\$ (6,738)	\$ 465,932	\$ 32,352
Fund Balance at Beginning of Year	213,390	213,390	213,390			
Fund Balance (Deficit) at End of Year	\$ 211,372	\$ 646,970	\$ 686,060			

Lorain County, Ohio
Schedule of Revenues, Expenditures and Changes in
Fund Balance - Budget and Actual (Non-GAAP Basis)
Governmental Activity Fund-Internal Service Fund
For the Year Ended December 31, 2005

	<u>Original Budget</u>	<u>Final Budget</u>	<u>Actual</u>	<u>Encumbrances</u>	<u>Actual Plus Encumbrances</u>	<u>Variance with Final Budget Positive (Negative)</u>
Revenues						
Charges for Services	\$ 16,102,000	\$ 17,876,909	\$ 17,876,909	\$ -	\$ 17,876,909	\$ -
Total Revenues	16,102,000	17,876,909	17,876,909	-	17,876,909	-
Expenses						
Current:						
Contractual Services	1,212,100	1,826,000	1,801,790	-	1,801,790	24,210
Claims & Judgements	12,000,000	14,800,000	14,618,837	-	14,618,837	181,163
Supplies and Materials	-	375	375	-	375	-
Other	5,000	7,625	5,273	-	5,273	2,352
Total Expenses	13,217,100	16,634,000	16,426,275	-	16,426,275	207,725
Excess of Revenues Over Expenses	2,884,900	1,242,909	1,450,634	-	1,450,634	207,725
Other Financing Sources						
Operating Transfers - In	-	178,590	178,590	-	178,590	-
Excess of Revenues and Other Financing Sources Over Expenses	2,884,900	1,421,499	1,629,224	\$ -	\$ 1,629,224	\$ 207,725
Fund Balance at Beginning of Year	7,969,011	7,969,011	7,969,011			
Fund Balance at End of Year	\$ 10,853,911	\$ 9,390,510	\$ 9,598,235			

Lorain County, Ohio Agency Funds

These funds are used to account for assets held by the County in a trustee capacity or as an agent for individuals, private organizations, other governments, and/or other funds. These funds are purely custodial (assets equal liabilities) and thus do not involve the measurement of results of operations. The following are the County's agency funds:

Family and Children First Council – To account for revenues and expenditures for the Family and Children First Council for which the County serves as fiscal agent.

Undivided Tax – To account for the collection of real estate taxes and special assessments collected from real estate owners. These taxes and special assessments are periodically apportioned to local governments in the County (including Lorain County itself).

Real Estate Escrow – To account for the monies received for taxes before their due date.

Undivided Government – To account for the collection of shared revenues from the State of Ohio that represent a portion of state income taxes, state sales taxes, and corporate franchise taxes which are returned to the County. These monies are apportioned to local governments on a monthly basis, allocated according to a formula agreed upon by the recipients.

Board of Health – To account for revenues and expenditures for the Board of Health for which the County serves as fiscal agent.

Soil and Water – To account for revenues and expenditures of the soil and water conservation commission for which the County serves as fiscal agent.

Payroll – To account for the net payroll taxes and other related payroll deductions accumulated from the government, proprietary, and fiduciary funds for distribution to employees, other governmental units and private organizations.

Courts – To account for the receipt and expenditure of various court monies that do not run through the County's accounting system.

Sheriff – To account for the receipt and expenditure of moneys for inmates and the Sheriff's civil account that do not run through the County's accounting system.

Alimony and Child Support – To account for the collection of alimony and child support payments and distribution of such monies to the court-designated recipients.

Local Emergency Planning Commission – To account for revenues and expenditures of the Local Emergency Planning Commission for which the County serves as fiscal agent.

Community Based Correctional Facility – To account for the operation of the community based correctional facility for which the County serves as fiscal agent.

Sheriff's Inmate – To account for the moneys held for the sheriff's inmate account.

Golden Acres – To account for the moneys held on behalf of the County home residents.

Benefit America Flex Plan – To account for employee deductions under Internal Revenue Code Section 125 for medical and child care expenses.

U-Trust – To account for unclaimed and surplus funds held in trust by the county.

Ohio Trust Fund – To account for recording fees collected and due to the State of Ohio.

Lorain County, Ohio
 Combining Balance Sheet
All Agency Funds
 December 31, 2005

	<u>Family and Children First Council</u>	<u>Undivided Tax</u>	<u>Real Estate Escrow</u>	<u>Undivided Government</u>	<u>Board of Health</u>
ALL AGENCY FUNDS					
Assets					
Equity in Pooled Cash, Cash Equivalents and Investments	\$ 269,535	\$ 9,795,867	\$ 2,858,264	\$ 129	\$ 2,420,093
Cash and Cash Equivalents in Segregated Accounts	-	-	-	-	-
Receivables:					
Property and Other Taxes	-	313,997,847	-	13,710,971	-
Special Assessments	-	18,976,906	-	-	-
Intergovernmental Receivable	-	13,205,668	-	-	-
Total Assets	<u>\$ 269,535</u>	<u>\$ 355,976,288</u>	<u>\$ 2,858,264</u>	<u>\$ 13,711,100</u>	<u>\$ 2,420,093</u>
Liabilities					
Local Government Taxes Payable	-	847,374	-	12,019,596	-
Intergovernmental Payable	-	329,681,161	-	1,687,394	-
Advances from Other Funds	-	-	-	-	-
Undistributed Monies	269,535	25,447,753	2,858,264	4,110	2,420,093
Total Liabilities	<u>\$ 269,535</u>	<u>\$ 355,976,288</u>	<u>\$ 2,858,264</u>	<u>\$ 13,711,100</u>	<u>\$ 2,420,093</u>

<u>Soil and Water</u>	<u>Payroll</u>	<u>Courts</u>	<u>Sheriff</u>	<u>Alimony and Child Support</u>	<u>Local Emergency Planning Commission</u>
\$ 369,364	\$ 272,713	\$ -	\$ -	\$ -	\$ -
-	-	4,095,802	1,411,921	21,832	233,010
-	-	-	-	-	-
-	-	-	-	-	-
-	-	-	-	-	-
<u>\$ 369,364</u>	<u>\$ 272,713</u>	<u>\$ 4,095,802</u>	<u>\$ 1,411,921</u>	<u>\$ 21,832</u>	<u>\$ 233,010</u>
-	-	-	-	-	-
-	-	-	-	-	-
-	-	-	-	-	-
369,364	272,713	4,095,802	1,411,921	21,832	233,010
<u>\$ 369,364</u>	<u>\$ 272,713</u>	<u>\$ 4,095,802</u>	<u>\$ 1,411,921</u>	<u>\$ 21,832</u>	<u>\$ 233,010</u>

(continued)

Lorain County, Ohio
 Combining Balance Sheet
All Agency Funds (continued)
 December 31, 2005

	<u>Community Based Correctional Facility</u>	<u>Sheriff's Inmate</u>	<u>Golden Acres</u>	<u>Benefit America Flex Plan</u>	<u>U-Trust</u>	<u>Ohio Trust Fund</u>	<u>Totals</u>
Assets							
Equity in Pooled Cash, Cash Equivalents and Investments	\$ 296,768	\$ -	\$ -	\$ 38,811	\$ 1,625,983	\$ 500,014	\$ 18,447,541
Cash and Cash Equivalents in Segregated Accounts	-	89,854	5,814	-	-	-	5,858,233
Receivables:							
Property and Other Taxes	-	-	-	-	-	-	327,708,818
Special Assessments	-	-	-	-	-	-	18,976,906
Intergovernmental Receivable	-	-	-	-	-	-	13,205,668
Total Assets	<u>\$ 296,768</u>	<u>\$ 89,854</u>	<u>\$ 5,814</u>	<u>\$ 38,811</u>	<u>\$ 1,625,983</u>	<u>\$ 500,014</u>	<u>\$ 384,197,166</u>
Liabilities							
Local Government Taxes Payable	-	-	-	-	-	-	12,866,970
Intergovernmental Payable	-	-	-	-	-	-	331,368,555
Advances from Other Funds	-	-	-	-	-	-	-
Undistributed Monies	296,768	89,854	5,814	38,811	1,625,983	500,014	39,961,641
Total Liabilities	<u>\$ 296,768</u>	<u>\$ 89,854</u>	<u>\$ 5,814</u>	<u>\$ 38,811</u>	<u>\$ 1,625,983</u>	<u>\$ 500,014</u>	<u>\$ 384,197,166</u>

Lorain County, Ohio
 Combining Statement of Changes in Assets and Liabilities
All Agency Funds
 For the Year Ended December 31, 2005

	Balance 1/1/05	Additions	Reductions	Balance 12/31/05
FAMILY AND CHILDREN FIRST COUNCIL				
Assets				
Equity in Pooled Cash, Cash Equivalents and Investments	\$ 203,516	\$ 677,752	\$ 611,733	\$ 269,535
Total Assets	\$ 203,516	\$ 677,752	\$ 611,733	\$ 269,535
Liabilities				
Advances from Other Funds	54,260	-	54,260	-
Undistributed Monies	149,256	677,752	557,473	269,535
Total Liabilities	\$ 203,516	\$ 677,752	\$ 611,733	\$ 269,535
UNDIVIDED TAX				
Assets				
Equity in Pooled Cash, Cash Equivalents and Investments	\$ 7,642,064	\$ 309,492,013	\$ 307,338,210	\$ 9,795,867
Receivables:				
Property and Other Taxes	289,581,018	313,997,847	289,581,018	313,997,847
Special Assessments	18,964,813	18,976,906	18,964,813	18,976,906
Intergovernment Receivable	13,762,910	13,205,668	13,762,910	13,205,668
Total Assets	\$ 329,950,805	\$ 655,672,434	\$ 629,646,951	\$ 355,976,288
Liabilities				
Due to County Funds:				
Property and Other Taxes	-	49,274,629	49,274,629	-
Special Assessments	-	5,005,854	5,005,854	-
Accounts Payable	19,678	-	19,678	-
Local Government Taxes Payable	1,482,905	847,374	1,482,905	847,374
Intergovernmental Payable	305,585,393	329,681,161	305,585,393	329,681,161
Undistributed Monies	22,862,829	270,863,416	268,278,492	25,447,753
Total Liabilities	\$ 329,950,805	\$ 655,672,434	\$ 629,646,951	\$ 355,976,288
REAL ESTATE ESCROW				
Assets				
Equity in Pooled Cash, Cash Equivalents and Investments	\$ 2,815,374	\$ 6,416,160	\$ 6,373,270	\$ 2,858,264
Accrued interest receivable	4,578	-	4,578	-
Total Assets	\$ 2,819,952	\$ 6,416,160	\$ 6,377,848	\$ 2,858,264
Liabilities				
Undistributed Monies	\$ 2,819,952	\$ 6,416,160	\$ 6,377,848	\$ 2,858,264
Total Liabilities	\$ 2,819,952	\$ 6,416,160	\$ 6,377,848	\$ 2,858,264
UNDIVIDED GOVERNMENT				
Assets				
Equity in Pooled Cash, Cash Equivalents and Investments	\$ -	\$ 347,123,368	\$ 347,123,239	\$ 129
Receivables:				
Property and Other Taxes	13,545,648	13,710,971	13,545,648	13,710,971
Total Assets	\$ 13,545,648	\$ 360,834,339	\$ 360,668,887	\$ 13,711,100
Liabilities				
Due to County Funds:				
Local Government	-	-	-	-
Local Government Taxes Payable	11,854,273	12,019,596	11,854,273	12,019,596
Intergovernmental Payable	1,687,394	-	-	1,687,394
Undistributed Monies	3,981	348,814,743	348,814,614	4,110
Total Liabilities	\$ 13,545,648	\$ 360,834,339	\$ 360,668,887	\$ 13,711,100

(continued)

Lorain County, Ohio
 Combining Statement of Changes in Assets and Liabilities
All Agency Funds (continued)
 For the Year Ended December 31, 2005

	Balance 1/1/05	Additions	Reductions	Balance 12/31/05
BOARD OF HEALTH				
Assets				
Equity in Pooled Cash, Cash Equivalents and Investments	\$ 2,381,488	\$ 5,016,159	\$ 4,977,554	\$ 2,420,093
Total Assets	\$ 2,381,488	\$ 5,016,159	\$ 4,977,554	\$ 2,420,093
Liabilities				
Undistributed Monies	2,381,488	5,016,159	4,977,554	2,420,093
Total Liabilities	\$ 2,381,488	\$ 5,016,159	\$ 4,977,554	\$ 2,420,093
SOIL AND WATER				
Assets				
Equity in Pooled Cash, Cash Equivalents and Investments	\$ 300,530	\$ 428,884	\$ 360,050	\$ 369,364
Total Assets	\$ 300,530	\$ 428,884	\$ 360,050	\$ 369,364
Liabilities				
Undistributed Monies	300,530	428,884	360,050	369,364
Total Liabilities	\$ 300,530	\$ 428,884	\$ 360,050	\$ 369,364
PAYROLL				
Assets				
Equity in Pooled Cash, Cash Equivalents and Investments	\$ 264,526	\$ 58,529,652	\$ 58,521,465	\$ 272,713
Total Assets	\$ 264,526	\$ 58,529,652	\$ 58,521,465	\$ 272,713
Liabilities				
Undistributed Monies	\$ 264,526	\$ 58,529,652	\$ 58,521,465	\$ 272,713
Total Liabilities	\$ 264,526	\$ 58,529,652	\$ 58,521,465	\$ 272,713
COURTS				
Assets				
Cash and Cash Equivalents in Segregated Accounts	\$ 3,717,108	\$ 378,694	\$ -	\$ 4,095,802
Total Assets	\$ 3,717,108	\$ 378,694	\$ -	\$ 4,095,802
Liabilities				
Undistributed Monies	\$ 3,717,108	\$ 378,694	\$ -	\$ 4,095,802
Total Liabilities	\$ 3,717,108	\$ 378,694	\$ -	\$ 4,095,802
SHERIFF				
Assets				
Cash and Cash Equivalents in Segregated Accounts	\$ 1,741,364	\$ -	\$ 329,443	\$ 1,411,921
Total Assets	\$ 1,741,364	\$ -	\$ 329,443	\$ 1,411,921
Liabilities				
Undistributed Monies	\$ 1,741,364	\$ -	\$ 329,443	\$ 1,411,921
Total Liabilities	\$ 1,741,364	\$ -	\$ 329,443	\$ 1,411,921

(continued)

Lorain County, Ohio
Combining Statement of Changes in Assets and Liabilities
All Agency Funds (continued)
For the Year Ended December 31, 2005

	Balance 1/1/05	Additions	Reductions	Balance 12/31/05
BENEFIT AMERICA FLEX PLAN				
Assets				
Equity in Pooled Cash, Cash Equivalent and Investments	\$ 36,078	\$ 2,733	\$ -	\$ 38,811
Total Assets	\$ 36,078	\$ 2,733	\$ -	\$ 38,811
Liabilities				
Undistributed Monies	\$ 36,078	\$ 2,733	\$ -	\$ 38,811
Total Liabilities	\$ 36,078	\$ 2,733	\$ -	\$ 38,811
U-TRUST				
Assets				
Equity in Pooled Cash, Cash Equivalent and Investments	\$ 1,315,409	\$ 731,000	\$ 420,426	\$ 1,625,983
Accrued Interest Receivable	-	-	-	-
Intergovernmental Receivable	-	-	-	-
Total Assets	\$ 1,315,409	\$ 731,000	\$ 420,426	\$ 1,625,983
Liabilities				
Accounts Payable	\$ 5,740	\$ -	\$ 5,740	\$ -
Undistributed Monies	1,309,669	731,000	414,686	1,625,983
Total Liabilities	\$ 1,315,409	\$ 731,000	\$ 420,426	\$ 1,625,983
OHIO TRUST FUND				
Assets				
Equity in Pooled Cash, Cash Equivalent and Investments	\$ 468,571	\$ 2,035,472	\$ 2,004,029	\$ 500,014
Total Assets	\$ 468,571	\$ 2,035,472	\$ 2,004,029	\$ 500,014
Liabilities				
Undistributed Monies	\$ 468,571	\$ 2,035,472	\$ 2,004,029	\$ 500,014
Total Liabilities	\$ 468,571	\$ 2,035,472	\$ 2,004,029	\$ 500,014
ALL AGENCY FUNDS				
Assets				
Equity in Pooled Cash, Cash Equivalents and Investments	\$ 16,376,187	\$ 732,591,285	\$ 730,519,931	\$ 18,447,541
Cash and Cash Equivalents in Segregated Accounts	5,811,222	391,783	344,772	5,858,233
Accrued Interest Receivable	4,578	-	4,578	-
Receivables:				
Property and Other Taxes	303,126,666	327,708,818	303,126,666	327,708,818
Special Assessments	18,964,813	18,976,906	18,964,813	18,976,906
Intergovernmental Receivable	13,762,910	13,205,668	13,762,910	13,205,668
Total Assets	\$ 358,046,376	\$ 1,092,874,460	\$ 1,066,723,670	\$ 384,197,166
Liabilities				
Accounts Payable	\$ 25,418	\$ -	\$ 25,418	\$ -
Local Government Taxes Payable	13,337,178	12,866,970	13,337,178	12,866,970
Due to County Funds:				
Property and Other Taxes	-	49,274,629	49,274,629	-
Special Assessments	-	5,005,854	5,005,854	-
Intergovernmental Payable	307,272,787	329,681,161	305,585,393	331,368,555
Advances from Other Funds	54,260	-	54,260	-
Undistributed Monies	37,356,733	696,045,846	693,440,938	39,961,641
Total Liabilities	\$ 358,046,376	\$ 1,092,874,460	\$ 1,066,723,670	\$ 384,197,166

Lorain County, Ohio
Combining Statement of Changes in Assets and Liabilities
All Agency Funds (continued)
For the Year Ended December 31, 2005

	Balance 1/1/05	Additions	Reductions	Balance 12/31/05
ALIMONY AND CHILD SUPPORT				
Assets				
Cash and Cash Equivalents in Segregated Accounts	\$ 17,474	\$ 4,358	\$ -	\$ 21,832
Total Assets	\$ 17,474	\$ 4,358	\$ -	\$ 21,832
Liabilities				
Undistributed Monies	\$ 17,474	\$ 4,358	\$ -	\$ 21,832
Total Liabilities	\$ 17,474	\$ 4,358	\$ -	\$ 21,832
LOCAL EMERGENCY PLANNING COMMISSION				
Assets				
Cash and Cash Equivalents in Segregated Accounts	\$ 245,462	\$ -	\$ 12,452	\$ 233,010
Total Assets	\$ 245,462	\$ -	\$ 12,452	\$ 233,010
Liabilities				
Undistributed Monies	\$ 245,462	\$ -	\$ 12,452	\$ 233,010
Total Liabilities	\$ 245,462	\$ -	\$ 12,452	\$ 233,010
COMMUNITY BASED CORRECTIONAL FACILITY				
Assets				
Equity in Pooled Cash, Cash Equivalents and Investments	\$ 948,631	\$ 2,138,092	\$ 2,789,955	\$ 296,768
Total Assets	\$ 948,631	\$ 2,138,092	\$ 2,789,955	\$ 296,768
Liabilities				
Undistributed Monies	\$ 948,631	\$ 2,138,092	\$ 2,789,955	\$ 296,768
Total Liabilities	\$ 948,631	\$ 2,138,092	\$ 2,789,955	\$ 296,768
SHERIFF'S INMATE				
Assets				
Cash and Cash Equivalents in Segregated Accounts	\$ 81,123	\$ 8,731	\$ -	\$ 89,854
Total Assets	\$ 81,123	\$ 8,731	\$ -	\$ 89,854
Liabilities				
Undistributed Monies	\$ 81,123	\$ 8,731	\$ -	\$ 89,854
Total Liabilities	\$ 81,123	\$ 8,731	\$ -	\$ 89,854
GOLDEN ACRES				
Assets				
Cash and Cash Equivalents in Segregated Accounts	\$ 8,691	\$ -	\$ 2,877	\$ 5,814
Total Assets	\$ 8,691	\$ -	\$ 2,877	\$ 5,814
Liabilities				
Undistributed Monies	\$ 8,691	\$ -	\$ 2,877	\$ 5,814
Total Liabilities	\$ 8,691	\$ -	\$ 2,877	\$ 5,814

(continued)



Sheffield Gardens
Metro Park



Tom's Country Place
Avon



Duane Building
Lorain



Green Circle Growers
Kipton



Lorain County, Ohio
General Fund Expenditures by Function
Last Ten Years

	1996	1997	1998	1999	2000	2001	2002	2003	2004	2005
General Government:										
Legislative and Executive	\$ 13,161,123	\$ 15,590,631	\$ 15,192,194	\$ 15,225,931	\$ 17,728,092	\$ 19,558,832	\$ 23,099,838	\$ 24,578,893	\$ 25,058,218	\$ 28,651,945
Judicial	8,043,620	7,979,357	9,204,290	10,100,666	10,728,523	12,351,788	12,986,021	13,780,867	14,134,492	14,756,923
Public Safety	4,567,011	5,641,923	7,056,584	6,319,978	4,994,709	5,639,205	6,451,057	6,506,388	6,920,559	7,136,408
Public Works	183,065	208,317	185,901	198,899	226,674	225,991	246,522	265,608	263,019	263,501
Health	4,693	4,331	4,367	3,222	3,470	3,558	934	7,106	4,969	3,524
Human Services	446,625	462,463	1,233,855	1,219,880	1,287,142	1,435,903	1,966,094	2,206,427	2,099,053	2,553,724
Economic Development and Assistance	-	-	-	-	-	-	2,898	373	-	14,402
Capital Outlay	1,651,806	1,632,810	2,963,175	4,062,324	3,255,326	514,336	2,368,460	240,652	356,355	749,817
Intergovernmental	240,460	310,975	337,616	793,662	4,250,483	6,636,190	560,915	555,155	557,397	588,937
Debt Service:										
Principal Retirement	35,519	-	-	-	-	-	-	-	-	-
Interest and Fiscal Charges	22,639	109,694	-	-	-	-	-	-	-	-
Total Expenditures	\$ 28,356,561	\$ 31,940,501	\$ 36,177,982	\$ 37,924,562	\$ 42,474,419	\$ 46,365,803	\$ 47,682,739	\$ 48,141,469	\$ 49,394,062	\$ 54,719,181

Source: Lorain County Financial Statements

Lorain County, Ohio
General Fund Revenues by Source
Last Ten Years

	1996	1997	1998	1999	2000	2001	2002	2003	2004	2005
Taxes	\$ 14,134,766	\$ 15,387,349	\$ 16,096,392	\$ 17,182,846	\$ 17,799,856	\$ 19,136,238	\$ 19,987,761	\$ 22,616,126	\$ 24,343,567	\$ 24,774,377
Charges for Services	7,190,556	7,531,682	10,477,434	864,429	1,151,159	1,148,147	2,000,702	1,589,641	1,724,112	1,633,686
Licenses, Permits and Fees	153,783	112,234	318,554	8,227,481	7,656,441	8,642,316	9,503,698	10,780,064	11,375,797	11,128,623
Fines and Forfeitures	953,199	750,550	824,640	1,281,608	1,258,364	1,240,671	1,488,301	1,740,166	1,826,842	1,587,759
Intergovernmental	10,692,970	9,796,903	9,341,662	10,716,071	10,857,406	12,005,394	11,150,839	10,508,758	11,016,033	11,119,543
Interest	5,471,529	6,884,777	7,699,232	5,895,696	10,889,392	7,607,100	4,134,247	1,810,883	2,576,150	4,632,072
Other	503,696	375,767	433,409	1,059,950	1,700,438	1,583,656	1,552,169	1,635,670	1,211,633	1,403,430
Total Revenues	\$ 39,100,499	\$ 40,839,262	\$ 45,191,323	\$ 45,228,081	\$ 51,313,056	\$ 51,363,522	\$ 49,817,717	\$ 50,681,308	\$ 54,074,134	\$ 56,279,490

Source: Lorain County Financial Statements

Lorain County, Ohio

Property Tax Levies and Collections Real and Public Utility Taxes

Last Ten Years

Collection Year	Current Tax Levy (1)	Current Tax Collections (2)	Percent Collected	Delinquent Tax Collections	Total Tax Collections	Percent of Total Collections To Current Tax Levies	Outstanding Delinquent Taxes (3)	% of Outstanding Delinquent Taxes To Current Tax Levy
1996	\$ 25,443,443	\$ 25,075,179	98.55%	\$ 729,285	\$ 25,804,464	101.42%	\$ 704,121	2.77%
1997	\$ 27,047,030	\$ 26,372,756	97.51%	\$ 651,956	\$ 27,024,712	99.92%	\$ 742,790	2.75%
1998 *	\$ 22,914,599	\$ 22,299,239	97.31%	\$ 565,321	\$ 22,864,560	99.78%	\$ 895,584	3.91%
1999	\$ 25,626,921	\$ 24,773,661	96.67%	\$ 873,114	\$ 25,646,775	100.01%	\$ 1,227,982	4.79%
2000	\$ 26,198,873	\$ 25,880,369	98.78%	\$ 716,083	\$ 26,596,452	101.52%	\$ 816,589	3.12%
2001	\$ 28,481,243	\$ 27,498,162	96.55%	\$ 767,037	\$ 28,265,199	99.24%	\$ 1,443,572	5.07%
2002 **	\$ 37,092,280	\$ 35,760,033	96.41%	\$ 1,064,916	\$ 36,824,949	99.28%	\$ 2,041,587	5.50%
2003	\$ 38,514,110	\$ 37,308,869	96.87%	\$ 1,242,829	\$ 38,551,698	100.10%	\$ 2,008,749	5.22%
2004	\$ 41,855,824	\$ 40,558,657	96.90%	\$ 1,252,126	\$ 41,810,783	99.89%	\$ 2,161,228	5.16%
2005	\$ 43,010,683	\$ 41,575,540	96.66%	\$ 1,343,365	\$ 42,918,905	99.79%	\$ 2,419,803	5.63%

(1) Does not include the General Health District, a special district that is not a part of the County entity for reporting purposes.

* Current Tax Levy amount is lower due to two levies dropping Golden Acres .40 mills & Board of Mental Retardation 1.50 mills.

(2) State reimbursements of Rollback and Homestead Exemptions are included.

** Increase in current tax levy amount is due to Board of Mental Retardation passing an additional levy of 1.80 mills.

(3) Penalties and interest are included, since by Ohio law they become part of the tax obligation as assessment occurs. This amount cannot be calculated based on other information in this statistical table because of retroactive additions and deletions which are brought on in one lump sum.

Lorain County, Ohio
Tangible Personal Property Tax Collections
Last Ten Years

<u>Year</u>	<u>Amount</u>
1996	\$ 4,400,811
1997	\$ 4,606,985
1998	\$ 3,716,845
1999	\$ 3,842,499
2000	\$ 4,052,308
2001	\$ 3,499,202
2002	\$ 4,809,748
2003	\$ 4,396,866
2004	\$ 4,396,871
2005	\$ 4,458,097

Source: Lorain County Auditor
Tax Settlement Department

Lorain County, Ohio
Assessed and Estimated Actual Value
Of Taxable Property
Last Ten Years

Collection Year	Real Property (1)		Personal Property		Tangible Personal Public Utility		Total		Ratio of Assessed Value To Estimated Actual Value
	Assessed Value	Estimated Actual Value	Assessed Value	Estimated Actual Value	Assessed Value	Estimated Actual Value	Assessed Value	Estimated Actual Value	
1996	\$ 2,810,204,100	\$ 8,029,154,571	\$ 447,285,567	\$ 1,789,142,268	\$ 376,347,400	\$ 427,667,500	\$ 3,633,837,067	\$ 10,245,964,339	35.47%
1997	\$ 2,900,417,820	\$ 8,286,908,057	\$ 512,223,720	\$ 2,048,894,880	\$ 360,460,820	\$ 409,614,568	\$ 3,773,102,360	\$ 10,745,417,505	35.11%
1998	\$ 3,438,435,120	\$ 9,824,100,343	\$ 536,990,029	\$ 2,147,960,116	\$ 359,097,660	\$ 408,065,523	\$ 4,334,522,809	\$ 12,380,125,982	35.01%
1999	\$ 3,558,102,020	\$ 10,166,005,771	\$ 550,710,302	\$ 2,202,841,208	\$ 350,502,690	\$ 398,298,511	\$ 4,459,315,012	\$ 12,767,145,490	34.93%
2000	\$ 3,670,290,540	\$ 10,486,544,400	\$ 558,408,070	\$ 2,233,632,280	\$ 358,221,040	\$ 407,069,364	\$ 4,586,919,650	\$ 13,127,246,044	34.94%
2001	\$ 4,334,583,960	\$ 12,384,525,600	\$ 564,842,468	\$ 2,259,369,872	\$ 355,073,190	\$ 403,492,261	\$ 5,254,499,618	\$ 15,047,387,733	34.92%
2002	\$ 4,447,591,090	\$ 12,707,403,114	\$ 592,165,760	\$ 2,467,357,333	\$ 270,952,300	\$ 307,900,341	\$ 5,310,709,150	\$ 15,482,660,788	34.30%
2003	\$ 4,615,358,230	\$ 13,186,737,800	\$ 596,275,920	\$ 2,484,483,000	\$ 311,488,890	\$ 353,964,648	\$ 5,523,123,040	\$ 16,025,185,448	34.47%
2004	\$ 5,159,299,420	\$ 14,740,855,486	\$ 493,410,240	\$ 2,055,876,000	\$ 306,638,130	\$ 348,452,421	\$ 5,959,347,790	\$ 17,145,183,907	34.76%
2005	\$ 5,378,463,050	\$ 15,367,037,286	\$ 497,439,716	\$ 2,072,665,483	\$ 291,960,240	\$ 331,773,000	\$ 6,167,863,006	\$ 17,771,475,769	34.71%

(1) Includes Public Utility Real Property and Mineral Lands and Rights.

(2) Ratio represents Total Assessed Value to Total Estimated Actual Value.

Source: Lorain County Auditor
Tax Settlement Department

Lorain County, Ohio

Property Tax Rates
Direct and Overlapping Governments
(Per \$1,000 of Assessed Value)
Last Ten Years

County Units	1995/1996	1996/1997	1997/1998	1998/1999	1999/2000	2000/2001	2001/2002	2002/2003	2003/2004	2004/2005
General Fund	\$ 1.15	\$ 1.45	\$ 1.30	\$ 1.15	\$ 1.15	\$ 1.15	\$ 1.15	\$ 1.60	\$ 1.60	\$ 1.60
Special Revenue Funds										
Golden Acres	\$ 0.40	\$ 0.40	\$ -	\$ -	\$ -	\$ -	\$ -	\$ -	\$ -	\$ -
Children Services	\$ 1.50	\$ 1.50	\$ 1.50	\$ 1.50	\$ 1.50	\$ 1.50	\$ 1.50	\$ 1.50	\$ 1.50	\$ 1.50
Mental Retardation	\$ 3.19	\$ 3.19	\$ 1.69	\$ 1.69	\$ 1.69	\$ 1.69	\$ 3.49	\$ 3.49	\$ 3.49	\$ 3.49
TB Clinic	\$ 0.20	\$ 0.20	\$ 0.20	\$ 0.20	\$ 0.20	\$ 0.20	\$ 0.20	\$ 0.20	\$ 0.20	\$ 0.20
Drug Enforcement	\$ 0.25	\$ 0.25	\$ 0.25	\$ 0.25	\$ 0.25	\$ 0.25	\$ 0.25	\$ 0.25	\$ 0.25	\$ 0.25
911 System	\$ 0.35	\$ 0.35	\$ 0.35	\$ 0.35	\$ 0.35	\$ 0.35	\$ 0.35	\$ 0.35	\$ 0.35	\$ 0.35
Community Mental Health	\$ 1.80	\$ 1.80	\$ 1.80	\$ 1.80	\$ 1.80	\$ 1.80	\$ 1.80	\$ 1.80	\$ 1.80	\$ 1.80
Debt Service Fund	\$ 0.45	\$ 0.15	\$ 0.30	\$ 0.45	\$ 0.45	\$ 0.45	\$ 0.45	\$ -	\$ -	\$ -
Agency Funds										
Metropolitan Park	\$ 1.00	\$ 1.00	\$ 1.00	\$ 1.00	\$ 1.00	\$ 1.00	\$ 1.00	\$ 1.00	\$ 1.00	\$ 1.00
Lorain Community College	\$ 2.40	\$ 2.40	\$ 2.40	\$ 2.40	\$ 2.40	\$ 2.40	\$ 2.70	\$ 2.70	\$ 2.70	\$ 3.00
Townships										
Amherst	\$ 3.90	\$ 3.90	\$ 3.90	\$ 3.90	\$ 3.90	\$ 3.90	\$ 5.90	\$ 5.90	\$ 5.90	\$ 5.90
Brighton	\$ 11.20	\$ 11.45	\$ 11.45	\$ 11.45	\$ 11.45	\$ 11.45	\$ 11.45	\$ 11.45	\$ 12.95	\$ 12.95
Brownhelm	\$ 3.43	\$ 3.43	\$ 3.43	\$ 3.43	\$ 3.43	\$ 3.43	\$ 3.43	\$ 3.43	\$ 3.43	\$ 3.43
Camden	\$ 7.58	\$ 7.58	\$ 7.58	\$ 7.58	\$ 7.58	\$ 10.58	\$ 10.58	\$ 10.58	\$ 12.23	\$ 12.23
Carlisle	\$ 4.53	\$ 4.53	\$ 4.53	\$ 4.53	\$ 4.53	\$ 4.53	\$ 6.28	\$ 6.28	\$ 6.28	\$ 6.28
Columbia	\$ 7.80	\$ 7.80	\$ 6.30	\$ 6.30	\$ 6.30	\$ 7.74	\$ 7.74	\$ 7.74	\$ 7.74	\$ 7.74
Eaton	\$ 5.80	\$ 5.80	\$ 5.80	\$ 5.80	\$ 5.80	\$ 5.80	\$ 5.80	\$ 5.80	\$ 5.80	\$ 5.80
Elyria	\$ 6.78	\$ 6.78	\$ 6.78	\$ 6.78	\$ 6.78	\$ 6.78	\$ 6.78	\$ 6.78	\$ 6.78	\$ 6.78
Grafton	\$ 6.76	\$ 6.76	\$ 6.76	\$ 6.76	\$ 6.76	\$ 6.76	\$ 6.76	\$ 6.76	\$ 7.76	\$ 7.76
Henrietta	\$ 4.76	\$ 4.76	\$ 5.76	\$ 5.76	\$ 5.76	\$ 7.76	\$ 7.76	\$ 7.76	\$ 7.76	\$ 7.76
Huntington	\$ 10.30	\$ 10.55	\$ 10.55	\$ 10.55	\$ 10.55	\$ 10.55	\$ 10.55	\$ 10.55	\$ 12.05	\$ 12.05
Lagrange	\$ 6.28	\$ 6.28	\$ 6.28	\$ 6.28	\$ 6.28	\$ 6.28	\$ 6.28	\$ 6.28	\$ 6.28	\$ 6.28
Penfield	\$ 9.28	\$ 9.53	\$ 9.53	\$ 9.53	\$ 9.53	\$ 9.53	\$ 9.53	\$ 9.53	\$ 11.03	\$ 11.03
Pittsfield	\$ 7.03	\$ 7.78	\$ 7.78	\$ 7.78	\$ 7.78	\$ 10.78	\$ 10.78	\$ 10.78	\$ 10.78	\$ 10.78
Rochester	\$ 8.60	\$ 8.10	\$ 8.10	\$ 8.10	\$ 8.10	\$ 8.10	\$ 8.10	\$ 8.10	\$ 9.60	\$ 9.60
New Russia	\$ 2.40	\$ 2.40	\$ 2.40	\$ 2.40	\$ 2.40	\$ 5.40	\$ 5.40	\$ 5.40	\$ 5.40	\$ 5.40
Sheffield	\$ 9.63	\$ 9.63	\$ 9.63	\$ 9.63	\$ 9.63	\$ 9.63	\$ 9.63	\$ 9.63	\$ 9.63	\$ 9.63
Wellington	\$ 10.88	\$ 10.88	\$ 10.83	\$ 10.83	\$ 10.23	\$ 9.93	\$ 9.23	\$ 9.13	\$ 10.63	\$ 10.63
School Districts										
Amherst EVSD	\$ 57.98	\$ 57.98	\$ 57.98	\$ 57.98	\$ 57.98	\$ 62.42	\$ 62.41	\$ 60.88	\$ 62.05	\$ 61.98
Avon CSD	\$ 52.95	\$ 52.23	\$ 50.60	\$ 50.27	\$ 49.24	\$ 48.58	\$ 47.46	\$ 48.09	\$ 46.85	\$ 49.61
Avon Lake CSD	\$ 49.97	\$ 53.61	\$ 53.81	\$ 53.66	\$ 58.34	\$ 57.74	\$ 62.94	\$ 62.49	\$ 62.16	\$ 62.06
Columbia CSD	\$ 55.25	\$ 55.06	\$ 53.80	\$ 53.29	\$ 53.29	\$ 58.20	\$ 58.05	\$ 52.26	\$ 56.66	\$ 55.98
Elyria CSD	\$ 53.68	\$ 53.58	\$ 52.81	\$ 52.71	\$ 57.66	\$ 57.11	\$ 57.09	\$ 56.81	\$ 56.73	\$ 56.48
Firelands LSD	\$ 50.60	\$ 56.35	\$ 53.10	\$ 53.10	\$ 52.70	\$ 51.30	\$ 51.25	\$ 51.09	\$ 47.62	\$ 47.49
Keystone LSD	\$ 54.90	\$ 54.90	\$ 53.90	\$ 52.60	\$ 52.60	\$ 52.60	\$ 52.60	\$ 44.60	\$ 50.21	\$ 50.21
Lorain CSD	\$ 57.49	\$ 57.98	\$ 57.98	\$ 57.98	\$ 57.98	\$ 57.98	\$ 62.45	\$ 62.45	\$ 62.45	\$ 62.10
Midview LSD	\$ 52.69	\$ 52.39	\$ 51.14	\$ 50.94	\$ 50.94	\$ 50.14	\$ 49.84	\$ 49.69	\$ 47.12	\$ 46.87
North Ridgeville CSD	\$ 55.54	\$ 53.19	\$ 50.19	\$ 49.44	\$ 48.95	\$ 47.25	\$ 46.47	\$ 45.90	\$ 44.79	\$ 44.04
Oberlin CSD	\$ 64.32	\$ 63.97	\$ 66.97	\$ 65.97	\$ 65.97	\$ 64.97	\$ 64.97	\$ 63.97	\$ 65.97	\$ 65.97
Sheffield-Cleanview LSD	\$ 45.41	\$ 45.27	\$ 44.46	\$ 44.31	\$ 47.25	\$ 48.56	\$ 48.53	\$ 47.85	\$ 47.10	\$ 47.34
Sheffield Lake CSD	\$ 58.12	\$ 57.20	\$ 55.31	\$ 54.81	\$ 54.81	\$ 53.06	\$ 52.76	\$ 52.55	\$ 51.87	\$ 51.33
Wellington EVSD	\$ 33.55	\$ 33.10	\$ 32.10	\$ 28.00	\$ 28.00	\$ 28.00	\$ 28.00	\$ 28.00	\$ 28.00	\$ 28.00

(continued)

Lorain County, Ohio
 Property Tax Rates
 Direct and Overlapping Governments (continued)
 (Per \$1,000 of Assessed Value)
 Last Ten Years

County Units	1995/1996	1996/1997	1997/1998	1998/1999	1999/2000	2000/2001	2001/2002	2002/2003	2003/2004	2004/2005
Out of County School Districts										
Black River LSD	\$ 62.20	\$ 53.25	\$ 60.83	\$ 60.83	\$ 60.83	\$ 60.83	\$ 56.83	\$ 56.83	\$ 56.83	\$ 56.83
Mapleton LSD	\$ 45.10	\$ 45.10	\$ 45.10	\$ 45.10	\$ 45.10	\$ 51.40	\$ 49.80	\$ 49.80	\$ 48.90	\$ 48.90
New London LSD	\$ 33.00	\$ 32.70	\$ 32.10	\$ 36.19	\$ 36.19	\$ 35.60	\$ 35.60	\$ 35.60	\$ 35.10	\$ 35.10
Olmsted Falls CSD	\$ 78.10	\$ 80.10	\$ 79.90	\$ 79.90	\$ 91.70	\$ 90.30	\$ 90.00	\$ 90.00	\$ 90.00	\$ 89.80
Strongsville CSD	\$ 67.90	\$ 69.90	\$ 68.60	\$ 68.40	\$ 68.20	\$ 68.90	\$ 68.80	\$ 73.90	\$ 74.90	\$ 74.90
Vermillion LSD	\$ 64.30	\$ 60.35	\$ 59.55	\$ 59.55	\$ 67.54	\$ 66.85	\$ 66.85	\$ 65.10	\$ 64.45	\$ 64.45
Joint Vocational Schools										
Ashland JVSD	\$ 4.10	\$ 4.10	\$ 4.10	\$ 4.10	\$ 4.10	\$ 4.10	\$ 4.10	\$ 4.10	\$ 4.10	\$ 4.10
E.H.O.V.E.	\$ 3.95	\$ 3.95	\$ 3.95	\$ 3.95	\$ 3.95	\$ 3.95	\$ 3.95	\$ 3.95	\$ 3.95	\$ 3.95
Lorain County JVS	\$ 2.45	\$ 2.45	\$ 2.45	\$ 2.45	\$ 2.45	\$ 2.45	\$ 2.45	\$ 2.45	\$ 2.45	\$ 2.45
Medina County JVS	\$ 3.05	\$ 3.05	\$ 3.05	\$ 3.05	\$ 3.05	\$ 3.05	\$ 3.05	\$ 3.05	\$ 3.05	\$ 3.05
Polaris JVS	\$ 2.50	\$ 2.40	\$ 2.40	\$ 2.40	\$ 2.40	\$ 2.40	\$ 2.40	\$ 2.40	\$ 2.40	\$ 2.40
Cities										
Amherst	\$ 5.77	\$ 5.77	\$ 6.77	\$ 5.30	\$ 5.20	\$ 5.13	\$ 5.10	\$ 4.80	\$ 4.75	\$ 4.75
Avon	\$ 9.32	\$ 9.52	\$ 9.17	\$ 9.50	\$ 9.36	\$ 9.45	\$ 9.40	\$ 9.35	\$ 9.48	\$ 9.47
Avon Lake	\$ 7.24	\$ 7.24	\$ 7.24	\$ 7.24	\$ 7.24	\$ 7.24	\$ 7.24	\$ 7.24	\$ 6.95	\$ 6.95
Elyria	\$ 4.20	\$ 4.20	\$ 4.20	\$ 4.20	\$ 4.20	\$ 4.20	\$ 4.20	\$ 4.20	\$ 4.20	\$ 5.20
Lorain	\$ 5.96	\$ 5.96	\$ 5.96	\$ 5.96	\$ 5.96	\$ 5.96	\$ 5.96	\$ 5.96	\$ 5.96	\$ 5.96
North Ridgeville	\$ 11.75	\$ 11.75	\$ 11.45	\$ 11.25	\$ 12.71	\$ 12.56	\$ 12.41	\$ 12.41	\$ 12.36	\$ 12.56
Oberlin	\$ 15.47	\$ 14.32	\$ 12.23	\$ 11.23	\$ 11.10	\$ 14.13	\$ 14.15	\$ 14.33	\$ 14.25	\$ 14.11
Sheffield Lake	\$ 19.97	\$ 20.51	\$ 19.99	\$ 19.99	\$ 19.99	\$ 19.99	\$ 19.99	\$ 19.99	\$ 19.99	\$ 19.99
Beginning with 1999 tax year the Health portion of 1.00 was taken off as compared to prior years.										
Villages										
Grafton	\$ 4.76	\$ 4.76	\$ 4.76	\$ 4.76	\$ 4.76	\$ 4.76	\$ 4.76	\$ 4.76	\$ 4.76	\$ 4.76
Kipton	\$ 17.20	\$ 17.20	\$ 17.20	\$ 17.20	\$ 17.20	\$ 20.20	\$ 20.20	\$ 20.20	\$ 21.85	\$ 21.85
Lagrange	\$ 11.88	\$ 11.88	\$ 11.78	\$ 11.78	\$ 11.78	\$ 11.78	\$ 11.78	\$ 11.68	\$ 11.68	\$ 11.68
Rochester	\$ 11.40	\$ 10.90	\$ 10.90	\$ 10.90	\$ 10.90	\$ 10.90	\$ 10.90	\$ 10.90	\$ 12.40	\$ 12.90
Sheffield	\$ 4.64	\$ 4.64	\$ 4.64	\$ 3.64	\$ 3.64	\$ 3.64	\$ 3.64	\$ 3.64	\$ 3.64	\$ 3.64
South Amherst	\$ 3.26	\$ 3.26	\$ 3.26	\$ 3.26	\$ 3.26	\$ 3.26	\$ 3.26	\$ 3.26	\$ 3.26	\$ 3.26
Wellington	\$ 12.50	\$ 12.60	\$ 12.25	\$ 12.25	\$ 11.85	\$ 11.55	\$ 10.85	\$ 10.75	\$ 12.25	\$ 12.25
Beginning with 1999 tax year the Health portion of 1.00 was taken off as compared to prior years.										
Special District										
General Health	\$ 1.00	\$ 1.00	\$ 1.00	\$ 1.00	\$ 1.00	\$ 1.00	\$ 1.00	\$ 1.00	\$ 1.00	\$ 1.00

Source: Lorain County Auditor
 Tax Settlement Dept.

Lorain County, Ohio
Special Assessment Collections
Last Ten Years

Collection Year	Current Assessments Due	Total Assessments Due	Current Assessments Collected (1)	Total Assessments Collected	Ratio of Assessments Collected to Total Assessments Due	Outstanding Delinquent Assessments (2)
1996	\$ 625,781	\$ 625,781	\$ 579,687	\$ 579,687	92.63%	\$ 46,094
1997	\$ 712,558	\$ 712,558	\$ 525,296	\$ 525,296	73.72%	\$ 187,262
1998	\$ 764,120	\$ 764,120	\$ 553,990	\$ 553,990	72.50%	\$ 210,130
1999	\$ 709,237	\$ 709,237	\$ 495,571	\$ 457,477	64.50%	\$ 213,666
2000	\$ 674,793	\$ 674,793	\$ 450,664	\$ 450,664	66.79%	\$ 224,129
2001	\$ 714,422	\$ 714,422	\$ 479,231	\$ 479,231	67.08%	\$ 235,191
2002	\$ 871,867	\$ 871,867	\$ 629,131	\$ 629,131	72.16%	\$ 242,736
2003	\$ 840,138	\$ 859,290	\$ 640,191	\$ 640,191	74.50%	\$ 219,099
2004	\$ 874,614	\$ 878,292	\$ 651,636	\$ 651,636	74.19%	\$ 226,656
2005	\$ 845,214	\$ 845,681	\$ 607,168	\$ 607,168	71.80%	\$ 238,513

(1) Include delinquent assessments due/collected.

(2) Outstanding delinquent assessments include accrued interest and are shown net of abatements.

Source: Lorain County Auditor
Real Estate Department

Lorain County, Ohio

Ratio of Net General Bonded Debt to Assessed Value
and Net Bonded Debt Per Capita
Last Ten Years

Year	Population (1)	Assessed Value	Gross Bonded Debt (2)	Debt Service Monies Available (3)	Net General Bonded Debt	Ratio of Net General Bonded Debt to	
						Assessed Value	Net General Bonded Debt Per Capita
1995/1996	281,480	\$ 3,633,837,067	\$ 10,406,003	\$ 6,767,519	\$ 3,638,484	0.10	13
1996/1997	281,231	\$ 3,773,102,360	\$ 9,256,479	\$ 4,079,708	\$ 5,176,771	0.14	18
1997/1998	281,231	\$ 4,334,522,809	\$ 8,082,937	\$ 4,742,928	\$ 3,340,009	0.08	12
1998/1999	281,231	\$ 4,459,315,012	\$ 7,350,000	\$ 1,642,032	\$ 5,707,968	0.13	20
1999/2000	284,664	\$ 4,586,919,650	\$ 6,950,000	\$ 3,820,357	\$ 3,129,643	0.07	11
2000/2001	284,664	\$ 5,254,499,618	\$ 6,540,000	\$ 6,540,000	\$ -	0	0
2001/2002	284,664	\$ 5,310,709,150	\$ 27,235,000	\$ 5,473,290	\$ 21,761,710	0.41	76
2002/2003	284,664	\$ 5,523,123,040	\$ 25,320,000	\$ 2,737,141	\$ 22,582,859	0.41	80
2003/2004	284,664	\$ 5,959,347,790	\$ 28,165,000	\$ 2,388,147	\$ 25,776,853	0.43	91
2004/2005	284,664	\$ 6,167,863,006	\$ 26,890,000	\$ 679,305	\$ 26,210,695	0.42	92

(1) Information obtained from County Planning Commission.

(2) Includes all long-term general obligation debt (excludes special assessment obligations.)

(3) Represents equity in debt service fund related to general obligation debt and does not include equity related to special assessment obligations.

Source: Lorain County Auditor

Lorain County, Ohio
 Computation of Legal Debt Margin
 December 31, 2005

	Voted Total Debt Limit	Total Unvoted Debt Limit
Assessed Value of County, Collection Year 2005	\$ 6,167,863,006	\$ 6,167,863,006
Debt Limitation	152,696,575 (1)	61,678,630 (2)
Total Outstanding Debt		
General Obligation Bonds	26,890,000	26,890,000
Special Assessment Bonds	4,603,893	4,603,893
OWDA Loans	1,210,417	1,210,417
Total	32,704,310	32,704,310
Exemptions		
Special Assessment Bonds	4,603,893	4,603,893
OWDA Loans	1,210,417	1,210,417
Amount Available in Debt Service Fund for Retirement of General Obligations Bonds	231,421	231,421
Total	6,045,731	6,045,731
Net Debt	26,658,579	26,658,579
Total Legal Debt Margin (Debt Limitation Minus Net Debt)	\$ 126,037,996	\$ 35,020,051

(1) The Debt Limitation is calculated as follows:
 3% of first \$100,000,000 of assessed value

3% of first \$100,000,000 of assessed value	\$ 3,000,000
1 1/2% of next \$200,000,000 of assessed value	3,000,000
2 1/2% of amount of assessed value in excess of \$300,000,000	146,696,575

Total	\$ 152,696,575
-------	----------------

(2) The Debt Limitation equals one percent of the assessed value.

Source: Lorain County Auditor

Lorain County, Ohio
 Computation of Direct and Overlapping General Obligation Bonded Debt
 December 31, 2005

<u>Political Subdivision</u>	<u>Net Debt</u>	<u>Percent Applicable</u>	<u>County Share (2)</u>
County of Lorain	\$ 26,890,000	100%	\$ 26,890,000
Lorain County Cities, Villages and Townships	87,484,927	100	87,484,927
Lorain County School Districts (1)	<u>133,383,137</u>	100	<u>133,383,137</u>
Total Net District and Overlapping Debt	<u>\$ 247,758,064</u>		<u>\$ 247,758,064</u>

(1) Debt outstanding for School Districts is shown as of June 30, 2005

(2) Percent applicable to Lorain County by dividing the assessed valuation of the political subdivision located within the County by the total assessed valuation of the subdivision.

Source: Respective Political Subdivision.

Lorain County, Ohio
Ratio of Annual Debt Service Expenditures for
General Obligation Bonded Debt to Total General Fund Expenditures
Last Ten Years

Year	Principal	Interest and Fiscal Charges	Total Debt Service (1)	Total General Fund Expenditures	Ratio of Debt Service To Total General Fund Expenditures
1996	\$ 884,157	\$ 420,109	\$ 1,304,266	\$ 28,356,561	4.60%
1997	\$ 1,149,524	\$ 564,585	\$ 1,714,109	\$ 31,940,501	5.37%
1998	\$ 1,173,542	\$ 494,968	\$ 1,668,510	\$ 36,177,982	4.61%
1999	\$ 732,937	\$ 423,020	\$ 1,155,957	\$ 37,924,562	3.05%
2000	\$ 400,000	\$ 384,160	\$ 784,160	\$ 42,474,419	1.84%
2001	\$ 410,000	\$ 368,895	\$ 778,895	\$ 46,365,803	1.68%
2002	\$ 4,305,000	\$ 1,030,388	\$ 5,335,388	\$ 47,682,739	11.19%
2003	\$ 1,915,000	\$ 1,304,090	\$ 3,219,090	\$ 48,141,469	6.69%
2004	\$ 1,025,000	\$ 1,332,596	\$ 2,357,596	\$ 49,394,062	4.77%
2005	\$ 6,835,000	\$ 1,306,714	\$ 8,141,714	\$ 54,719,181	14.88%

(1) Debt service related to special assessment obligations is excluded.

Source: Lorain County Auditor

Lorain County, Ohio
 Demographic Statistics
Last Ten Years

<u>Year</u>	<u>Population (1)</u>	<u>School Enrollment (2)</u>	<u>Percentage Unemployment Rate (1)</u>
1996	281,480	11,198	6.8%
1997	281,231	10,878	5.6%
1998	281,231	11,367	3.8%
1999	281,231	11,551	4.8%
2000	284,664	11,740	5.0%
2001	284,664	11,826	5.4%
2002	284,664	12,010	6.8%
2003	284,664	12,323	7.3%
2004	284,664	12,640	6.7%
2005	284,664	12,925	5.8%

Sources: (1) County Planning Commission

(2) Lorain County Educational Service Center;
 Represents six local school district enrollments only;
 Other nine school districts within the County maintain
 enrollment information separately.

Lorain County, Ohio
 Construction, Bank Deposits and Property Value
Last Ten Years

Year	New Construction (1)			Bank Deposits (2)	Assessed Value (3)
	Agricultural/ Residential	Commercial/ Industrial	Total New Construction		
1996/1997	\$ 64,553,250	\$ 23,895,470	\$ 88,448,720	\$ 1,329,795,000	\$ 3,773,102,360
1997/1998	\$ 68,501,260	\$ 26,762,600	\$ 95,263,860	\$ 920,050,000	\$ 4,334,522,809
1998/1999	\$ 75,997,140	\$ 28,616,060	\$ 104,613,200	\$ 444,974,000	\$ 4,459,315,012
1999/2000	\$ 74,500,930	\$ 30,104,070	\$ 104,605,000	\$ 463,971,000	\$ 4,586,919,650
2000/2001	\$ 88,072,110	\$ 42,189,670	\$ 130,261,780	\$ 513,102,000	\$ 5,254,499,618
2001/2002	\$ 85,839,240	\$ 33,359,580	\$ 119,198,820	\$ 555,591,000	\$ 5,310,709,150
2002/2003	\$ 114,663,220	\$ 26,611,290	\$ 141,274,510	\$ 614,592,000	\$ 5,523,123,040
2003/2004	\$ 114,893,750	\$ 34,651,810	\$ 149,545,560	\$ 649,005,000	\$ 5,959,347,790
2004/2005	\$ 128,842,740	\$ 35,133,190	\$ 163,975,930	\$ 909,649,000	\$ 6,167,863,006
2005/2006	\$ 141,499,210	\$ 45,247,380	\$ 186,746,590	\$ 917,089,000	\$ 6,399,110,992

Sources: (1) Lorain County Auditor
 Tax Settlement Department

(2) Federal Reserve Bank of Cleveland, Ohio

(3) Lorain County Auditor

Lorain County, Ohio

Principal Taxpayers

December 31, 2005

REAL PROPERTY

<u>Name of Taxpayer</u>		<u>Assessed Valuation</u>
Ford Motor Company	\$	30,376,570
First Interstate Avon LTD		16,524,270
WEA Midway LLC		15,246,870
Aerc Avon LLC		6,919,500
New Plan of Midway Inc.		6,870,810
Oster Construction Inc.		6,711,480
Manco Incorporated		6,515,050
First Interstate Elyria		6,229,160
Green Circle		6,146,430
Republic Engineered		6,125,440

PUBLIC UTILITY

<u>Name of Taxpayer</u>		<u>Assessed Valuation</u>
Orion Power Midwest LP	\$	90,366,460
Ohio Edison Co.		57,193,350
Firstenergy Generation		38,876,420
American Transmission		23,772,760
Cleveland Electric		18,440,240
Alltel Ohio		15,819,960
Centurytel of Ohio		14,746,300

TANGIBLE PERSONAL

<u>Name of Taxpayer</u>		<u>Assessed Valuation</u>
Ford Motor Company	\$	46,997,820
Republic Engineered Products Inc.		21,462,080
United States Steel LLC		21,124,700
Noveon Inc.		19,821,080
Polyone Corporation		18,362,010
Ridge Tool Company		10,581,030
Invacare Corporation		9,926,580
Engelhard Corporation		8,341,580
Diamond Products an Ohio Joint Venture		5,048,270
Whirlaway Corporation		4,664,850

Source: Lorain County Auditor
Tax Settlement Department

Lorain County, Ohio

Ten Largest Employers

December 31, 2005

<u>Employer</u>	<u>Nature of Business</u>	<u>Number of Employees</u>
1 Lorain County	Government	2,100
2 Ford Motor Company	Truck and Van Manufacturing	1,922
3 Community Health Partners	Healthcare	1,665
4 EMH Regional Medical Center	Healthcare	1,602
5 Invacare Corp.	Surgical Supplies	1,405
6 Lorain City School District	Education	1,180
7 Republic Engineered Products	Steel Manufacturing	1,100
8 State of Ohio	Government	1,052
9 Oberlin College	Education	980
10 Elyria City School District	Education	850

Source: Lorain County Auditor
Chamber of Commerce

Lorain County, Ohio

Miscellaneous Statistics

December 31, 2005

Date of Incorporation	1822
Form of Government:	
Number of elected Board of County Commissioners with legislative and executive powers	3
Number of other elected officials with administrative powers	17
County Seat	Elyria, Ohio
Area - Square Miles	495
Number of Political Subdivisions Located in the County:	
Municipalities and Villages	15
Townships	18
School Districts	15
Number of Interstate Highways	2
Voter Statistics, Election of November 2004:	
Number of Registered Voters	185,550
Number of Voters, Last General Election	84,141
Percentage of Registered Voters Voting	45.35%

Sources: Voter statistics were supplied by the County Board of Elections.
All other information was obtained from either the County Planning Commission,
County Highway Engineer or Department of Highway Engineer.



**Auditor of State
Betty Montgomery**

88 East Broad Street
P.O. Box 1140
Columbus, Ohio 43216-1140

Telephone 614-466-4514
800-282-0370

Facsimile 614-466-4490

FINANCIAL CONDITION

LORAIN COUNTY

CLERK'S CERTIFICATION

This is a true and correct copy of the report which is required to be filed in the Office of the Auditor of State pursuant to Section 117.26, Revised Code, and which is filed in Columbus, Ohio.

Susan Babbitt

CLERK OF THE BUREAU

**CERTIFIED
DECEMBER 21, 2006**