



**Auditor of State  
Betty Montgomery**



CITY OF GREEN  
SUMMIT COUNTY

TABLE OF CONTENTS

<u>TITLE</u>	<u>PAGE</u>
Independent Accountants' Report on Compliance and on Internal Control Over Financial Reporting and on Compliance and Other Matters Required by <i>Government Auditing Standards</i> .....	1
Schedule of Findings.....	3

**This page intentionally left blank.**



## **Auditor of State Betty Montgomery**

### **INDEPENDENT ACCOUNTANTS' REPORT ON INTERNAL CONTROL OVER FINANCIAL REPORTING AND ON COMPLIANCE AND OTHER MATTERS REQUIRED BY GOVERNMENT AUDITING STANDARDS**

City of Green  
Summit County  
5383 Massillon Road  
P.O. Box 278  
Green, Ohio 44232

To the City Council:

We have audited the financial statements of the governmental activities, each major fund and the aggregate remaining fund information of the City of Green, Summit County, Ohio, (the City) as of and for the year ended December 31, 2004, which collectively comprise the City's basic financial statements and have issued our report thereon dated August 22, 2005. We conducted our audit in accordance with auditing standards generally accepted in the United States of America and the standards applicable to financial audits contained in *Government Auditing Standards*, issued by the Comptroller General of the United States.

#### **Internal Control Over Financial Reporting**

In planning and performing our audit, we considered the City's internal control over financial reporting to determine our auditing procedures for the purpose of expressing our opinions on the financial statements and not to provide assurance on the internal control over financial reporting. Our consideration of the internal control over financial reporting would not necessarily disclose all matters in the internal control over financial reporting that might be material weaknesses. A material weakness is a condition in which the design or operation of one or more of the internal control components does not reduce to a relatively low level the risk that misstatements in amounts that would be material in relation to the financial statements being audited may occur and not be detected within a timely period by employees in the normal course of performing their assigned functions. We noted no matters involving the internal control over financial reporting and its operation that we consider to be material weaknesses. However, we noted other matters involving the internal control over financial reporting that do not required inclusion in this report that we have reported to the City's management in a separate letter dated August 22, 2005.

#### **Compliance and Other Matters**

As part of reasonably assuring whether the City's financial statements are free of material misstatement, we tested its compliance with certain provisions of laws, regulations, contracts, and grant agreements, noncompliance with which could directly and materially affect the determination of financial statement amounts. However, providing an opinion on compliance with those provisions was not an objective of our audit and, accordingly, we do not express an opinion. The results of our tests disclosed an instance of noncompliance that we must report under *Government Auditing Standards* which is described in the accompanying Schedule of Findings as item 2004-001. We also noted certain immaterial instances of noncompliance that we have reported to the City's management in a separate letter dated August 22, 2005.

101 Central Plaza South / 700 Bank One Tower / Canton, OH 44702  
Telephone: (330) 438-0617 (800) 443-9272 Fax: (330) 471-0001  
[www.auditor.state.oh.us](http://www.auditor.state.oh.us)

City of Green  
Summit County  
Independent Accountants' Report on Internal Control Over  
Financial Reporting and on Compliance and Other Matters  
Required By *Government Auditing Standards*  
Page 2

This report is intended solely for the information and use of the audit committee, management, and City Council. It is not intended for anyone other than these specified parties.

A handwritten signature in black ink that reads "Betty Montgomery". The signature is written in a cursive, flowing style.

**Betty Montgomery**  
Auditor of State

August 22, 2005

**CITY OF GREEN  
SUMMIT COUNTY**

**SCHEDULE OF FINDINGS  
DECEMBER 31, 2004**

<b>Finding Number</b>	<b>2004-001</b>
-----------------------	-----------------

**Noncompliance Citation:**

**Ohio Rev. Code Section 5705.36(A)(3)** requires an increased amended certificate be obtained from the budget commission if the legislative authority intends to appropriate and expend any excess revenue to be collected.

**Ohio Rev. Code Section 5705.39** requires that total appropriations from each fund not exceed total estimated fund resources from each fund. This section also requires the City to obtain a County Auditor's certificate that total appropriations from each fund do not exceed the total official estimate or amended official estimate when amending estimated resources.

The General Fund had original appropriations (\$13,904,430) in excess of certified available resources (\$13,590,293) by \$314,137.

During 2004 the City did not obtain an amended certificate from the budget commission at the time Council intended to appropriate and expend the excess revenue. As a result, the following funds had appropriations in excess of certified available resources at September 30, 2004.

<u>Fund</u>	<u>Estimated Resources</u>	<u>Appropriations</u>	<u>Variance</u>
Parks and Recreation Special Revenue	\$653,623	\$667,977	\$14,354
General Obligation Bond Retirement Debt Service	24,919,766	30,143,464	5,223,698

At December 31, 2004, the Parks and Recreation Special Revenue Fund's total appropriations (\$687,447) exceeded total estimated resources (\$706,056) by \$18,609.

In addition, the City did not obtain certificates from the County Fiscal Officer that appropriations from each fund do not exceed the total Amended Official Estimate of Resources for certain appropriation and estimated resource amendments.

City Council should monitor appropriations versus estimated resources to help avoid overspending. In addition, the Finance Department should obtain the required certificate from the County Fiscal Officer when amending appropriations and estimated resources.





**City of Green  
Ohio**



**Comprehensive  
Annual Financial Report**  
For the Fiscal Year Ended  
December 31, 2004



**CITY OF GREEN, OHIO**

**COMPREHENSIVE**

**ANNUAL FINANCIAL REPORT**

**For the Year Ended December 31, 2004**

Prepared by The Department of Finance

Jack Masterson  
Director of Finance



# Introductory Section





**City of Green, Ohio**  
*Comprehensive Annual Financial Report*  
*For the Year Ended December 31, 2004*  
*Table of Contents*

	<u>Page</u>
<b>I. Introductory Section</b>	
Table of Contents .....	i
Letter of Transmittal .....	iv
GFOA Certificate of Achievement .....	xi
Organizational Chart .....	xii
List of City Officials .....	xiii
List of City Employees .....	xiv
 <b>II. Financial Section</b>	
Independent Accountants' Report.....	1
Management's Discussion and Analysis.....	3
Basic Financial Statements:	
Government-wide Financial Statements:	
Statement of Net Assets .....	12
Statement of Activities .....	13
Fund Financial Statements:	
Balance Sheet – Governmental Funds.....	14
Statement of Revenues, Expenditures and Changes in Fund Balances - Governmental Funds.....	16
Statement of Revenues, Expenditures and Changes in Fund Balances - Budget (Non-GAAP Basis) and Actual:	
General Fund .....	18
Street Construction, Maintenance and Repair Fund.....	19
Fire/Paramedic Levy Fund .....	20
Statement of Fund Net Assets – Internal Service Fund.....	21
Statement of Revenues, Expenses and Changes in Fund Net Assets - Internal Service Fund .....	22
Statement of Cash Flows – Internal Service Fund.....	23
Statement of Fiduciary Assets and Liabilities – Agency Fund.....	24
Notes to the Basic Financial Statements .....	25

Combining Statements and Individual Fund Schedules:

Combining Statements – Nonmajor Governmental Funds:

Fund Descriptions.....	50
Combining Balance Sheet – Nonmajor Governmental Funds.....	52
Combining Statement of Revenues, Expenditures and Changes in Fund Balances – Nonmajor Governmental Funds.....	53
Combining Balance Sheet – Nonmajor Special Revenue Funds.....	54
Combining Statement of Revenues, Expenditures and Changes in Fund Balances – Nonmajor Special Revenue Funds.....	56
Combining Balance Sheet – Nonmajor Capital Projects Funds.....	58
Combining Statement of Revenues, Expenditures and Changes in Fund Balances – Nonmajor Capital Projects Funds.....	59

Financial Statement – Fiduciary Fund

Fund Description.....	60
Statement of Changes in Assets and Liabilities – Agency Fund.....	61

Individual Fund Schedules of Revenues, Expenditures/Expenses and Changes in  
Fund Balance/Equity - Budget (Non-GAAP Basis) and Actual:

Major Funds:

General Fund.....	63
Street Construction, Maintenance and Repair Fund.....	65
Fire/Paramedic Levy Fund.....	66
General Obligation Bond Retirement Fund.....	67

Nonmajor Funds:

State Highway Fund.....	68
Permissive Tax Fund.....	69
Lighting Assessment Fund.....	70
Ambulance Revenue Fund.....	71
Parks and Recreation Fund.....	72
Recycle Fund.....	73
Grant Project Fund.....	74
Cemetery Fund.....	75
Green Community Telecommunications Fund.....	76
Zoning Fund.....	77
Planning Fund.....	78
Keep Green Beautiful Fund.....	79
Capital Projects Reserve Fund.....	80
Parks Capital Projects Reserve Fund.....	81
Self Insurance Fund.....	82



### III. Statistical Section

Governmental Activities Revenues by Source and Expenses by Function - Last Two Years .....	S1
Governmental Revenues by Source and Expenditures by Function – Last Ten Years .....	S2
Property Tax Levies and Collections – Real and Public Utility Property – Last Ten Years .....	S4
Property Tax Levies and Collections – Tangible Personal Property – Last Ten Years .....	S6
Property Tax Rates - Direct and Overlapping Governments - Last Ten Years .....	S8
Special Assessments Collections - Last Ten Years.....	S9
Assessed and Estimated Actual Value of Taxable Property - Last Ten Years .....	S10
Income Tax Collections - Last Ten Years.....	S12
Ratio of Annual Debt Service Expenditures for General Bonded Debt to Total Governmental Expenditures - Last Ten Years.....	S13
Computation of Direct and Overlapping General Obligation Bonded Debt.....	S14
Ratio of Net General Bonded Debt to Assessed Value and Net Bonded Debt Per Capita - Last Ten Years .....	S15
Computation of Legal Debt Margin.....	S16
Property Value, Construction and Bank Deposits - Last Ten Years .....	S17
Demographic Statistics - Last Five Censuses .....	S18
Number of Registered Voters - Last Ten Years.....	S19
Principal Taxpayers - Real Property Tax .....	S20
Principal Taxpayers - Public Utility Property Tax.....	S21
Principal Taxpayers - Tangible Personal Property Tax .....	S22
Miscellaneous Statistics .....	S23



**CITY OF GREEN**  
Department of Finance  
Jack Masterson, Director  
5383 Massillon Road • P.O. Box 278  
Green, Ohio 44232-0278

PHONE: (330) 896-6603

EMAIL: [Finance@CityofGreen.org](mailto:Finance@CityofGreen.org)

FAX: (330) 896-6606

August 22, 2005

Honorable Citizens of Green and  
Members of Green City Council

We are pleased to present the Comprehensive Annual Financial Report (CAFR) of the City of Green (the City) for the year ended December 31, 2004. The City's management is responsible for the accuracy of the data presented and the completeness and fairness of the presentation, including all disclosures. To the best of our knowledge, the enclosed data is accurate in all material respects and is reported in a manner designed to present fairly the financial position and results of operations of the City. All disclosures necessary to enable the reader to gain an understanding of the City's financial activities have been included.

The City has previously prepared 18 consecutive Comprehensive Annual Financial Reports -- five as a Township, one as a Village and twelve as a City. All past CAFRs were awarded the Certificate of Achievement for Excellence in Financial Reporting. This report, which is prepared in accordance with generally accepted accounting principles, is indicative of the commitment by City officials, the Director of Finance and Finance staff to continue to provide quality financial information to the citizens of Green and to all other interested parties.

The Comprehensive Annual Financial Report is designed to assist and guide the reader in understanding its contents. The report consists of **three major sections**:

The **Introductory Section** includes the Table of Contents, this Transmittal Letter, the 2003 Certificate of Achievement for Excellence in Financial Reporting, our organizational chart and a list of principal officials and employees.

The **Financial Section** consists of the Independent Accountants' Report, Management's Discussion and Analysis, the Basic Financial Statements, which provide an overview of the City's financial position and operating results, the combining statements for non-major funds and other schedules providing detailed information relative to the basic financial statements.

The **Statistical Section** includes selected financial and demographic information about the City on a multi-year basis.

## **THE REPORTING ENTITY**

The City has reviewed its reporting entity definition in order to ensure compliance and conformance with the provisions of Governmental Accounting Standards Board (GASB) Statement No. 14, "The Financial Reporting Entity." For financial reporting definition purposes, the City has considered all departments and organizations comprising the City of Green, the primary government, and its potential component units. The Green Local School District, the Green Branch of the Akron-Summit County Library and the Akron-Canton Regional Airport (CAK) do not meet the established criteria for inclusion in the City's reporting entity, and accordingly are excluded from this report. The City of Green participates in the Southern Summit County Tax Incentive Review Council (TIRC) that has been disclosed in Note 1 as a jointly governed organization.

## **THE CITY OF GREEN**

First surveyed in 1797, Green was originally part of Stark County. The Green Township government was organized in 1811 and in March of 1840, the Ohio General Assembly voted to assign Green Township to the newly formed Summit County. At that time, the Township was made up of five distinct communities with a population of 1,536 residents.

To preserve the integrity of geographic boundaries in 1987, Green Township residents petitioned the Summit County Council for the creation of a small village within the boundaries of the township. The Summit County Council then unanimously ordered the incorporation of the Village of Green effective April 6, 1988. On November 11, 1989, electors in both the Village of Green and Green Township voted to approve the merger of the two entities back to the original township boundaries. The new Village of Green then replaced the two entities on January 1, 1991. Effective April 5, 1992, the Secretary of State declared Green one of Ohio's newest cities.

The City of Green, with a total of 33.5 square miles, is strategically located in the southeast corner of Summit County, Ohio, between the cities of Akron and Canton. The City's population, according to the 2000 census, was 22,817. The City's location affords residential and commercial travelers three interchanges on Interstate 77, access via State Routes 241 and 619, as well as air transportation. The City is home to the Akron-Canton Regional Airport, which has the designation of a foreign trade zone, establishing Green as a State of Ohio Enterprise Zone. The City has a number of quality industrial/business parks conveniently accessible to I-77.

## **CITY GOVERNMENT**

Green residents adopted a City Charter, effective January 1, 1993, allowing for more control by local officials. In 1998, the Charter was amended for the first time. The Charter provides for a "Mayor-Council" form of government and establishes the qualifications for elected officials, as well as their respective duties and powers. The Charter requires the City be divided into four (4) wards, as nearly equal in population as practicable.

According to the City Charter the Mayor is elected for a four (4) year term, beginning on the first day of January following the November election. The charter states the Mayor may serve for two successive four (4) year terms, after which he will be ineligible for re-election until a period of four (4) years has elapsed. The Mayor is the chief executive officer of the City, responsible for carrying out and fulfilling the intent and purpose of all legislation passed by Council. The Mayor appoints all directors of the City administrative departments, upon approval of a two-thirds (2/3) vote of the members of Council.

The Charter notes the City Council is composed of seven (7) members. The electors of each of the four (4) wards elect one (1) council member and the other three (3) members are elected at-large by the registered voters of the City. The term of each council member is four (4) years beginning in January following the November election. Council terms are staggered. A council member may serve for two successive four (4) year terms, after which he will be ineligible for re-election until a period of four (4) years has elapsed. During the annual organizational meeting in January, council members elect a president and a vice-president. The Council President is the presiding officer at Council meetings and acts as Mayor of the City in the Mayor's absence.

## **ECONOMIC CONDITIONS AND OUTLOOK**

The City's diverse residential growth continues to offer many opportunities for quality living accommodations. A number of new single-family residential subdivisions provide families the opportunity to have a new home built. The options of locating in private communities, as well as condominium and apartment style living are also available. The City is also continually striving to serve the needs of senior citizens with a new assisted living facility in the community. Additionally, housing for seniors is currently available at privately owned facilities. The City ranks as one of the top growth communities in the area. One of the basic growth indicators in any community is in the value of new building construction. Both commercial and residential construction continue at a steady pace, with 2004 resulting in 24 commercial construction units valued at \$12.9 million and 215 residential construction units valued at \$45.3 million. Ten years of historical construction statistics are presented in the statistical section on page S17. Based on current projections, this trend is expected to continue.

The City actively promotes economic development for the community by offering business retention and expansion support, general business assistance, and various tax incentive programs and enterprise zone agreements. The City is a member of the Summit Business Partnership, a networking group, sharing a common goal to retain and help those businesses already located in the community.

Multiple tax incentive programs are offered to qualified companies that demonstrate sound financial responsibility and business experience in order to receive certain levels of real and/or personal property tax abatement. These programs are designed to help offset the high cost of business start-up activities as well as to assist existing businesses to grow and remain competitive in the long-term.

One program that will have major potential in the City is tax increment financing (TIF). The TIF program will redirect the increase in taxes due from new construction into a TIF Fund that will help pay over time for infrastructure and other public improvements. A cooperative TIF agreement between the City, the Summit County Port Authority and Dehoff Development Corporation in 2003 set up the first TIF district in Green, the Arlington/Spring Hill District. This project which included the construction of the Spring Hill sanitary sewer system at the intersection of South Arlington and Boettler roads continued through 2004. Another TIF district encompassing Massillon Road was also put into place. Both districts include several TIF projects that have brought and will continue to bring new businesses into the City. In 2004 one such project was the completion of new regional headquarters on Massillon Road for SkyBank.

While having a positive impact, economic growth in the City also presents significant challenges. It is the City's goal to create and maintain a strong, diversified economic base, which will continue to benefit and sustain the community in the future.

## **MAJOR INITIATIVES**

### **Current Projects:**

The City continues its commitment to support services throughout the community and fund infrastructure needs. Service Department division accomplishments during 2004 included:

The Road Division completed the Arlington Road resurfacing at a cost of \$150,462, increasing the road's life span ten years. The Arlington Road closed loop traffic signals project was completed at a cost of \$120,000 and improvements to the Park Ridge Drive cul-de-sac were completed at a cost of \$50,324.

The Stormwater Division completed the Sherylton Hills Storm Sewer project in 2004 at a cost to the City of \$154,000. The Caston Road/Cottage Grove Road Storm Sewer Improvements project was also started during the year. The City's share amount in this project is over \$240,000.

In the Parks and Recreation Division, the City in 2004 signed an agreement to purchase the 211 acre Southgate Farm property off Mount Pleasant Road for \$5 million. Some of the cost is expected to be subsidized by government and other grants. To date, the City has spent \$250,000 towards the purchase price. The property, which was appraised at \$5.29 million, is slated to remain in its natural state and will become part of the City's park system.

### **Future Projects:**

According to the City Charter, passed by the residents in 1992, a minimum of ten percent (10%) of the annual income tax revenue collected is to be allocated to the City parks and recreation program, specifically for capital expenditures. This percentage may be decreased to seven percent (7%) if voters approve a Charter amendment in November, 2005. The City currently has approximately 380 acres (with Southgate Farm) within its established parks.

In November 2003, the City's electorate increased the income tax rate from one percent to two percent, effective January 1, 2004, of which a portion was slated to be used to support the construction of the Community Learning Center (CLC) facilities in the City. An agreement was reached between the City and the Board of Education of the Green Local School District regarding the construction and use of the CLC facilities and this agreement included approval by Green City Council of a \$25 million income tax revenue bond issue. Council approved the bond issue in October, 2004. The debt service cost to the City was set at \$1 million per year until the bonds mature in 2032. The School District will pay the remaining cost. Construction of a new elementary school and an addition to the high school began in 2004 and continued through 2005. See Note 19 for more information.

Other future projects include the completion of improvements to South Main Street in 2005, right-of-way acquisitions and relocations at a cost approaching \$1.4 million for improvements to the intersection of Greensburg and Massillon roads in 2005 and the start of right-of-way acquisitions in 2005 for the widening of Massillon Road between Graybill and Steese roads with the expectation of that contract being awarded in the first quarter of 2006.

## **FINANCIAL INFORMATION**

### **Introduction:**

The City Charter states that the Director of Finance is the fiscal officer of the City, with the responsibility for the collection, disbursement, and custody of all City funds. The Charter adds the Director of Finance must establish and maintain records and procedures necessary to perform the duties of city treasurers and city auditors under the general laws of the State of Ohio.

### **Internal Accounting Controls:**

An internal control structure designed to protect the City's assets from loss, theft or misuse has been established and maintained. Furthermore, the accounting system is adequate to allow for the preparation of financial statements in conformity with generally accepted accounting principles. The internal control structure has been designed to provide reasonable, but not absolute, assurance that these objectives are met. The concept of reasonable assurance recognizes that the cost of a control should not exceed the benefit likely to be derived and that the evaluation of costs and benefits requires estimations and judgments by management.

### **Budgetary Controls:**

The City maintains budgetary controls and the objective of these controls is to ensure compliance with legal provisions embodied in the annual appropriated budget approved by City Council. The operating and capital needs of the City are considered in the budget and appropriation measures. Pursuant to the general laws of the State of Ohio and the City Charter, the Mayor submits to and Council adopts, by separate legislation, the annual operations appropriation measure, as well as capital project appropriations. Activities of all funds, except for Agency Funds, are included in the annual appropriated budget. The level of budgetary control for the operations budget (that is, the level at which expenditures cannot legally exceed the appropriated amount) is established at the fund and department level for all funds. Annual appropriations may not exceed the County Budget Commission's Certificate of Estimated Resources. The separate capital appropriations resolution adopted by Council is established at the individual project level within the parks capital project reserve fund. The City also maintains an encumbrance accounting system as one technique of accomplishing budgetary control. The Mayor must also submit the annual tax budget to the Summit County Budget Commission by July 20 for the succeeding year. The tax budget no longer requires City Council's legislative action. As documented by the statements and schedules included in the financial section of this report, the City continues to meet its responsibility for sound fiscal management.

### **Recent Financial Reporting Model:**

This is the second year the City has prepared financial statements following GASB Statement No. 34, "Basic Financial Statements – and Management's Discussion and Analysis – for State and Local Governments." GASB Statement No. 34 creates basic financial statements for reporting on the City's financial activities as follows:

**Government-wide financial statements** - These statements are prepared on an accrual basis of accounting which is similar to the basis of accounting followed by businesses. The government-wide statements include all the financial activities of the City, except for fiduciary funds.

**Fund financial statements** - These statements present information for individual major funds rather than by fund type. Non-major funds are presented in total in one column. Governmental funds use the modified accrual basis of accounting and include reconciliation to the governmental activities accrual information presented in the government-wide financial statements. Proprietary and fiduciary funds use the accrual basis of accounting.

**Statement of budgetary comparisons** - These statements present comparisons of actual information to the legally adopted budget. The budgetary basis as provided by law is based upon accounting for certain transactions on a basis of cash receipts, disbursements and encumbrances.

As determined by criteria established by GASB Statement No. 34, the City does not report any activities that qualify as enterprise or business type activities. As part of this reporting model, management is responsible for preparing a discussion and analysis of the City. This discussion follows the Independent Accountants' Report, providing an assessment of the City finances for 2004.

**Cash Management:**

Cash management is a vital component in the City's overall financial strategy. The City's investment policy has been legislatively adopted by City Council and lists its primary objectives in order of priority: safety of principal, liquidity, and attaining a market rate of return. The Director of Finance maintains an aggressive cash management program. Cash resources of all City funds are combined for a maximum but safe return and are invested in accordance with the Ohio Revised Code. Allowable deposits and investments include certificates of deposit, savings accounts, State Treasurer's Pool (STAROhio), mutual funds, and repurchase agreements.

**Risk Management:**

The City carries insurance for general liability, vehicle, building and personal property through the Cincinnati Insurance Company. General and vehicle liability insurance is maintained at \$1,000,000 for each incident. Umbrella liability for an additional \$1,000,000 is also in force through the same company.

Separate liability insurance policies are held for public officials, paramedic malpractice, and firefighters' errors and omissions in the amounts of \$1,000,000 each through various other insurance companies.

Comprehensive medical, life, vision and dental coverage is offered to all full-time employees and public officials through a self-insured plan. An excess coverage insurance (stop-loss) policy covers claims in excess of \$50,000 per employee per plan year. A third-party administrator processes and pays these claims on behalf of the City. All employees are also covered by State Workers' Compensation.

## OTHER INFORMATION

### Independent Audit:

Ohio law requires independent audits be performed on all financial operations of the City either by the Auditor of State or an independent public accounting firm, if permitted by the Auditor of State. The Auditor of State's Office rendered an opinion on the City's financial statements as of December 31, 2004, and the Independent Accountants' Report on the Basic Financial Statements is included in the financial section herein.

### Awards:

The Government Finance Officers Association of the United States and Canada (GFOA) awarded a Certificate of Achievement for Excellence in Financial Reporting to the City for its Comprehensive Annual Financial Report for the fiscal year ended December 31, 2003. In order to be awarded a Certificate of Achievement, a government unit must publish an easily readable and efficiently organized Comprehensive Annual Financial Report, whose contents conform to program standards. The Comprehensive Annual Financial Report must satisfy both generally accepted accounting principles and applicable legal requirements.

A Certificate of Achievement is only valid for one year. The City of Green believes our current report continues to conform to Certificate of Achievement program requirements, and has submitted it to the Government Finance Officers Association to determine eligibility for another Certificate of Achievement.

### Acknowledgments:


This Comprehensive Annual Financial Report was prepared by the Finance Department and could not have been accomplished without the efficient and dedicated services of the entire department staff. I would like to express my appreciation to Dave Keller, Kris Ledford, Vicki Moran, and Sharon Salem for their direct involvement with this report. The Finance staff would also like to thank the Local Government Services Section of the Auditor of State's Office for their assistance in helping the City prepare this report in conformity with generally accepted accounting principles, the GASB Statement No. 34 reporting model and the requirements of the Government Finance Officers Association.

In addition, my sincere appreciation goes out to the Mayor and City Council for their commitment to responsible fiscal reporting. In closing, we would like to thank the residents and taxpayers of the City of Green for entrusting us with the administration of their local government.

Sincerely,



Daniel Croghan  
Mayor



Jack Masterson  
Director of Finance



# Certificate of Achievement for Excellence in Financial Reporting

Presented to

City of Green,  
Ohio

For its Comprehensive Annual  
Financial Report  
for the Fiscal Year Ended  
December 31, 2003

A Certificate of Achievement for Excellence in Financial Reporting is presented by the Government Finance Officers Association of the United States and Canada to government units and public employee retirement systems whose comprehensive annual financial reports (CAFRs) achieve the highest standards in government accounting and financial reporting.



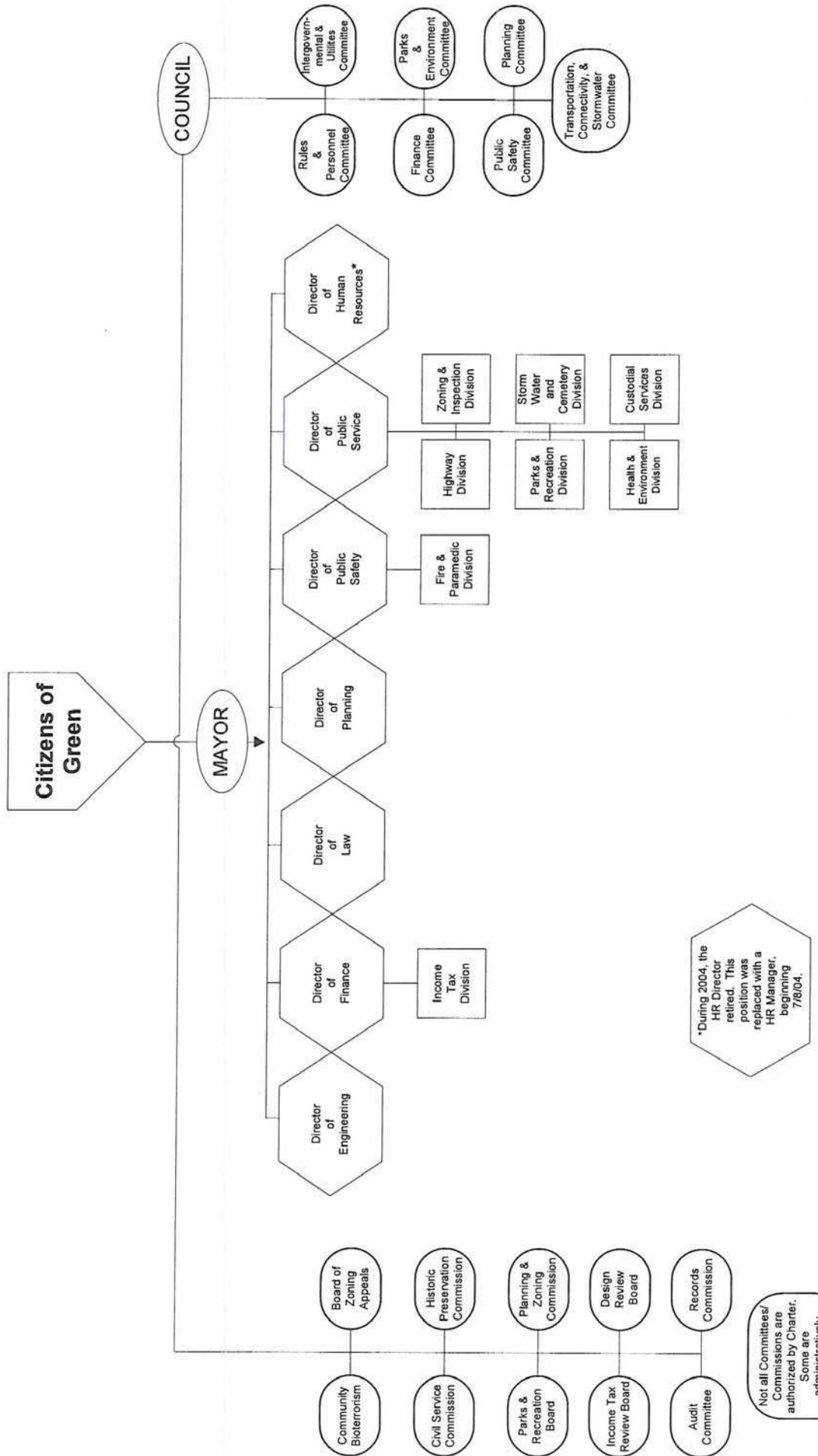
*Nancy L. Zielke*

President

*Jeffrey R. Emmer*

Executive Director

**City of Green  
Organizational Chart  
As of December 31, 2004**



Not all Committees/Commissions are authorized by Charter. Some are administratively created.

**City of Green, Ohio**

*City Officials*

ELECTED OFFICIALS

Mayor..... Daniel Croghan  
President of Council..... Tom Robinson  
Council Member ..... Andrew Padrutt  
Council Member ..... Joel Reed  
Council Member ..... Lynda Smole  
Council Member ..... Jim Colopy  
Council Member ..... Joseph Sheehan  
Council Member ..... Bruce Manwaring  
Clerk of Council..... Molly Kapeluck

APPOINTED OFFICIALS


Director of Engineering ..... Paul Pickett  
Director of Finance ..... Jack Masterson  
Human Resources Manager ..... Jeanne Greco  
Director of Law ..... Stephan Pruneski  
Director of Service ..... Richard Giroux  
Director of Planning ..... Wayne Wiethe

## City of Green, Ohio

### *City Employees*

Daniel Abrashoff	Steven Frick	David Montgomery
Joseph Anderson	Craig Fry	Victoria Moran
Joey Bauer	Jeffrey Funai	Charles Morgan
Gene Beavers	Jaimy Garrett	Brian Mulkey
Brandon Beeson	Keith Geiger	David Perrine
William Bess	Kristopher Gent	Randy Porter
Erin Bickett	Jason Goodhart	Michael Pratt
Carolyn Boggess-Smith	Kim Goodhart	Arthur Preiksa
Wayne Boggs	Jeanne Greco	Daniel Pren
Doyle Bohaychyk	Kevin Groen	Randall Raines
Sharon Boone	Mary Groen	Joseph Reiter
Marlene Braunlich	Robert Haller	Mark Resanovich
Michael Brink	Gerald Halman Jr.	Daniel Riegler
Gareld Britton Jr.	Eugene Hamilton	James Riley
Edward Brown	Charles Hammett	Christopher Rohrer
Dale Brumbaugh	Dan Haring	David Ross
Dean Brumbaugh	Leslie Hayman	Elvira Ross
Samuel Buzek	Brad Hemphill	Kate Rowan
Michelle Calderone	Barbara Holdren	Rose Rowan
Paul Calderone	Vikki Huebner	Darryl Ruth
Robert Calderone	Anthony Hujik	Sharon Salem
Jeremy Chambers	Kyle Jernigan	Matt Sample
Joshua Chrapowicki	Edward Jesse	Virgil Schlabach
John Cic	Jean Jorgensen	Benjamin Sebastian
Douglas Cincurak	Michael Kachurchak	Amy Sehm
Matthew Cincurak	David Keller	Beverly Sich
Richard Collins	Christina Lamb	Joesph Simkanin Jr.
Joshua Compton	David Lauby	Allan Staab
Bobby Conley	Kris Ledford	William Stacher
Judy Copen	Richard Lewis	Andrew Steiner
Matthew Craddock	Larry Lott	Thomas Stenback
David Dague	Sarah Lyons	Melissa Tice
Charles Daily	Doris Maines	Penny Tichon
Ronald Dawson	Jason Marzilli	Steven Tichon
Peter Deevers	Douglas May	John Walsh
Thomas Ditrro	Greg McCamish	Mark Watson
Connie Dooley	Richard McClellan	Jason Wells
Fred Elfrink	Shelly McClure	Kenneth West
Michael Elkins	Nancy McHale	Thomas Wiles
Russell Ensign	Peggy Meek	Josephine Williams
Steve Evans	Robert Messner	Harold Wilson
Wendy Foust	Matthew Micozzi	Robert Wilt Jr.
Josephine France	Jon Middleton Jr.	Roy Witsaman
Thomas Frank	Michael Mohr	Richard Woods
		Michael Young

# Financial Section







## Auditor of State Betty Montgomery

### INDEPENDENT ACCOUNTANT'S REPORT

City of Green  
Summit County  
5383 Massillon Road  
P.O. Box 278  
Green, Ohio 44232

To the City Council:

We have audited the accompanying financial statements of the governmental activities, each major fund, and the aggregate remaining fund information of the City of Green, Summit County, Ohio, (the City) as of and for the year ended December 31, 2004, which collectively comprise the City's basic financial statements as listed in the Table of Contents. These financial statements are the responsibility of the City's management. Our responsibility is to express opinions on these financial statements based on our audit.

We conducted our audit in accordance with auditing standards generally accepted in the United States of America and the standards applicable to financial audits contained in the Comptroller General of the United States' *Government Auditing Standards*. Those standards require that we plan and perform the audit to reasonably assure whether the financial statements are free of material misstatement. An audit includes examining, on a test basis, evidence supporting the amounts and disclosures in the financial statements. An audit also includes assessing the accounting principles used and significant estimates made by management, as well as evaluating the overall financial statement presentation. We believe that our audit provides a reasonable basis for our opinions.

In our opinion, the financial statements referred to above present fairly, in all material respects, the respective financial position of the governmental activities, each major fund, and the aggregate remaining fund information of the City of Green, Summit County, Ohio, as of December 31, 2004, and the respective changes in financial position and cash flows, where applicable, thereof, and the respective budgetary comparison for the General, Street Construction, Maintenance and Repair, and Fire/Paramedic Levy funds for the year then ended in conformity with accounting principles generally accepted in the United States of America.

In accordance with *Government Auditing Standards*, we have also issued our report dated August 22, 2005, on our consideration of the City's internal control over financial reporting and our tests of its compliance with certain provisions of laws, regulations, contracts and grant agreements and other matters. While we did not opine on the internal control over financial reporting or on compliance, that report describes the scope of our testing of internal control over financial reporting and compliance and the results of that testing. That report is an integral part of an audit performed in accordance with *Government Auditing Standards*. You should read it in conjunction with this report in assessing the results of our audit.

Management's Discussion and Analysis is not a required part of the basic financial statements but is supplementary information accounting principles generally accepted in the United States of America requires. We have applied certain limited procedures, consisting principally of inquiries of management regarding the methods of measuring and presenting the required supplementary information. However, we did not audit the information and express no opinion on it.

101 Central Plaza South / 700 Bank One Tower / Canton, OH 44702  
Telephone: (330) 438-0617 (800) 443-9272 Fax: (330) 471-0001  
[www.auditor.state.oh.us](http://www.auditor.state.oh.us)

We conducted our audit to opine on the financial statements that collectively comprise the City's basic financial statements. The introductory section, combining nonmajor fund statements and schedules and statistical tables provide additional information and are not a required part of the basic financial statements. We subjected the combining nonmajor fund statements and schedules to the auditing procedures applied in the audit of the basic financial statements. In our opinion, this information is fairly stated in all material respects in relation to the basic financial statements taken as a whole. We did not subject the introductory section and statistical tables to the auditing procedures applied in the audit of the basic financial statements and, accordingly, we express no opinion on them.

A handwritten signature in black ink that reads "Betty Montgomery". The signature is written in a cursive, flowing style.

**Betty Montgomery**  
Auditor of State

August 22, 2005



**City of Green, Ohio**  
*Management's Discussion and Analysis*  
*For the Year Ended December 31, 2004*  
*Unaudited*

---

The discussion and analysis for the City of Green's financial statements provides an overall review of the financial activity of the City for the twelve months ended December 31, 2004. The intent of this discussion is to provide a narrative that describes the City's performance as a whole. To obtain a more detailed understanding regarding the City's financial performance, one should also review the transmittal letter as well as the basic financial statements.

**Financial Highlights**

Financial Highlights for 2004 are as follows:

- Total net assets increased \$9,596,570, or a 23.2 percent increase over 2003.
- Total assets of governmental activities increased \$32,676,148, which represents a substantial 63.9 percent increase over 2003.
- Total liabilities increased by \$23,079,578, which represents a substantial increase over 2003 due to the issuance of \$25 million in Community Learning Center (CLC) debt. In October 2004, the City issued \$25 million in income tax revenue Community Learning Center (CLC) bonds for the purpose of constructing, renovating and improving community learning centers in cooperation with the Green Local School District.

**Using this Annual Financial Report**

As an introduction to the City of Green's financial status this annual report consists of a series of financial statements and notes to those statements. These statements are prepared and organized so the reader can understand the City of Green as a whole or as an entire operating entity. The statements will provide a detailed look at specific financial conditions.

The Statement of Net Assets and Statement of Activities provide information from a summary perspective showing the effects of the operations for the year 2004 and how they affected the City of Green's operations. Major fund financial statements provide the next level of detail. For governmental funds, these statements tell how services were financed in the short term as well as what dollars remain for future spending. The fund financial statements also look at the City's most significant funds with all other nonmajor funds presented in total in one column.

**Reporting the City of Green as a Whole**

Statement of Net Assets and the Statement of Activities

This financial view of the City as a whole considers all transactions and answers the question of how the City of Green performed financially during 2004. The Statement of Net Assets and the Statement of Activities provide summary information concerning the financial position and operations of the City as an entity, as well as the overall evaluation of the City's financial status. These statements include all non-fiduciary assets and liabilities using the accrual basis of accounting. This method takes into account all revenues when they are earned and all expenses when they are incurred. Transactions are booked when they occur and not when actual cash is received for revenues or when invoices are paid.

**City of Green, Ohio**  
*Management's Discussion and Analysis*  
*For the Year Ended December 31, 2004*  
*Unaudited*

---

These two statements report the City's net assets and any changes in those assets, which is an important method to use to inform the reader whether the financial position of the City is improving or deteriorating. To evaluate the overall position of the City, particular items must be taken into consideration. These items include the current economic situation as a whole, the current tax base for the City and the age and condition of City buildings and infrastructure.

The Statement of Net Assets and the Statement of Activities for the City of Green are divided into the following categories:

- Assets
- Liabilities
- Net Assets (Assets minus Liabilities)
- Program Expenses and Revenues
- General Revenues
- Net Assets Beginning of Year and Year's End

**Reporting the City of Green's Most Significant Funds**

**Fund Financial Statements**

The presentation of the City's major funds begins on Page 14. Fund financial reports give detailed information of activities within these funds. The City currently has twenty funds, which have been established to account for the multitude of services provided to residents, for employee health care and the operation of facilities, as well as for infrastructure and capital purchases. These fund financial statements focus on the City's four major funds: the General Fund, the Street Construction, Maintenance and Repair Fund, the Fire/Paramedic Levy Fund, the General Obligation Bond Retirement Fund and the Community Learning Center Construction Fund

*Governmental Funds* - The City's major activities are reported in the governmental funds, which focus on cash flows and year-end balances available for future spending. The accounting method used to report this activity is the modified accrual method, which measures cash and all other financial assets that can be converted into cash. These services include fire and safety protection, as well as maintaining and improving streets and roads, storm sewers, parks and other facilities. The relationship between governmental activities (reported in the Statement of Net Assets and the Statement of Activities) and the governmental funds is reconciled in the financial statements.

*Proprietary Fund* – The City's only proprietary fund is an internal service fund which accounts for a self-insurance program for employee medical and dental claims.

*Fiduciary Fund* – The City has only one type of fiduciary fund, an agency fund. The agency fund is used to account for resources held for the benefit of parties outside the City. The agency fund is not reflected on the government-wide statements because the resources from that fund are not available to support the City's programs.

**City of Green, Ohio**  
*Management's Discussion and Analysis*  
*For the Year Ended December 31, 2004*  
*Unaudited*

**The City of Green as a Whole**

The Statement of Net Assets provides an overall view of the City. Table 1 shows a summary of the City's net assets for 2004 as they compare to 2003.

Table 1  
Net Assets

	Governmental Activities	
	2004	2003
Assets		
Current and Other Assets	\$49,663,249	\$19,643,663
Capital Assets, Net	34,160,628	31,504,066
<b>Total Assets</b>	<b>83,823,877</b>	<b>51,147,729</b>
Liabilities		
Current and Other Liabilities	4,028,966	6,046,108
Long-Term Liabilities:		
Due Within One Year	752,876	323,371
Due in More than One Year	28,015,617	3,348,402
<b>Total Liabilities</b>	<b>32,797,459</b>	<b>9,717,881</b>
Net Assets		
Invested in Capital Assets		
Net of Debt	29,855,628	26,759,066
Restricted:		
Capital Projects	1,253,549	833,971
Debt Service	0	133,107
Street Repair and Maintenance	7,547,907	5,217,209
Fire/Paramedic Services	1,967,005	2,080,351
Parks and Recreation	64,210	231,500
Cemetary Maintenance	224,682	162,283
Planning and Zoning	586,644	411,722
Lighting	21,074	17,058
Recycling	25,238	15,740
Grant Project	832	47,117
Telecommunications	94,838	90,454
Unrestricted	9,384,811	5,430,270
<b>Total Net Assets</b>	<b>\$51,026,418</b>	<b>\$41,429,848</b>

**City of Green, Ohio**  
*Management's Discussion and Analysis*  
*For the Year Ended December 31, 2004*  
*Unaudited*

Total assets increased by \$32,676,148 from 2003 to 2004. \$9,517,500 of the increase was due to the intergovernmental receivable from the School District for their portion of the \$25 million bonds and \$15,482,500 was a cash deposit with the School District. The remaining current assets increase was due in part to income tax receivables increasing due to the income tax rate increasing from one percent to two percent. Capital assets increased approximately \$2.6 million. The increase in capital assets was due primarily to the completion of various projects under construction.

Total liabilities increased by \$23,079,578 for the year due to the City's issuance of \$25 million in new Community Learning Center (CLC) debt. In October 2004, the City issued \$25 million in income tax revenue Community Learning Center (CLC) bonds for the purpose of constructing, renovating and improving community learning centers in cooperation with the Green Local School District. See Note 19 for more information.

Total net assets increased by \$9,596,570. Cash and income tax receivable both increased due to the increased income tax rate.

Table 2 reflects the changes in net assets for the years ended December 31, 2003 and December 31, 2004.

**Table 2**  
**Changes in Net Assets**

	Governmental Activities 2004	Governmental Activities 2003
<i>Revenues</i>		
Program Revenues:		
Charges for Services	\$843,337	\$791,151
Operating Grants and Contributions	1,205,692	1,314,378
Capital Grants	415,746	750
General Revenues:		
Property Taxes	3,557,209	3,612,671
Income Taxes	15,376,236	6,893,365
Grants and Entitlements	1,689,918	1,600,742
Gain on Sale of Capital Assets	0	226
Interest	191,462	141,574
Other	252,372	235,061
<i>Total Revenues</i>	23,531,972	14,589,918

**City of Green, Ohio**  
*Management's Discussion and Analysis*  
*For the Year Ended December 31, 2004*  
*Unaudited*

---

<i>Program Expenses</i>		
General Government	\$2,380,599	\$2,522,106
Security of Persons and Property	5,488,289	5,160,445
Transportation	3,145,935	1,646,122
Public Health and Welfare	261,566	253,732
Leisure Time Activities	1,027,970	493,908
Community Environment	1,206,234	742,939
Interest and Fiscal Charges	424,809	194,507
	<u>13,935,402</u>	<u>11,013,759</u>
<i>Total Expenses</i>		
<i>Increase in Net Assets</i>	9,596,570	3,576,159
Net Assets Beginning of Year	<u>41,429,848</u>	<u>37,853,689</u>
Net Assets End of Year	<u>\$51,026,418</u>	<u>\$41,429,848</u>

**Governmental Activities**

Several revenue sources fund governmental activities with the City of Green's municipal income tax being the largest contributor. The income tax rate, created by City Charter, became effective as a 2 percent rate on Jan. 1, 2004. The City allows a 100 percent credit of taxes paid to other municipalities, up to 2 percent of income. The allocations of tax funds collected are: first, to defray all tax collection and enforcement expenses; second, to allow a minimum of 10 percent of the tax revenue to be assigned to the City's parks and recreation capital expenditures; and third, to defray expenses of the General Fund. A 1 percent tax created by Charter remained in effect until the end of 2003. In November 2003, for the first time since the City's creation, Green's electorate increased the income tax rate to 2 percent, effective January 1, 2004, a portion (\$1 million per year) of which will be used to support the construction of the Community Learning Facilities in the City of Green. On a full accrual basis, the City received income tax revenues of \$15,376,236 in 2004.

The operations of the City's safety forces account for the largest expense in governmental activities, representing approximately 39 percent of the total governmental activities expenses. The fire/paramedic division is a full-time, 24-hour per day, 365-days per year operation utilizing two fire stations. The staff consists of a full time chief, one engineer, two secretaries, eleven dispatchers, four captains, nine lieutenants, and twenty-six fire/paramedics.

For police services the City contracts with the Summit County Sheriff's Office for coverage. This contract provides for thirteen full-time deputies to be responsible for all patrols in the City of Green on a 24-hour per day, 365-days per year schedule. The costs associated for three of these deputies is subsidized with grant funds from the U.S. Department of Justice Office of Community Oriented Policing Services ("COPS").

**City of Green, Ohio**  
*Management's Discussion and Analysis*  
*For the Year Ended December 31, 2004*  
*Unaudited*

---

**The City's Funds**

Information about the City's governmental funds begins on page 14. These funds are accounted for by using the modified accrual method of accounting. All governmental funds had total revenues of \$22,490,272 and expenditures of \$19,104,607. The City's governmental funds reflected an increase in fund balance of \$31,141,778, due to an increase in income tax revenue collections and the issuance of \$25,000,000 in bonds.

**General Fund Budgeting Highlights**

The City's budget is prepared according to Ohio law and is based on accounting for certain transactions based on cash receipts, disbursements, and encumbrances. The most significant budgeted fund is the General Fund. An annual appropriation budget is legally required to be prepared for all funds of the City. The Mayor presents City Council with a detailed line item budget for all departments. Following a Finance Committee budget hearing, which is open to the public, the annual budget is adopted at a department level of control by City Council at a regularly scheduled council meeting. Thereafter, the Mayor is authorized to allocate funds between line items within a department, which neither increases nor decreases the appropriation amount established by Council. Modifications exceeding \$10,000 and supplemental budgets must be authorized by additional Council action.

Strong emphasis is placed on fund balances. The Director of Finance reviews fund balances on a regular basis. Monthly reports are submitted to the Mayor and Council showing beginning fund balances for all funds at the beginning of the year, monthly and year-to-date revenues and expenditures, intra-fund transfers, and the current fund balances. Department and division heads are also given monthly reports to monitor their purchase orders and account balances for additional operational spending.

For the General Fund, original budgeted revenues were \$10,108,612 and actual revenue collections were \$14,914,763. The City's ending unencumbered cash balance in the General Fund was \$758,300 above the final budgeted amount.

For 2004, there was one material difference between original and final budgets and that was in income tax revenues. This was due to the City levying an additional one percent income tax on all income earned in the City.

**City of Green, Ohio**  
*Management's Discussion and Analysis*  
*For the Year Ended December 31, 2004*  
*Unaudited*

**Capital Assets and Debt Administration**

**Capital Assets**

**Table 3**  
**Capital Assets at December 31**  
**(Net of Depreciation)**

	Governmental Activities	
	2004	2003
Land	\$3,665,295	\$3,665,295
Construction in Progress	4,788,451	2,793,571
Land Improvements	1,890,012	1,797,656
Building and Improvements	5,827,041	5,568,376
Machinery and Equipment	1,299,646	1,250,870
Vehicles	2,145,856	2,174,467
Infrastructure		
Streets	13,756,387	13,910,852
Storm Sewers	765,718	325,366
Traffic Signals	22,222	17,613
	\$34,160,628	\$31,504,066
<i>Totals</i>		

Total Capital Assets for the City of Green as of December 31, 2004 amounted to \$34,160,628, which was an increase of \$2,656,562 from 2003. The most significant increase was in the area of construction. The Planning Department and City Engineer maintain a comprehensive listing of all the City's streets, storm sewers and traffic lights. During the year, several projects were completed. For more information about the City's capital assets, see Note 10 in basic financial statements.

**City of Green, Ohio**  
*Management's Discussion and Analysis*  
*For the Year Ended December 31, 2004*  
*Unaudited*

---

**Debt**

As of December 31, 2004, the City of Green had \$29,350,000 in outstanding long term debt.

	Governmental Activities	
	2004	2003
Notes Payable	\$1,470,000	\$1,690,000
General Obligation Bonds	2,835,000	3,055,000
CLC Tax Revenue Bonds	25,045,000	0
	\$29,350,000	\$4,745,000

In October 2004, the City issued \$25 million in income tax revenue Community Learning Center (CLC) bonds for the purpose of constructing, renovating and improving community learning centers in cooperation with the Green Local School District. City income tax collection revenues are earmarked to annually cover \$1,000,000 of debt payments on the bonds. According to a joint agreement with the school district, the City will make quarterly payments which total \$1,000,000 each year for principal and interest until the bonds mature on December 1, 2032. Over the term of the bond interest rates range from 2 percent to 5 percent.

The initial intentions in December 1997 for the outstanding General Obligation Bonds were for various purpose improvements for the municipal park system and for the construction of roadways and drainage systems. As of December 31, 2004, principal and interest payments amounting to \$3,822,187 remain. These bonds will mature December 1, 2017 and were used to purchase real estate for East Liberty Park, improve Boettler and Greensburg parks, and construct roadway and drainage improvements to Boettler, Massillon and Arlington roads. Proceeds from the bonds retired all project bond anticipation notes previously issued. Principal payments are made on December 1 of each year while interest payments, at rates ranging from 3.75 percent to 5.125 percent per year, are made every June 1 and December 1. A thorough discussion of long-term obligations can be found in Note 16 in the notes to the basic financial statements.

On September 14, 2004, Green City Council adopted Ordinances 2004-16 and 2004-17 authorizing the issue and sale of a \$1,470,000 Bond Anticipation Note (BAN). The purpose of this note was to retire an outstanding Street Improvement Note, and an outstanding Water System Improvement Note. This new short-term debt, at an annual interest rate of 2.2 percent, matures in October, 2005. A thorough discussion of the note payable can be found in Note 15 in the notes to the basic financial statements.



**City of Green, Ohio**  
*Management's Discussion and Analysis*  
*For the Year Ended December 31, 2004*  
*Unaudited*

---

**Current Financial Related Issues**

Over the last ten years, income tax collections for the City have increased over 250 percent. Twelve years ago, the income tax ordinance was passed by Council to provide funds for general municipal operations, maintenance, new equipment, capital improvements, infrastructure and the overall expansion of municipal services.

The Administration and City Council continue to develop and update a five-year capital improvement plan (CIP) to identify current and future needs of the City. In 2004, several projects, which totaled \$28.5 million, were identified and nineteen of those projects were earmarked for completion in that year. Most of these nineteen capital improvements projects were completed and the City's 2004 actual overall capital budget amounted to approximately \$5.0 million by years end.

**Contacting the City of Green's Finance Department**

The intent of this financial report is to provide Green citizens, taxpayers, creditors and investors with a general overview of the City's finances and to show the City's accountability for the public funds it receives, spends, and invests. If you have any questions about this report or need additional financial information, contact the Director of Finance, Jack Masterson, at the City of Green, 5383 Massillon Road, P. O. Box 278, Green, Ohio 44232-0278, (330) 896-6603, or email to [Finance@cityofgreen.org](mailto:Finance@cityofgreen.org), or visit our website at [www.cityofgreen.org](http://www.cityofgreen.org).

**City of Green, Ohio**  
*Statement of Net Assets*  
*December 31, 2004*

	Governmental Activities
<b>Assets</b>	
Equity in Pooled Cash and Cash Equivalents	\$17,619,956
Cash with School District	15,482,500
Materials and Supplies Inventory	98,452
Accounts Receivable	114,793
Intergovernmental Receivable	10,667,519
Prepaid Items	313,678
Income Taxes Receivable	3,695,622
Property Taxes Receivable	1,657,787
Special Assessments Receivable	12,942
Nondepreciable Capital Assets	8,453,746
Depreciable Capital Assets, Net	25,706,882
<i>Total Assets</i>	83,823,877
<b>Liabilities</b>	
Accounts Payable	317,344
Accrued Wages	205,483
Intergovernmental Payable	279,463
Accrued Interest Payable	217,190
Claims Payable	81,374
Deferred Revenue	1,458,112
Notes Payable	1,470,000
Long-Term Liabilities:	
Due Within One Year	752,876
Due In More Than One Year	28,015,617
<i>Total Liabilities</i>	32,797,459
<b>Net Assets</b>	
Invested in Capital Assets, Net of Related Debt	29,855,628
Restricted for:	
Capital Projects	1,253,549
Street Repair and Maintenance	7,547,907
Fire/Paramedic Services	1,967,005
Parks and Recreation	64,210
Cemetery Maintenance	224,682
Planning and Zoning	586,644
Lighting	21,074
Recycling	25,238
Grant Project	832
Telecommunications	94,838
Unrestricted	9,384,811
<i>Total Net Assets</i>	\$51,026,418

See accompanying notes to the basic financial statements

**City of Green, Ohio**  
*Statement of Activities*  
For the Year Ended December 31, 2004

	Program Revenues			Governmental Activities	Net (Expense) Revenue and Changes in Net Assets
	Expenses	Charges for Services	Operating Grants and Contributions		
<b>Governmental Activities:</b>					
General Government	\$2,380,599	\$214,540	\$0	\$0	(\$2,166,059)
Security of Persons and Property	5,488,289	186,507	0	0	(5,301,782)
Transportation	3,145,935	93,899	1,141,117	0	(1,910,919)
Public Health and Welfare	261,566	0	0	0	(261,566)
Leisure Time Activities	1,027,970	107,558	0	0	(920,412)
Community Environment	1,206,234	240,833	64,575	415,746	(485,080)
Interest and Fiscal Charges	424,809	0	0	0	(424,809)
<i>Total Governmental Activities</i>	<u>\$13,935,402</u>	<u>\$843,337</u>	<u>\$1,205,692</u>	<u>\$415,746</u>	<u>(\$11,470,627)</u>
<b>General Revenues</b>					
Property Taxes Levied for:					
					1,266,222
					2,177,937
					113,050
Income Tax Levied for:					
					13,943,478
					1,432,758
					1,689,918
					191,462
					252,372
<i>Total General Revenues</i>					<u>21,067,197</u>
Change in Net Assets					9,596,570
<i>Net Assets Beginning of Year</i>					<u>41,429,848</u>
<i>Net Assets End of Year</i>					<u>\$51,026,418</u>

See accompanying notes to the basic financial statements

**City of Green, Ohio**

*Balance Sheet*

*Governmental Funds*

*December 31, 2004*

	General	Street Construction, Maintenance and Repair	Fire/ Paramedic Levy	GO Bond Retirement	Community Learning Center Construction
<b>Assets</b>					
Equity in Pooled Cash and					
Cash Equivalents	\$5,318,573	\$6,727,220	\$2,564,184	\$117,458	\$0
Cash with School District	0	0	0	0	15,482,500
Materials and Supplies Inventory	0	84,440	14,012	0	0
Accounts Receivable	34,933	1,690	9,122	4,618	0
Intergovernmental Receivable	552,434	484,288	0	9,523,985	0
Prepaid Items	43,818	0	19,860	0	0
Income Taxes Receivable	3,326,060	0	0	0	0
Property Taxes Receivable	1,516,488	0	10,922	130,377	0
Special Assessments Receivable	0	0	0	0	0
<i>Total Assets</i>	<u>\$10,792,306</u>	<u>\$7,297,638</u>	<u>\$2,618,100</u>	<u>\$9,776,438</u>	<u>\$15,482,500</u>
<b>Liabilities and Fund Balances</b>					
<b>Liabilities</b>					
Accounts Payable	\$56,290	\$150,774	\$19,418	\$0	\$0
Accrued Wages	36,814	42,919	101,415	0	0
Intergovernmental Payable	35,754	24,310	202,505	13	0
Deferred Revenue	3,393,246	409,695	0	136,447	0
Notes Payable	765,000	705,000	0	0	0
<i>Total Liabilities</i>	<u>4,287,104</u>	<u>1,332,698</u>	<u>323,338</u>	<u>136,460</u>	<u>0</u>
<b>Fund Balances</b>					
Reserved for Encumbrances	226,997	2,961,051	250,802	0	0
Reserved for Intergovernmental Receivable	0	0	0	8,893,140	0
Unreserved, Undesignated					
Reported in:					
General Fund	6,278,205	0	0	0	0
Special Revenue Funds	0	3,003,889	2,043,960	0	0
Debt Service Funds	0	0	0	746,838	0
Capital Projects Funds	0	0	0	0	15,482,500
<i>Total Fund Balances</i>	<u>6,505,202</u>	<u>5,964,940</u>	<u>2,294,762</u>	<u>9,639,978</u>	<u>15,482,500</u>
<i>Total Liabilities and Fund Balances</i>	<u>\$10,792,306</u>	<u>\$7,297,638</u>	<u>\$2,618,100</u>	<u>\$9,776,438</u>	<u>\$15,482,500</u>

See accompanying notes to the basic financial statements

**City of Green, Ohio**  
*Reconciliation of Total Governmental Fund Balances to  
 Net Assets of Governmental Activities  
 December 31, 2004*

Other Governmental Funds	Total Governmental Funds
\$2,557,757	\$17,285,192
0	15,482,500
0	98,452
62,358	112,721
106,812	10,667,519
250,000	313,678
369,562	3,695,622
0	1,657,787
12,942	12,942
<u>\$3,359,431</u>	<u>\$49,326,413</u>
\$90,862	\$317,344
24,335	205,483
16,881	279,463
247,947	4,187,335
0	1,470,000
<u>380,025</u>	<u>6,459,625</u>
454,505	3,893,355
0	8,893,140
0	6,278,205
1,577,386	6,625,235
0	746,838
947,515	16,430,015
<u>2,979,406</u>	<u>42,866,788</u>
<u>\$3,359,431</u>	<u>\$49,326,413</u>

<b>Total Governmental Fund Balances</b>	<b>\$42,866,788</b>
<i>Amounts reported for governmental activities in the statement of net assets are different because</i>	
Capital assets used in governmental activities are not financial resources and therefore are not reported in the funds	34,160,628
Other long-term assets are not available to pay for current-period expenditures and therefore are deferred in the funds:	
Delinquent Property Taxes	183,564
Intergovernmental	763,411
Income Taxes	1,742,100
Special Assessments	12,942
Charges for Services	<u>27,206</u>
Total	2,729,223
Long-term liabilities, including compensated absences and bonds are not reported in the funds:	
Compensated Absences	(888,493)
General Obligation Bonds Payable	(2,835,000)
Income Tax Revenue Bonds	(25,000,000)
Premium on Bonds	<u>(45,000)</u>
Total	(28,768,493)
In the statement of activities interest is accrued on outstanding bonds, whereas in governmental funds, an interest expenditures is reported when due:	(217,190)
An internal service fund is used by management to charge the cost of insurance to individual funds. The assets and liabilities of the internal service fund are included in the governmental activities in the statement of net assets.	<u>255,462</u>
<b>Net Assets of Governmental Activities</b>	<b><u>\$51,026,418</u></b>

**City of Green, Ohio**  
*Statement of Revenues, Expenditures and Changes in Fund Balances*  
*Governmental Funds*  
*For the Year Ended December 31, 2004*

	General	Street Construction, Maintenance and Repair	Fire/ Paramedic Levy	GO Bond Retirement	Community Learning Center Construction
<b>Revenues</b>					
Property Taxes and Other Taxes	\$1,165,435	\$0	\$2,294,103	\$104,385	\$0
Income Taxes	13,039,198	0	0	0	0
Special Assessments	0	0	0	0	0
Intergovernmental	1,322,549	1,040,944	301,181	12,329	0
Interest	185,385	0	0	0	0
Licenses and Permits	139,122	26,331	0	0	0
Fines and Forfeitures	72,682	0	0	0	0
Rentals	18,870	0	0	0	0
Charges for Services	19,010	0	20,550	0	0
Contributions and Donations	0	0	0	0	0
Other	22,098	211,028	4,038	5,710	0
<i>Total Revenues</i>	<u>15,984,349</u>	<u>1,278,303</u>	<u>2,619,872</u>	<u>122,424</u>	<u>0</u>
<b>Expenditures</b>					
Current:					
General Government	2,769,166	0	0	1,571	0
Security of Persons and Property	922,791	0	4,323,721	0	0
Transportation	0	4,190,440	0	0	0
Public Health and Welfare	200,264	0	0	0	0
Leisure Time Activities	0	0	0	0	0
Community Environment	0	0	0	0	0
Capital Outlay	0	0	0	0	0
Debt Service:					
Principal Retirement	0	0	0	3,100,000	0
Interest and Fiscal Charges	12,205	11,726	0	112,826	0
Debt Issuance Costs	0	0	0	3,590	0
<i>Total Expenditures</i>	<u>3,904,426</u>	<u>4,202,166</u>	<u>4,323,721</u>	<u>3,217,987</u>	<u>0</u>
<i>Excess of Revenues Over (Under) Expenditures</i>	<u>12,079,923</u>	<u>(2,923,863)</u>	<u>(1,703,849)</u>	<u>(3,095,563)</u>	<u>0</u>
<b>Other Financing Sources (Uses)</b>					
Sale of Capital Assets	605	0	0	0	0
Bonds Issued	0	0	0	9,517,500	15,482,500
Notes Issued	0	0	0	3,000,000	0
Premium on Bonds	0	0	0	45,000	0
Premium on Notes	0	0	0	508	0
Transfers In	0	5,742,726	1,982,000	39,069	0
Transfers Out	(9,118,795)	0	0	0	0
<i>Total Other Financing Sources (Uses)</i>	<u>(9,118,190)</u>	<u>5,742,726</u>	<u>1,982,000</u>	<u>12,602,077</u>	<u>15,482,500</u>
<i>Net Change in Fund Balances</i>	2,961,733	2,818,863	278,151	9,506,514	15,482,500
<i>Fund Balances Beginning of Year - Restated (See Note 3)</i>	<u>3,543,469</u>	<u>3,146,077</u>	<u>2,016,611</u>	<u>133,464</u>	<u>0</u>
<i>Fund Balances End of Year</i>	<u>\$6,505,202</u>	<u>\$5,964,940</u>	<u>\$2,294,762</u>	<u>\$9,639,978</u>	<u>\$15,482,500</u>

See accompanying notes to the basic financial statements

**City of Green, Ohio**

*Reconciliation of the Statement of Revenues, Expenditures and Changes  
in Fund Balances of Governmental Funds to the Statement of Activities  
For the Year Ended December 31, 2004*

Other Governmental Funds	Total Governmental Funds
\$0	\$3,563,923
1,332,277	14,371,475
11,216	11,216
557,650	3,234,653
6,077	191,462
276,353	441,806
0	72,682
8,505	27,375
281,998	321,558
1,750	1,750
9,498	252,372
<u>2,485,324</u>	<u>22,490,272</u>
41,004	2,811,741
67,654	5,314,166
890,615	5,081,055
11,826	212,090
605,095	605,095
826,933	826,933
813,072	813,072
120,000	3,220,000
80,108	216,865
0	3,590
<u>3,456,307</u>	<u>19,104,607</u>
<u>(970,983)</u>	<u>3,385,665</u>
0	605
0	25,000,000
0	3,000,000
0	45,000
0	508
1,065,000	8,828,795
0	(9,118,795)
<u>1,065,000</u>	<u>27,756,113</u>
94,017	31,141,778
<u>2,885,389</u>	<u>11,725,010</u>
<u>\$2,979,406</u>	<u>\$42,866,788</u>

**Net Change in Fund Balances - Total Governmental Funds** \$31,141,778

*Amounts reported for governmental activities in the  
statement of activities are different because*

Governmental funds report capital outlays as expenditures.  
However, in the statement of activities, the cost of those  
assets is allocated over their estimated useful lives as  
depreciation expense. This is the amount by which  
capital outlay exceeded depreciation in the current period.

Capital Asset Additions	4,419,296	
Current Year Depreciation	<u>(1,735,025)</u>	
<b>Total</b>		<b>2,684,271</b>

Governmental funds only report the disposal of capital assets to the extent  
proceeds are received from the sale. In the statement of  
activities, a gain or loss is reported for each disposal. (27,709)

Revenues in the statement of activities that do not provide  
current financial resources are not reported as revenues  
in the funds.

Property Taxes	(6,714)	
Income Taxes	1,004,761	
Grants	74,953	
Special Assessments	3,407	
Licenses and Permits	(37,538)	
Charges for Services	<u>2,831</u>	
<b>Total</b>		<b>1,041,700</b>

Repayment of debt is an expenditure in the governmental  
funds, but the repayment reduces long-term  
liabilities in the statement of net assets. 3,220,000

In the statement of activities, interest is accrued on outstanding bonds,  
whereas in governmental funds, an interest expenditure is  
reported when due. (204,862)

Proceeds of debt is another financing source in the governmental funds,  
but increases liabilities in governmental activities.

Bonds Issued	(25,000,000)	
Notes Issued	(3,000,000)	
Premium on Bonds	<u>(45,000)</u>	
		<b>(28,045,000)</b>

Some expenses reported in the statement of activities, such as  
compensated absences do not require the use of current  
financial resources and therefore are not reported as  
expenditures in governmental funds. (271,720)

The change in the accumulated overpayments to the internal service fund for  
governmental funds is reported for the year. 58,112

*Change in Net Assets of Governmental Activities* \$9,596,570

See accompanying notes to the basic financial statements

**City of Green, Ohio**  
*Statement of Revenues, Expenditures and Changes*  
*in Fund Balance - Budget (Non-GAAP Basis) and Actual*  
*General Fund*  
*For the Year Ended December 31, 2004*

	Budgeted Amounts		Actual	Variance with Final Budget Positive (Negative)
	Original	Final		
<b>Revenues</b>				
Property Taxes and Other Taxes	\$1,183,882	\$1,196,577	\$1,209,335	\$12,758
Income Taxes	7,475,244	11,722,000	11,981,481	259,481
Intergovernmental	941,714	1,251,319	1,269,975	18,656
Interest	207,355	132,000	185,385	53,385
Licenses and Permits	152,925	137,882	136,722	(1,160)
Fines and Forfeitures	78,302	70,000	70,006	6
Rentals	21,106	20,040	18,870	(1,170)
Charges for Services	21,263	15,360	19,010	3,650
Other	26,821	53,000	23,979	(29,021)
<i>Total Revenues</i>	<u>10,108,612</u>	<u>14,598,178</u>	<u>14,914,763</u>	<u>316,585</u>
<b>Expenditures</b>				
Current:				
General Government	3,530,166	3,411,120	2,980,219	430,901
Security of Persons and Property	938,000	933,000	922,791	10,209
Public Health and Welfare	200,264	200,264	200,264	0
<i>Total Expenditures</i>	<u>4,668,430</u>	<u>4,544,384</u>	<u>4,103,274</u>	<u>441,110</u>
<i>Excess of Revenues Over Expenditures</i>	<u>5,440,182</u>	<u>10,053,794</u>	<u>10,811,489</u>	<u>757,695</u>
<b>Other Financing Sources (Uses)</b>				
Sale of Capital Assets	0	0	605	605
Transfers Out	(9,236,000)	(9,241,000)	(9,241,000)	0
<i>Total Other Financing Sources (Uses)</i>	<u>(9,236,000)</u>	<u>(9,241,000)</u>	<u>(9,240,395)</u>	<u>605</u>
<i>Net Change in Fund Balance</i>	(3,795,818)	812,794	1,571,094	758,300
<i>Fund Balance Beginning of Year</i>	3,202,136	3,202,136	3,202,136	0
Prior Year Encumbrances Appropriated	279,545	279,545	279,545	0
<i>Fund Balance (Deficit) End of Year</i>	<u>(\$314,137)</u>	<u>\$4,294,475</u>	<u>\$5,052,775</u>	<u>\$758,300</u>

See accompanying notes to the basic financial statements



**City of Green, Ohio**  
*Statement of Revenues, Expenditures and Changes*  
*In Fund Balance - Budget (Non-GAAP Basis) and Actual*  
*Street Construction, Maintenance and Repair Fund*  
*For the Year Ended December 31, 2004*

	<u>Budgeted Amounts</u>			Variance with Final Budget Positive (Negative)
	<u>Original</u>	<u>Final</u>	<u>Actual</u>	
<b>Revenues</b>				
Intergovernmental	\$0	\$753,500	\$998,916	\$245,416
Licenses and Permits	0	43,000	26,731	(16,269)
Other	0	2,500	210,628	208,128
<i>Total Revenues</i>	0	799,000	1,236,275	437,275
<b>Expenditures</b>				
Current:				
Transportation	8,066,953	7,730,786	7,189,648	541,138
<i>Excess of Revenues Under Expenditures</i>	(8,066,953)	(6,931,786)	(5,953,373)	978,413
<b>Other Financing Sources</b>				
Transfers In	4,311,475	5,621,000	5,621,000	0
<i>Net Change in Fund Balance</i>	(3,755,478)	(1,310,786)	(332,373)	978,413
<i>Fund Balance Beginning of Year</i>	2,468,402	2,468,402	2,468,402	0
Prior Year Encumbrances Appropriated	1,483,723	1,483,723	1,483,723	0
<i>Fund Balance End of Year</i>	<u>\$196,647</u>	<u>\$2,641,339</u>	<u>\$3,619,752</u>	<u>\$978,413</u>

See accompanying notes to the basic financial statements

**City of Green, Ohio**  
*Statement of Revenues, Expenditures and Changes*  
*In Fund Balance - Budget (Non-GAAP Basis) and Actual*  
*Fire/Paramedic Levy Fund*  
*For the Year Ended December 31, 2004*

	<u>Budgeted Amounts</u>			Variance with Final Budget Positive (Negative)
	<u>Original</u>	<u>Final</u>	<u>Actual</u>	
<b>Revenues</b>				
Property and Other Taxes	\$2,241,399	\$2,270,120	\$2,295,468	\$25,348
Intergovernmental	282,839	290,505	301,181	10,676
Charges for Services	8,549	10,700	20,430	9,730
Contributions and Donations	0	1,000	0	(1,000)
Other	268,346	1,000	196	(804)
<i>Total Revenues</i>	2,801,133	2,573,325	2,617,275	43,950
<b>Expenditures</b>				
Current:				
Security of Persons and Property	4,059,948	4,686,101	4,547,573	138,528
<i>Excess of Revenues Under Expenditures</i>	(1,258,815)	(2,112,776)	(1,930,298)	182,478
<b>Other Financing Sources</b>				
Transfers In	1,500,000	1,982,000	1,982,000	0
<i>Net Change in Fund Balance</i>	241,185	(130,776)	51,702	182,478
<i>Fund Balance Beginning of Year</i>	2,090,615	2,090,615	2,090,615	0
Prior Year Encumbrances Appropriated	152,515	152,515	152,515	0
<i>Fund Balance End of Year</i>	<u>\$2,484,315</u>	<u>\$2,112,354</u>	<u>\$2,294,832</u>	<u>\$182,478</u>

See accompanying notes to the basic financial statements

**City of Green, Ohio**  
*Statement of Fund Net Assets*  
*Internal Service Fund*  
*December 31, 2004*

---

---

<b>Assets</b>	
Equity in Pooled Cash and	
Cash Equivalents	\$334,764
Accounts Receivable	<u>2,072</u>
<i>Total Assets</i>	336,836
<b>Liabilities</b>	
Claims Payable	<u>81,374</u>
<b>Net Assets</b>	
Unrestricted	<u><u>\$255,462</u></u>

See accompanying notes to the basic financial statements

**City of Green, Ohio**  
*Statement of Revenues,  
Expenses and Changes in Fund Net Assets  
Internal Service Fund  
For the Year Ended December 31, 2004*

<hr/> <hr/>	
<b>Operating Revenues</b>	
Charges for Services	\$701,760
Other	6,454
	<hr/>
<i>Total Operating Revenues</i>	<i>708,214</i>
	<hr/>
<b>Operating Expenses</b>	
Purchased Services	139,018
Claims	801,084
	<hr/>
<i>Total Operating Expenses</i>	<i>940,102</i>
	<hr/>
<i>Operating Loss</i>	<i>(231,888)</i>
Transfers In	290,000
	<hr/>
<i>Change in Net Assets</i>	<i>58,112</i>
<i>Net Assets Beginning of Year</i>	<i>197,350</i>
	<hr/>
<i>Net Assets End of Year</i>	<i>\$255,462</i>
	<hr/> <hr/>

See accompanying notes to the basic financial statements

**City of Green, Ohio**  
*Statement of Cash Flows*  
*Internal Service Fund*  
For the Year Ended December 31, 2004

---



---

<b><i>Increase (Decrease) in Cash and Cash Equivalents</i></b>	
<b>Cash Flows from Operating Activities</b>	
Cash Received from Transactions with Other Funds	\$701,760
Cash Received from Other Revenue Sources	4,382
Cash Payments for Goods and Services	(139,018)
Cash Payments for Claims	(810,608)
	(810,608)
<i>Net Cash Used for Operating Activities</i>	(243,484)
 <b>Cash Flows from Noncapital Financing Activities</b>	
Transfer In	290,000
	290,000
<i>Net Increase in Cash and Cash Equivalents</i>	46,516
<i>Cash and Cash Equivalents Beginning of Year</i>	288,248
	288,248
<i>Cash and Cash Equivalents End of Year</i>	\$334,764
 <b><i>Reconciliation of Operating Loss to</i></b>	
<b><i>Net Cash Used for Operating Activities</i></b>	
<i>Operating Loss</i>	(\$231,888)
	(\$231,888)
 <b>Adjustments to Reconcile Operating Loss to</b>	
<b>Net Cash Used for Operating Activities</b>	
Decrease/(Increase) in Assets:	
Account Receivable	(2,072)
Increase/(Decrease) in Liabilities:	
Claims Payable	(9,524)
	(9,524)
<i>Net Cash Used for Operating Activities</i>	(\$243,484)

See accompanying notes to the basic financial statements

**City of Green, Ohio**  
*Statement of Fiduciary Assets and Liabilities*  
*Agency Fund*  
*December 31, 2004*

---

---

	<u>Deposits</u>
<b>Assets</b>	
Equity Pooled in Cash and Cash Equivalents	<u>\$120,337</u>
<b>Liabilities</b>	
Deposits Held and Due to Others	<u>\$120,337</u>

See accompanying notes to the basic financial statements

**City of Green, Ohio**  
*Notes to the Basic Financial Statements*  
*For the Year Ended December 31, 2004*

---

---

**Note 1 – Description of the City and Reporting Entity**

The City of Green, Ohio, (the City) is a body politic and corporate established for the purpose of exercising the rights and privileges conveyed to it by its Charter and the Constitution and laws of the State of Ohio. The City government was formed in 1992.

The City is a municipality of the State of Ohio operating under the direction of an elected mayor and seven-member council. Council exercises budget and taxing authority, adopts its own appropriations and approves its own expenditures.

***Reporting Entity***

A reporting entity is comprised of the primary government, component units and other organizations that are included to ensure that the financial statements are not misleading. The primary government of the City consists of all funds, departments, boards and agencies that are not legally separate from the City. The primary government provides the following services to its citizens: fire protection, emergency medical service, parks and recreations, street construction, maintenance and repair and general administrative services.

Component units are legally separate organizations for which the City is financially accountable. The City is financially accountable for an organization if the City appoints a voting majority of the organization's governing board and (1) the City is able to significantly influence the programs or services performed or provided by the organization; or (2) the City is legally entitled to or can otherwise access the organization's resources; or the City is legally obligated or has otherwise assumed the responsibility to finance deficits of or provide financial support to the organization; or the City is obligated for the debt of the organization. Component units may also include organizations for which the City approves the budget, the issuance of debt, or the levying of taxes. The City has no component units.

The City participates in one jointly governed organization, the Southern Summit County Tax Incentive Review Council. This organization is described in Note 11 of the Notes to the Basic Financial Statements.

**Note 2 - Summary of Significant Accounting Policies**

The financial statements of the City have been prepared in conformity with generally accepted accounting principles (GAAP) as applied to governmental units. The Governmental Accounting Standards Board (GASB) is the accepted standard-setting body for establishing governmental accounting and financial reporting principles. The City also applies Financial Accounting Standards Board (FASB) Statements and Interpretations issued on or before November 30, 1989, to its governmental activities and to its internal service fund unless these pronouncements conflict with or contradict GASB pronouncements. The more significant of the City's accounting policies are described below.

***A. Basis of Presentation***

The City's basic financial statements consist of government-wide statements, including a statement of net assets and a statement of activities, and fund financial statements, which provide a more detailed level of financial information.

**City of Green, Ohio**  
*Notes to the Basic Financial Statements*  
*For the Year Ended December 31, 2004*

---

---

**Government-wide Financial Statements** The statement of net assets and the statement of activities display information about the City as a whole. These statements include the financial activities of the primary government, except for fiduciary funds. The activity of the internal service fund is eliminated to avoid “doubling up” revenues and expenses.

The statement of net assets presents the financial condition of the governmental activities of the City at year-end. The statement of activities presents a comparison between direct expenses and program revenues for each program or function of the City’s governmental activities. Direct expenses are those that are specifically associated with a service, program or department and therefore clearly identifiable to a particular function. Program revenues include charges paid by the recipient of the goods or services offered by the program, grants and contributions that are restricted to meeting the operational or capital requirements of a particular program and interest earned on grants that is required to be used to support a particular program. Revenues which are not classified as program revenues are presented as general revenues of the City, with certain limited exceptions. The comparison of direct expenses with program revenues identifies the extent to which each business segment or governmental program is self-financing or draws from the general revenues of the City.

**Fund Financial Statements** During the year, the City segregates transactions related to certain City functions or activities in separate funds in order to aid financial management and to demonstrate legal compliance. Fund financial statements are designed to present financial information of the City at this more detailed level. The focus of governmental fund financial statements is on major funds. Each major fund is presented in a separate column. Nonmajor funds are aggregated and presented in a single column. The internal service fund is presented in a single column on the face of the proprietary fund statements. Fiduciary funds are reported by type.

**B. Fund Accounting**

The City uses funds to maintain its financial records during the year. A fund is defined as a fiscal and accounting entity with a self balancing set of accounts. The City’s funds are classified as either governmental, proprietary or fiduciary.

**Governmental Funds** Governmental funds are those through which most governmental functions typically are financed. Governmental fund reporting focuses on the sources, uses and balances of current financial resources. Expendable assets are assigned to the various governmental funds according to the purposes for which they may or must be used. Current liabilities are assigned to the fund from which they will be paid. The difference between governmental fund assets and liabilities is reported as fund balance. The following are the City's major governmental funds:

**General Fund** The general fund accounts for all financial resources except those required to be accounted for in another fund. The general fund balance is available to the City for any purpose provided it is expended or transferred according to the Charter of the City of Green and/or the general laws of Ohio.

**Street Construction, Maintenance and Repair Fund** The street construction, maintenance and repair special revenue fund accounts for the portion of state gasoline tax and motor vehicle registration fees designated for the maintenance of the streets within the City.

**Fire/Paramedic Levy Fund** The fire/paramedic levy special revenue fund accounts for revenue distributed by the Summit County Fiscal Officer from the collection of locally voted property tax levies used to provide and maintain fire fighting equipment, appliances, buildings, sources of water supply, ambulance service and emergency medical service, and other operating costs of the fire department.



**City of Green, Ohio**  
*Notes to the Basic Financial Statements*  
*For the Year Ended December 31, 2004*

---

---

**General Obligation Bond Retirement Fund** The GO bond retirement debt service fund accounts for the resources that are used for the payment of principal, interest and other fiscal charges on general obligation debt.

**Community Learning Center Construction Fund** The community learning center construction fund accounts for the Cash on Deposit with School District and any related construction costs.

The other governmental funds of the City account for grants and other resources whose use is restricted to a particular purpose.

**Proprietary Funds** Proprietary fund reporting focuses on the determination of operating income, changes in net assets, financial position and cash flows. Proprietary funds are classified as either enterprise or internal service. The City has no enterprise funds.

**Internal Service Fund** The internal service fund accounts for the financing of services provided by one department or agency to other departments or agencies of the City on a cost reimbursement basis. The City's only internal service fund accounts for a self-insurance program for employee medical and dental claims.

**Fiduciary Funds** Fiduciary fund reporting focuses on net assets and changes in net assets. The fiduciary fund category is split into four classifications: pension trust funds, investment trust funds, private purpose trust funds and agency funds. Trust funds are used to account for assets held by the City under a trust agreement for individuals, private organizations, or other governments and are therefore not available to support the City's own programs. The City has no trust funds. The City's agency fund is purely custodial (assets equal liabilities) and thus do not involve measurement of results of operations. The City's agency fund accounts for deposits held by the City.

### **C. Measurement Focus**

**Government-wide Financial Statements** The government-wide financial statements are prepared using the economic resources measurement focus. All assets and liabilities associated with the operation of the City are included on the Statement of Net Assets. The Statement of Activities presents increases (e.g. revenues) and decreases (e.g. expenses) in total net assets.

**Fund Financial Statements** All governmental funds are accounted for using a flow of current financial resources measurement focus. With this measurement focus, only current assets and current liabilities generally are included on the balance sheet. The statement of revenues, expenditures and changes in fund balances reports on the sources (i.e., revenues and other financing sources) and uses (i.e., expenditures and other financing uses) of current financial resources. This approach differs from the manner in which the governmental activities of the government-wide financial statements are prepared. Governmental fund financial statements therefore include a reconciliation with brief explanations to better identify the relationship between the government-wide statements and the statements for governmental funds.

Like the government-wide statements, the internal service fund is accounted for on a flow of economic resources measurement focus. All assets and all liabilities associated with the operation of this fund are included on the statement of net assets. The statement of revenues, expenses and changes in fund net assets presents increases (i.e., revenues) and decreases (i.e., expenses) in net total assets. The statement of cash flows provides information about how the City finances and meets the cash flow needs of its internal service activity.

**City of Green, Ohio**  
*Notes to the Basic Financial Statements*  
*For the Year Ended December 31, 2004*

---

---

***D. Basis of Accounting***

Basis of accounting determines when transactions are recorded in the financial records and reported on the financial statements. Government-wide financial statements are prepared using the accrual basis of accounting; proprietary and fiduciary funds also use the accrual basis of accounting. Governmental funds use the modified accrual basis of accounting. Differences in the accrual and modified accrual basis of accounting arise in the recognition of revenue, the recording of deferred revenue, and in the presentation of expenses versus expenditures.

***Revenues - Exchange and Non-exchange Transactions*** Revenue resulting from exchange transactions, in which each party gives and receives essentially equal value, is recorded on the accrual basis when the exchange takes place. On a modified accrual basis, revenue is recorded in the year in which the resources are measurable and become available. Available means that the resources will be collected within the current year or are expected to be collected soon enough thereafter to be used to pay liabilities of the current year. For the City, available means expected to be received within sixty days of year-end.

Non-exchange transactions, in which the City receives value without directly giving equal value in return, include income taxes, property taxes, grants, entitlements and donations. On an accrual basis, revenue from income taxes is recognized in the period in which the income is earned. Revenue from property taxes is recognized in the year for which the taxes are levied. (See Note 7.) Revenue from grants, entitlements and donations is recognized in the year in which all eligibility requirements have been satisfied. Eligibility requirements include timing requirements, which specify the year when the resources are required to be used or the year when use is first permitted, matching requirements, in which the City must provide local resources to be used for a specified purpose, and expenditure requirements, in which the resources are provided to the City on a reimbursement basis. On a modified accrual basis, revenue from non-exchange transactions must also be available before it can be recognized.

Under the modified accrual basis, the following revenue sources are considered to be both measurable and available at year-end: income tax, state-levied locally shared taxes (including gasoline tax and motor vehicle registration fees), interest, grants and rentals.

***Deferred Revenue*** Deferred revenue arises when assets are recognized before revenue recognition criteria have been satisfied.

Property taxes for which there is an enforceable legal claim as of December 31, 2004, but which were levied to finance year 2005 operations, have been recorded as deferred revenue. Grants and entitlements received before the eligibility requirements are met are also recorded as deferred revenue.

On governmental fund financial statements, receivables that will not be collected within the available period have also been reported as deferred revenue.

***Expenses/Expenditures*** On the accrual basis of accounting, expenses are recognized at the time they are incurred.

The measurement focus of governmental fund accounting is on decreases in net financial resources (expenditures) rather than expenses. Expenditures are generally recognized in the accounting period in which the related fund liability is incurred, if measurable. Allocations of cost, such as depreciation and amortization, are not recognized in governmental funds.

**City of Green, Ohio**  
*Notes to the Basic Financial Statements*  
*For the Year Ended December 31, 2004*

---

---

***E. Cash and Cash Equivalents***

To improve cash management, cash received by the City is pooled. Monies for all funds, including the proprietary fund, are maintained in this pool. Individual fund integrity is maintained through City records. Interest in the pool is presented as "equity in pooled cash and cash equivalents".

During fiscal year 2004, investments were limited to repurchase agreements, mutual funds, Summit County Port Authority Port Facilities Revenue Bond Anticipation Notes and STAROhio.

Except for nonparticipating investment contracts, investments are reported at fair value which is based on quoted market prices. Nonparticipating investment contracts such as repurchase agreements are reported at cost.

STAROhio is an investment pool managed by the State Treasurer's Office which allows governments within the State to pool their funds for investment purposes. STAROhio is not registered with the SEC as an investment company, but does operate in a manner consistent with Rule 2a7 of the Investment Company Act of 1940. Investments in STAROhio are valued at STAROhio's share price which is the price the investment could be sold for on December 31, 2004.

Investment procedures are restricted by the provisions of the Ohio Revised Code. Interest revenue credited to the general fund during 2004 amounted to \$185,385, which includes \$126,473 assigned from other City funds.

Investments with an original maturity of three months or less and investments of the cash management pool are presented on the financial statements as cash equivalents.

***F. Prepaid Items***

Payments made to vendors for services that will benefit periods beyond December 31, 2004, are recorded as prepaid items using the consumption method by recording a current asset for the prepaid amount at the time of the purchase and the expenditure/expense in the year in which services are consumed.

***G. Inventory***

Inventories are presented at cost on a first-in, first-out basis and are expended/expensed when used. Inventory consists of expendable supplies.

***H. Capital Assets***

All capital assets of the City are classified as general capital assets. These assets generally result from expenditures in the governmental funds. These assets are reported in the governmental activities column of the government-wide statement of net assets but are not reported in the fund financial statements.

All capital assets are capitalized at cost (or estimated historical cost) and updated for additions and retirements during the year. The City was able to estimate the historical cost for the initial reporting of infrastructure by backtrending (i.e., estimating the current replacement cost of the infrastructure to be capitalized and using an appropriate price-level index to deflate the cost to the acquisition year or estimated acquisition year). Donated capital assets are recorded at their fair market values as of the date received. The City maintains a capitalization threshold of \$5,000. Improvements are capitalized; the costs of normal maintenance and repairs that do not add to the value of the asset or materially extend an asset's life are not.

**City of Green, Ohio**  
*Notes to the Basic Financial Statements*  
*For the Year Ended December 31, 2004*

---

---

All reported capital assets except land and construction in progress are depreciated. Improvements are depreciated over the remaining useful lives of the related capital assets. Useful lives for infrastructure were estimated based on the City's historical records or necessary improvements and replacement. Depreciation is computed using the straight-line method over the following useful lives:

<u>Description</u>	<u>Estimated Lives</u>
Land Improvements	20-50 years
Buildings and Improvements	20-50 years
Machinery and Equipment	5-30 years
Vehicles	5 years
Infrastructure	15-40 years

The City's infrastructure consists of a street subsystem, a storm sewers subsystem, and a traffic signals subsystem including infrastructure acquired before December 31, 1980.

***I. Compensated Absences***

Vacation benefits are accrued as a liability as the benefits are earned if the employee's rights to receive compensation are attributable to services already rendered and it is probable that the City will compensate the employees for the benefits through paid time off or some other means. The City records a liability for accumulated unused vacation time when earned for all employees with more than one year of service.

Sick leave benefits are accrued as a liability using the vesting method. The liability includes the employees who are currently eligible to receive termination benefits and those the City has identified as probable of receiving payment in the future. The amount is based on accumulated sick leave and employees' wage rates at year end, taking into consideration any limits specified in the City's termination policy. The City records a liability for accumulated unused sick leave for employees after one year of service with the City.

***J. Accrued Liabilities and Long-term Obligations***

All payables, accrued liabilities and long-term obligations are reported in the government-wide financial statements.

In general, governmental fund payables and accrued liabilities that, once incurred, are paid in a timely manner and in full from current financial resources, are reported as obligations of the funds. However, claims and judgements, compensated absences, and contractually required pension contributions that will be paid from governmental funds are reported as a liability in the fund financial statements only to the extent that they are due for payment during the current year. Bonds are recognized as a liability on the governmental fund financial statements when due.

***K. Fund Balance Reserve***

The City reserves those portions of fund balance which are legally segregated for a specific future use or which do not represent expendable resources and therefore are not available for appropriation or expenditures. As a result, encumbrances and intergovernmental receivable are recorded as reservations of fund balance.

**City of Green, Ohio**  
*Notes to the Basic Financial Statements*  
*For the Year Ended December 31, 2004*

---

---

***L. Net Assets***

Net assets represent the difference between assets and liabilities. Net assets invested in capital assets, net of related debt consists of capital assets, net of accumulated depreciation, reduced by the outstanding balances of any borrowing used for the acquisition, construction or improvement of those assets. Net assets are reported as restricted when there are limitations imposed on their use either through the enabling legislation adopted by the City or through external restrictions imposed by creditors, grantors or laws or regulations of other governments. The government-wide statement of net assets reports \$11,785,979 of restricted net assets, of which \$4,061,214 is restricted by enabling legislation.

The City applies restricted resources first when an expense is incurred for purposes for which both restricted and unrestricted net assets are available.

***M. Operating Revenues and Expenses***

Operating revenues are those revenues that are generated directly from the primary activity of the proprietary funds. For the City, these revenues are for self-insurance programs. Operating expenses are necessary costs incurred to provide the goods or services that are the primary activity of the funds. All revenues and expenses not meeting these definitions are reported as non-operating.

***N. Interfund Activity***

Exchange transactions between funds are reported as revenues in the seller funds and as expenditures/expenses in the purchaser funds. Flows of cash or goods from one fund to another without a requirement for repayment are reported as interfund transfers. Interfund transfers are reported as other financing sources/uses in governmental funds. Repayments from funds responsible for particular expenditures/expenses to the funds that initially paid for them are not presented on the financial statements.

***O. Extraordinary and Special Items***

Extraordinary items are transactions or events that are both unusual in nature and infrequent in occurrence. Special items are transactions or events that are within the control of the City Administration and that are either unusual in nature or infrequent in occurrence.

***P. Estimates***

The preparation of the financial statements in conformity with generally accepted accounting principles requires management to make estimates and assumptions that affect the amounts reported in the financial statements and accompanying notes. Actual results may differ from those estimates.

***Q. Budgetary Process***

All funds, except agency funds, are legally required to be budgeted and appropriated. Budgetary information for the Community Learning Center Construction capital projects fund is not maintained because it is not included in the entity for which the “appropriated budget” is adopted. The major documents prepared are the tax budget, the certificate of estimated resources, and the appropriations resolution, all of which are prepared on the budgetary basis of accounting. The tax budget demonstrates a need for existing or increased tax rates. The certificate of estimated resources establishes a limit on the amount Council may appropriate. The appropriations resolution is Council’s authorization to spend

**City of Green, Ohio**  
*Notes to the Basic Financial Statements*  
*For the Year Ended December 31, 2004*

resources and sets annual limits on expenditures plus encumbrances at the level of control selected by Council. The legal level of control has been established by Council at the fund, department level for the operating budget. A separate capital appropriations resolution adopted by Council is established at the individual project level within the parks capital project reserve fund. The Mayor has been authorized to allocate appropriations to the object level within each fund.

The certificate of estimated resources may be amended during the year if projected increases or decreases in revenue are identified by the Director of Finance. The amounts reported as the original budgeted amounts on the budgetary statements reflect the amounts on the certificate of estimated resources when the original appropriations were adopted. The amounts reported as the final budgeted amounts on the budgetary statements reflect the amounts on the amended certificate of estimated resources in effect at the time final appropriations were passed by Council.

The appropriation resolution is subject to amendment throughout the year with the restriction that appropriations cannot exceed estimated resources. The amounts reported as the original budgeted amounts reflect the first appropriation resolution for that fund that covered the entire year, including amounts automatically carried forward from prior years. The amounts reported as the final budgeted amounts represent the final appropriation amounts passed by Council during the year.

**Note 3 – Changes in Accounting Principles and Restatement of Fund Balance**

For 2004, the City has implemented GASB Statement No. 39, “Determining Whether Certain Organizations are Component Units” and GASB Statement No. 46, “Net Assets Restricted by Enabling Legislation” and GASB Technical Bulletin No. 2004-2, “Recognition of Pension and Other Postemployment Benefit Expenditures/Expense and Liabilities by Cost-Sharing Employers.”

GASB Statement No. 39 states that entities for which a primary government is not financially accountable may still be reported as component units based on the nature and significance of their relationship with the primary government.

GASB Statement No. 46 clarifies how enabling legislation should be defined for determining restricted net assets.

GASB Technical Bulletin No. 2004-2 addresses the amount that should be recognized as expenditure/expense and as a liability each period by employers participating in a cost-sharing multiple-employer pension and other postemployment benefit (OPEB) plans.

The implementation of GASB Statements Nos. 39 and 46 did not affect the presentation of the financial statements of the City. The City had a fund reclassification and depreciation was overstated in the enterprise fund. The implementation of GASB Technical Bulletin No. 2004-2 and the previously listed adjustments had the following effect on the fund balances/net assets of the City as they were previously reported as of December 31, 2003.

	General	Street Construction Maintenance and Repair	Fire/Paramedic Levy	General Obligation Bond Retirement	Nonmajor	Totals
Fund Balances, December 31, 2003	\$3,543,469	\$3,146,077	\$2,133,234	\$133,464	\$2,888,389	\$11,844,633
Technical Bulletin No. 2004-2	0	0	(116,623)	0	0	(116,623)
Adjusted Fund Balance, December 31, 2003	<u>\$3,543,469</u>	<u>\$3,146,077</u>	<u>\$2,016,611</u>	<u>\$133,464</u>	<u>\$2,888,389</u>	<u>\$11,728,010</u>

**City of Green, Ohio**  
*Notes to the Basic Financial Statements*  
*For the Year Ended December 31, 2004*

---

**Note 4 - Compliance**

Contrary to Ohio Revised Code Section 5705.39, the following fund had original appropriations in excess of certified available resources.

	Original Revenues Plus Carryover Balances	Original Appropriations	Excess
General Fund	\$13,590,293	\$13,904,430	\$314,137

This budgetary violation was corrected by year end.

Also, contrary to Ohio Revised Code Section 5705.39, the following fund had appropriations in excess of certified available resources at September 30, 2004.

	Revenues Plus Carryover Balances	Appropriations	Excess
General Obligation Bond Retirement Debt Service Fund	\$5,223,698	\$30,143,464	\$24,919,766

This budgetary violation was corrected by year end.

Also, contrary to Ohio Revised Code Section 5705.39, the following fund had final appropriations in excess of certified available resources.

	Final Revenues Plus Carryover Balances	Final Appropriations	Excess
Parks and Recreation Special Revenue Fund	\$687,447	\$706,056	\$18,609

Although the budgetary violation was not corrected by year end, management has indicated that appropriations will be closely monitored to ensure no future violations.

**Note 5 - Budgetary Basis of Accounting**

While the City is reporting financial position, results of operations, and changes in fund balance on the basis of generally accepted accounting principles (GAAP), the budgetary basis as provided by law is based upon accounting for transactions on a basis of cash receipts, disbursements and encumbrances. The Statements of Revenues, Expenditures and Changes in Fund Balances - Budget (Non-GAAP Basis) and Actual presented for the general fund, the street construction, maintenance and repair and the fire/paramedic levy major special revenue funds are presented on the budgetary basis to provide a meaningful comparison of actual results with the budget. The major differences between the budget basis and the GAAP basis are:

**City of Green, Ohio**  
*Notes to the Basic Financial Statements*  
*For the Year Ended December 31, 2004*

1. Revenues and other sources are recorded when received in cash (budget) as opposed to when susceptible to accrual (GAAP).
2. Expenditures and other uses are recorded when paid in cash (budget) as opposed to when the liability is incurred (GAAP).
3. Encumbrances are treated as expenditures (budget) rather than as a reservation of fund balance (GAAP).

The following table summarizes the adjustments necessary to reconcile the GAAP basis statements to the budgetary basis statements for the general fund, street construction, maintenance and repair and fire/paramedic levy funds.

Net Change in Fund Balance			
General and Major Special Revenue Funds			
	General	Street Construction, Maintenance and Repair	Fire/ Paramedic Levy
GAAP Basis	\$2,961,733	\$2,818,863	\$278,151
Adjustment for Revenue Accruals	(1,069,586)	(42,028)	(2,597)
Adjustment for Expenditure Accruals	54,745	108,260	45,500
Debt Service			
Interest and Fiscal Charges	12,205	11,726	0
Transfers for Debt Payments	(122,205)	(121,726)	0
Adjustment for Encumbrances	(265,798)	(3,107,468)	(269,352)
Budget Basis	\$1,571,094	(\$332,373)	\$51,702

**Note 6 - Deposits and Investments**

State statues classify monies held by the City into three categories:

Active deposits are public deposits necessary to meet current demands on the treasury. Such monies must be maintained either as cash in the City treasury, in commercial accounts payable or withdrawable on demand, including negotiable order of withdrawal (NOW) accounts, or in money market deposit accounts.

Inactive deposits are public deposits that Council has identified as not required for use within the current five year period of designation of depositories. Inactive deposits must either be evidenced by certificates of deposit maturing not later than the end of the current period of designation of depositories, or by savings or deposit accounts including, but not limited to, passbook accounts.

Interim deposits are deposits of interim monies. Interim monies are those monies which are not needed for immediate use but which will be needed before the end of the current period of designation of depositories. Interim deposits must be evidenced by time certificates of deposit maturing not more than one year from the date of deposit or by savings or deposit accounts including passbook accounts.



**City of Green, Ohio**  
*Notes to the Basic Financial Statements*  
*For the Year Ended December 31, 2004*

---

---

Protection of the City's deposits is provided by the Federal Deposit Insurance Corporation (FDIC), by eligible securities pledged by the financial institution as security for repayment, by surety company bonds deposited with the finance director by the financial institution or by a single collateral pool established by the financial institution to secure the repayment of all public monies deposited with the institution. Interim monies are to be deposited or invested in the following securities:

1. United States Treasury Notes, Bills, Bonds, or any other obligation or security issued by the United States Treasury or any other obligation guaranteed as to principal and interest by the United States;
2. Bonds, notes, debentures, or any other obligations or securities issued by any federal government agency or instrumentality, including but not limited to, the Federal National Mortgage Association, Federal Home Loan Bank, Federal Farm Credit Bank, Federal Home Loan Mortgage Corporation, Government National Mortgage Association, and Student Loan Marketing Association. All federal agency securities shall be direct issuances of federal government agencies or instrumentalities;
3. Written repurchase agreements in the securities listed above provided that the market value of the securities subject to the repurchase agreement must exceed the principal value of the agreement by at least two percent and be marked to market daily, and that the term of the agreement must not exceed thirty days;
4. Bonds and other obligations of the State of Ohio;
5. No-load money market mutual funds consisting exclusively of obligations described in division (1) or (2) of this section and repurchase agreements secured by such obligations, provided that investments in securities described in this division are made only through eligible institutions;
6. The State Treasurer's investment pool (STAROhio); and,
7. Certain banker's acceptances and commercial paper notes for a period not to exceed one hundred eighty days in an amount not to exceed twenty-five percent of the interim monies available for investment at any one time.

The City may also invest any monies not required to be used for a period of six months or more in the following:

1. Bonds of the State of Ohio;
2. Bonds of any municipal corporation, village, county, township or other political subdivision of this State, as to which there is not default of principal, interest, or coupons; and,
3. Obligations of the City.

Investments in stripped principal or interest obligations, reverse repurchase agreements and derivatives are prohibited. The issuance of taxable notes for the purpose of arbitrage, the use of leverage and short selling are also prohibited. An investment must mature within five years from the date of purchase unless matched to a specific obligation or debt of the City, and must be purchased with the expectation that it will be held to maturity.

**City of Green, Ohio**  
*Notes to the Basic Financial Statements*  
*For the Year Ended December 31, 2004*

Investments may only be made through specified dealers and institutions. Payment for investments may be made only upon delivery of the securities representing the investments to the treasurer or, if the securities are not represented by a certificate, upon receipt of confirmation of transfer from the custodian.

At December 31, 2004, the City's community learning center construction capital projects fund had a balance of (\$15,482,500) with Green Local School District. The money is held by the School District and therefore cannot be classified by risk under GASB Statement 3.

The following information classifies deposits and investments by categories of risk as defined in GASB Statement No. 3, "Deposits with Financial Institutions, Investments (including Repurchase Agreements), and Reverse Repurchase Agreements".

**Deposits.** At year-end, the carrying amount of the City's deposits was \$9,207,952 and the bank balance was \$9,573,208. \$166,008 of the bank balance was covered by federal depository insurance. \$9,407,200 was uninsured and uncollateralized. Although the securities were held by the pledging financial institutions trust department or agent in the City's name and all State statutory requirements for the investment of money had been followed, noncompliance with federal requirements could potentially subject the City to a successful claim by the FDIC.

**Investments.** The City's investments are required to be categorized to give an indication of the level of risk assumed by the City at year-end. Category 1 includes investments that are insured or registered or are held by the City or its agent in the City's name. Category 2 includes uninsured and unregistered investments which are held by the counterparty's trust department or agent in the City's name. Category 3 includes uninsured and unregistered investments which are held by the counterparty, or by its trust department or agent but not in the City's name. STAROhio and mutual funds are an unclassified investments since it is not evidenced by securities that exist in physical or book entry form.

	Category 1	Category 3	Carrying Value	Fair Value
Repurchase Agreements		\$1,595,000	\$1,595,000	\$1,595,000
Mutual Fund			4,197,998	4,197,998
Summit County Port Authority Port Facilities Revenue Bond Anticipation Notes STAROhio	\$673,813		673,813	673,813
			2,065,530	2,065,530
<b>Total</b>	<b>\$673,813</b>	<b>\$1,595,000</b>	<b>\$8,532,341</b>	<b>\$8,532,341</b>

The classification of cash and cash equivalents, and investments on the financial statements is based on criteria set forth in GASB Statement No. 9. Cash and cash equivalents are defined to include investments with original maturities of three months or less and cash and investments of the cash management pool.

A reconciliation between the classification of cash and investments on the financial statements and the classification of deposits and investments presented above per GASB Statement No. 3 is as follows:

	Cash and Cash Equivalents/Deposits	Investments
GASB Statement 9	\$17,740,293	\$0
Repurchase Agreements	(1,595,000)	1,595,000
Mutual Funds	(4,197,998)	4,197,998
Summit County Port Authority Port Facilities Revenue Bond Anticipation Notes STAROhio	(673,813)	673,813
	(2,065,530)	2,065,530
<b>GASB Statement 3</b>	<b>\$9,207,952</b>	<b>\$8,532,341</b>

**City of Green, Ohio**  
*Notes to the Basic Financial Statements*  
*For the Year Ended December 31, 2004*

---

---

**Note 7 - Receivables**

Receivables at December 31, 2004, consisted primarily of municipal income taxes, property and other taxes, special assessments, accounts, and intergovernmental receivables arising from grants, entitlements, and shared revenues. All receivables are deemed collectible in full.

Special assessments expected to be collected in less than one year amount to \$12,942 in the lighting assessment and zoning special revenue funds. The amount of delinquent special assessments outstanding at year-end is \$318.

**A. Property Taxes**

Property taxes include amounts levied against all real, public utility, and tangible personal property located in the City. Property tax revenue received during 2004 for real and public utility property taxes represents collections of 2003 taxes. Property tax payments received during 2004 for tangible personal property (other than public utility property) are for 2004 taxes.

2004 real property taxes are levied after October 1, 2004 on the assessed value as of January 1, 2004, the lien date. Assessed values are established by State law at 35 percent of appraised market value. 2004 real property taxes are collected in and intended to finance 2005.

Public utility tangible personal property currently is assessed at varying percentages of true value; public utility real property is assessed at 35 percent of true value. 2004 public utility property taxes which became a lien December 31, 2003, are levied after October 1, 2004, and collected in 2005 real property taxes.

2004 tangible personal property taxes are levied after October 1, 2003 on the value as of December 31, 2003. Collections are made in 2004. Tangible personal property assessments are 25 percent of true value for capital assets and 23 percent of true value for inventory.

The full tax rate for all City operations for the year ended December 31, 2004, was \$7.40 per \$1,000 of assessed value. The assessed values of real and tangible personal property upon which 2004 property tax receipts were based are as follows:

Real Property	\$548,946,770
Tangible Personal Property	53,598,459
Public Utility	<u>13,998,980</u>
 Total Valuation	 <u><u>\$616,544,209</u></u>

Real property taxes are payable annually or semi-annually. If paid annually, payment is due December 31; if paid semi-annually, the first payment is due December 31, with the remainder payable by June 20. Under certain circumstances, State statute permits later payment dates to be established.

Tangible personal property taxes paid by multi-county taxpayers are due September 20. Single county taxpayers may pay annually or semi-annually. If paid annually, payment is due April 30; if paid semi-annually, the first payment is due April 30, with the remainder payable at September 20.

The County Fiscal Officer collects property taxes on behalf of all taxing districts in the county, including the City of Green. The County Fiscal Officer periodically remits to the City its portion of the taxes collected. Property taxes receivable represents real and tangible personal property taxes, public utility

**City of Green, Ohio**  
*Notes to the Basic Financial Statements*  
*For the Year Ended December 31, 2004*

---

---

taxes and outstanding delinquencies which are measurable as of December 31, 2004, and for which there is an enforceable legal claim. In the general, fire/paramedic levy and general obligation bond retirement funds the entire receivable has been offset by deferred revenue since the current taxes were not levied to finance 2004 operations and the collection of delinquent taxes during the available period is not subject to reasonable estimation. On a full accrual basis, collectible delinquent property taxes have been recorded as revenue while the remainder of the receivable is deferred.

***B. Municipal Income Taxes***

The City levies a two percent income tax on substantially all income earned within the City. In November, 2003 Green voters increased the income tax from one percent to two percent. In addition, City residents employed in other municipalities having an income tax of less than two percent must pay the difference to the City of Green. Employers within the City withhold income tax on employee compensation and remit at least quarterly. Corporations and other individual taxpayers pay estimated taxes quarterly and file an annual declaration.

The City's income tax ordinance requires ten percent of the income tax revenues to be used to finance park capital improvements. As a result, this portion of the revenue is allocated into the parks capital project reserve fund each year. The remaining income tax proceeds are to be used to pay the cost of administering the tax, general fund operations, capital improvements, debt service and other governmental functions when needed, as determined by Council.

***C. Intergovernmental Receivable***

A summary of intergovernmental receivables follows:

Governmental Activities	
Local Government State Support	\$424,398
Motor Vehicle and Gas Tax	449,326
Homestead and Rollback	81,916
Community Learning Centers	9,517,500
Permissive Tax	4,355
Federal Grants	190,024
	<hr/>
Total	<u>\$10,667,519</u>

All receivables are expected to be collected within one year except for the Community Learning Centers receivable from Green Local School District (See Note 19). The \$9,517,500 is the School District's portion of the Community Learning Centers agreement and \$8,893,140 will not be collected within one year.

**Note 8 - Risk Management**

The City is exposed to various risks of loss related to torts; theft of, damage to, and destruction of assets; errors and omissions; injuries to employees and natural disasters. During 2004, the City contracted with several companies for various types of insurance as follows:

**City of Green, Ohio**  
*Notes to the Basic Financial Statements*  
*For the Year Ended December 31, 2004*

Company	Type of Coverage	Deductible	Coverage
Cincinnati Insurance Company	General Liability	N/A	\$1,000,000
	Auto Liability	1,000	1,000,000
	Uninsured Motorists	1,000	500,000
	Electronic Data Processing	1,000	312,883
	Radio and Safety Equipment	500	1,116,486
	Contractors' Equipment	1,000	937,877
	Buildings and Personal Property	1,000	4,581,000
	Umbrella Liability	N/A	1,000,000
Tudor Insurance Company	Public Official Liability	N/A	1,000,000
Lloyds of London	Professional Liability	2,500	1,000,000
Western World	Firemen's Errors and Omissions	250	1,000,000

There has been no material change in this coverage from the prior year. Settled claims have not exceeded this commercial coverage in any of the past three years.

The City pays the State Workers' Compensation System a premium based on a rate per \$100 of salaries. This rate is calculated based on accident history and administrative costs.

The City has elected to provide employee medical and dental benefits through a self-insured program. The City maintains a self-insurance internal service fund to account for and finance its uninsured risks of loss in this program. This plan provides a medical plan with a \$200 single and \$400 family deductible. The City uses a third party administrator to review, process and pay all claims on behalf of the City.

The City purchases stop-loss coverage for claims in excess of \$50,000 per employee per year and an aggregate of \$778,666. The City pays into the self-insurance internal service fund \$510 for single and family coverage per employee per month which represents the entire premium required. This premium is paid by the fund that pays the salary of the employee and is based on historical cost information.

The claims liability of \$81,374 reported in the Internal Service fund at December 31, 2004 is estimated by a third party administrator and is based on the requirements of GASB Statement No. 30 which requires that a liability for unpaid claims costs, including estimates of costs relating to incurred but not reported claims, be reported. The estimate was not affected by incremental claim adjustment expenses and does not include other allocated or unallocated claim adjustment expenses. Changes in the fund's claims liability amounts in 2003 and 2004 are:

	Balance at Beginning of Year	Current Year Claims	Claim Payments	Balance at End of Year
2003	\$104,394	\$889,534	\$903,030	\$90,898
2004	90,898	801,084	810,608	81,374

**Note 9 - Litigation**

The City of Green is a party to legal proceedings. The City management is of the opinion that ultimate disposition of these claims and legal proceedings will not have a material effect, if any, on the financial condition of the City.

**City of Green, Ohio**  
*Notes to the Basic Financial Statements*  
For the Year Ended December 31, 2004

**Note 10 – Capital Assets**

Capital asset activity for the year ended December 31, 2004, was as follows:

	Balance 12/31/2003	Additions	Deductions	Balance 12/31/2004
<b>Governmental Activities</b>				
<i>Capital Assets, not being depreciated:</i>				
Land	\$3,665,295	\$0	\$0	\$3,665,295
Construction in Progress	2,793,571	3,075,975	(1,081,095)	4,788,451
<i>Total Capital Assets, not being depreciated</i>	<u>6,458,866</u>	<u>3,075,975</u>	<u>(1,081,095)</u>	<u>8,453,746</u>
<i>Capital Assets, being depreciated:</i>				
Land Improvements	2,530,204	223,579	0	2,753,783
Buildings and Improvements	6,736,440	435,464	0	7,171,904
Machinery and Equipment	2,590,409	218,771	(60,596)	2,748,584
Vehicles	3,875,265	143,537	(141,331)	3,877,471
Infrastructure:				
Streets Subsystem	32,032,407	944,513	0	32,976,920
Storm Sewers Subsystem	343,221	453,701	0	796,922
Traffic Signals Subsystem	18,459	4,851	0	23,310
<i>Total Capital Assets, being depreciated</i>	<u>48,126,405</u>	<u>2,424,416</u>	<u>(201,927)</u>	<u>50,348,894</u>
Less Accumulated Depreciation:				
Land Improvements	(732,548)	(131,223)	0	(863,771)
Buildings and Improvements	(1,168,064)	(176,799)	0	(1,344,863)
Machinery and Equipment	(1,339,539)	(152,569)	43,170	(1,448,938)
Vehicles	(1,700,798)	(161,865)	131,048	(1,731,615)
Infrastructure:				
Streets Subsystem	(18,121,555)	(1,098,978)	0	(19,220,533)
Storm Sewers Subsystem	(17,855)	(13,349)	0	(31,204)
Traffic Signals Subsystem	(846)	(242)	0	(1,088)
<i>Total Accumulated Depreciation</i>	<u>(23,081,205)</u>	<u>(1,735,025) *</u>	<u>174,218</u>	<u>(24,642,012)</u>
<i>Total Capital Assets being depreciated, Net</i>	<u>25,045,200</u>	<u>689,391</u>	<u>(27,709)</u>	<u>25,706,882</u>
<i>Governmental Activities Capital Assets, Net</i>	<u>\$31,504,066</u>	<u>\$3,765,366</u>	<u>(\$1,108,804)</u>	<u>\$34,160,628</u>

\* Depreciation expense was charged to governmental activities as follows:

General Government	\$169,709
Security of Persons and Property	243,940
Transportation	1,150,478
Public Health and Welfare	1,927
Leisure Time Activities	163,812
Community and Environment	5,159
Total Depreciation Expense	<u>\$1,735,025</u>

**City of Green, Ohio**  
*Notes to the Basic Financial Statements*  
*For the Year Ended December 31, 2004*

---

---

**Note 11 - Jointly Governed Organization**

***Southern Summit County Tax Incentive Review Council (TIRC)*** The City is a member of the Southern Summit County Tax Incentive Review Council (TIRC), a jointly governed organization created as a regional council of governments pursuant to State statutes. Members include the City of Green, Summit County and Green Local School District. The TIRC Board has seven members, consisting of three members appointed by the County Executive, subject to confirmation by County Council; two members appointed by the Mayor of the City of Green, with concurrence of City Council; the County Fiscal Officer, or his designee; and one member of the Green Local Schools Board of Education. Annually, the TIRC reviews and evaluates the performance of each Enterprise Zone Agreement. This body is advisory in nature and cannot directly affect an existing Enterprise Zone Agreement; however, the TIRC can make written recommendations to the legislative authority that approved the agreement. There is no cost associated with being a member of the Council. The continued existence of the TIRC is not dependent upon the City's continued participation and no measurable equity interest exists. Financial information can be obtained from Chuck Wiedie, Enterprise Manager, 175 South Main Street, Room #207, Akron, Ohio 44308.

**Note 12 - Defined Benefit Pension Plans**

***A. Ohio Public Employees Retirement System***

The City participates in the Ohio Public Employees Retirement System (OPERS). OPERS administers three separate pension plans. The traditional plan is a cost-sharing, multiple-employer defined benefit pension plan. The member-directed plan is a defined contribution plan in which the member invests both member and employer contributions (employer contributions vest over five years at 20 percent per year). Under the member directed plan, members accumulate retirement assets equal to the value of the member and vested employer contributions plus any investment earnings. The combined plan is a cost-sharing, multiple-employer defined benefit pension plan that has elements of both a defined benefit and a defined contribution plan. Under the combined plan, employer contributions are invested by the retirement system to provide a formula retirement benefit similar to the traditional plan benefit. Member contributions, whose investment is self-directed by the member, accumulate retirement assets in a manner similar to the member directed plan.

OPERS provides retirement, disability, survivor and death benefits and annual cost of living adjustments to members of the traditional and combined plans. Members of the member directed plan do not qualify for ancillary benefits. Authority to establish and amend benefits is provided by Chapter 145 of the Ohio Revised Code. OPERS issues a stand-alone financial report that may be obtained by writing to OPERS, 277 East Town Street, Columbus, OH 43215-4642 or by calling (614) 222-6705 or (800)222-7377.

For the year ended December 31, 2004, the members of all three plans, except those in law enforcement or public safety participating in the traditional plan, were required to contribute 8.5 percent of their annual covered salaries. Members participating in the traditional plan who were in law enforcement contributed 10.1 percent of their annual covered salary; members in public safety contributed 9 percent. The City's contribution rate for pension benefits for 2004 was 9.55 percent, except for those plan members in law enforcement or public safety. For those classifications, the City's pension contributions were 12.7 percent of covered payroll. The Ohio Revised Code provides statutory authority for member and employer contributions.

**City of Green, Ohio**  
*Notes to the Basic Financial Statements*  
*For the Year Ended December 31, 2004*

---

---

The City's required contributions for pension obligations to the traditional and combined plans for the traditional and combined plans for the years ended December 31, 2004, 2003, and 2002 were \$278,320, \$230,306, and \$304,920 respectively; 100 percent has been contributed for 2004, 2003 and 2002. Contributions to the member-directed plan for 2004 were \$1,097 by the City and \$688 made by the plan members.

***B. Ohio Police and Fire Pension Fund***

The City contributes to the Ohio Police and Fire Pension Fund (OP&F), a cost-sharing multiple-employer defined benefit pension plan. OP&F provides retirement and disability benefits, annual cost-of-living adjustments, and death benefits to plan members and beneficiaries. Benefit provisions are established by the Ohio State Legislature and are codified in Chapter 742 of the Ohio Revised Code. OP&F issues a publicly available financial report that includes financial information and required supplementary information for the plan. That report may be obtained by writing to the Ohio Police and Fire Pension Fund, 140 East Town Street, Columbus, Ohio 43215-5164.

Plan members are required to contribute 10 percent of their annual covered salary to fund pension obligations while the City is required to contribute 16.25 percent for fire. Contributions are authorized by State statute. The City's contributions to the Fund for the years ended December 31, 2004, 2003, and 2002 were \$367,486, \$360,563, and \$441,581 respectively, equal to the required contributions for each year. The full amount has been contributed for 2003 and 2002. 76 percent has been contributed for 2004.

**Note 13 - Postemployment Benefits**

***A. Ohio Public Employees Retirement System***

The Ohio Public Employees Retirement System (OPERS) provides postretirement health care coverage to age and service retirees with ten or more years of qualifying Ohio service credit with either the traditional or combined plans. Health care coverage for disability recipients and primary survivor recipients is available. Members of the member-directed plan do not qualify for postretirement health care coverage. The health care coverage provided by the retirement system is considered an Other Postemployment Benefit as described in *GASB Statement No. 12*. A portion of each employer's contribution to the traditional or combined plans is set aside for the funding of postretirement health care based on authority granted by State statute. The 2004 local government employer contribution rate was 13.55 percent of covered payroll (16.7 percent for public safety and law enforcement); 4.00 percent of covered payroll was the portion that was used to fund health care.

Benefits are advance-funded using the entry age normal actuarial cost method. Significant actuarial assumptions, based on OPERS's latest actuarial review performed as of December 31, 2003, include a rate of return on investments of 8.00 percent, an annual increase in active employee total payroll of 4.00 percent compounded annually (assuming no change in the number of active employees) and an additional increase in total payroll of between .50 percent and 6.3 percent based on additional annual pay increases. Health care premiums were assumed to increase between 1.00 to 6.00 percent annually for the next eight years and 4.00 percent annually after eight years.

All investments are carried at market. For actuarial valuation purposes, a smoothed market approach is used. Assets are adjusted to reflect 25 percent of unrealized market appreciation or depreciation on investment assets annually.



**City of Green, Ohio**  
*Notes to the Basic Financial Statements*  
*For the Year Ended December 31, 2004*

---

---

The number of active contributing participants in the traditional and combined plans was 369,885. Actual employer contributions for 2004 which were used to fund postemployment benefits were \$116,574. The actual contribution and the actuarially required contribution amounts are the same. OPERS's net assets available for payment of benefits at December 31, 2003, (the latest information available) were \$10.5 billion. The actuarially accrued liability and the unfunded actuarial accrued liability were \$26.9 billion and \$16.4 billion, respectively.

On September 9, 2004, the OPERS Retirement Board adopted a Health Care Preservation Plan (HCCP) with an effective date of January 1, 2007. The HCCP restructures OPERS' health care coverage to improve the financial solvency of the fund in response to increasing health care costs.

***B. Ohio Police and Fire Pension Fund***

The Ohio Police and Fire Pension Fund (OP&F) provides postretirement health care coverage to any person who receives or is eligible to receive a monthly service, disability or survivor benefit check or is a spouse or eligible dependent child of such person. An eligible dependent child is any child under the age of 18 whether or not the child is attending school, or under the age of 22 if attending school full-time or on a 2/3 basis.

The health care coverage provided by the retirement system is considered an Other Postemployment Benefit (OPEB) as described in *GASB Statement No. 12*. The Ohio Revised Code provides the authority allowing the Ohio Police and Fire Pension Fund's board of trustees to provide health care coverage and states that health care costs paid from the funds of OP&F shall be included in the employer's contribution rate. Health care funding and accounting is on a pay-as-you-go basis. The total firefighter employer contribution rate is 24 percent of covered payroll, of which 7.75 percent of covered payroll was applied to the postemployment health care program during 2004 and 2003. In addition, since July 1, 1992, most retirees have been required to contribute a portion of the cost of their health care coverage through a deduction from their monthly benefit payment. Beginning in 2001, all retirees and survivors have monthly health care contributions.

The City's actual contributions for 2004 that were used to fund postemployment benefits were \$175,262 for fire. The OP&F's total health care expense for the year ended December 31, 2003, (the latest information available) was \$150,853,148, which was net of member contributions of \$17,207,506. The number of OP&F participants eligible to receive health care benefits as of December 31, 2003, was 13,662 for police and 10,474 for firefighters.

**Note 14 – Other Postemployment Benefits**

***A. Compensated Absences***

Vacation leave is earned at rates which vary depending upon length of service. Current policy credits two weeks of vacation leave upon the first anniversary date. Thereafter, vacation leave is credited on January 1 of each year. Additional weeks of vacation leave are granted when the employee reaches his/her fifth, tenth, and fifteenth anniversary of employment. Vacation accumulation may not exceed one week accrual at year end. Any unused excess is eliminated from the employee's leave balance by way of a forced sale and paid to the employee. In case of death, termination, or retirement, an employee (or his estate) is paid for his unused vacation.

**City of Green, Ohio**  
*Notes to the Basic Financial Statements*  
*For the Year Ended December 31, 2004*

Sick leave is earned for all full time employees at the rate of 10.5 hours per month. At the time of retirement, fire personnel are paid 50 percent of their accumulated sick leave up to a maximum of 960 hours for 40 hour week employees and up to 1,248 hours for employees assigned to a 52 hour work week. All other City employees are paid for 33 percent of their accumulated sick leave up to the maximum accumulation of 960 hours.

***B. Life Insurance***

The City of Green provides group life insurance and accidental death and dismemberment benefit for all full-time employees at the City's expense in the amount of \$50,000.

**Note 15 - Note Payable**

The City's note activity for the year ended December 31, 2004, was as follows:

	Balance 12/31/2003	Issued	Retired	Balance 12/31/2004
Variouse Purpose Bond Anticipation Note, 2.20%	\$1,690,000	\$1,470,000	(\$1,690,000)	\$1,470,000
Community Learning Center Bond Anticipation Note, 2.00%	0	3,000,000	(3,000,000)	0
	<u>\$1,690,000</u>	<u>\$4,470,000</u>	<u>(\$4,690,000)</u>	<u>\$1,470,000</u>

All notes were backed by the full faith and credit of the City and mature within one year. The note liability is reflected in the general fund and street construction, maintenance and repair special revenue fund. The various purpose note was issued for street and storm sewer system improvements. The note was issued in anticipation of long-term bond financing and will be refinanced until such bonds are issued. The note matures in September 2005. The community learning center note was issued for the community learning center in anticipation of long-term bond financing. The note matured in December, 2004 and was paid off with proceeds from the bond. The proceeds of the various purpose bond anticipation note have been spent as of December 31, 2004.

**Note 16 - Long-Term Obligation**

The changes in long-term obligations during the year were as follows:

	Balance 12/31/2003	Issued	Retired	Balance 12/31/2004	Amounts Due In One Year
<b>Governmental Activities</b>					
<b>Long-Term Liabilities</b>					
General Obligation Bonds	\$3,055,000	\$0	(\$220,000)	\$2,835,000	\$220,000
Community Learning Center Bonds	0	25,000,000	0	25,000,000	450,000
Premium on Bonds	0	45,000	0	45,000	0
Compensated Absences	616,773	431,343	(159,623)	888,493	82,876
Total Governmental Activities	<u>\$3,671,773</u>	<u>\$25,476,343</u>	<u>(\$379,623)</u>	<u>\$28,768,493</u>	<u>\$752,876</u>

**City of Green, Ohio**  
*Notes to the Basic Financial Statements*  
*For the Year Ended December 31, 2004*

---

On October 14, 1997 the City issued \$4,375,000 of General Obligation Bonds for which \$2,355,000 was used for improving the municipal park system by acquiring real estate and interests therein for park and recreation purposes for East Liberty Park and by improving Boettler Recreational Park and Greensburg Park. The remaining \$2,020,000 was used to pay costs of constructing roadway and drainage improvements to Boettler Road, Massillon Road, and Arlington Road. The bonds were dated December 4, 1997, and mature on December 1 of each of the years 1998 through 2017. Interest payments, at rates ranging from 3.75 percent to 5.125 percent per year are payable on June 1 and December 1 of each year, until the principal amount is paid. The general obligation bonds are paid from property and income taxes from the general obligation bond retirement debt service fund and parks capital projects reserve capital projects fund.

On November 1, 2004, the City issued \$25,000,000 of Income Tax Revenue Bonds for the purpose of constructing, adding to, renovating and furnishing community learning centers (CLC) and improving sites in cooperation with the Green Local School District. The bonds are subject to optional redemption and mandatory sinking fund redemption before maturity. Interest payments, at rates ranging from 2.00 percent to 5.00 percent per year are payable on June 1 and December 1 of each year, until the principal amount is paid. The bonds are paid from income taxes and money to be received from the School District.

**Redemption Provisions**

**Optional Redemption** The income tax revenue bonds maturing on or after December 14, 2014, shall be subject to redemption, by and at the option of the City, on or after June 1, 2014, in whole or in part on any date, in the integral multiples of \$5,000, at the redemption price of 100% of principal amount to be redeemed, plus interest accrued to the redemption date.

Redemption Dates (Dates Inclusive)	Redemption Prices
June 1, 2014 and thereafter	100%

**Mandatory Sinking Fund Redemption** The bonds maturing on December 1, 2017 shall be term bonds subject to mandatory sinking redemption requirements on the following mandatory redemption date in the principal amount set forth opposite that date (with the balance of \$770,000 to be paid at stated maturity on December 1, 2017):

Year	Principal Amount
2016	\$735,000

**Mandatory Sinking Fund Redemption** The bonds maturing on December 1, 2019 shall be term bonds subject to mandatory sinking redemption requirements on the following mandatory redemption date in the principal amount set forth opposite that date (with the balance of \$845,000 to be paid at stated maturity on December 1, 2019):

Year	Principal Amount
2018	\$805,000

**City of Green, Ohio**  
*Notes to the Basic Financial Statements*  
For the Year Ended December 31, 2004

**Mandatory Sinking Fund Redemption** The bonds maturing on December 1, 2021 shall be term bonds subject to mandatory sinking redemption requirements on the following mandatory redemption date in the principal amount set forth opposite that date (with the balance of \$920,000 to be paid at stated maturity on December 1, 2021):

Year	Principal Amount
2020	\$880,000

**Mandatory Sinking Fund Redemption** The bonds maturing on December 1, 2023 shall be term bonds subject to mandatory sinking redemption requirements on the following mandatory redemption date in the principal amount set forth opposite that date (with the balance of \$1,005,000 to be paid at stated maturity on December 1, 2023):

Year	Principal Amount
2022	\$960,000

**Mandatory Sinking Fund Redemption** The bonds maturing on December 1, 2032 shall be term bonds subject to mandatory sinking redemption requirements on the following mandatory redemption date in the principal amount set forth opposite that date (with the balance of \$1,535,000 to be paid at stated maturity on December 1, 2032):

Year	Principal Amount
2029	\$1,330,000
2030	1,395,000
2031	1,465,000

The compensated absences liability will be paid out of the general fund, street construction, maintenance and repair, fire/paramedic levy, parks and recreation, zoning and planning special revenue funds.

The City's overall legal debt margin was \$60,554,620 at December 31, 2004. Principal and interest requirements to retire the outstanding debt at December 31, 2004, are as follows:

Year	General Obligation Bonds		Revenue Bonds	
	Principal	Interest	Principal	Interest
2005	\$220,000	\$138,254	\$450,000	\$1,174,360
2006	220,000	128,464	540,000	1,075,025
2007	220,000	118,454	550,000	1,064,225
2008	220,000	108,224	565,000	1,051,850
2009	220,000	97,993	575,000	1,037,725
2010-2014	1,090,000	329,682	3,195,000	4,876,775
2015-2019	645,000	66,116	3,865,000	4,206,813
2020-2024	0	0	4,815,000	2,952,275
2025-2029	0	0	6,050,000	2,026,510
2030-2032	0	0	4,395,000	446,500
Total	\$2,835,000	\$987,187	\$25,000,000	\$19,912,058

**City of Green, Ohio**  
*Notes to the Basic Financial Statements*  
*For the Year Ended December 31, 2004*

**Note 17 – Interfund Transfers**

The general fund transferred \$9,118,795 of income tax revenue to various funds for general operations.

<b>Transfer To</b>	<b>Transfer From</b>
	General
<b>Major Funds</b>	
Street Construction, Maintenance and Repair Fund	\$5,742,726
Fire/Paramedic Levy Fund	1,982,000
General Obligation Bond Retirement Fund	39,069
Total Major Funds	7,763,795
<b>Nonmajor Funds</b>	
Lighting Assessment Fund	1,000
Parks and Recreation Fund	393,000
Recycle Fund	26,500
Zoning Fund	227,500
Planning	387,000
Keep Green Beautiful Fund	30,000
Total Nonmajor Funds	1,065,000
Internal Service Self Insurance Fund	290,000
Grand Total	\$9,118,795

**Note 18 - Contractual Commitments**

The City had the following contractual commitments outstanding at December 31, 2004:

Project	Contract Amount	Amount Paid	Remaining on Contract
East Libery Park Design	\$712,322	\$619,730	\$92,592
Various Storm Water Projects	601,246	458,349	142,897
Various Road Improvement Projects	5,668,555	3,710,372	1,958,183
	\$6,982,123	\$4,788,451	\$2,193,672

**Note 19 – Community Learning Centers**

On September 20, 2004, the City entered into a cooperative agreement for the acquisition, construction, financing, operation and maintenance and use of the Community Learning Centers (the Facilities) with the Board of Education of the Green City School District (the School District). The initial term of this agreement commenced on the date of the agreement and terminates on December 31, 2032. Both parties

**City of Green, Ohio**  
*Notes to the Basic Financial Statements*  
*For the Year Ended December 31, 2004*

---

---

also entered into a Joint Use Agreement on November 7, 2003. The Joint Use Agreement shall remain in effect for 28 years commencing on the month, day and year in which the Facilities are ready for occupancy.

The School District shall be the record owner of the Facilities. The City will have an undivided interest in the Facilities during the initial term of the agreement. Upon completion of the construction and payment of the debt, the School District will be the owner of the Facilities.

On November 1, 2004, the City issued \$25,000,000 in revenue bonds which includes both the City's and School District's share of the project cost. The City is responsible for all bond payments. The City's share of the payment is \$1,000,000 per year. The School District will pay the difference between the City's contribution and the annual bond payment. The City had an additional one percent income tax approved by voters on November 4, 2003 to pay for City's part of the Facilities.

The School District will continue to levy its 4.8 mills for the purpose of permanent improvements and to contribute and transfer an amount equal to the difference between debt charges due on the City securities in that calendar year and \$1,000,000 from that levy each year from 2005 through 2032 or until the securities are fully paid.

The proceeds from the revenues bonds were given to the School District and the City's portion is shown as Cash with School District. The City has also recorded an intergovernmental receivable for the portion of the money to be paid by the School District. No construction has begun on the Facilities.

**Note 20 – Subsequent Events**

The City issued a \$400,000 four percent note on July 20, 2005, in anticipation of the issuance of bonds for the purpose of improving Arlington Road by widening, resurfacing, paving, draining and curbing, providing turn lanes and street and traffic control signs and signalization, and constructing storm sewers and storm water facilities. The note matures July 19, 2006.

The City issued a \$250,000 four percent note on July 20, 2005, in anticipation of the issuance of bonds for the purpose of construction sanitary sewers. The note matures July 19, 2006.

The City issued a \$160,000 four percent note on July 20, 2005, in anticipation of the issuance of bonds for the purpose of improving Massillon Road by acquiring and installing traffic control signalization facilities. The note matures July 19, 2006.

The City issued a \$2,000,000 four percent note on July 20, 2005, in anticipation of the issuance of bonds for the purpose of construction of a sports complex including grading, landscaping and carrying out other site improvements, constructing multi-use fields and related facilities, off-street parking, concession and restroom facilities, a storage garage, sidewalks and walkways, and water and sanitary and storm sewer service facilities and service connections and drainage facilities. The note matures July 19, 2006.

The City issued a \$2,750,000 four percent note on July 20, 2005, in anticipation of the issuance of bonds for the purpose of acquiring a trunk sanitary sewer and submersible sewage pumping station from the Summit County Port Authority. The note matures July 19, 2006.

**Combining Statements and  
Individual Fund Schedules**

## Fund Descriptions – Nonmajor Governmental Funds

### *Nonmajor Special Revenue Funds*

To account for the proceeds of specific revenue sources (other than amounts relating to major capital projects) that are legally restricted to expenditures for specific purposes.

***State Highway Fund*** - Required by the Ohio Revised Code to account for State gasoline tax and motor vehicle registration fees designated for maintenance of State highways within the City.

***Permissive Tax Fund*** - To account for the City's share of the motor vehicle license tax levied by the City.

***Lighting Assessment Fund*** – To account for the collection of special assessments used for street lighting in the City.

***Ambulance Revenue Fund*** – To account for revenue received from ambulance transportation services and is used for the purchase of ambulances and related equipment.

***Parks and Recreation Fund*** – To account for revenue received from program and user fees and donations which are used to support recreational programs in the City.

***Recycle Fund*** – To account for the cost of special recycling projects for City residents.

***Grant Project Fund*** – To account for monies received and expended for various grants.

***Cemetery Fund*** - To account for monies received for cemetery services and the sale of cemetery lots which are used for the operation of the cemetery.

***Green Community Telecommunications Fund*** – To account for cable television franchise fees used to develop the telecommunications program of the Green Local Schools and to promote and produce informational programs beneficial to the Green community.

***Zoning Fund*** – To account for zoning permit fees and variance applications fees.

***Planning Fund*** – To account for revenue received from building permit fees and fees charged to review development plans.

***Keep Green Beautiful Fund*** – To account for donations used for the seasonal floral beautification of the City.

(continued)



**Fund Descriptions – Nonmajor Governmental Funds (continued)**

***Nonmajor Capital Projects Funds***

To account for financial resources to be used for the construction or acquisition of major capital facilities other than those financed by proprietary funds.

***Capital Projects Reserve Fund*** - To account for monies designated for the purpose of capital projects.

***Parks Capital Projects Reserve Fund*** - To account for monies designated for the purpose of improving existing park and recreation facilities.

**City of Green, Ohio**  
*Combining Balance Sheet*  
*Nonmajor Governmental Funds*  
*December 31, 2004*

	Nonmajor Special Revenue Funds	Nonmajor Capital Projects Funds	Total Nonmajor Governmental Funds
<b>Assets</b>			
Equity in Pooled Cash and Cash Equivalents	\$1,885,194	\$672,563	\$2,557,757
Accounts Receivable	62,358	0	62,358
Intergovernmental Receivable	106,812	0	106,812
Prepaid Items	0	250,000	250,000
Income Tax Receivable	0	369,562	369,562
Special Assessments Receivable	12,942	0	12,942
<i>Total Assets</i>	<u>\$2,067,306</u>	<u>\$1,292,125</u>	<u>\$3,359,431</u>
<b>Liabilities and Fund Balances</b>			
<b>Liabilities</b>			
Accounts Payable	\$52,286	\$38,576	\$90,862
Accrued Wages	24,335	0	24,335
Intergovernmental Payable	16,881	0	16,881
Deferred Revenue	73,732	174,215	247,947
<i>Total Liabilities</i>	<u>167,234</u>	<u>212,791</u>	<u>380,025</u>
<b>Fund Balances</b>			
Reserved for Encumbrances	322,686	131,819	454,505
Unreserved, Undesignated, Reported in:			
Special Revenue Funds	1,577,386	0	1,577,386
Capital Projects Funds	0	947,515	947,515
<i>Total Fund Balances</i>	<u>1,900,072</u>	<u>1,079,334</u>	<u>2,979,406</u>
<i>Total Liabilities and Fund Balances</i>	<u>\$2,067,306</u>	<u>\$1,292,125</u>	<u>\$3,359,431</u>

**City of Green, Ohio**  
*Combining Statement of Revenues, Expenditures and Changes in Fund Balances*  
*Nonmajor Governmental Funds*  
*For the Year Ended December 31, 2004*

	Nonmajor Special Revenue Funds	Nonmajor Capital Projects Funds	Total Nonmajor Governmental Funds
<b>Revenues</b>			
Income Taxes	\$0	\$1,332,277	\$1,332,277
Special Assessments	11,216	0	11,216
Intergovernmental	557,650	0	557,650
Interest	6,077	0	6,077
Licenses and Permits	276,353	0	276,353
Rentals	8,505	0	8,505
Charges for Services	281,998	0	281,998
Contributions and Donations	1,750	0	1,750
Other	9,498	0	9,498
<i>Total Revenues</i>	<u>1,153,047</u>	<u>1,332,277</u>	<u>2,485,324</u>
<b>Expenditures</b>			
Current:			
General Government	41,004	0	41,004
Security of Persons and Property	67,654	0	67,654
Transportation	890,615	0	890,615
Public Health and Welfare	11,826	0	11,826
Leisure Time Activities	605,095	0	605,095
Community Environment	826,933	0	826,933
Capital Outlay	0	813,072	813,072
Debt Service:			
Principal Retirement	0	120,000	120,000
Interest and Fiscal Charges	0	80,108	80,108
<i>Total Expenditures</i>	<u>2,443,127</u>	<u>1,013,180</u>	<u>3,456,307</u>
<i>Excess of Revenues Over (Under) Expenditures</i>	(1,290,080)	319,097	(970,983)
<b>Other Financing Sources</b>			
Transfers In	1,065,000	0	1,065,000
<i>Net Change in Fund Balances</i>	(225,080)	319,097	94,017
<i>Fund Balances Beginning of Year</i>	<u>2,125,152</u>	<u>760,237</u>	<u>2,885,389</u>
<i>Fund Balances End of Year</i>	<u><u>\$1,900,072</u></u>	<u><u>\$1,079,334</u></u>	<u><u>\$2,979,406</u></u>

**City of Green, Ohio**  
*Combining Balance Sheet*  
*Nonmajor Special Revenue Funds*  
*December 31, 2004*

	State Highway	Permissive Tax	Lighting Assessment	Ambulance Revenue	Parks and Recreation	Recycle
<b>Assets</b>						
Equity in Pooled Cash and Cash Equivalents	\$39,293	\$535,060	\$8,894	\$256,002	\$80,825	\$28,452
Accounts Receivable	0	0	0	44,370	0	136
Intergovernmental Receivable	39,632	4,355	0	0	0	0
Special Assessments Receivable	0	0	12,368	0	0	0
<i>Total Assets</i>	<u>\$78,925</u>	<u>\$539,415</u>	<u>\$21,262</u>	<u>\$300,372</u>	<u>\$80,825</u>	<u>\$28,588</u>
<b>Liabilities and Fund Balances</b>						
<b>Liabilities</b>						
Accounts Payable	\$0	\$16,330	\$188	\$4,827	\$8,449	\$3,350
Accrued Wages	0	0	0	0	10,564	0
Intergovernmental Payable	0	0	0	0	7,701	0
Deferred Revenue	33,584	0	12,368	27,206	0	0
<i>Total Liabilities</i>	<u>33,584</u>	<u>16,330</u>	<u>12,556</u>	<u>32,033</u>	<u>26,714</u>	<u>3,350</u>
<b>Fund Balances</b>						
Reserved for Encumbrances	0	66,824	0	165,100	12,884	228
Unreserved, Undesignated	45,341	456,261	8,706	103,239	41,227	25,010
<i>Total Fund Balances</i>	<u>45,341</u>	<u>523,085</u>	<u>8,706</u>	<u>268,339</u>	<u>54,111</u>	<u>25,238</u>
<i>Total Liabilities and Fund Balances</i>	<u>\$78,925</u>	<u>\$539,415</u>	<u>\$21,262</u>	<u>\$300,372</u>	<u>\$80,825</u>	<u>\$28,588</u>

Grant Project	Cemetery	Green Community Telecommunications	Zoning	Planning	Keep Green Beautiful	Total Nonmajor Special Revenue Funds
\$832	\$224,874	\$85,181	\$178,463	\$419,353	\$27,965	\$1,885,194
0	0	9,657	0	8,195	0	62,358
0	0	0	0	62,825	0	106,812
0	0	0	574	0	0	12,942
<u>\$832</u>	<u>\$224,874</u>	<u>\$94,838</u>	<u>\$179,037</u>	<u>\$490,373</u>	<u>\$27,965</u>	<u>\$2,067,306</u>
\$0	\$0	\$0	\$1,610	\$17,532	\$0	\$52,286
0	0	0	5,124	8,647	0	24,335
0	192	0	3,223	5,457	308	16,881
0	0	0	574	0	0	73,732
0	192	0	10,531	31,636	308	167,234
0	154	2,325	1,341	73,480	350	322,686
832	224,528	92,513	167,165	385,257	27,307	1,577,386
832	224,682	94,838	168,506	458,737	27,657	1,900,072
<u>\$832</u>	<u>\$224,874</u>	<u>\$94,838</u>	<u>\$179,037</u>	<u>\$490,373</u>	<u>\$27,965</u>	<u>\$2,067,306</u>

**City of Green, Ohio**  
*Combining Statement of Revenues, Expenditures and Changes in Fund Balances*  
*Nonmajor Special Revenue Funds*  
*For the Year Ended December 31, 2004*

	State Highway	Permissive Tax	Lighting Assessment	Ambulance Revenue	Parks and Recreation
<b>Revenues</b>					
Special Assessments	\$0	\$0	\$8,816	\$0	\$0
Intergovernmental	79,079	0	0	0	0
Interest	507	5,570	0	0	0
Licenses and Permits	0	0	0	0	0
Rentals	0	0	0	0	8,505
Charges for Services	0	67,568	0	115,377	24,828
Contributions and Donations	0	0	0	0	0
Other	0	0	0	0	6,239
<i>Total Revenues</i>	<u>79,586</u>	<u>73,138</u>	<u>8,816</u>	<u>115,377</u>	<u>39,572</u>
<b>Expenditures</b>					
Current:					
General Government	0	0	0	7,850	0
Security of Persons and Property	0	0	9,589	58,065	0
Transportation	80,000	410,219	0	0	0
Public Health and Welfare	0	0	0	0	0
Leisure Time Activities	0	0	0	0	605,095
Community Environment	0	0	0	0	0
<i>Total Expenditures</i>	<u>80,000</u>	<u>410,219</u>	<u>9,589</u>	<u>65,915</u>	<u>605,095</u>
<i>Excess of Revenues Over (Under) Expenditures</i>	(414)	(337,081)	(773)	49,462	(565,523)
<b>Other Financing Sources</b>					
Transfers In	0	0	1,000	0	393,000
<i>Net Change in Fund Balances</i>	(414)	(337,081)	227	49,462	(172,523)
<i>Fund Balances Beginning of Year</i>	<u>45,755</u>	<u>860,166</u>	<u>8,479</u>	<u>218,877</u>	<u>226,634</u>
<i>Fund Balances End of Year</i>	<u>\$45,341</u>	<u>\$523,085</u>	<u>\$8,706</u>	<u>\$268,339</u>	<u>\$54,111</u>

Recycle	Grant Project	Cemetery	Green Community Telecommunications	Zoning	Planning	Keep Green Beautiful	Total Nonmajor Special Revenue Funds
\$0	\$0	\$0	\$0	\$2,400	\$0	\$0	\$11,216
0	415,746	0	0	0	62,825	0	557,650
0	0	0	0	0	0	0	6,077
0	0	0	37,538	47,211	191,604	0	276,353
0	0	0	0	0	0	0	8,505
0	0	74,225	0	0	0	0	281,998
0	0	0	0	0	0	1,750	1,750
3,223	0	0	0	0	36	0	9,498
3,223	415,746	74,225	37,538	49,611	254,465	1,750	1,153,047
0	0	0	33,154	0	0	0	41,004
0	0	0	0	0	0	0	67,654
0	400,396	0	0	0	0	0	890,615
0	0	11,826	0	0	0	0	11,826
0	0	0	0	0	0	0	605,095
20,225	61,635	0	0	187,535	539,135	18,403	826,933
20,225	462,031	11,826	33,154	187,535	539,135	18,403	2,443,127
(17,002)	(46,285)	62,399	4,384	(137,924)	(284,670)	(16,653)	(1,290,080)
26,500	0	0	0	227,500	387,000	30,000	1,065,000
9,498	(46,285)	62,399	4,384	89,576	102,330	13,347	(225,080)
15,740	47,117	162,283	90,454	78,930	356,407	14,310	2,125,152
\$25,238	\$832	\$224,682	\$94,838	\$168,506	\$458,737	\$27,657	\$1,900,072

**City of Green, Ohio**  
*Combining Balance Sheet*  
*Nonmajor Capital Projects Funds*  
*December 31, 2004*

	Capital Projects Reserve	Parks Capital Projects Reserve	Total Nonmajor Capital Projects Funds
<b>Assets</b>			
Equity in Pooled Cash and Cash Equivalents	\$7,309	\$665,254	\$672,563
Prepaid Items	0	250,000	250,000
Income Tax Receivable	0	369,562	369,562
<i>Total Assets</i>	<u>\$7,309</u>	<u>\$1,284,816</u>	<u>\$1,292,125</u>
<b>Liabilities and Fund Balances</b>			
<b>Liabilities</b>			
Accounts Payable	\$0	\$38,576	\$38,576
Deferred Revenue	0	174,215	174,215
<i>Total Liabilities</i>	<u>0</u>	<u>\$212,791</u>	<u>\$212,791</u>
<b>Fund Balances</b>			
Reserved for Encumbrances	0	131,819	131,819
Unreserved, Undesignated	7,309	940,206	947,515
<i>Total Fund Balances</i>	<u>7,309</u>	<u>1,072,025</u>	<u>1,079,334</u>
<i>Total Liabilities and Fund Balances</i>	<u>\$7,309</u>	<u>\$1,284,816</u>	<u>\$1,292,125</u>



**City of Green, Ohio**  
*Combining Statement of Revenues, Expenditures and Changes in Fund Balances*  
*Nonmajor Capital Projects Funds*  
*For the Year Ended December 31, 2004*

	Capital Projects Reserve	Parks Capital Projects Reserve	Total Nonmajor Capital Projects Funds
<b>Revenues</b>			
Income Taxes	\$0	\$1,332,277	\$1,332,277
<b>Expenditures</b>			
Capital Outlay	0	813,072	813,072
Debt Service:			
Principal Retirement	0	120,000	120,000
Interest and Fiscal Charges	0	80,108	80,108
<i>Total Expenditures</i>	0	1,013,180	1,013,180
<i>Net Change in Fund Balances</i>	0	319,097	319,097
<i>Fund Balances Beginning of Year</i>	7,309	752,928	760,237
<i>Fund Balances End of Year</i>	<u>\$7,309</u>	<u>\$1,072,025</u>	<u>\$1,079,334</u>

## **Fund Description – Fiduciary Fund**

### ***Fiduciary Fund***

Fiduciary fund reporting focuses on net assets and changes in net assets. The fiduciary fund category is split into four classifications: pension trust funds, investment trust funds, private purpose trust funds and agency funds. Trust funds are used to account for assets held by the City under a trust agreement for individuals, private organizations, or other governments and are therefore not available to support the City's own programs. The City has no trust funds. Agency funds are purely custodial (assets equal liabilities) and thus do not involve measurement of results of operations.

### ***Agency Fund***

***Deposits Fund*** - This fund accounts for miscellaneous deposits held by the City.

**City of Green, Ohio**  
*Statement of Changes in Assets and Liabilities*  
*Agency Fund*  
*For the Year Ended December 31, 2004*

---



---

	Beginning Balance 1/1/04	Additions	Deductions	Ending Balance 12/31/04
<b>Deposits</b>				
<b>Assets</b>				
Equity in Pooled Cash and Cash Equivalents	\$13,448	\$111,889	\$5,000	\$120,337
<b>Liabilities</b>				
Deposits Held and Due to Others	\$13,448	\$111,889	\$5,000	\$120,337

**Individual Fund Schedules of Revenues, Expenditures/Expenses and  
Changes in Fund Balances/Fund Equity - Budget (Non-GAAP Basis) and Actual**

**City of Green, Ohio**  
*Schedule of Revenues, Expenditures and Changes*  
*In Fund Balance - Budget (Non-GAAP Basis) and Actual*  
*General Fund*  
*For the Year Ended December 31, 2004*

	Budgeted Amounts		Actual	Variance with Final Budget Positive (Negative)
	Original	Final		
<b>Revenues</b>				
Property and Other Taxes	\$1,183,882	\$1,196,577	\$1,209,335	\$12,758
Income Taxes	7,475,244	11,722,000	11,981,481	259,481
Intergovernmental	941,714	1,251,319	1,269,975	18,656
Interest	207,355	132,000	185,385	53,385
Licenses and Permits	152,925	137,882	136,722	(1,160)
Fines and Forfeitures	78,302	70,000	70,006	6
Rentals	21,106	20,040	18,870	(1,170)
Charges for Services	21,263	15,360	19,010	3,650
Other	26,821	53,000	23,979	(29,021)
<i>Total Revenues</i>	10,108,612	14,598,178	14,914,763	316,585
<b>Expenditures</b>				
Current:				
General Government:				
City Council	151,980	141,981	133,318	8,663
Mayor's Office	250,111	288,021	268,191	19,830
Finance Department	483,954	528,710	524,133	4,577
Law Department	326,050	338,406	294,365	44,041
Service Department	156,976	171,740	164,049	7,691
Civil Service	43,917	43,554	31,319	12,235
Human Resources	193,446	228,410	197,468	30,942
Other	46,767	1,539	1,539	0
Computer Network Services	38,014	36,914	30,957	5,957
Historical Preservation Commission	39,653	39,653	22,881	16,772
Engineering	747,626	664,756	511,542	153,214
Lands and Buildings	105,321	105,663	95,039	10,624
Administration Building	137,081	95,254	75,142	20,112
Parks Maintenance Garage	115,143	18,812	16,261	2,551
Administration Building/Highway Building	103,001	99,337	98,096	1,241
Fire Station #2	18,600	18,600	16,414	2,186
Parks Headquarters Building	22,186	21,614	17,189	4,425
Radio Building	10,000	10,000	8,966	1,034
Income Tax	540,340	558,156	473,350	84,806
<i>Total General Government</i>	3,530,166	3,411,120	2,980,219	430,901
Security of Persons and Property:				
Police	938,000	933,000	922,791	10,209
Public Health and Welfare:				
Other	200,264	200,264	200,264	0
<i>Total Expenditures</i>	4,668,430	4,544,384	4,103,274	441,110
<i>Excess of Revenues Over Expenditures</i>	\$5,440,182	\$10,053,794	\$10,811,489	\$757,695

(continued)

**City of Green, Ohio**  
*Schedule of Revenues, Expenditures and Changes*  
*In Fund Balance - Budget (Non-GAAP Basis) and Actual*  
*General Fund (continued)*  
*For the Year Ended December 31, 2004*

	Budgeted Amounts		Actual	Variance with Final Budget Positive (Negative)
	Original	Final		
<b>Other Financing Sources (Uses)</b>				
Sale of Capital Assets	\$0	\$0	\$605	\$605
Transfers Out	(9,236,000)	(9,241,000)	(9,241,000)	0
<i>Total Other Financing Sources (Uses)</i>	<u>(9,236,000)</u>	<u>(9,241,000)</u>	<u>(9,240,395)</u>	<u>605</u>
<i>Net Change in Fund Balance</i>	(3,795,818)	812,794	1,571,094	758,300
<i>Fund Balance Beginning of Year</i>	3,202,136	3,202,136	3,202,136	0
Prior Year Encumbrances Appropriated	<u>279,545</u>	<u>279,545</u>	<u>279,545</u>	<u>0</u>
<i>Fund Balance (Deficit) End of Year</i>	<u>(\$314,137)</u>	<u>\$4,294,475</u>	<u>\$5,052,775</u>	<u>\$758,300</u>

**City of Green, Ohio**  
*Schedule of Revenues, Expenditures and Changes*  
*In Fund Balance - Budget (Non-GAAP Basis) and Actual*  
*Street Construction, Maintenance and Repair Fund*  
*For the Year Ended December 31, 2004*

	Budgeted Amounts			Variance with Final Budget Positive (Negative)
	Original	Final	Actual	
<b>Revenues</b>				
Intergovernmental	\$0	\$753,500	\$998,916	\$245,416
Licenses and Permits	0	43,000	26,731	(16,269)
Other	0	2,500	210,628	208,128
<i>Total Revenues</i>	<u>0</u>	<u>799,000</u>	<u>1,236,275</u>	<u>437,275</u>
<b>Expenditures</b>				
Current:				
Transportation:				
Street Construction	6,272,601	6,178,696	5,840,936	337,760
Street Cleaning/Snow/Ice	124,694	160,244	160,244	0
Traffic Signs and Signals	40,491	37,758	32,389	5,369
Storm Sewers and Drains	1,629,167	1,354,088	1,156,079	198,009
<i>Total Expenditures</i>	<u>8,066,953</u>	<u>7,730,786</u>	<u>7,189,648</u>	<u>541,138</u>
<i>Excess of Revenues Under Expenditures</i>	(8,066,953)	(6,931,786)	(5,953,373)	978,413
<b>Other Financing Sources</b>				
Transfers In	4,311,475	5,621,000	5,621,000	0
<i>Net Change in Fund Balance</i>	(3,755,478)	(1,310,786)	(332,373)	978,413
<i>Fund Balance Beginning of Year</i>	2,468,402	2,468,402	2,468,402	0
Prior Year Encumbrances Appropriated	1,483,723	1,483,723	1,483,723	0
<i>Fund Balance End of Year</i>	<u>\$196,647</u>	<u>\$2,641,339</u>	<u>\$3,619,752</u>	<u>\$978,413</u>

**City of Green, Ohio**  
*Schedule of Revenues, Expenditures and Changes*  
*In Fund Balance - Budget (Non-GAAP Basis) and Actual*  
*Fire/Paramedic Levy Fund*  
*For the Year Ended December 31, 2004*

	<u>Budgeted Amounts</u>			Variance with Final Budget Positive (Negative)
	<u>Original</u>	<u>Final</u>	<u>Actual</u>	
<b>Revenues</b>				
Property and Other Taxes	\$2,241,399	\$2,270,120	\$2,295,468	\$25,348
Intergovernmental	282,839	290,505	301,181	10,676
Charges for Services	8,549	10,700	20,430	9,730
Contributions and Donations	0	1,000	0	(1,000)
Other	268,346	1,000	196	(804)
<i>Total Revenues</i>	<u>2,801,133</u>	<u>2,573,325</u>	<u>2,617,275</u>	<u>43,950</u>
<b>Expenditures</b>				
Current:				
Security of Persons and Property:				
Fire/Paramedic Services	4,046,393	4,670,630	4,535,373	135,257
Station #2	13,555	15,471	12,200	3,271
<i>Total Expenditures</i>	<u>4,059,948</u>	<u>4,686,101</u>	<u>4,547,573</u>	<u>138,528</u>
<i>Excess of Revenues Under Expenditures</i>	(1,258,815)	(2,112,776)	(1,930,298)	182,478
<b>Other Financing Sources</b>				
Transfers In	1,500,000	1,982,000	1,982,000	0
<i>Net Change in Fund Balance</i>	241,185	(130,776)	51,702	182,478
<i>Fund Balance Beginning of Year</i>	2,090,615	2,090,615	2,090,615	0
Prior Year Encumbrances Appropriated	152,515	152,515	152,515	0
<i>Fund Balance End of Year</i>	<u>\$2,484,315</u>	<u>\$2,112,354</u>	<u>\$2,294,832</u>	<u>\$182,478</u>



**City of Green, Ohio**  
*Schedule of Revenues, Expenditures and Changes*  
*In Fund Balance - Budget (Non-GAAP Basis) and Actual*  
*General Obligation Bond Retirement Fund*  
*For the Year Ended December 31, 2004*

	Original	Final Budget	Actual	Variance with Final Budget Positive Negative
<b>Revenues</b>				
Property Taxes	\$101,782	\$102,874	\$103,970	\$1,096
Intergovernmental	12,940	11,848	12,329	481
Other	1,690,000	0	1,092	1,092
<i>Total Revenues</i>	<u>1,804,722</u>	<u>114,722</u>	<u>117,391</u>	<u>2,669</u>
<b>Expenditures</b>				
Current:				
General Government:				
City Council	1,730	1,730	1,572	158
Intergovernmental	0	25,000,000	25,000,000	0
Debt Service:				
Principal Retirement	1,910,000	4,790,000	4,790,000	0
Interest and Fiscal Charges	181,734	146,626	136,757	9,869
Debt Issuance Costs	5,000	5,000	3,590	1,410
Total Debt Service	<u>2,096,734</u>	<u>4,941,626</u>	<u>4,930,347</u>	<u>11,279</u>
<i>Total Expenditures</i>	<u>2,098,464</u>	<u>29,943,356</u>	<u>29,931,919</u>	<u>11,437</u>
<i>Excess of Revenues</i> <i>Under Expenditures</i>	<u>(293,742)</u>	<u>(29,828,634)</u>	<u>(29,814,528)</u>	<u>14,106</u>
<b>Other Financing Sources</b>				
Premium on Bonds	0	45,000	45,000	0
Premium on Notes	0	508	508	0
Bonds Issued	0	25,000,000	25,000,000	0
Notes Issued	0	4,589,373	4,470,000	(119,373)
Transfers In	310,109	283,000	283,000	0
Total Other Financing Sources	<u>310,109</u>	<u>29,917,881</u>	<u>29,798,508</u>	<u>(119,373)</u>
<i>Net Change in Fund Balance</i>	16,367	89,247	(16,020)	(105,267)
<i>Fund Balance Beginning of Year</i>	<u>133,478</u>	<u>133,478</u>	<u>133,478</u>	<u>0</u>
<i>Fund Balance End of Year</i>	<u>\$149,845</u>	<u>\$222,725</u>	<u>\$117,458</u>	<u>(\$105,267)</u>

**City of Green, Ohio**  
*Schedule of Revenues, Expenditures and Changes*  
*In Fund Balance - Budget (Non-GAAP Basis) and Actual*  
*State Highway Fund*  
*For the Year Ended December 31, 2004*

	Final Budget	Actual	Variance with Final Budget Positive (Negative)
<b>Revenues</b>			
Intergovernmental	\$58,800	\$75,671	\$16,871
Interest	0	507	507
<i>Total Revenues</i>	<u>58,800</u>	<u>76,178</u>	<u>17,378</u>
<b>Expenditures</b>			
Current:			
Transportation:			
Street Maintenance	64,000	60,000	4,000
Street Cleaning/Snow/Ice	20,000	20,000	0
<i>Total Expenditures</i>	<u>84,000</u>	<u>80,000</u>	<u>4,000</u>
<i>Net Change in Fund Balance</i>	(25,200)	(3,822)	21,378
<i>Fund Balance Beginning of Year</i>	<u>43,115</u>	<u>43,115</u>	<u>0</u>
<i>Fund Balance End of Year</i>	<u><u>\$17,915</u></u>	<u><u>\$39,293</u></u>	<u><u>\$21,378</u></u>

**City of Green, Ohio**  
*Schedule of Revenues, Expenditures and Changes*  
*In Fund Balance - Budget (Non-GAAP Basis) and Actual*  
*Permissive Tax Fund*  
*For the Year Ended December 31, 2004*

	Final Budget	Actual	Variance with Final Budget Positive (Negative)
<b>Revenues</b>			
Charges for Services	\$217,000	\$67,161	(\$149,839)
Interest	0	5,570	5,570
<i>Total Revenues</i>	<u>217,000</u>	<u>72,731</u>	<u>(144,269)</u>
<b>Expenditures</b>			
Current:			
Transportation:			
South Main Widening Phase II	500,000	304,802	195,198
Town Park Boulevard/Massillon Road	219,727	219,727	0
<i>Total Expenditures</i>	<u>719,727</u>	<u>524,529</u>	<u>195,198</u>
<i>Net Change in Fund Balance</i>	(502,727)	(451,798)	50,929
<i>Fund Balance Beginning of Year</i>	183,976	183,976	0
Prior Year Encumbrances Appropriated	<u>719,728</u>	<u>719,728</u>	<u>0</u>
<i>Fund Balance End of Year</i>	<u><u>\$400,977</u></u>	<u><u>\$451,906</u></u>	<u><u>\$50,929</u></u>

**City of Green, Ohio**  
*Schedule of Revenues, Expenditures and Changes*  
*In Fund Balance - Budget (Non-GAAP Basis) and Actual*  
*Lighting Assessment Fund*  
*For the Year Ended December 31, 2004*

	Final Budget	Actual	Variance with Final Budget Positive (Negative)
<b>Revenues</b>			
Special Assessments	\$8,816	\$8,816	\$0
<b>Expenditures</b>			
Current:			
Security of Persons and Property:			
Street Lighting	12,000	9,629	2,371
<i>Excess of Revenues Under Expenditures</i>	(3,184)	(813)	2,371
<b>Other Financing Sources</b>			
Transfers In	1,000	1,000	0
<i>Net Change in Fund Balance</i>	(2,184)	187	2,371
<i>Fund Balance Beginning of Year</i>	8,707	8,707	0
<i>Fund Balance End of Year</i>	<u>\$6,523</u>	<u>\$8,894</u>	<u>\$2,371</u>

**City of Green, Ohio**  
*Schedule of Revenues, Expenditures and Changes*  
*In Fund Balance - Budget (Non-GAAP Basis) and Actual*  
*Ambulance Revenue Fund*  
*For the Year Ended December 31, 2004*

	Final Budget	Actual	Variance with Final Budget Positive (Negative)
<b>Revenues</b>			
Charges for Services	\$100,000	\$111,456	\$11,456
<b>Expenditures</b>			
Current:			
General Government:			
Other	4,000	3,718	282
Security of Persons and Property:			
Ambulance Transportation Service	248,360	227,780	20,580
<i>Total Expenditures</i>	252,360	231,498	20,862
<i>Net Change in Fund Balance</i>	(152,360)	(120,042)	32,318
<i>Fund Balance Beginning of Year</i>	194,749	194,749	0
Prior Year Encumbrances Appropriated	11,580	11,580	0
<i>Fund Balance End of Year</i>	\$53,969	\$86,287	\$32,318

**City of Green, Ohio**  
*Schedule of Revenues, Expenditures and Changes*  
*In Fund Balance - Budget (Non-GAAP Basis) and Actual*  
*Parks and Recreation Fund*  
*For the Year Ended December 31, 2004*

	Final Budget	Actual	Variance with Final Budget Positive (Negative)
<b>Revenues</b>			
Charges for Services	\$25,500	\$25,089	(\$411)
Rentals	8,000	8,505	505
Contributions and Donations	1,000	0	(1,000)
Other	7,000	6,239	(761)
<i>Total Revenues</i>	<u>41,500</u>	<u>39,833</u>	<u>(1,667)</u>
<b>Expenditures</b>			
Current:			
Leisure Time:			
Parks and Recreation	623,484	562,382	61,102
Portage Lakes Advisory Council	150	0	150
John Torok Senior/Community Center	39,433	24,413	15,020
Boettler Park Property	23,289	22,339	950
Greensburg Park Property	19,700	15,511	4,189
<i>Total Expenditures</i>	<u>706,056</u>	<u>624,645</u>	<u>81,411</u>
<i>Excess of Revenues Under Expenditures</i>	(664,556)	(584,812)	79,744
<b>Other Financing Sources</b>			
Transfers In	393,000	393,000	0
<i>Net Change in Fund Balance</i>	(271,556)	(191,812)	79,744
<i>Fund Balance Beginning of Year</i>	227,023	227,023	0
Prior Year Encumbrances Appropriated	25,924	25,924	0
<i>Fund Balance (Deficit) End of Year</i>	<u><u>(\$18,609)</u></u>	<u><u>\$61,135</u></u>	<u><u>\$79,744</u></u>

**City of Green, Ohio**  
*Schedule of Revenues, Expenditures and Changes*  
*In Fund Balance - Budget (Non-GAAP Basis) and Actual*  
*Recycle Fund*  
*For the Year Ended December 31, 2004*

	Final Budget	Actual	Variance with Final Budget Positive (Negative)
<b>Revenues</b>			
Other	\$3,000	\$3,087	\$87
<b>Expenditures</b>			
Current:			
Community Environment:			
Refuse Collection and Disposal	23,500	20,897	2,603
<i>Excess of Revenues Under Expenditures</i>	(20,500)	(17,810)	2,690
<b>Other Financing Sources</b>			
Transfers In	26,500	26,500	0
<i>Net Change in Fund Balance</i>	6,000	8,690	2,690
<i>Fund Balance Beginning of Year</i>	14,117	14,117	0
Prior Year Encumbrances Appropriated	2,067	2,067	0
<i>Fund Balance End of Year</i>	<u>\$22,184</u>	<u>\$24,874</u>	<u>\$2,690</u>

**City of Green, Ohio**  
*Schedule of Revenues, Expenditures and Changes*  
*In Fund Balance - Budget (Non-GAAP Basis) and Actual*  
*Grant Project Fund*  
*For the Year Ended December 31, 2004*

	Final Budget	Actual	Variance with Final Budget Positive (Negative)
<b>Revenues</b>			
Intergovernmental	\$462,863	\$462,863	\$0
<b>Expenditures</b>			
Current:			
Transportation:			
Street Construction	400,396	400,396	0
Community Environment:			
Engineering	61,635	61,635	0
<i>Total Expenditures</i>	462,031	462,031	0
<i>Net Change in Fund Balance</i>	832	832	0
<i>Fund Balance Beginning of Year</i>	0	0	0
<i>Fund Balance End of Year</i>	\$832	\$832	\$0



**City of Green, Ohio**  
*Schedule of Revenues, Expenditures and Changes*  
*In Fund Balance - Budget (Non-GAAP Basis) and Actual*  
*Cemetery Fund*  
*For the Year Ended December 31, 2004*

	Final Budget	Actual	Variance with Final Budget Positive (Negative)
<b>Revenues</b>			
Charges for Services	\$65,500	\$74,225	\$8,725
<b>Expenditures</b>			
Current:			
Public Health and Welfare:			
Cemetery	23,279	12,029	11,250
<i>Net Change in Fund Balance</i>	42,221	62,196	19,975
<i>Fund Balance Beginning of Year</i>	161,528	161,528	0
Prior Year Encumbrances Appropriated	996	996	0
<i>Fund Balance End of Year</i>	\$204,745	\$224,720	\$19,975

**City of Green, Ohio**  
*Schedule of Revenues, Expenditures and Changes*  
*In Fund Balance - Budget (Non-GAAP Basis) and Actual*  
*Green Community Telecommunications Fund*  
*For the Year Ended December 31, 2004*

	Final Budget	Actual	Variance with Final Budget Positive (Negative)
<b>Revenues</b>			
Licenses and Permits	\$31,000	\$36,738	\$5,738
<b>Expenditures</b>			
Current:			
General Government:			
Auxilliary Services	38,500	35,479	3,021
<i>Net Change in Fund Balance</i>	(7,500)	1,259	8,759
<i>Fund Balance Beginning of Year</i>	81,597	81,597	0
<i>Fund Balance End of Year</i>	\$74,097	\$82,856	\$8,759

**City of Green, Ohio**  
*Schedule of Revenues, Expenditures and Changes*  
*In Fund Balance - Budget (Non-GAAP Basis) and Actual*  
*Zoning Fund*  
*For the Year Ended December 31, 2004*

	Final Budget	Actual	Variance with Final Budget Positive (Negative)
<b>Revenues</b>			
Licenses and Permits	\$37,700	\$49,611	\$11,911
<b>Expenditures</b>			
Current:			
Community Environment:			
Zoning Department	199,272	182,893	16,379
Zoning Board of Appeals	5,200	4,895	305
<i>Total Expenditures</i>	204,472	187,788	16,684
<i>Excess of Revenues Under Expenditures</i>	(166,772)	(138,177)	28,595
<b>Other Financing Sources</b>			
Transfers In	227,500	227,500	0
<i>Net Change in Fund Balance</i>	60,728	89,323	28,595
<i>Fund Balance Beginning of Year</i>	85,887	85,887	0
Prior Year Encumbrances Appropriated	1,538	1,538	0
<i>Fund Balance End of Year</i>	\$148,153	\$176,748	\$28,595

**City of Green, Ohio**  
*Schedule of Revenues, Expenditures and Changes*  
*In Fund Balance - Budget (Non-GAAP Basis) and Actual*  
*Planning Fund*  
*For the Year Ended December 31, 2004*

	Final Budget	Actual	Variance with Final Budget Positive (Negative)
<b>Revenues</b>			
Licenses and Permits	\$209,419	\$228,439	\$19,020
Other	100	36	(64)
<i>Total Revenues</i>	<u>209,519</u>	<u>228,475</u>	<u>18,956</u>
<b>Expenditures</b>			
Current:			
Community Environment:			
Planning Development	510,781	470,390	40,391
Engineering	172,845	162,729	10,116
Planning Commission	4,800	4,560	240
<i>Total Expenditures</i>	<u>688,426</u>	<u>637,679</u>	<u>50,747</u>
<i>Excess of Revenues Under Expenditures</i>	(478,907)	(409,204)	69,703
<b>Other Financing Sources</b>			
Transfers In	387,000	387,000	0
<i>Net Change in Fund Balance</i>	(91,907)	(22,204)	69,703
<i>Fund Balance Beginning of Year</i>	265,245	265,245	0
Prior Year Encumbrances Appropriated	86,542	86,542	0
<i>Fund Balance End of Year</i>	<u>\$259,880</u>	<u>\$329,583</u>	<u>\$69,703</u>

**City of Green, Ohio**  
*Schedule of Revenues, Expenditures and Changes*  
*In Fund Balance - Budget (Non-GAAP Basis) and Actual*  
*Keep Green Beautiful Fund*  
*For the Year Ended December 31, 2004*

	Final Budget	Actual	Variance with Final Budget Positive (Negative)
<b>Revenues</b>			
Contributions and Donations	\$1,550	\$1,750	\$200
<b>Expenditures</b>			
Current:			
Community Environment:			
Parks and Recreation	28,311	18,689	9,622
<i>Excess of Revenues Under Expenditures</i>	(26,761)	(16,939)	9,822
<b>Other Financing Sources</b>			
Transfers In	30,000	30,000	0
<i>Net Change in Fund Balance</i>	3,239	13,061	9,822
<i>Fund Balance Beginning of Year</i>	14,554	14,554	0
<i>Fund Balance End of Year</i>	<u>\$17,793</u>	<u>\$27,615</u>	<u>\$9,822</u>

**City of Green, Ohio**  
*Schedule of Revenues, Expenditures and Changes*  
*In Fund Balance - Budget (Non-GAAP Basis) and Actual*  
*Capital Projects Reserve Fund*  
*For the Year Ended December 31, 2004*

	Final Budget	Actual	Variance with Final Budget Positive (Negative)
<b>Revenues</b>			
Other	\$1,507,309	\$0	(\$1,507,309)
<b>Expenditures</b>	<u>0</u>	<u>0</u>	<u>0</u>
<i>Net Change in Fund Balance</i>	1,507,309	0	(1,507,309)
<i>Fund Balance Beginning of Year</i>	<u>7,309</u>	<u>7,309</u>	<u>0</u>
<i>Fund Balance End of Year</i>	<u><u>\$1,514,618</u></u>	<u><u>\$7,309</u></u>	<u><u>(\$1,507,309)</u></u>

**City of Green, Ohio**  
*Schedule of Revenues, Expenditures and Changes*  
*In Fund Balance - Budget (Non-GAAP Basis) and Actual*  
*Parks Capital Projects Reserve Fund*  
*For the Year Ended December 31, 2004*

	Final Budget	Actual	Variance with Final Budget Positive (Negative)
<b>Revenues</b>			
Income Taxes	\$1,278,600	\$1,219,610	(\$58,990)
<b>Expenditures</b>			
Capital Outlay			
Southgate Land Purchase	250,000	250,000	0
Parks Needs Assessment Analysis	32,500	32,500	0
Equipment and Furniture	36,300	24,999	11,301
Heavy Duty Tractor	22,382	22,381	1
Hustler Mower	7,836	7,836	0
Pickup Truck	35,000	0	35,000
Lichtenwalter Schoolhouse	13,505	13,505	0
Boettler Park Parking	178,716	178,716	0
Greensburg Park Lighting Field	5,500	0	5,500
East Liberty Park Construction	719,732	718,620	1,112
Total Capital Outlay	1,301,471	1,248,557	52,914
Debt Service:			
Principal Retirement	120,000	120,000	0
Interest and Fiscal Charges	80,108	80,108	0
Total Debt Service	200,108	200,108	0
<i>Total Expenditures</i>	1,501,579	1,448,665	52,914
<i>Excess of Revenues Under Expenditures</i>	(222,979)	(229,055)	(6,076)
<b>Other Financing Uses</b>			
Transfers Out	(200,109)	0	200,109
<i>Net Change in Fund Balance</i>	(423,088)	(229,055)	194,033
<i>Fund Balance Beginning of Year</i>	529,049	529,049	0
Prior Year Encumbrances Appropriated	194,866	194,866	0
<i>Fund Balance End of Year</i>	\$300,827	\$494,860	\$194,033

**City of Green, Ohio**  
*Schedule of Revenues, Expenses and Changes*  
*In Fund Equity - Budget (Non-GAAP Basis) and Actual*  
*Self Insurance Fund*  
*For the Year Ended December 31, 2004*

	Final Budget	Actual	Variance with Final Budget Positive (Negative)
<b>Revenues</b>			
Charges for Services	\$697,680	\$701,760	\$4,080
Other	0	4,382	4,382
<i>Total Revenues</i>	<u>697,680</u>	<u>706,142</u>	<u>8,462</u>
<b>Expenses</b>			
Contractual Services	179,392	139,018	40,374
Claims	810,608	810,608	0
<i>Total Expenses</i>	<u>990,000</u>	<u>949,626</u>	<u>40,374</u>
<i>Excess of Revenues Under Expenses</i>	(292,320)	(243,484)	48,836
Transfers In	290,000	290,000	0
<i>Net Change in Fund Equity</i>	(2,320)	46,516	48,836
<i>Fund Equity Beginning of Year</i>	<u>288,248</u>	<u>288,248</u>	<u>0</u>
<i>Fund Equity End of Year</i>	<u><u>\$285,928</u></u>	<u><u>\$334,764</u></u>	<u><u>\$48,836</u></u>



# Statistical Tables





**City of Green, Ohio**  
*Governmental Activities Revenues by Source  
and Expenses by Function (1)*  
Last Two Years

	2004	2003
<b>Program Revenues</b>		
Charges for Services	\$843,337	\$791,151
Operating Grants and Contributions	1,205,692	1,314,378
Capital Grants	415,746	750
<b>General Revenues</b>		
Property Taxes	3,557,209	3,612,671
Income Taxes (2)	15,376,236	6,893,365
Grants and Entitlements	1,689,918	1,600,742
Gain on Sale of Capital Assets	0	226
Investment Earnings	191,462	141,574
Other	252,372	235,061
<b>Total</b>	<b>\$23,531,972</b>	<b>\$14,589,918</b>
<b>Program Expenses</b>		
General Government	\$2,380,599	\$2,522,106
Security of Persons and Property	5,488,289	5,160,445
Transportation	3,145,935	1,646,122
Public Health and Welfare	261,566	253,732
Leisure Time	1,027,970	493,908
Community Environment	1,206,234	742,939
Interest and Fiscal Charges	424,809	194,507
<b>Total</b>	<b>\$13,935,402</b>	<b>\$11,013,759</b>

Source: City Financial Records

- (1) The City has only reported on a full accrual basis of accounting since 2003.
- (2) Prior to 2004 the City's income tax rate was 1%, in 2004, it was raised to 2%.

**City of Green, Ohio**  
*Governmental Revenues by Source  
and Expenditures by Function (1)*  
Last Ten Years

	2004	2003	2002	2001
<b>Revenues</b>				
Taxes (2)(3)	\$17,935,398	\$10,428,369	\$9,916,871	\$9,048,641
Special assessments	11,216	13,359	10,464	11,755
Intergovernmental	3,234,653	3,026,095	2,567,511	2,836,357
Interest earnings	191,462	141,574	223,880	583,667
Licenses and permits	441,806	455,284	376,016	344,150
Fines and forfeitures	72,682	75,342	40,958	47,522
Charges for services	321,558	223,479	231,088	226,083
Rentals, Contributions and Donations	29,125	31,821	31,055	20,706
All other revenues	252,372	167,912	549,718	234,295
<b>Total</b>	<b>\$22,490,272</b>	<b>\$14,563,235</b>	<b>\$13,947,561</b>	<b>\$13,353,176</b>
<b>Expenditures</b>				
General Government	\$2,811,741	\$2,839,844	\$2,625,709	\$2,441,283
Security of Persons and Property	5,314,166	5,034,591	4,329,567	3,485,424
Transportation	5,081,055	3,636,167	1,962,478	2,254,004
Public Health and Welfare	212,090	204,077	202,559	180,716
Leisure Time Activities	605,095	498,274	433,344	382,816
Community Environment	826,933	716,095	572,866	551,975
Capital outlay	813,072	261,866	2,713,440	3,814,582
Debt service:				
Principal Retirement	3,220,000	220,000	220,000	220,000
Interest and Fiscal Charges	216,865	195,304	223,664	236,098
Debt Issuance Costs	3,590	0	0	0
<b>Total</b>	<b>\$19,104,607</b>	<b>\$13,606,218</b>	<b>\$13,283,627</b>	<b>\$13,566,898</b>

Source: City Financial Records

- (1) Prepared on a modified accrual basis of accounting. Includes all governmental funds.
- (2) Includes all Taxes
- (3) Prior to 2004 the City's income tax rate was 1%. In 2004, it was raised to 2%.

2000	1999	1998	1997	1996	1995
\$8,914,742	\$8,364,121	\$7,823,884	\$7,340,531	\$6,182,866	\$5,784,886
13,569	6,349	18,875	54,153	61,244	11,098
2,528,111	2,427,105	2,004,353	1,731,223	1,883,405	1,973,770
624,123	492,423	584,419	561,401	411,576	307,120
366,567	308,607	299,276	238,244	229,660	253,903
48,393	0	0	9,466	4,738	22,664
201,559	215,570	208,968	177,781	158,542	117,329
22,715	21,261	14,838	10,635	14,729	13,106
84,386	49,881	95,900	44,545	49,549	45,304
<u>\$12,804,165</u>	<u>\$11,885,317</u>	<u>\$11,050,513</u>	<u>\$10,167,979</u>	<u>\$8,996,309</u>	<u>\$8,529,180</u>
\$2,374,153	\$1,972,936	\$1,866,599	\$1,710,580	\$1,409,127	\$1,041,129
3,160,984	3,068,769	2,806,403	2,458,612	2,141,579	2,032,492
1,983,567	1,692,647	1,364,838	1,338,394	1,168,124	1,101,369
211,218	195,143	191,454	151,506	183,345	171,503
384,780	352,367	311,071	135,370	121,253	90,273
524,633	453,764	413,776	297,205	292,371	332,764
4,724,972	3,502,446	4,997,291	5,155,483	3,017,944	1,168,501
220,000	220,000	220,000	151,000	151,000	151,000
190,852	194,024	219,130	282,198	13,323	19,827
0	0	0	0	0	0
<u>\$13,775,159</u>	<u>\$11,652,096</u>	<u>\$12,390,562</u>	<u>\$11,680,348</u>	<u>\$8,498,066</u>	<u>\$6,108,858</u>

**City of Green, Ohio**  
*Property Tax Levies and Collections - Real and Public Utility Property*  
*Last Ten Years*

Year	Total Tax Levy (1) (2)	Current Tax Collections	Percentage of Current Tax Collections to Total Tax Levy	Delinquent Tax Collections	Total Tax Collections
2004	\$3,780,311	\$3,495,999	92.48%	\$161,822	\$3,657,821
2003	3,719,606	3,438,293	92.44	91,035	3,529,328
2002	3,450,219	3,229,631	93.61	81,999	3,311,630
2001	3,345,112	3,152,223	94.23	73,962	3,226,185
2000	3,231,843	3,057,763	94.61	63,749	3,121,512
1999	2,763,135	2,603,932	94.24	92,403	2,696,335
1998	2,728,539	2,497,209	91.52	75,474	2,572,683
1997	2,602,737	2,416,188	92.83	57,501	2,473,689
1996	2,408,311	2,241,843	93.09	67,005	2,308,848
1995	2,324,920	2,160,253	92.92	65,978	2,226,231

Source: Summit County Fiscal Officer

- (1) State Reimbursement of Rollback and Homestead Exemptions are included.
- (2) Amounts listed include penalties and interest.

Percentage of Total Collections to Total Tax Levy	Outstanding Delinquent Taxes (2)	Percentage of Outstanding Delinquent Taxes to Total Tax Levy
96.76%	\$183,564	4.86%
94.88	190,278	5.12
95.98	138,589	4.02
96.44	118,927	3.56
96.59	110,331	3.41
97.58	66,800	2.42
94.29	155,856	5.71
95.04	129,048	4.96
95.87	99,463	4.13
95.76	98,689	4.24

**City of Green, Ohio**  
*Property Tax Levies and Collections - Tangible Personal Property*  
*Last Ten Years*

---



---

Year	Total Tax Levy	Current Tax Collections	Percentage of Current Tax Collections to Total Tax Levy	Delinquent Tax Collections	Total Tax Collections
2004	\$464,113	\$386,199	83.21%	\$29,444	\$415,643
2003	397,248	352,312	88.69	15,019	367,331
2002	420,630	334,402	79.50	27,309	361,711
2001	407,930	328,784	80.60	42,635	371,419
2000	359,143	327,220	91.11	10,954	338,174
1999	347,433	321,985	92.68	10,495	332,480
1998	309,291	293,537	94.91	6,652	300,189
1997	285,631	251,058	87.90	26,929	277,987
1996	243,443	218,650	89.82	15,976	234,626
1995	214,075	194,787	90.99	11,785	206,572

Source: Summit County Fiscal Officer



Percentage of Total Collections to Total Tax Levy	Outstanding Delinquent Taxes	Percentage of Outstanding Delinquent Taxes to Total Tax Levy
89.56%	\$48,470	10.44%
92.47	29,917	7.53
85.99	58,919	14.01
91.05	36,511	8.95
94.16	20,969	5.84
95.70	14,953	4.30
97.06	9,102	2.94
97.32	7,644	2.68
96.38	8,817	3.62
96.50	7,503	3.50

**City of Green, Ohio**  
*Property Tax Rates - Direct and Overlapping Governments*  
*(Per \$1,000 of Assessed Valuation)*  
*Last Ten Years*

Year	City of Green	Summit County	Green City Schools	Jackson Local Schools	Portage Lakes Career Center	Akron/ Summit County Library
2004	\$7.40	\$13.07	\$40.13	\$46.50	\$4.35	\$0.78
2003	7.40	13.07	39.95	47.90	4.35	1.59
2002	7.40	13.07	41.57	48.10	4.35	1.35
2001	7.40	13.07	48.29	45.20	4.35	1.39
2000	7.40	12.27	48.54	43.90	4.35	1.39
1999	7.40	12.27	49.80	44.40	4.35	1.79
1998	7.40	11.65	45.79	46.20	4.35	1.87
1997	7.40	11.39	47.74	46.20	4.35	0.89
1996	7.40	13.99	48.34	46.20	4.35	0.89
1995	7.40	14.16	48.34	46.20	4.35	0.89

Source: Summit County, Ohio; Summit County Fiscal Officer

**City of Green, Ohio**  
*Special Assessment Collections*  
*Last Ten Years*

Year	Total Assessments Billed	Current Collections (1)	Ratio of Collections to Amount Due
2004	\$9,892	\$11,216	113.38 %
2003	13,250	13,359	100.82
2002	10,990	10,187	92.69
2001	14,885	14,817	99.54
2000	21,459	13,568	63.23
1999	12,370	6,349	51.33
1998	6,672	6,413	96.12
1997	44,491	44,098	99.12
1996	42,686	42,273	99.03
1995	8,080	7,755	95.98

Source: Summit County, Ohio; Summit County Fiscal Officer

(1) Includes the amounts billed and collected for City special assessments for recent tax collection years. "Billed" includes current charges. "Collected" includes collections of current "billed" and delinquencies.

**City of Green, Ohio**  
*Assessed and Estimated Actual Value of Taxable Property*  
*Last Ten Years*

Year (1)	Real Property		Public Utility Property	
	Assessed Value	Estimated Actual Value (2)	Assessed Value	Estimated Actual Value (2)
2004	\$548,946,770	\$1,568,419,343	\$13,998,980	\$15,907,932
2003	535,646,170	1,530,417,629	13,797,470	15,678,943
2002	461,652,130	1,319,006,086	13,851,350	15,740,170
2001	443,424,050	1,266,925,857	17,818,240	20,248,000
2000	429,734,460	1,227,812,743	19,077,820	21,679,341
1999	390,333,960	1,115,239,886	19,102,750	21,707,670
1998	377,728,020	1,079,222,914	18,259,300	20,749,205
1997	358,264,180	1,023,611,943	17,577,640	19,974,591
1996	295,895,570	845,415,914	19,509,470	22,169,852
1995	281,848,100	805,280,286	19,881,250	22,592,330

Source: Summit County, Ohio; Summit County Fiscal Officer

- (1) The year represents collection year.
- (2) For 2004, this amount is calculated based on the following percentages:
  - Real property is assessed at thirty-five percent of actual value.
  - Public utility is assessed at varying percent of actual value.
  - Tangible personal is assessed at twenty-five percent of true value for capital assets and twenty-three percent of true value for inventory.

Tangible Personal Property		Total		
Assessed Value	Estimated Actual Value (2)	Assessed Value	Estimated Actual Value	Ratio
\$53,598,459	\$214,393,836	\$616,544,209	\$1,798,721,111	34.28 %
45,003,526	180,014,104	594,447,166	1,726,110,676	34.44
48,604,628	194,418,512	524,108,108	1,529,164,768	34.27
49,197,437	196,789,748	510,439,727	1,483,963,605	34.40
45,249,218	180,996,872	494,061,498	1,430,488,956	34.54
45,249,218	180,996,872	454,685,928	1,317,944,428	34.50
40,280,911	161,123,644	436,268,231	1,261,095,763	34.59
34,218,736	136,874,944	410,060,556	1,180,461,478	34.74
29,826,001	119,304,004	345,231,041	986,889,772	34.98
26,599,743	106,398,972	328,329,093	934,271,587	35.14

**City of Green, Ohio**  
*Income Tax Collections(1)*  
*Last Ten Years*

---

---

Year	Amount
2004	\$14,371,475
2003	6,867,386
2002	6,513,956
2001	5,732,780
2000	5,724,803
1999	5,529,180
1998	5,088,023
1997	4,903,126
1996	3,890,589
1995	3,590,354

Source: City financial records

(1) Prior to 2004 the City's income tax rate was 1%, in 2004, it was raised to 2%.

**City of Green, Ohio**  
*Ratio of Annual Debt Service Expenditures for  
 General Bonded Debt to Total Governmental Expenditures  
 Last Ten Years*

Year	Principal	Interest	Total Debt Service	Total Governmental Expenditures	Ratio of Debt Service To Total Governmental Expenditures
2004	\$220,000	\$147,934	367,934	\$19,104,607	1.93 %
2003	220,000	157,504	377,504	13,606,218	2.77
2002	220,000	166,964	386,964	13,283,627	2.91
2001	220,000	176,204	396,204	13,566,898	2.92
2000	220,000	185,224	405,224	13,775,159	2.94
1999	220,000	194,024	414,024	11,652,096	3.55
1998	220,000	219,130	439,130	12,390,562	3.54
1997	151,000	6,668	157,668	11,680,348	1.35
1996	151,000	13,323	164,323	8,341,269	1.97
1995	151,000	19,827	170,827	6,108,858	2.80

Source: City financial records

**City of Green, Ohio**  
*Computation of Direct and Overlapping General Obligation Bonded Debt*  
*December 31, 2004*

	General Obligation Debt Outstanding	Percentage Applicable to City (1)	Amount Applicable to City of Green
<i>Direct:</i>			
City of Green	\$2,835,000	100.00 %	\$2,835,000
<i>Overlapping:</i>			
Summit County	82,679,464	5.36	4,431,619
Metro Transit	1,680,000	5.36	90,048
Green City Schools	15,639,095	98.89	15,465,501
Jackson Local School District	79,933,518	1.95	1,558,704
Akron/Summit Library	61,229,269	7.66	4,690,162
Total Overlapping Debt	241,161,346		26,236,034
Total Direct and Overlapping	\$243,996,346		\$29,071,034

Source: Summit County, Ohio; Summit County Fiscal Officer

(1) Percentages were determined by dividing the assessed valuation of the political subdivision located within the boundaries of the City by the assessed valuation of the political subdivision.



**City of Green, Ohio**  
*Ratio of Net General Bonded Debt to Assessed  
 Value and Net Bonded Debt Per Capita  
 Last Ten Years*

Year	Population	Net General Obligation Bonded Debt	Assessed Value	Ratio of Net Bonded Debt to Assessed Value	Net General Obligation Bonded Debt Per Capita
2004	22,817	\$2,712,522	\$616,544,209	0.44 %	118.88
2003	22,817	2,921,536	594,447,166	0.49	128.04
2002	22,817	4,204,690	524,108,108	0.80	184.28
2001	22,817	4,871,369	510,439,727	0.95	213.50
2000	22,817	5,241,439	494,061,498	1.06	229.72
1999	20,587	5,656,758	454,685,928	1.24	274.77
1998	20,587	6,100,574	436,268,231	1.40	296.33
1997	20,587	6,555,791	410,060,556	1.60	318.44
1996	20,587	89,883	345,231,041	0.03	4.37
1995	20,587	318,109	328,329,093	0.10	15.45
1994	20,587	492,290	309,371,970	0.16	23.91

Source: Summit County, Ohio; Summit County Fiscal Officer

**City of Green, Ohio**  
*Computation of Legal Debt Margin*  
*December 31, 2004*

Total Assessed Property Value	\$616,544,209
Overall Debt Limitation (10 1/2% of Assessed Valuation)	\$64,737,142
Gross Indebtedness:	
General Obligation Bonds	2,835,000
Income Tax Revenue Bonds	25,000,000
Notes	1,470,000
Total Gross Indebtedness	29,305,000
Less Exemptions:	
Income Tax Revenue Bonds	25,000,000
Amount Available in Debt Service	122,478
Total Exemptions	25,122,478
Net Debt Within 10 1/2% Limitations	4,182,522
Overall Legal Debt Margin Within 10 1/2% Limitations	\$60,554,620
Unvoted Debt Limitation (5 1/2% of Assessed Valuation)	\$33,909,931
Gross Indebtedness	29,305,000
Less Exemptions:	
Income Tax Revenue Bonds	25,000,000
Amount Available in Debt Service	122,478
Total Exemptions	25,122,478
Unvoted Legal Debt Margin Within 5 1/2% Limitations	\$29,727,409

Source: City Financial Records

**City of Green, Ohio**  
*Property Value, Construction and Bank Deposits*  
*Last Ten Years*

Year	Property Value (2)	Residential		Commercial (1)		Domestic Bank Deposits in the County (in thousands)
		Number of Units	Value	Number of Units	Value	
2004	\$616,544,209	215	\$45,343,042	24	\$12,883,242	\$7,532,814
2003	594,447,166	223	47,771,098	32	17,164,598	7,911,859
2002	524,108,108	132	24,702,000	9	9,864,000	8,097,304
2001	510,439,727	161	29,753,700	14	13,876,000	7,870,201
2000	494,061,498	143	22,974,374	13	11,237,664	7,850,115
1999	454,685,928	136	25,478,959	11	11,665,399	7,071,487
1998	436,268,231	152	27,983,574	78	15,266,893	5,749,282
1997	410,060,556	98	18,334,150	89	16,703,240	6,960,566
1996	345,231,041	104	19,462,333	14	22,210,735	6,960,566
1995	328,329,093	130	19,824,407	25	24,484,640	6,958,865

Sources: City building permits reports  
Federal Reserve Bank of Cleveland

(1) Number of units include new construction only

(2) Represents total assessed value

**City of Green, Ohio**  
*Demographic Statistics*  
*Last Five Censuses*

---



---

Year	Population
2000	22,817
1990	19,179
1980	17,625
1970	13,473
1960	9,521

2000 Census Information:

Age Distribution:

Under 20 Years	6,502
20 - 64 Years	13,436
Over 64 Years	2,879

Housing Information:

Number of Housing Units	9,180
Number of Persons per Housing Unit	2.68
One Person Households	1,932
Owner Occupied Units	7,006
Number of Renters	1,736

Source: U.S. Bureau of the Census

**City of Green, Ohio**  
*Number of Registered Voters*  
*Last Ten Years*

---

---

Year	Voters
2004	16,637
2003	15,607
2002	15,210
2001	14,850
2000	15,461
1999	14,564
1998	14,907
1997	14,516
1996	14,286
1995	13,516

Source: Summit County Board of Elections

**City of Green, Ohio**  
*Principal Taxpayers*  
*Real Property Tax*  
*December 31, 2004*

Taxpayer	Real Property Tax Assessed Value	Percent of Total Assessed Value
A & M Associates	\$6,701,530	1.23 %
Terraces on the Green LTD	4,093,080	0.76
Diebold Incorporated	3,518,930	0.64
Raintree Golf LLC	2,984,460	0.54
Summa Health Systems	2,486,520	0.45
ASW Properties LTD	2,329,790	0.42
Inn At Green Limited LLC	2,287,680	0.42
Boettler Business Center Incorporated	1,988,920	0.36
Cleveland Seniorcare Corporation	1,973,130	0.35
Briarwood Estates	1,808,130	0.33
Totals	<u>\$30,172,170</u>	<u>5.50 %</u>
Total Real Property Tax Assessed Value	<u>\$548,946,770</u>	

Source: Summit County, Ohio; Summit County Fiscal Officer

**City of Green, Ohio**  
*Principal Taxpayers*  
*Public Utility Property Tax*  
*December 31, 2004*

Taxpayer	Public Utility Property Tax Assessed Value	Percent of Total Assessed Value
Ohio Edison	\$4,701,690	33.59 %
Ohio Bell Telephone	2,956,170	21.12
Aqua Ohio (Consumers Ohio Water)	2,460,980	17.58
East Ohio Gas	1,893,040	13.52
American Transmission	910,840	6.50
Totals	<u>\$12,922,720</u>	<u>92.31 %</u>
Total Public Utility Property Tax Assessed Value	<u>\$13,998,980</u>	

Source: Summit County, Ohio; Summit County Fiscal Officer

**City of Green, Ohio**  
*Principal Taxpayers*  
*Tangible Personal Property Tax*  
*December 31, 2004*

Taxpayer	Tangible Personal Property Assessed Value	Percent of Total Assessed Value
Gonoco Phoenix, Incorporated	\$4,922,690	9.19 %
Diebold Incorporated	3,489,390	6.52
Harry London Candies, Incorporated	1,994,300	3.72
Diebold Self-Service Systems	1,734,300	3.24
Doug Bigelow Chevrolet, Incorporated	1,484,532	2.77
Toth Buick, Incorporated	1,353,320	2.52
Kovatch Casting, Incorporated	1,203,150	2.24
Standard Jig Boring Service, Incorporated	1,534,190	2.86
McCann Plastics, Incorporated	995,070	1.85
G.S.S., Incorporated	977,200	1.82
Totals	<u>\$19,688,142</u>	<u>36.73 %</u>
Total Tangible Property Tax Assessed Value	<u>\$53,598,459</u>	

Source: Summit County, Ohio; Summit County Fiscal Officer



**City of Green, Ohio**  
*Miscellaneous Statistics*  
*December 31, 2004*

---

LOCATION: Centrally located in the greater Akron/Canton metropolitan area.

Nearest Major City	Akron
Distance in Miles	1/2 Mile
Major Highway: North-South	SR 241
Major Highway: East-West	SR 619
Nearest Interstate	3 Exits on I-77

LIBRARIES:  
Green Branch of the Akron-Summit County Public Library

TRANSPORTATION:

Air:	Akron/Canton Regional Airport Runways 7,600; 6,400 & 5,600 feet
Major Airlines:	AirTran, Comair (Delta Connection) Northwest (Mesaba), United Express
Public Transportation:	Metro Regional Transit Authority

COMMUNITY FACILITIES:

Golf Courses	Chenoweth Golf Course Mayfair Country Club Prestwick Country Club Raintree Country Club Turkeyfoot Golf Course
Other Facilities	John Torok Community/Senior Center Boettler Recreational Park Greensburg Park Kreighbaum Park East Liberty Park (opened 2005) Portage Lakes State Parks YMCA Camp Y-Noah YMCA Greensburg Lions Club
Churches - 24	Various Denominations
Shopping Centers	Serviced by various shopping plazas with numerous larger malls located in the Akron and Canton areas
Hotel - 4	Rooms - 329
Motels - 3	Rooms - 175

(continued)

**City of Green, Ohio**  
*Miscellaneous Statistics (continued)*  
*December 31, 2004*

---

---

EDUCATION:

Public Elementary	2
Public Intermediate	1
Public Middle School	1
Public High School	1
Portage Lakes Career Center	1
Private Elementary	2
Colleges	8 within 30 miles

ENROLLMENT:

Public	4,024
Private	400

UTILITIES/SERVICES:

Natural Gas Supplier	Dominion East Ohio Gas Company
Electricity Supplier	Ohio Edison Co.
Water Supplier	Individual Wells, Consumers Ohio Water Company
Sewer Supplier	Individual Septic Systems, Summit County Dept. of Environmental Services

MEDICAL FACILITIES:

Outreach facilities of Summa Health Systems  
Akron General Medical Center, Akron Children's  
Hospital, Barberton Citizen's Hospital, as well as  
numerous practitioners' offices.

FINANCIAL INSTITUTIONS: Banks - 7

COMMUNICATIONS:

Newspapers - Daily	Akron Beacon Journal Canton Repository Cleveland Plain Dealer
Newspapers - Weekly	Suburbanite Green Leader 77 South (began in 2005)
Radio Stations	Akron/Canton/Cleveland Areas
Television Stations	Akron/Canton/Cleveland Areas
Cable Television	Time Warner Cable

Source: City Records; Summit County Records



**Auditor of State  
Betty Montgomery**

88 East Broad Street  
P.O. Box 1140  
Columbus, Ohio 43216-1140  
Telephone 614-466-4514  
800-282-0370  
Facsimile 614-466-4490

**CITY OF GREEN**

**SUMMIT COUNTY**

**CLERK'S CERTIFICATION**

**This is a true and correct copy of the report which is required to be filed in the Office of the Auditor of State pursuant to Section 117.26, Revised Code, and which is filed in Columbus, Ohio.**

*Susan Babbitt*

**CLERK OF THE BUREAU**

**CERTIFIED  
OCTOBER 18, 2005**