

COUNTY OF SUMMIT, OHIO

Reports Issued Pursuant to OMB Circular A-133

Year ended December 31, 2002



**Auditor of State
Betty Montgomery**

County Council
Summit County
175 South Main Street
Akron, Ohio 44308-1354

We have reviewed the Independent Auditor's Report of Summit County, prepared by Ernst & Young LLP, for the audit period January 1, 2002 to December 31, 2002. Based upon this review, we have accepted these reports in lieu of the audit required by Section 117.11, Revised Code. The Auditor of State did not audit the accompanying financial statements and, accordingly, we are unable to express, and do not express an opinion on them.

Our review was made in reference to the applicable sections of legislative criteria, as reflected by the Ohio Constitution, and the Revised Code, policies, procedures and guidelines of the Auditor of State, regulations and grant requirements. The Summit County is responsible for compliance with these laws and regulations.

A handwritten signature in cursive script that reads "Betty Montgomery".

BETTY MONTGOMERY
Auditor of State

December 23, 2003

This Page is Intentionally Left Blank.

County of Summit, Ohio

Reports Issued Pursuant to OMB Circular A-133

Year ended December 31, 2002

Table of Contents

Report of Independent Auditors on the Schedule of Expenditures of Federal Awards..... 1

Schedule of Expenditures of Federal Awards..... 2

Notes to the Schedule of Expenditures of Federal Awards 9

Report of Independent Auditors on Compliance and on Internal Control Over Financial
Reporting Based on an Audit of the Financial Statements Performed in
Accordance with *Government Auditing Standards* 11

Report of Independent Auditors on Compliance with Requirements
Applicable to Each Major Program and on Internal Control Over
Compliance in Accordance with OMB Circular A-133 13

Schedule of Findings and Questioned Costs..... 15

Corrective Action Plan..... 19

This Page is Intentionally Left Blank.

Report of Independent Auditors on the Schedule of Expenditures of Federal Awards

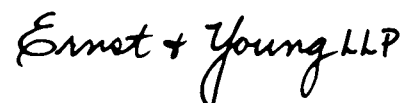
Summit County Council and Executives
Akron, Ohio

We have audited the basic financial statements of the governmental activities, the business-type activities, the aggregate discretely presented component unit, each major fund, and the aggregate remaining fund information of the County of Summit, Ohio (the County) as of and for the year ended December 31, 2002, and have issued our report thereon dated June 4, 2003, which expressed reliance on other auditors and implementation of a new financial reporting model. These basic financial statements are the responsibility of the management of the County. Our responsibility is to express an opinion on these basic financial statements based on our audit.

We conducted our audit in accordance with auditing standards generally accepted in the United States and the standards applicable to financial audits contained in *Government Auditing Standards*, issued by the Comptroller General of the United States. Those standards require that we plan and perform the audit to obtain reasonable assurance about whether the general-purpose financial statements are free of material misstatement. An audit includes examining, on a test basis, evidence supporting the amounts and disclosures in the basic financial statements. An audit also includes assessing the accounting principles used and significant estimates made by management, as well as evaluating the overall financial statements presentation. We believe that our audit provides a reasonable basis for our opinion.

In accordance with *Government Auditing Standards*, we have also issued our report dated August 5, 2003 on our consideration of the County's internal control over financial reporting and our tests of its compliance with certain provisions of laws, regulations, contracts and grants. That report is an integral part of an audit performed in accordance with *Government Auditing Standards* and should be read in conjunction with this report in considering the results of our audit.

Our audit was performed for the purpose of forming an opinion on the basic financial statements of the County, taken as a whole. The accompanying Schedule of Expenditures of Federal Awards for the year ended December 31, 2002 is presented for the purpose of additional analysis as required by U.S. Office of Management and Budget Circular A-133, *Audits of States, Local Governments, and Non-Profit Organizations*, and is not a required part of the basic financial statements. Such information has been subjected to the procedures applied in the audit of the basic financial statements and, in our opinion, is fairly presented in all material respects in relation to the basic financial statements taken as a whole.



June 4, 2003

County of Summit, Ohio

Schedule of Expenditures of Federal Awards

Year ended December 31, 2002

Program Title	Federal CFDA Number	Pass-Through Entity Identifying Number	Federal Expenditures
U.S. Department of Housing and Urban Development			
Community Development Block Grant:			
Entitlement Grant	14.218	B-00-UC-39-0006	\$ 457,540
		B-01-UC-39-0006	1,236,290
Total Community Development Block Grant			<u>1,693,830</u>
HOME Investment Partnership Program:			
Entitlement Grant	14.239	M-00-UC-39-0217	168,105
		M-01-UC-39-0217	228,756
Total HOME Investment Partnership Program			<u>396,861</u>
Total U.S. Department of Housing and Urban Development			<u>2,090,691</u>
U.S. Department of Justice			
Office of Justice:			
Domestic Preparedness Equipment Support Program	16.002	2000-TE-CX-127	187,427
Drug Court Program	16.585	2001-DC-BX-0041	72,815
		2002-DC-BX-0041	42,108
			<u>114,923</u>
Local Law Enforcement Block Grant	16.592	2001-LB-BX-4052	86,818
Community Prosecution Program	16.609	2001-PP-CX-0053	102,293
Community Gun Violence Prosecution Program	16.609	2002-GP-CX-0073	60,000
			<u>162,293</u>
COPS Fast Grant	16.710	1995-CF-WX-1168	23,756
COPS Universal Hiring Program Grant	16.710	2002-UL-WX-0025	99,158
Passed through Ohio Attorney General's Office:			
Victims of Crime Act—Prosecutor's Office—Adult	16.575	2002VAGENE072	28,105
		2002VAGENE072T	7,216
Victims of Crime Act—Prosecutor's Office—Juvenile	16.575	2001VAGENE072X- YR2	30,088
		2001VAGENE072X- YR3	8,683
Victims of Crime Act—Guardian Ad Litem Program	16.575	2002VACHAE509	26,399
		2003VADSCE509	6,482
			<u>106,973</u>

County of Summit, Ohio

Schedule of Expenditures of Federal Awards (continued)

Program Title	Federal CFDA Number	Pass-Through Entity Identifying Number	Federal Expenditures
Passed through Ohio Office of Criminal Justice Services:			
Violence Against Women—Prosecutor's Office	16.588	1998-WF-VA2-8725	1,810
		2000-WF-VA2-8505	7,810
		2001-WF-VA2-8505	21,378
			<u>30,998</u>
Byrne Memorial Formula Grant Programs:			
Summit County Criminal Justice Information System Legal	16.579	1999-DG-G01-9105	182,175
Residential Treatment—Women	16.579	2000-RS-SAT-181	31,504
Residential Treatment—Men	16.579	1999-RS-SAT-119A	106,126
		2000-RS-SAT-119	116,439
Mental Health Court	16.579	2001-DG-F1-7150	48,758
Juvenile Drug Treatment Court (Juvenile Court)	16.579	2001-DG-F01-7312	81,128
Summit County Drug Unit	16.579	2001-DG-A01-7304	198,511
Total Byrne Memorial Formula Grant Programs			<u>764,641</u>
Youth Accountability	16.523	2000-JB-013-A014	28,005
		2001-JB-013-A014	61,860
Total Youth Accountability			<u>89,865</u>
Passed through Ohio Department of Public Safety:			
Department of Justice Equipment Grant	16.007	J-809	4,525
Total U.S. Department of Justice			<u>1,671,377</u>
U.S. Department of Labor			
Passed through Ohio Department of Jobs and Family Services:			
Youth Employment for Success—OBM	17.246	FY2002	261,927
Workforce Investment Act—WIA One-Stop			
Career Center Initiative	17.257	SFY2002	115,798
Workforce Investment Act—WIA Cluster:			
Adult Program	17.258	SFY2002	954,799
		SFY2003	572,479
Youth Program	17.259	SFY2002	608,673
		SFY2003	463,626
Dislocated Workers	17.260	SFY2002	400,275
		SFY2003	327,628
Total WIA Cluster			<u>3,327,480</u>
Total U.S. Department of Labor			<u>3,705,205</u>

County of Summit, Ohio

Schedule of Expenditures of Federal Awards (continued)

Program Title	Federal CFDA Number	Pass-Through Entity Identifying Number	Federal Expenditures
U.S. Department of Transportation			
Passed through Ohio Department of Transportation:			
Federal Highway Project Grants:			
Yellow Creek Road Improvement	20.205	PID—4236/TE21-G000513	360,732
State Route 8	20.205	PID—11045/NH-54(33)	277,785
Ohio & Erie Canal Scenic Byway	20.205	PID—17526/SB-OH97(2)	114,108
Cleveland Massillon 3R	20.205	PID—20520/TE21-G010217	521,595
Total Federal Highway Project Grants			<u>1,274,220</u>
State and Community Highway Safety:			
Selective Traffic Enforcement Program (S.T.E.P.)	20.600	2002-PTM-N/1	50,112
Selective Traffic Enforcement Program (S.T.E.P.)	20.600	2003-PTM-N/1	7,833
Cops-N-Shops	20.600	2002-J8C-J/6	11,552
Cops-N-Shops	20.600	2003-J8C-J/6	25,962
Safe Communities	20.600	2002-SA-N/1	6,114
Safe Communities	20.600	2003-SA-N/1	6,001
Total State and Community Highway Safety			<u>107,574</u>
Passed through Ohio Emergency Management Agency:			
Interagency Hazardous Materials Public Sector:			
Training and Planning	20.703	FY-2002	7,094
Total U.S. Department of Transportation			<u>1,388,888</u>
U.S. Department of the Interior			
National Park Service (Direct):			
Cuyahoga Valley National Recreation Area			
Wheatly Road Landslide—Cooperative Agreement	15.916	H6160020010	25,000
Total U.S. Department of the Interior			<u>25,000</u>
Federal Emergency Management Agency			
Passed through Ohio Department of Public Safety:			
Emergency Management Performance Grants	83.552	J732	55,413
Terrorism Consequence Management Preparedness Assistance		J-237	7,502
Total Federal Emergency Management Agency			<u>62,915</u>

County of Summit, Ohio

Schedule of Expenditures of Federal Awards (continued)

Program Title	Federal CFDA Number	Pass-Through Entity Identifying Number	Federal Expenditures
U.S. Department of Agriculture			
Passed through Ohio Department of Education:			
Nutrition Cluster:			
School Breakfast—Juvenile Court	10.553	SFY 01-02	16,862
		SFY 02-03	<u>14,140</u>
Total School Breakfast			31,002
National School Lunch Program MR/DD	10.555	066258-03-PU-SFY02	8,861
		066258-03-PU-SFY03	2,529
National School Lunch Program—Juvenile Court	10.555	SFY 01-02	25,533
		SFY 02-03	<u>21,563</u>
Total National School Lunch Program			58,486
Child and Adult Food Care Program	10.558	FY2002	<u>184,860</u>
Total U.S. Department of Agriculture			274,348
U.S. Department of Education			
Passed through the Ohio Department of Education:			
Title VI-B Office of Exceptional Children	84.027	066258-6B-SF-02P	1,440
Special Education, Part B-IDEA	84.027	066258-6B-SF-03P	<u>18,353</u>
Total Title VI-B			19,793
Early Childhood Special Education IDEA	84.173	066258-PG-S1-2003P	7,332
Passed through Ohio Rehabilitation Services Commission:			
Rehabilitation Services Grant	84.126	FY2000	445
		FY2001	<u>27,625</u>
Total Rehabilitation Services Grant			28,070
Passed Through Ohio Department of Alcohol & Drug Addiction Services:			
Safe and Drug-Free Schools and Communities— State Grants	84.186	77-08185-00-DFS-P-02-9631	42,500
Asian Services in Action International Community Empowerment Project	84.186	77-08185-00-DFS-P-03-9631	<u>42,500</u>
Total Safe and Drug-Free Schools and Communities— State Grants			<u>85,000</u>
Total U.S. Department of Education			140,195

County of Summit, Ohio

Schedule of Expenditures of Federal Awards (continued)

Program Title	Federal CFDA Number	Pass-Through Entity Identifying Number	Federal Expenditures
U.S. Department of Energy			
Passed Through Ohio Department of Development:			
Weatherization Assistance for Low Income Persons	81.042	FY01-02 DOE	99,410
		FY02-03 DOE	<u>168,806</u>
Total Weatherization Assistance for Low Income Persons			268,216
Petroleum Violation Escrow Fund	81.042	FY01-02 STRIPPER	<u>717</u>
Total U.S. Department of Energy			268,933
U.S. Department of Health and Human Services			
Substance Abuse and Mental Health Services			
Administration (Direct):			
Treatment Service for Women in Public Housing	93.230	1-H79-TI12438-01	442,035
Older Adult Outpatient Treatment	92.230	1-H79-TI13530-01	161,685
Passed through Ohio Rehabilitation Services Commission:			
Rehabilitation Services Grant—Traumatic Brain Injury	93.234	01/01/02 to 06/30/02	<u>18,000</u>
Total Rehabilitation Services Grant			18,000
Passed through Ohio Department of Mental Retardation & Developmental Disabilities:			
Social Services Block Grant—Title XX	93.667	7/1/01 to 6/30/02	320,367
		7/1/02 to 6/30/03	<u>106,655</u>
Total Social Services Block Grant			427,022
Passed through Ohio Department of Mental Health:			
Projects for Assistance in Transition from Homelessness (PATH):			
PATH—Homeless	93.150	FY2002	66,642
		FY2003	<u>66,643</u>
Total Projects for Assistance in Transition from Homelessness			133,285
Social Services Block Grant—Title XX	93.667	FY2002	309,673
		FY2003	<u>103,224</u>
Total Social Services Block Grant			412,897

County of Summit, Ohio

Schedule of Expenditures of Federal Awards (continued)

Program Title	Federal CFDA Number	Pass-Through Entity Identifying Number	Federal Expenditures
Block Grants for Community Mental Health Services:			
Child/Adolescent Block Grant	93.958	FY2002	12,736
		FY2003	12,738
Community Plan Block Grant	93.958	FY2002	118,791
		FY2003	118,791
Community Quality Review Team (CQRT)	93.958	45-OCS2-BG-01-90	186,758
		05-OCS2-BG-03-10	186,756
Prevention Block Grant	93.958	45-CS-02-02	50,700
		45-CS-03-01	160,000
Rapid Response Grant	93.958	45-AD-02-02	6,000
Consumer Outcomes Incentive Grant	93.958	45-COIG-01-01	1,265
CCOE Jail Diversion	93.958	45-MHCJCCOE-BG-01-02	62,503
		45-MHCJCCOE-BG-01-03	26,270
Total Block Grants for Community Mental Health Services			943,308
Passed through Ohio Department of Mental Retardation & Developmental Disabilities:			
Medical Assistance Program:			
Medicaid Title XIX—Community Alternative Funding System	93.778	7600019 FY2002	8,099,680
Total Medicaid Title XIX			8,099,680
Passed through Ohio Department of Mental Health:			
Medical Assistance Program:			
PASARR	93.778	FY2002	4,550
Medicaid—ODMH	93.778	N/A	9,704,488
Total Medical Assistance Program			9,709,038
Passed Through Ohio Department of Alcohol & Drug Addiction Services:			
Medical Assistance Program:			
Medicaid—ODADAS	93.778	N/A	1,452,455
Passed Through Ohio Department of Alcohol & Drug Addiction Services:			
Block Grants for Community Mental Health Services	93.958	77-00444-00-SAMI-T-02-0045	41,500
SAMI	93.958	77-00444-00-SAMI-T-03-0045	13,875
Total Block Grants for Community Mental Health Services			55,375

County of Summit, Ohio

Schedule of Expenditures of Federal Awards (continued)

Program Title	Federal CFDA Number	Pass-Through Entity Identifying Number	Federal Expenditures
Block Grants for Prevention and Treatment of Substance Abuse:			
Federal Block Grant—Per Capita	93.959	FY2002	1,279,855
		FY2003	1,209,351
UMADAOP	93.959	77-03319-00-UMDOP-P-02-9172	80,710
		77-03319-00-UMDOP-P-03-9172	80,711
Womens Set Aside:			
Community Drug Board—Intensive Outpatient	93.959	77-03232-00-WOMEN-T-02-9019	259,622
		77-03232-00-WOMEN-T-03-9019	239,822
Community Drug Board—Women’s Recovery	93.959	77-03232-00-WOMEN-T-02-9018	64,029
		77-03232-00-WOMEN-T-02-9018	64,028
Community Drug Board—Community Pride	93.959	77-01508-00-WOMEN-T-02-0004	91,131
		77-01508-00-WOMEN-T-03-0004	110,934
Interval Brotherhood Homes	93.959	77-01505-00-WOMEN-T-02-9021	49,497
		77-01505-00-WOMEN-T-03-9021	49,497
Senior Worker’s Action Program	93.959	77-01059-00-WOMEN-T-02-8999	34,433
		77-01059-00-WOMEN-T-03-8999	34,433
Community Partnership—Combating Underage Drinking	93.959	77-02953-01-CPREV-P-02-9943	20,000
		77-02953-01-CPREV-P-03-9943	20,000
Higher Education Block Grant—Abuse Reduction Initiative	93.959	77-08485-00-HEDUC-P-02-0100	12,500
		77-08485-00-HEDUC-P-03-0100	12,500
Total Block Grants for Prevention and Treatment of Substance Abuse			3,713,053
Passed through Ohio Department of Development:			
Low Income Home Energy Assistance	93.568	FY01-01 HHS	277,526
		FY02-02 HHS	303,328
Total Low Income Home Energy Assistance			580,854
Total U.S. Department of Health and Human Services			26,148,687
Total Expenditures of Federal Awards			\$ 35,776,239

County of Summit, Ohio

Notes to the Schedule of Expenditures of Federal Awards

Year ended December 31, 2002

1. Basis of Presentation

The accompanying schedule of expenditures of federal awards includes the federal grant activity of the County of Summit, Ohio (the County) on a cash basis while the financial statements are presented on the modified accrual basis of accounting, which is described in Note 1 to the County's general-purpose financial statements. The information in this schedule is presented in accordance with requirements of OMB Circular A-133, *Audits of States, Local Governments, and Non-Profit Organizations*.

2. Medical Assistance Program

The amount received from Medicaid in 2002 represents only a portion of the total amount billed by the County. Therefore, the federal expenditures amount reported represents the actual receipts at the Federal Financial Participation reimbursement rate.

3. FIFO Method

Federal funds were commingled with other revenues for the Title XX Medicare Grant CFDA No. 93.667. A first-in first-out (FIFO) method was used to arrive at grant expenditures for this federal program.

County of Summit, Ohio

Notes to the Schedule of Expenditures of Federal Awards (continued)

4. Subrecipients

Of the federal expenditures presented in the Schedule, the County provided federal awards to subrecipients as follows:

Program Title	CFDA Number	Amount Provided to Subrecipient
Community Development Block Grant Entitlement Grant	14.218	\$ 1,108,830
Drug Court Program	16.585	114,923
Byrne Memorial Formula Grant Programs	16.579	302,827
Workforce Investment Act—Adult Program	17.258	711,213
Workforce Investment Act—Youth Program	17.259	1,060,449
Workforce Investment Act—Dislocated Workers	17.260	290,177
Rehabilitation Services Grant	84.126	28,070
Safe and Drug-Free Schools and Communities—State Grants	84.186A	85,000
Projects for Assistance in Transition from Homelessness	93.150	133,285
Treatment Service for Women in Public Housing	93.230	603,720
Social Services Block Grant—Title XX	93.667	412,897
Medical Assistance Program—Ohio Department of Mental Health	93.778	9,704,488
Medical Assistance Program—Ohio Department of Alcohol & Drug Addiction Services	93.778	1,452,455
Medicaid Title XIX	93.778	8,099,680
PASSAR	93.778	4,550
Block Grants for Community Mental Health Services— Ohio Department of Mental Health	93.958	939,979
Block Grants for Community Mental Health Services— Ohio Department Alcohol & Drug Addiction Services	93.958	55,375
Block Grants for Prevention and Treatment of Substance Abuse	93.959	3,713,053
Total Amount Provided to Subrecipients		<u>\$ 28,820,971</u>

**Report of Independent Auditors on Compliance and on
Internal Control Over Financial Reporting Based on an Audit of the Financial
Statements Performed in Accordance with
*Government Auditing Standards***

Summit County Council and Executives
Akron, Ohio

We have audited the general-purpose financial statements of the County of Summit, Ohio (the County) as of and for the year ended December 31, 2002, and have issued our report thereon dated June 4, 2003, which expressed reliance on other auditors and identified changes in reporting nonexchange transactions. We conducted our audit in accordance with auditing standards generally accepted in the United States and the standards applicable to financial audits contained in *Government Auditing Standards*, issued by the Comptroller General of the United States.

Compliance

As part of obtaining reasonable assurance about whether the County's financial statements are free of material misstatement, we performed tests of its compliance with certain provisions of law, regulations, contracts and grants, noncompliance with which could have a direct and material effect on the determination of financial statement amounts. However, providing an opinion on compliance with those provisions was not an objective of our audit and, accordingly, we do not express such an opinion. The results of our tests disclosed no instances of noncompliance that are required to be reported under *Government Auditing Standards*. However, we noted certain immaterial instances of noncompliance that we have reported to management of the County in a separate letter dated June 4, 2003.

Internal Control Over Financial Reporting

In planning and performing our audit, we considered the County's internal control over financial reporting in order to determine our auditing procedures for the purpose of expressing our opinion on the financial statements and not to provide assurance on the internal control over financial reporting. However, we noted certain matters involving the internal control over financial reporting and its operation that we consider to be reportable conditions. Reportable conditions involve matters coming to our attention relating to significant deficiencies in the design or operation of the internal control over financial reporting that, in our judgment, could adversely affect the County's ability to record, process, summarize and report financial data consistent with the assertions of management in the financial statements. Reportable conditions are described in the accompanying schedule of findings and questioned costs as item 02-01. A material weakness is a condition in which the design or operation of one or more of the internal control

components does not reduce to a relatively low level the risk that misstatements in amounts that would be material in relation to the financial statements being audited may occur and not be detected within a timely period by employees in the normal course of performing their assigned functions. Our consideration of the internal control over financial reporting would not necessarily disclose all matters in the internal control that might be reportable conditions and, accordingly, would not necessarily disclose all reportable conditions that are also considered to be material weaknesses. However, we believe the reportable condition described above is not a material weakness.

This report is intended for the information and use of management, County Council, the County Executive and federal awarding agencies and pass-through entities, and is not intended to be and should not be used by anyone other than these specified parties.

Ernst + Young LLP

June 4, 2003

Report of Independent Auditors on Compliance with Requirements
Applicable to Each Major Program and on Internal Control
Over Compliance in Accordance with OMB Circular A-133

Summit County Council and Executives
Akron, Ohio

Compliance

We have audited the compliance of the County of Summit, Ohio, (the County) with the types of compliance requirements described in the *U.S. Office of Management and Budget (OMB) Circular A-133 Compliance Supplement* that are applicable to each of its major federal programs for the year ended December 31, 2002. The County's major federal programs are identified in the summary of auditor's results section of the accompanying schedule of findings and questioned costs. Compliance with the requirements of laws, regulations contracts and grants applicable to each of its major federal programs is the responsibility of the County's management. Our responsibility is to express an opinion on the County's compliance based on our audit.

We conducted our audit of compliance in accordance with auditing standards generally accepted in the United States; the standards applicable to financial audits contained in *Government Auditing Standards*, issued by the Comptroller General of the United States; and OMB Circular A-133, *Audits of States, Local Governments, and Non-Profit Organizations*. Those standards and OMB Circular A-133 require that we plan and perform the audit to obtain reasonable assurance about whether noncompliance with the types of compliance requirements referred to above that could have a direct and material effect on a major federal program occurred. An audit includes examining, on a test basis, evidence about the County's compliance with those requirements and performing such other procedures as we considered necessary in the circumstances. We believe that our audit provides a reasonable basis for our opinion. Our audit does not provide a legal determination on the County's compliance with those requirements.

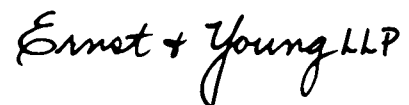
In our opinion, the County complied, in all material respects, with the requirements referred to above that are applicable to each of its major federal programs for the year ended December 31, 2002.

Internal Control Over Compliance

The management of the County is responsible for establishing and maintaining effective internal control over compliance with requirements of laws, regulations, contracts and grants applicable to federal programs. In planning and performing our audit, we considered the County's internal control over compliance with requirements that could have a direct and material effect on a major federal program in order to determine our auditing procedures for the purpose of expressing our opinion on compliance and to test and report on internal control over compliance in accordance with OMB Circular A-133.

Our consideration of the internal control over compliance would not necessarily disclose all matters in the internal control that might be material weaknesses. A material weaknesses is a condition in which the design or operation of one or more of the internal control components does not reduce to a relatively low level the risk that noncompliance with applicable requirements of laws, regulations, contracts and grants that would be material in relation to a major federal program being audited may occur and not be detected within a timely period by employees in the normal course of performing their assigned functions. We noted no matters involving the internal control over compliance and its operations that we consider to be material weaknesses.

This report is intended for the information and use of management, County Council, the County Executive and federal awarding agencies and pass-through entities, and is not intended to be and should not be used by anyone other than these specified parties.



June 4, 2003

The County of Summit, Ohio

Schedule of Findings and Questioned Costs

Year ended December 31, 2002

Part I—Summary of Auditor’s Results

Financial Statement Section

Type of auditor’s report issued: Unqualified Opinion

Internal control over financial reporting:

Material weakness(es) identified? yes X no

Reportable condition(s) identified not considered to be material weaknesses? X yes none reported

Noncompliance material to financial statements noted? yes X no

Federal Awards Section

Dollar threshold used to determine Type A programs: \$ 1,073,287

Auditee qualified as low-risk auditee? X yes no

Type of auditor’s report on compliance for major programs: Unqualified Opinion

Internal Control over compliance:

Material weakness(es) identified? yes X no

The County of Summit, Ohio

Schedule of Findings and Questioned Costs (continued)

Part I—Summary of Auditor’s Results (continued)

Were reportable condition(s) identified not considered to be material weakness(es)? _____ yes X none noted

Any audit findings disclosed that are required to be reported in accordance with Circular A-133 (section .510(a))? _____ yes X no

Identification of major program:

<u>CFDA Number(s)</u>	<u>Name of Federal Program or Cluster</u>
93.778	Medicaid Cluster

The County of Summit, Ohio

Schedule of Findings and Questioned Costs (continued)

Part II—Schedule of Financial Statement Findings

This section identifies the reportable conditions, material weaknesses, and instances of noncompliance related to the financial statements that are required to be reported in accordance with Chapter 5.18 of *Government Auditing Standards*.

Finding 02-1

Criteria or specific Requirement

The County has insufficient policies and procedures, processes and controls in place to ensure proper reporting of capital assets.

Condition

The County must have the policies, procedures, and processes in place that ensure capital assets are properly capitalized, tracked, and depreciated for financial reporting purposes. Currently, there is no central control point within the County that reviews the method of recording asset purchases or disposals or depreciating assets. Each department within the County is responsible for reporting capital assets balances to the Fiscal Office and performing depreciation calculations.

Questioned Costs

There are no questioned costs.

Content

Capital asset balances and depreciation expense are reported on the basic financial statements of the County.

Effect

There is a potential that capital assets and depreciation expense reported on the basic financial statements are misstated.

The County of Summit, Ohio

Schedule of Findings and Questioned Costs (continued)

Recommendation

The County should prepare formal written policies and procedures over the recording, reporting and valuation of its fixed assets, additions and disposals. Also, a formal written policy over depreciating capital assets is warranted. The preparation of detailed fixed assets records and reconciliation of these records to the general ledger, along with periodic physical inventories, would provide additional controls to safeguard the assets and ensure proper reporting.

Part III—Schedule of Federal Award Findings and Questioned Costs

This section identifies the reportable conditions, material weaknesses, and instances of noncompliance, including questioned costs, related to the audit of major federal programs, as required to be reported by Circular A-133 Section.510.

None.

CAFR

2002

County of Summit
OHIO



Comprehensive Annual Financial Report

For The Fiscal Year Ended December 31, 2002



John A. Donofrio, Fiscal Officer

COUNTY OF SUMMIT,
OHIO

**COMPREHENSIVE
ANNUAL FINANCIAL REPORT
FOR THE FISCAL YEAR ENDED
DECEMBER 31, 2002**

JOHN A. DONOFRIO
COUNTY OF SUMMIT FISCAL OFFICER

Prepared by the County of Summit Fiscal Office

Deputy Fiscal Officer of Finance
Dan Hawke

Manager of Financial Reporting
Allen R. Beck

Financial Reporting
Andrew Baumann
Steven D. Nestor, CPA

COUNTY OF SUMMIT, OHIO
ELECTED OFFICIALS
DECEMBER 31, 2002

COUNTY COUNCIL

Kimberly Zurz, President	Paul J. Gallagher
Thomas Teodosio, Vice President	Louise Heydorn
Michael T. Callahan	Michael J. King
Daniel A. Congrove	Andrea Norris
Tim Crawford	Cazzell M. Smith, Jr.
Pete Crossland	

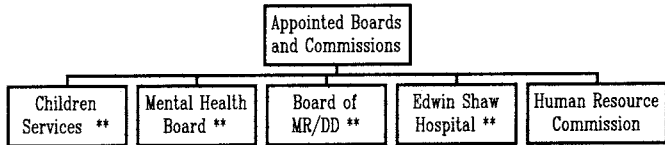
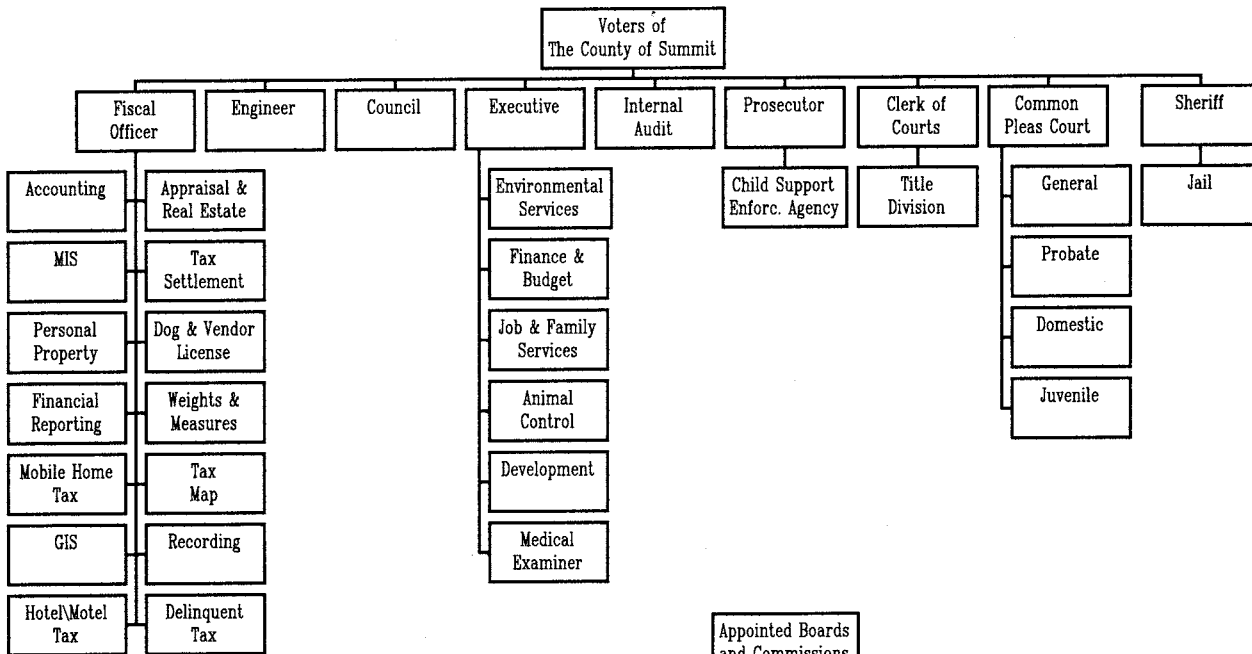
COUNTY OFFICIALS

Diana Zaleski	CLERK OF COURTS
Gene Esser	ENGINEER
James B. McCarthy	EXECUTIVE
John A. Donofrio	FISCAL OFFICER
Sherri Bevan Walsh	PROSECUTOR
Drew Alexander	SHERIFF

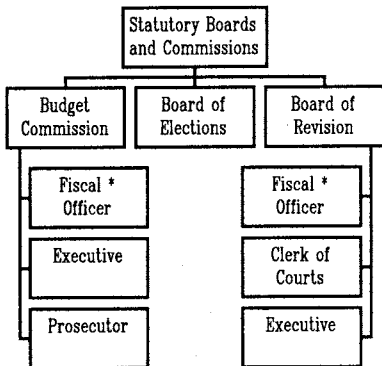
COMMON PLEAS COURT JUDGES

GENERAL DIVISION	DOMESTIC RELATIONS DIVISION
John Adams	Carol J. Dezso
Jane Bond	Judith Nicely
Patricia A. Cosgrove	
James Murphy	PROBATE DIVISION
Ted Schneiderman	Willard Spicer
Mary Spicer	
Brenda Unruh	JUVENILE DIVISION
James Williams	Judith L. Hunter

ORGANIZATION OF THE COUNTY OF SUMMIT, OHIO



- ** Appointed by County Executive with approval of County Council



- * Secretary to Board or Commission

COUNTY OF SUMMIT, OHIO
COMPREHENSIVE ANNUAL FINANCIAL REPORT
FOR FISCAL YEAR ENDED DECEMBER 31, 2002

TABLE OF CONTENTS

INTRODUCTORY SECTION

	<u>Page</u>
Elected Officials	1
Organization of The County of Summit, Ohio	2
Table of Contents	3
Transmittal Letter	5
Certificate of Achievement for Excellence in Financial Reporting	8

FINANCIAL SECTION

Report of Independent Auditors	9
Management's Discussion and Analysis	11

BASIC FINANCIAL STATEMENTS

Government-wide Financial Statements:	
Statement of Net Assets	17
Statement of Activities	18
Fund Financial Statements:	
Balance Sheet - Governmental Funds	20
Statement of Revenues, Expenditures and Changes in Fund Balances - Governmental Funds	22
Statement of Revenues, Expenditures and Changes in Fund Balance	
Budget (Non-GAAP Basis) and Actual:	
General Fund	24
Job & Family Services Fund	25
Children Services Board Fund	26
Alcohol, Drug Addiction & Mental Health Fund	27
Board of Mental Retardation Fund	28
Debt Service Fund	29
Statement of Fund Net Assets - Proprietary Funds	30
Statement of Revenues, Expenses and Changes in Fund Net Assets - Proprietary Funds	31
Statement of Cash Flows - Proprietary Funds	32
Statement of Fiduciary Net Assets - Fiduciary Funds	34
Notes To Financial Statements	35

COMBINING STATEMENTS and INDIVIDUAL FUND SCHEDULES

Combining Statements - Nonmajor Governmental Funds:	
Fund Descriptions	59
Combining Balance Sheet - Nonmajor Governmental Funds	60
Combining Statement of Revenues, Expenditures and Changes in Fund Balances	
- Nonmajor Governmental Funds	61
Combining Balance Sheet - Nonmajor Special Revenue Funds	62
Combining Statement of Revenues, Expenditures and Changes in Fund Balances	
- Nonmajor Special Revenue Funds	64
Combining Balance Sheet - Nonmajor Capital Projects Funds	66
Combining Statement of Revenues, Expenditures and Changes in Fund Balances	
- Nonmajor Capital Projects Funds	67
Combining Statements - Internal Service Funds:	
Fund Description	68
Combining Statement of Net Assets	69
Combining Statement of Revenues, Expenses and Changes in Fund Net Assets	70
Combining Statement of Cash Flows	71
Combining Statements - Fiduciary Funds:	
Fund Description	72
Combining Statement of Changes in Assets and Liabilities - Agency Funds	73
Capital Assets Used in the Operation of Governmental Funds:	
Schedule by Function and Activity	76
Schedule of Changes by Function and Activity	77
Schedule by Source	78

**COUNTY OF SUMMIT, OHIO
 COMPREHENSIVE ANNUAL FINANCIAL REPORT
 FOR FISCAL YEAR ENDED DECEMBER 31, 2002**

**TABLE OF CONTENTS
 (Continued)**

	<u>Page</u>
Individual Fund Schedules of Revenues, Expenditures/Expenses and Changes in Fund Balance/Equity - Budget (Non-GAAP Basis) and Actual:	
Governmental-type Activities:	
Major Funds:	
General Fund	80
Job & Family Services Fund	91
Children Services Board Fund	93
Alcohol, Drug Addiction & Mental Health Services Fund	94
Board of Mental Retardation Fund	95
Debt Service Fund	97
Nonmajor Funds:	
Motor Vehicle and Gas Tax Fund	98
Real Estate Assessment Fund	99
Delinquent Tax Assessment Collection Fund	100
Dog and Kennel Fund - Other Special Revenue	101
Computer Acquisition Fund - Other Special Revenue	102
Enterprise Zone Fund - Other Special Revenue	103
Coroner's Lab Fund - Other Special Revenue	104
Child Support Enforcement Fund	105
Title Administration Fund	106
Business-type Activities:	
Major Funds:	
Water Revenue Fund	107
Sewer Revenue Fund	108
Nonmajor Funds:	
Office Services Fund	109
Medical Self-Insurance Fund	110
Worker's Compensation Fund	111
Telephone Services Fund	112

STATISTICAL SECTION

	<u>Table</u>	<u>Page</u>
Governmental Fund Revenues By Source and Expenditures/Expenses By Function - Last Ten Fiscal Years	1	113
Property Tax Levies and Collections Real and Public Utility Taxes Last Ten Fiscal Years	2	114
Assessed and Estimated Actual Value of Taxable Property Last Ten Fiscal Years	3	115
Property Tax Rates - Direct and Overlapping Governments Last Ten Fiscal Years	4	116
Special Assessments Levies and Collections Last Ten Fiscal Years	5	118
Ratio of Net General Bonded Debt to Assessed Value and Net Bonded Debt Per Capita Last Ten Fiscal Years	6	119
Computation of Legal Debt Margin as of December 31, 2002	7	120
Computation of Direct and Overlapping Debt as of December 31, 2002	8	121
Ratio of Annual Debt Service Expenditures for General Bonded Debt to Total General Expenditures Last Ten Fiscal Years	9	122
Schedule of General Obligation Bond Coverage Enterprise Funds Last Ten Fiscal Years	10	122
Demographic Statistics December 31, 2002	11	123
Property Values, Bank Deposits and Construction Last Ten Fiscal Years	12	125
Schedule of Insurance Coverage December 31, 2002	13	126
Principal Taxpayers December 31, 2002	14	127
Miscellaneous Statistics December 31, 2002	15	128
Acknowledgments		130



JOHN A. DONOFRIO

Fiscal Officer

County of Summit

July 25, 2003

To the Honorable County of Summit Executive, Council Members,
and Citizens of the County of Summit:

As Fiscal Officer of the County of Summit, I am pleased to present the Comprehensive Annual Financial Report (CAFR) of the County of Summit for the year ended December 31, 2002. This CAFR was prepared in conformity with Generally Accepted Accounting Principles (GAAP) as set forth by the Governmental Accounting Standards Board (GASB). This year's CAFR includes the implementation of GASB Statement No. 34, Basic Financial Statements-and Management's Discussion and Analysis-for State and Local Governments.

Responsibility for both the accuracy of the data presented and the completeness and fairness of the presentation, including disclosures, lays with the management of the County, and in particular the Fiscal Office of the County of Summit. To the best of my knowledge and belief, the enclosed data is accurate in all material respects and is reported in a manner designed to present fairly and completely the financial position of the County and the results of its operations.

The County of Summit financial statements have been audited by Ernst & Young LLP, a firm of licensed certified public accountants. The goal of the independent audit was to provide reasonable assurance that the financial statements of the County of Summit for the fiscal year ended December 31, 2002, are free of material misstatement. The independent audit involved examining, on a test basis, evidence supporting the amounts and disclosures in the financial statements; assessing the accounting principles used and significant estimates made by management; and evaluating the overall financial statement presentation. The independent auditor concluded, based upon the audit, that there was a reasonable basis for rendering an unqualified opinion that the County of Summit financial statements for the fiscal year ended December 31, 2002, are fairly presented in conformity with GAAP. The independent auditor's report is presented as the first component of the financial section of this report.

The independent audit of the financial statements of the County of Summit was part of a broader, federally mandated "Single Audit" designed to meet the special needs of federal grantor agencies. The standards governing Single Audit engagements require the independent auditor to report not only on the fair presentation of the financial statements, but also on the audited government's internal controls and compliance with legal requirements, with special emphasis on internal controls and legal requirements involving the administration of federal awards. These reports are available in the County of Summit's separately issued Single Audit Report.

GAAP require that management provide a narrative introduction, overview, an analysis to accompany the basic financial statements in the form of Management's Discussion and Analysis (MD&A). This letter of transmittal is designed to complement MD&A and should be read in conjunction with it. The County of Summit's MD&A can be found immediately following the report of the independent auditors.

The CAFR is divided into three sections: the Introductory Section, the Financial Section, and the Statistical Section. The Introductory Section includes the table of contents, this transmittal letter, the Certificate of Achievement for Excellence in Financial Reporting, an organizational chart of the County and a list of elected officials. The Financial Section includes the Report of Independent Accountants, Management's Discussion and Analysis, the Basic Financial Statements and Notes that provide an overview of the County's financial position and operating results, the Combining Statements for nonmajor funds and other schedules that provide detailed information relative to the Basic Financial Statements. The Statistical Section presents various tables reflecting social and economic information, financial trends, and fiscal capacity of the County.

Profile of the Government

The County of Summit, formed in 1840, is located in northeastern Ohio, approximately 25 miles south of Cleveland, and covers an area of 416 square miles. As of the 2000 census, the County was the fifth most populous of the 88 counties in Ohio with a population of 542,899. The County seat is the City of Akron, which is the largest municipality in the County with a 2000 population of 217,074. In addition to the City of Akron, there are 20 other cities and villages and ten townships located within the County.

The County is in the Akron Primary Metropolitan Statistical Area (PMSA) comprised of Summit and Portage Counties with a population of 694,960 according to the 2000 census. It is also in the Cleveland-Akron-Lorain Consolidated Metropolitan Statistical Area (CMSA) with a population of 2,945,831 according to the 2000 census, making it the 13th most populous CMSA of 19 in the country.

In 1979 the voters of the County adopted a Charter, establishing the first charter form of county government in the State. The Charter became effective January 1, 1981. It replaced the statutory form of county government. The Charter currently provides for a County Executive and a 11 member County Council, comprised of three members elected at large and eight members representing districts.

In addition to the County Executive and the Council, there are five elected administrative officials of the County, each of whom has independent authority within the limits of the State statutes affecting the particular office. These officials, elected to four year terms, are the Fiscal Officer, Clerk of Courts, Engineer, Sheriff, and Prosecuting Attorney. Common Pleas Judges, including Domestic Relations, Juvenile Court and Probate Court Judges are also elected on a county-wide basis and serve six-year terms.

In November 2001, the voters of the County approved an amendment to the County's Charter combining the offices of Auditor and Treasurer, creating the new elected office of Fiscal Officer. The combination of the two offices became effective June 17, 2002 with the resignation of the County Auditor on June 15, 2002.

The County has significant responsibilities in the areas of general government, human services and social services, civil and criminal justice systems, police protection, road and bridge maintenance, and other miscellaneous County services. The County's Department of Environmental Services operates a sewer system and a water system. The Edwin Shaw Hospital, a comprehensive medical rehabilitation hospital, is presented in the financial statements as a discretely presented component unit.

In accordance with Governmental Accounting Standards Board (GASB) Statement No. 14, "The Reporting Entity," the County of Summit's financial statements include organizations, activities, functions and component units for which the County is primarily accountable.

Factors Affecting Financial Condition

The information presented in the financial statements is perhaps best understood when it is considered from the broader perspective of the specific environment within which the County operates.

Local Economy

Historically, the County's economy has been associated with the rubber industry. Although the rubber industry's contributions to the economy remain substantial, the focus of that industry in the region has changed from manufacturing to research and development and administration. The Goodyear Tire & Rubber Company is the largest manufacturing employer in the County with approximately 3,900 employees.

The County is the corporate headquarters for five corporations with annual sales or revenues of more than one billion dollars each. These are The Goodyear Tire & Rubber Company, FirstEnergy Corp., Roadway Express, Inc., Jo-Ann Stores, Inc., and Diebold, Inc.

An analysis of 2002 Harris Ohio Industrial Directory data shows there were 1,126 manufacturing firms in the County, employing 92,854 persons with emphasis not only in the rubber and plastics fields, but also in diverse fields such as metal fabrication, food processing, and the manufacturing and distribution of electrical and electrical machinery, equipment and supplies.

Service industry activity has increased steadily in the County as the production of goods has decreased. According to the Census Bureau, manufacturing jobs in the County represented 23.4% of the total in 2000, as compared to 25.9% of the total in 1990, 32% in 1980 and 51% in 1970. Contributing to this trend is the increase in employment of persons in retail trade, transportation and warehousing, finance and insurance, health care, education, and government.

The County's average unemployment rate increased from 4.3% in 2001 to 5.4% in 2002 according to the Ohio Bureau of Employment Services. This rate is less than the national average of 5.8%.

Long-term Financial Planning

Annually, Summit County Councils adopts a five year Capital Improvement Program. This program represents the County's planned investment in infrastructure to serve our businesses and citizens, as well as infrastructure to perform the basic functions of County government. The County currently has two major projects under way, the Summit County Juvenile Court & Detention Center renovation and expansion, and the Summit County Courthouse expansion.

The Juvenile Court & Detention Center project encompasses a renovation and expansion to the current facilities, which are too small for the current staff. The additions include nearly 78,000 square feet of both secure and non-secure space. Construction began in July 2002 and is expected to be finish in July of 2004. The improved building will have a new look, more parking, and easy access by way of more dominant entrances. The users will find more amenities, technology upgrades, security upgrades and a better and more efficient way to conduct daily operations. The juveniles coming to the Center will benefit from enhanced and more effective services that include education, training and rehabilitation. The County issued \$14,595,000 of general obligation bonds in 2002 and \$4,000,000 of general obligation bonds in 2003 to pay costs of the project.

Summit County is expanding its court facilities located in downtown Akron. The expansion has three main objectives; provide better service to the public and staff, create a more efficient space, and make the building more secure. The 70,000 square foot expansion will house the Domestic Relation Court and the Clerk of Courts. The three new courtrooms will promote increased efficiency during court proceedings with easy access for the public. The design of the courthouse is currently being completed. Upon design approval, the courthouse expansion design will be released for bidding. The County issued \$19,300,000 of general obligation bonds in 2003 to pay costs of the project.

Cash Management Policies and Practices

Investments and deposits of County money are governed by the State's Uniform Depository Act (the "UDA"), which is applicable to all counties. The Fiscal Officer is responsible for making investments and deposits of County moneys. The UDA requires the Fiscal Officer to comply with continuing education requirements established by the State Treasurer. As the Fiscal Officer of Summit County, I have completed all of those requirements. Under the UDA, the County has created an Investment Advisory Board, composed of the County Executive, the President of Council and the Fiscal Officer. The Investment Advisory Board has adopted an investment policy and has filed a copy of that investment policy with the State Auditor, as required by the UDA. The Investment Advisory Board meets quarterly to review or revise its policies and to advise the Fiscal Officer on the investment of County money.

As more completely described in Note 2(F) of the notes to financial statements, the County employs a consolidated cash pool to facilitate the investment of all County funds. Additional information concerning legal requirements of Ohio law and the level of custodial risk as required by GASB Statement No. 3, can be found in Note 6 of the notes to the financial statements.

Risk Management

The County Risk Manager monitors and directs the entire insurance program of Summit County. The County maintains its property and liability coverage with various private insurance companies. A complete schedule of this coverage can be found in Table 13 of the Statistical Section.

The County participates in the State of Ohio Retrospective Rated Workers' Compensation self insurance program. This program involves the payment of a minimum premium for administrative services and stop-loss coverage up front plus the actual claim costs for employees injured. The County maintains a self-insurance program for health care benefits for County employees and their dependents. The transactions relating to these self-insurance programs are accounted for in internal service funds. Additional information on these self-insurance programs can be found in Note 23 of the notes to the financial statements.

Pension and Postemployment Benefits

The County participates in statewide pension plans, which provide healthcare benefits for their retirees. These pension plans and benefits are discussed in Notes 12 and 13 in the notes to the financial statements.

Awards and Acknowledgements

The Government Finance Officers Association (GFOA) awarded a Certificate of Achievement for Excellence in Financial Reporting to the County for its comprehensive annual financial report (CAFR) for the fiscal year ended December 31, 2001. This was the sixteenth consecutive year that the County has received this prestigious award. In order to be awarded a Certificate of Achievement, a governmental unit must publish an easily readable and efficiently organized CAFR. This report satisfied both GAAP and applicable legal requirements.

A Certificate of Achievement is valid for a period of one year only. We believe that our current CAFR continues to meet the Certificate of Achievement Program's requirements and we are submitting it to the GFOA to determine its eligibility for another certificate.

Preparing this report for publication would not have been possible without the cooperation of each elected official and a large number of County employees. I am grateful for their assistance and cooperation

I would like to extend my sincere appreciation to the members of my staff in the Fiscal Office. I am grateful for their professionalism and dedication in producing this report. Sincere appreciation is also extended to the County's external auditors, Ernst & Young LLP, for their guidance and constructive assistance.

Finally, I wish to thank the citizens of the County of Summit for this opportunity to continue to improve the professionalism of financial reporting for the County.

Sincerely,



John A. Donofrio
Fiscal Officer, County of Summit

Certificate of Achievement for Excellence in Financial Reporting

Presented to

County of Summit,
Ohio

For its Comprehensive Annual
Financial Report
for the Fiscal Year Ended
December 31, 2001

A Certificate of Achievement for Excellence in Financial Reporting is presented by the Government Finance Officers Association of the United States and Canada to government units and public employee retirement systems whose comprehensive annual financial reports (CAFRs) achieve the highest standards in government accounting and financial reporting.



William Patrick Bate

President

Jeffrey R. Emer

Executive Director

Report of Independent Auditors

Summit County Council and Executives
Akron, Ohio

We have audited the accompanying basic financial statements of the governmental activities, the business-type activities, the aggregate discretely presented component units, each major fund, and the aggregate remaining fund information of the County of Summit, Ohio (the County) as of and for the year ended December 31, 2002, which collectively comprise the County's basic financial statements as listed in the table of contents. These financial statements are the responsibility of the County's management. Our responsibility is to express an opinion on these financial statements based on our audit. We did not audit the financial results of the Children's Services Board Fund, a major fund of the governmental activities which represent total assets of \$77.8 million as of December 31, 2002 and total revenues of \$46.3 million for the year then ended. Those financial results were audited by other auditors whose report thereon has been furnished to us, and our opinion, insofar as it relates to data included for the Children's Services Board, is based solely on the report of the other auditors.

We conducted our audits in accordance with auditing standards generally accepted in the United States and the standards applicable to financial audits contained in *Government Auditing Standards*, issued by the Comptroller General of the United States. Those standards require that we plan and perform the audit to obtain reasonable assurance about whether the financial statements are free of material misstatement. An audit includes examining, on a test basis, evidence supporting the amounts and disclosures in the financial statements. An audit also includes assessing the accounting principles used and significant estimates made by management, as well as evaluating the overall financial statement presentation. We believe that our audit and the report of other auditors provide a reasonable basis for our opinions.

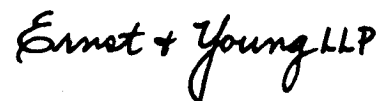
In our opinion, based on our audit and the report of other auditors, the financial statements referred to above present fairly, in all material respects, the respective financial position of the governmental activities, the business-type activities, the aggregate discretely presented component unit, each major fund, and the aggregate remaining fund information of the County of Summit, Ohio, as of December 31, 2002, and the respective changes in financial position and the cash flows, where appropriate, thereof and the respective budgetary comparison for the General, Job and Family Services, Children Services Board, Alcohol, Drug Addiction & Mental Health, Board of Mental Retardation, and Debt Service Funds for the year then ended in conformity with accounting principle generally accepted in the United States.

As discussed in Note 3 to the financial statements, in 2002 the County implemented a new financial reporting model as required by the provisions of Government Accounting Standards Board Statement No. 34, *Basic Financial Statements—and Management's Discussion and Analysis—for State and Local Governments*, as amended by GASB Statement No. 37, *Basic Financial Statements—and Management's Discussion and Analysis—for State and Local Governments: Omnibus* as of December 31, 2002. GASB Statement No. 38, *Certain Financial Statement Note Disclosures* and GASB Interpretation No. 6, *Recognition and Measurement of Certain Liabilities and Expenditures in Governmental Fund Financial Statements* were adopted to coincide with the adoption of GASB Statement No. 34, effective December 31, 2002.

Management's Discussion and Analysis on pages 11 through 16 are not a required part of the basic financial statements but are supplementary information required by the Governmental Accounting Standards Board. We have applied certain limited procedures, which consisted principally of inquiries to management regarding the methods of measurement and presentation of the required supplementary information. However, we did not audit the information and express no opinion on it.

In accordance with *Government Auditing Standards* we have also issued our report dated June 4, 2003 on our consideration of the County's internal control over financial reporting and our test of its compliance with certain provisions of laws, regulations, contracts and grants. That report is an integral part of an audit performed in accordance with *Government Auditing Standards* and should be read in conjunction with this report in considering the results of our audit.

Our audit was conducted for the purpose of forming opinions on the financial statements that collectively comprise the County's basic financial statements. The introductory section, combining statements and individual fund schedules, and statistical section are presented for the purposes of additional analysis and are not a required part of the basic financial statements. The combining statements and individual fund schedules have been subjected to the auditing procedures applied in the audit of the basic financial statements and, in our opinion, are fairly stated in all material respects in relation to the basic financial statements taken as a whole. The introductory section and statistical section have not been subjected to the auditing procedures applied in the audit of the basic financial statements and, accordingly, we express no opinion on them.



June 4, 2003

COUNTY OF SUMMIT, OHIO
MANAGEMENT'S DISCUSSION AND ANALYSIS
FOR THE YEAR ENDED DECEMBER 31, 2002
UNAUDITED

Management's Discussion and Analysis (MD&A) provides the reader with a narrative overview and analysis of the County of Summit, Ohio's (the County) financial activities for the year ended December 31, 2002. The intent of this discussion and analysis is to look at the County's financial performance as a whole. The MD&A should be read in conjunction with the County's transmittal letter, notes to financial statements and financial statements to enhance their understanding of the County's financial performance.

This is the first year the County has presented its basic financial statements under the new financial reporting model required by the Governmental Accounting Standards Board (GASB) Statement No. 34. Because this new reporting model changes significantly not only the presentation of financial data, but also the manner in which the information is recorded, prior year comparative information for this reporting period has not been included. This deficiency is a transition issue and prior year comparative information will be provided in the future.

FINANCIAL HIGHLIGHTS

Key financial highlights for 2002 are as follows:

- The assets of the County exceeded its liabilities at the close of the year ended December 31, 2002, by \$505,373,107 (net assets). Of this amount, \$85,170,761 may be used to meet the County's ongoing obligations to citizens and creditors.
- The County's total net assets increased \$16,309,377. Net assets related to governmental activities increased \$14,752,750, which represents a 4.3% increase from 2001. Net assets related to business-type activities increased \$1,556,627 or 1.4% from 2001.
- For governmental activities, general revenues accounted for \$200,056,629 in revenue or 50.3% of all revenues. Program specific revenues in the form of charges for services, grants and contributions accounted for \$197,751,097 or 49.7% of total revenues of \$397,807,726.
- The County had \$383,146,783 in expenses related to governmental activities; only \$197,751,097 of these expenses was offset by program specific charges for services, grants or contributions. General revenues (primarily taxes) of \$200,056,629 were adequate to provide for these programs.
- Among major funds, the General Fund had \$112,134,499 in revenues and \$99,228,761 in expenditures. The General Fund's balance increased to \$71,167,417, an increase of \$8,118,880 from 2001.
- At the end of the current fiscal year, unreserved fund balance for the General Fund was \$66,878,754, or 67.4% of total General Fund expenditures.
- The County's total debt increased \$20,304,628 during the current year. The key factor for this increase was the issuance of \$29,030,000 in various purpose bonds to pay costs for the County's parking deck expansion, constructing and improving the juvenile justice system facilities, and the construction and installation of a countywide 800 Mhz communication system. Also, a \$31,325,000 various purpose refunding bond was issued to refund a portion of the County's general obligation bonds, Series 1999, and a portion of the various purpose bonds, Series 2000.

USING THIS COMPREHENSIVE ANNUAL FINANCIAL REPORT (CAFR)

This annual report consists of a series of financial statements and notes to those statements. These statements are organized so the reader can understand the County of Summit as a financial whole or as an entire operating entity. The statements then proceed to provide an increasingly detailed look at specific financial activities.

The County's basic financial statements comprise three components: 1) county-wide financial statements, 2) fund financial statements, and 3) notes to financial statements. This report also contains other supplementary information in addition to the basic financial statements themselves.

The *Statement of Net Assets and Statement of Activities* provide information about the activities of the County as a whole and presents a long-term view of the County's finances. Fund financial statements provide the next level of detail. For governmental funds, these statements tell the reader how services were financed in the short term, as well as, what remains for future spending. The fund financial statements also look at the County's most significant funds with all other nonmajor funds presented in total in one column. In the case of the County, the General Fund is the most significant fund.

REPORTING THE COUNTY AS A WHOLE

Statement of Net Assets and the Statement of Activities

The analysis of the County as a whole begins on page 17. One of the most important questions asked about the County's finances is, "How did we do financially during 2002?" The *Statement of Net Assets and the Statement of Activities* report information about the County as a whole and about its activities in a way that helps answer this question. These statements include all assets and liabilities using the accrual method of

**COUNTY OF SUMMIT, OHIO
MANAGEMENT'S DISCUSSION AND ANALYSIS**

accounting similar to the accounting used by most private-sector companies. This method of accounting takes into account, all of the current year's revenues and expenses regardless of when cash is received or paid.

These two statements report the County's net assets and changes in those assets. This change in net assets is important because it tells the reader that, for the County as a whole, the financial position of the County has improved or diminished. The causes of this change may be the result of many factors, some financial, some not. Non-financial factors include the County's tax base, current property tax laws in Ohio restricting revenue growth, and other factors.

In the Statement of Net Assets and the Statement of Activities, the County is divided into two distinct kinds of activities:

- **Governmental Activities** - Most of the County's programs and services are reported here including general government, public safety, public works, and health and human services. These services are funded primarily by taxes and intergovernmental revenues including federal and state grants and other shared revenues.
- **Business-Type Activities** - These services are provided on a charge for goods or services basis to recover all of the expenses of the goods or services provided.

The county-wide financial statements can be found on pages 17-18 of this report.

FUND FINANCIAL STATEMENTS

A fund is a grouping of related accounts that is used to maintain control over resources that have been segregated for specific activities or objectives. The County, like other state and local governments, uses fund accounting to ensure and demonstrate compliance with finance-related legal requirements. All of the funds of the County can be divided into three categories: governmental funds, proprietary funds, and fiduciary funds.

Fund financial reports provide detailed information about the County's major funds. The County uses many funds to account for a multitude of financial transactions. However, these fund financial statements focus on the County's most significant funds, not on the County as a whole. The County's major governmental funds are: the General Fund; Job & Family services; Children Services Board; Alcohol, Drug Addiction & Mental Health; Board of Mental Retardation; and Debt Service.

Governmental funds: Governmental funds are used to account for essentially the same functions reported as governmental activities in the government-wide financial statements. However, unlike the government-wide financial statements, governmental fund financial statements focus on events that produce near-term inflows and outflows of spendable resources, as well as on the balances of spendable resources available at the end of the year. This information may be useful in evaluating a government's near-term financing requirements.

Because the focus of the governmental funds is narrower than that of the government-wide financial statements, it is useful to compare the information presented for governmental funds with similar information presented for governmental activities in the government-wide financial statements. By doing so, readers may better understand the long-term impact of the government's near-term financing decisions. Both the governmental fund balance sheet and the governmental fund statement of revenues, expenditures, and changes in fund balances provide a reconciliation to facilitate this comparison between governmental funds and governmental activities.

The County maintains a multitude of individual governmental funds. Information is presented separately in the governmental fund balance sheet and in the governmental statement of revenues, expenditures, and changes in fund balances for the major funds, which were identified earlier. Data from the other governmental funds are combined into a single, aggregated presentation. Individual fund data for each of these non-major governmental funds is provided in the form of combining statements elsewhere in this report. The basic governmental fund financial statements can be found on pages 20-23 of this report.

The County adopts an annual appropriated budget for its General Fund. Budgetary comparison statements have been provided for all annually budgeted funds to demonstrate compliance.

Proprietary funds: The County maintains two different types of proprietary funds. Enterprise funds are used to report the same functions presented as business-type activities in the government-wide financial statements. The County uses an enterprise fund to account for its water and sewer operations. Internal service funds are an accounting device used to accumulate and allocate costs internally among the County's various functions. The County uses internal service funds to account for its office services, self-insurance programs, workers' compensation and telephone systems. The basic proprietary fund financial statements can be found on pages 30-33 of this report.

Fiduciary funds: Fiduciary funds are used to account for resources held for the benefit of parties outside the government. Fiduciary funds are not reflected in the government-wide financial statements because the resources of those funds are not available to support the County's own programs. The accounting used for fiduciary funds is much like that used for proprietary funds. The basic fiduciary fund financial statements can be found on page 34 of this report.

Notes to financial statements: The notes provide additional information that is essential to a full

**COUNTY OF SUMMIT, OHIO
MANAGEMENT'S DISCUSSION AND ANALYSIS**

understanding of the data provided in the government-wide and fund financial statements. Notes to financial statements can be found on pages 35-58 of this report.

Other information: In addition to the basic financial statements and accompanying notes, this report also presents combining and individual fund statements, schedules and statistical section, which can be found on pages 60-112 of this report.

GOVERNMENT-WIDE FINANCIAL ANALYSIS

Because this is the first year to report under the new standard (GASB Statement No. 34), comparison to the prior year is not feasible. In subsequent years, this section will discuss and analyze significant differences.

As noted earlier, net assets may serve over time as a useful indicator of a government's financial position. In the case of the County, assets exceeded liabilities by \$505,373,107 (\$355,785,396 in governmental activities and \$149,587,711 in business-type activities) at the close of the most recent year. The County's financial position improved for both governmental and business-type activities.

A large portion of all of the County's net assets (56.7%) reflect its investment in capital assets (e.g., land, buildings, infrastructure, and machinery and equipment), less any related debt used to acquire those assets. The County uses these capital assets to provide services to citizens; consequently, these assets are not available for future spending. Although the County's investment in its capital assets is reported net of related debt, it should be noted that the resources needed to repay this debt must be provided from other sources, since capital assets themselves cannot be used to liquidate these liabilities.

**County of Summit, Ohio
Statement of Net Assets
December 31, 2002**

	<u>Governmental Activities</u>	<u>Business-type Activities</u>	<u>Total</u>
Assets			
Current and Other Assets	\$ 421,752,721	\$ 25,768,483	\$ 447,521,204
Capital Assets	199,080,086	221,190,005	420,270,091
Total Assets	<u>620,832,807</u>	<u>246,958,488</u>	<u>867,791,295</u>
Liabilities			
Current and Other Liabilities	146,265,203	2,496,312	148,761,515
Long-term Debt Outstanding:			
Due within One Year	13,889,486	4,270,551	18,160,037
Due in more than One Year	104,892,722	90,603,914	195,496,636
Total Liabilities	<u>265,047,411</u>	<u>97,370,777</u>	<u>362,418,188</u>
Net Assets:			
Invested in Capital Assets, Net of Related Debt	154,178,082	132,591,580	286,769,662
Restricted	133,432,684	-	133,432,684
Unrestricted	68,174,630	16,996,131	85,170,761
Total Net Assets	<u>\$ 355,785,396</u>	<u>\$ 149,587,711</u>	<u>\$ 505,373,107</u>

An additional portion of the County's net assets, \$133,432,684 (26.4%), represents resources that are subject to external restrictions on how they may be used. The remaining balance, \$85,170,761 (16.9%), of unrestricted net assets may be used to meet the County's ongoing obligations to citizens and creditors.

At the end of the current year, the County is able to report positive balances in all three categories of net assets, both for the County as a whole, as well as for its separate governmental and business-type activities.

GOVERNMENTAL ACTIVITIES

Human Service accounts for \$120,340,054 of expenses out of \$383,146,783 total expenses for governmental activities, or 31.4% of that total. The next largest program is Health, accounting for \$108,913,426, which represents 28.4% of total governmental expenses.

Tax revenue accounts for \$175,002,799 of the \$397,807,726 total revenue for governmental activities or 44.0% of total revenue.

Of the \$383,146,783 expenditures in governmental activities, \$41,454,712 was covered by direct charges to the recipients of those services. The majority of the charges for services were derived from tax settlements, administrative fees, recording real estate transfers, and title and court fees. Charges for safety services included fees for boarding prisoners, policing contracts and special details for sheriff deputies.

Additional revenues provided by the State and federal governments included \$156,296,385 for operations, or

**COUNTY OF SUMMIT, OHIO
MANAGEMENT'S DISCUSSION AND ANALYSIS**

39.3% of total governmental revenue. As the Statement of Activities shows, the majority of the intergovernmental revenues are grants and subsidies to provide health and human services.

BUSINESS-TYPE ACTIVITIES

Business-type activities increased the County's net assets by \$1,556,627 during the year 2002. The major revenue source was charges for services of \$26,365,916 or 75.3% of total revenues.

**Changes in Net Assets
For the Year Ended December 31, 2002**

	<u>Governmental Activities</u>	<u>Business-type Activities</u>	<u>Total</u>
Revenues			
Program Revenues:			
Charges for Services	\$ 41,454,712	\$ 26,365,916	\$ 67,820,628
Operating Grants and Contributions	156,296,385	-	156,296,385
Capital Grants and Contributions	-	7,695,624	7,695,624
Total Program Revenues	<u>197,751,097</u>	<u>34,061,540</u>	<u>231,812,637</u>
General Revenues and Transfers:			
Property and Lodging Taxes	130,455,301	-	130,455,301
Sales Tax	33,062,542	-	33,062,542
Other Taxes	11,484,956	-	11,484,956
Sale of Capital Assets	-	28,600	28,600
Unrestricted Contributions	13,949,344	-	13,949,344
Investment Earnings	9,851,578	150,443	10,002,021
Other	1,252,908	759,326	2,012,234
Total General Revenues	<u>200,056,629</u>	<u>938,369</u>	<u>200,994,998</u>
Total Revenues	<u>397,807,726</u>	<u>34,999,909</u>	<u>432,807,635</u>
Program Expenses			
General Government:			
Legislative and Executive	31,123,445	-	31,123,445
Judicial	28,677,882	-	28,677,882
Public Safety	57,265,018	-	57,265,018
Public Works	16,543,844	-	16,543,844
Health	108,913,426	-	108,913,426
Economic Development	5,363,942	-	5,363,942
Human Services	120,340,054	-	120,340,054
Recreation	4,385,439	-	4,385,439
Intergovernmental	333,022	-	333,022
Other	6,266,096	-	6,266,096
Interest and Fiscal Charges	3,934,615	-	3,934,615
Water	-	2,514,130	2,514,130
Sewer	-	30,836,191	30,836,191
Total Expenses	<u>383,146,783</u>	<u>33,350,321</u>	<u>416,497,104</u>
Increase in Net Assets before Transfers and Extraordinary Item	14,660,943	1,649,588	16,310,531
Transfers	91,807	(91,807)	-
Extraordinary Item	-	(1,154)	(1,154)
Increase in Net Assets	<u>14,752,750</u>	<u>1,556,627</u>	<u>16,309,377</u>
Net Assets Beginning of Year	<u>341,032,646</u>	<u>148,031,084</u>	<u>489,063,730</u>
Net Assets End of Year	<u>\$ 355,785,396</u>	<u>\$ 149,587,711</u>	<u>\$ 505,373,107</u>

FINANCIAL ANALYSIS OF THE GOVERNMENT'S FUNDS

As discussed previously, the County uses fund accounting to ensure and demonstrate compliance with finance related legal requirements.

Governmental Funds: The focus of the County's governmental funds is to provide information on near-term inflows, outflows, and balances of spendable resources. Such information is useful in assessing the County's financing requirements. In particular, unreserved fund balance may serve as a useful measure of a County's net resources available for spending at the end of the year.

As of the end of the current year, the County's governmental funds reported combined ending balances of \$203,212,532, an increase of \$19,406,945 in comparison with the prior year. Approximately 75.8% of this total amount (\$153,937,323) constitutes unreserved fund balance, which is available for appropriation at the County's discretion within certain legal constraints and purpose restrictions. The remainder of the fund

**COUNTY OF SUMMIT, OHIO
MANAGEMENT'S DISCUSSION AND ANALYSIS**

balance is reserved to indicate that it is not available for new spending because it has already been committed 1) to liquidate contracts and purchase orders of the prior period (\$44,266,268), 2) to pay debt service (\$3,652,604), or 3) for a variety of other restricted purposes (\$1,356,337). While the bulk of the governmental fund balances are not reserved in the governmental fund statements, they lead to restricted net assets on the Statement of Net Assets, due to their being restricted for use for a particular purpose mandated by the source of the resources, such as the State or federal government or the tax levy.

The General Fund is the chief operating fund of the County. The fund balance of the County's General Fund increased \$8,118,880 during the current year to \$71,167,417. The unreserved fund balance of the General Fund was \$66,878,754. As a measure of the General Fund's liquidity, it may be useful to compare both unreserved fund balance and total fund balance to total fund expenditures. Unreserved fund balance represents 67.4% of total General Fund expenditures, while total fund balance represents 71.7% of that same amount.

The Debt Service Fund has a total fund balance of \$3,381,671, all of which is unrestricted. The net decrease in the fund balance during the current year in the Debt Service Fund was \$321,312. This is due to bond premiums, and additional interest and fiscal charges incurred with the issuance of \$29,030,000 in new bonds.

Transfers to other governmental funds, amounted to \$4,914,331 and are discussed later in this analysis.

Enterprise Funds: The County's proprietary funds provide the same type of information found in the government-wide financial statements for business-type activities, but in more detail.

Unrestricted net assets for Water Revenue (\$6,209,516) and Sewer Revenue (\$10,742,822) Funds at the end of the year amounted to \$16,952,338.

GENERAL FUND BUDGETARY HIGHLIGHTS

The County's budgeting process is prescribed by the Ohio Revised Code. Essentially, the budget is the County's appropriations, which are restricted by the amounts of anticipated revenues certified by the Budget Commission in accordance with Ohio Revised Code. Therefore, the County's plans or desires cannot be totally reflected in the original budget. If budgeted revenues are adjusted due to actual activity then the appropriations can be adjusted, accordingly. All elected officials worked closely with the County Council to reduce, maintain, or hold down increases in departmental expenditures.

The most significant changes between the General Fund original budget and the final budget was in the expenditures which increased from \$103,187,456 to \$117,259,172, or 13.6%, with expenditures for Human Services being the largest piece of this change. Actual revenues exceeded final budget by 6.3%. Actual expenditures were 4.0% less than the final budget.

CAPITAL ASSET AND DEBT ADMINISTRATION

Capital Assets: The County's investment in capital assets for its governmental and business type activities as of December 31, 2002, amounts to \$420,270,091 (net of accumulated depreciation). The investment in capital assets includes land, buildings, building improvements, machinery and equipment, sewer/water lines, and infrastructure. The total increase in the County's investment in capital assets for the fiscal year was 3.5% (a 7.0% increase in governmental activities and a 0.3% increase for business-type activities).

**County of Summit, Ohio
Capital Assets*
December 31, 2002**

	Governmental Activities	Business-type Activities	Total
Land	\$ 7,492,158	\$ 842,027	\$ 8,334,185
Construction in Process	10,322,991	24,634,445	34,957,436
Buildings and Building Improvements	98,359,956	18,988,119	117,348,075
Land Improvements	462,644	-	462,644
Machinery and Equipment	13,590,902	5,563,486	19,154,388
Pump Stations	-	10,376,251	10,376,251
Treatment Plants	-	2,381,344	2,381,344
Sewer/Water Lines	-	158,404,333	158,404,333
Infrastructure	68,752,667	-	68,752,667
Intangibles	98,768	-	98,768
Total	<u>\$ 199,080,086</u>	<u>\$ 221,190,005</u>	<u>\$ 420,270,091</u>

* Net of accumulated depreciation

Major capital asset events during the current fiscal year included the following:

**COUNTY OF SUMMIT, OHIO
MANAGEMENT'S DISCUSSION AND ANALYSIS**

- Construction completed on an \$8,356,221 countywide 800 MHz communication system.
- Continued construction on the Juvenile Court expansion project; construction in progress as of the close of the fiscal year had reached \$5,156,908.
- Continued construction on the County Parking Deck Expansion project; construction in progress as of the close of the fiscal year had reached \$3,665,142.
- Continued construction on various sewer lines, plant/facility improvements and expansions, and wastewater treatment studies; construction in progress as of the close of the fiscal year had reached \$24,495,815.

Additional information on the County's capital assets can be found in Note 11 of the Notes to Financial Statements.

Long-term Debt: At the end of the current fiscal year, the County had total bonded debt outstanding of \$137,551,558, net of the outstanding premium. Of this amount, \$69,668,532 comprises debt backed by the full faith and credit of the County and \$67,883,026 is special assessment debt for which the County is liable in the event of default by the property owner subject to the assessment. The County's long-term bonded debt increased \$24,630,002 (21.8%) during the current fiscal year.

**Long-term Debt
As of December 31, 2002**

	Governmental Activities	Business-type Activities	Total
General Obligation Bonds	\$ 69,668,532	\$ 67,883,026	\$ 137,551,558
General Obligation Notes	1,731,922	-	1,731,922
Tax Anticipation Notes	13,460,000	-	13,460,000
OWDA Loans	-	26,485,727	26,485,727
OPWC Loans	-	812,500	812,500
ODD Loans	-	29,458	29,458
Total	<u>\$ 84,860,454</u>	<u>\$ 95,210,711</u>	<u>\$ 180,071,165</u>

During the current fiscal year, the County refinanced some of its existing debt to take advantage of favorable interest rates.

The County also entered into general obligation bond refinancing that is expected to decrease future debt service payments by \$1,641,221.

The County's outstanding uninsured general obligation bonds are currently rated "AA-" by Standard & Poor's Rating Services, "Aa2" by Moody's Investors Service, and "AA" by Fitch Ratings. Certain of the County's general obligation bonds are insured by AMBAC Indemnity Corporation, MBIA Insurance Corporation, and Financial Guaranty Insurance Company (FGIC). All of those insured general obligation bonds are rated "Aaa" by Moody's and "AAA" by Standard & Poor's. The bonds insured by FGIC are also rated "AAA" by Fitch. State statute limits the total amount of debt a government entity may issue. The current debt limitation for the County is \$215,045,815, which is significantly higher than the County's outstanding net debt.

In addition to the bonded debt, the County's other long-term obligations include compensated absences, claims and judgments, and capital leases. Additional information on the County's long-term debt can be found in Note 18 of this report. Notes 15 and 16 discuss capital leases and compensated absences.

Interest and fiscal charges amounted to 1.0% of the total expenses for governmental activities.

ECONOMIC FACTORS AND NEXT YEAR'S BUDGETS AND RATES

The unemployment rate for the County is currently 5.5%, which increased from a rate of 4.3% a year ago. This rate is less than the State's average unemployment rate of 5.7% and the national average of 5.8%.

Inflationary trends in the region compare favorably to national indices.

All of these factors were considered in preparing the County's budget for 2002. At the end of the fiscal year 2002, unreserved fund balance in the General Fund increased to \$66,878,754.

REQUESTS FOR INFORMATION

This financial report is designed to provide a general overview of the County's finances for all those with an interest in its finances and to show the County's accountability for the money it receives. Questions concerning any of the information provided in this report or requests for additional information should be addressed to the County of Summit Fiscal Office, 175 South Main Street - Suite 400, Akron, Ohio 44308-1354.

County of Summit, Ohio

**Statement of Net Assets
December 31, 2002**

	Primary Government			Component Unit
	Governmental Activities	Business-type Activities	Total	Edwin Shaw Hospital
Assets				
Equity in Pooled Cash and Investments	\$ 216,159,817	\$ 15,962,337	\$ 232,122,154	\$ -
Cash and Cash Equivalents - Segregated Accounts	3,234,937	53,726	3,288,663	1,725,643
Receivables (Net of Allowance for Uncollectibles)				
Taxes	133,747,129	-	133,747,129	-
Accounts	3,194,654	6,720,086	9,914,740	4,497,802
Special Assessments	448,839	2,288,735	2,737,574	-
Accrued Interest	1,192,415	28,399	1,220,814	-
Loans	3,652,604	-	3,652,604	-
Internal Balances	34,732	(34,732)	-	-
Due From Other Governments	57,805,831	61,179	57,867,010	-
Material and Supplies Inventory	1,324,397	171,696	1,496,093	160,959
Prepaid Items	593,926	77,622	671,548	399,698
Deferred Charges	363,440	439,435	802,875	-
Nondepreciable Capital Assets	17,815,149	25,476,472	43,291,621	46,134
Depreciable Capital Assets, Net	181,264,937	195,713,533	376,978,470	7,261,359
<i>Total Assets</i>	<u>620,832,807</u>	<u>246,958,488</u>	<u>867,791,295</u>	<u>14,091,595</u>
Liabilities				
Accounts Payable	18,943,104	987,921	19,931,025	1,204,585
Accrued Salaries and Wages Payable	5,831,089	288,895	6,119,984	560,573
Deferred Revenue	107,257,391	-	107,257,391	-
Contract Retainage Payable	23,675	51,768	75,443	-
Matured Bonds and Interest Payable	24,122	5,586	29,708	-
Accrued Interest Payable	371,859	854,723	1,226,582	-
Due To Other Governments	4,187,595	158,574	4,346,169	481,532
Deposits Held and Due To Others	88,627	148,845	237,472	-
Insurance Claims Payable	9,537,741	-	9,537,741	-
Long-term Liabilities:				
Due Within One Year	13,889,486	4,270,551	18,160,037	874,616
Due In More Than One Year	104,892,722	90,603,914	195,496,636	1,127,799
<i>Total Liabilities</i>	<u>265,047,411</u>	<u>97,370,777</u>	<u>362,418,188</u>	<u>4,249,105</u>
Net Assets				
Invested in Capital Assets, Net of Related Debt	154,178,082	132,591,580	286,769,662	6,948,661
Restricted for:				
Capital Projects	26,976,026	-	26,976,026	-
Debt Service	3,697,299	-	3,697,299	-
Other Purposes	102,759,359	-	102,759,359	7,884
Unrestricted	68,174,630	16,996,131	85,170,761	2,885,945
<i>Total Net Assets</i>	<u>\$ 355,785,396</u>	<u>\$ 149,587,711</u>	<u>\$ 505,373,107</u>	<u>\$ 9,842,490</u>

The Notes to Financial Statements are an integral part of this statement.

County of Summit, Ohio

**Statement of Activities
For the Year Ended December 31, 2002**

	Program Revenues				Net (Expense) Revenue and Changes in Net Assets			
	Expenses	Charges for Services and Sales	Operating Grants, and Contributions	Capital Grants and Contributions	Primary Government			Component Unit
					Governmental Activities	Business-type Activities	Total	Edwin Shaw Hospital
Primary Government								
Governmental Activities:								
General Government:								
Legislative and Executive	\$ 31,123,445	\$ 17,626,651	\$ 485,606	\$ -	\$ (13,011,188)		\$ (13,011,188)	
Judicial	28,677,882	4,693,264	3,019,826	-	(20,964,792)		(20,964,792)	
Public Safety	57,265,018	11,338,843	10,370,063	-	(35,556,112)		(35,556,112)	
Public Works	16,543,844	214,751	8,679,975	-	(7,649,118)		(7,649,118)	
Health	108,913,426	1,388,571	49,520,454	-	(58,004,401)		(58,004,401)	
Economic Development	5,363,942	61,522	3,747,503	-	(1,554,917)		(1,554,917)	
Human Services	120,340,054	6,131,110	80,472,958	-	(33,735,986)		(33,735,986)	
Recreation	4,385,439	-	-	-	(4,385,439)		(4,385,439)	
Intergovernmental	333,022	-	-	-	(333,022)		(333,022)	
Other	6,266,096	-	-	-	(6,266,096)		(6,266,096)	
Interest and Fiscal Charges	3,934,615	-	-	-	(3,934,615)		(3,934,615)	
<i>Total Governmental Activities</i>	<u>383,146,783</u>	<u>41,454,712</u>	<u>156,296,385</u>	<u>-</u>	<u>(185,395,686)</u>		<u>(185,395,686)</u>	
Business-type Activities:								
Water	2,514,130	762,349	-	9,200	-	\$ (1,742,581)	(1,742,581)	
Sewer	30,836,191	25,603,567	-	7,686,424	-	2,453,800	2,453,800	
<i>Total Business-type Activities</i>	<u>33,350,321</u>	<u>26,365,916</u>	<u>-</u>	<u>7,695,624</u>	<u>-</u>	<u>711,219</u>	<u>711,219</u>	
<i>Total - Primary Government</i>	<u>\$ 416,497,104</u>	<u>\$ 67,820,628</u>	<u>\$ 156,296,385</u>	<u>\$ 7,695,624</u>	<u>(185,395,686)</u>	<u>711,219</u>	<u>(184,684,467)</u>	
Component Unit								
Edwin Shaw Hospital	\$ 25,667,467	\$ 23,962,446	\$ -	\$ -				\$ (1,705,021)
General Revenues								
Property Taxes Levied for:								
General Purposes					125,268,068	-	125,268,068	-
Debt Service					5,187,233	-	5,187,233	-
Sales Tax Levied for:								
General Purposes					33,062,542	-	33,062,542	-
Other Taxes					11,484,956	-	11,484,956	-
Sale of Capital Asset					-	28,600	28,600	-
Unrestricted Contributions					13,949,344	-	13,949,344	-
Investment Earnings					9,851,578	150,443	10,002,021	34,989
Miscellaneous					1,252,908	759,326	2,012,234	402,649
<i>Total General Revenues</i>					<u>200,056,629</u>	<u>938,369</u>	<u>200,994,998</u>	<u>437,638</u>
Extraordinary Item					-	(1,154)	(1,154)	-
Transfers					91,807	(91,807)	-	-
<i>Total General Revenues, Special Item, Contribution and Transfers</i>					<u>200,148,436</u>	<u>845,408</u>	<u>200,993,844</u>	<u>437,638</u>
<i>Change in Net Assets</i>					<u>14,752,750</u>	<u>1,556,627</u>	<u>16,309,377</u>	<u>(1,267,383)</u>
Net Assets Beginning of Year - (See Note 3)					<u>341,032,646</u>	<u>148,031,084</u>	<u>489,063,730</u>	<u>11,109,873</u>
<i>Net Assets End of Year</i>					<u>\$ 355,785,396</u>	<u>\$ 149,587,711</u>	<u>\$ 505,373,107</u>	<u>\$ 9,842,490</u>

The Notes to Financial Statements are an integral part of this statement.

This page left blank intentionally

County of Summit, Ohio

**Balance Sheet
Governmental Funds
December 31, 2002**

	General	Job & Family Services	Children Services Board	Alcohol, Drug Addiction & Mental Health	Board of Mental Retardation
Assets					
Equity in Pooled Cash and Investments	\$ 65,076,270	\$ 720,121	\$ 47,755,394	\$ 10,293,805	\$ 10,625,000
Cash and Cash Equivalents - Segregated Accounts	281,797	-	2,148,054	-	250
Receivables (Net of Allowance for Uncollectibles)					
Taxes	27,563,517	-	23,653,008	20,427,196	37,205,735
Accounts	130,549	6,337	31,595	13,881	102,968
Special Assessments	-	-	-	-	-
Accrued Interest	1,028,400	-	20,686	-	-
Loans	-	-	-	-	-
Due From Other Funds	1,077,684	-	154,488	343	11,418
Due From Other Governments	12,063,404	12,330,831	3,958,939	5,582,736	3,779,507
Material and Supplies Inventory	91,112	44,410	-	-	186,190
Prepaid Items	405,992	938	123,477	15,737	24,224
<i>Total Assets</i>	<u>\$ 107,718,725</u>	<u>\$ 13,102,637</u>	<u>\$ 77,845,641</u>	<u>\$ 36,333,698</u>	<u>\$ 51,935,292</u>
Liabilities					
Accounts Payable	\$ 1,379,837	\$ 4,665,187	\$ 1,866,453	\$ 4,043,796	\$ 1,204,254
Accrued Salaries and Wages Payable	2,355,543	584,307	874,851	55,832	976,211
Deferred Revenue	31,395,276	7,459,237	24,957,759	24,821,413	39,262,304
Contract Retainage Payable	-	-	-	-	-
Matured Bonds and Interest Payable	-	-	-	-	-
Compensated Absences	153,409	21,537	22,686	-	80,778
Due To Other Funds	984,830	371,245	282,187	24,493	334,488
Due To Other Governments	282,413	1,124	785,706	482,759	28,985
Deposits Held and Due To Others	-	-	-	-	1,502
Insurance Claims Payable	-	-	-	-	565,890
<i>Total Liabilities</i>	<u>36,551,308</u>	<u>13,102,637</u>	<u>28,789,642</u>	<u>29,428,293</u>	<u>42,454,412</u>
Fund Balances					
Reserved for Encumbrances	4,197,551	5,377,642	2,163,357	-	801,864
Reserved for Prepaid Items	-	-	123,477	-	-
Reserved for Material & Supplies	91,112	44,410	-	-	186,190
Reserved for Loans	-	-	-	-	-
Unreserved (Deficit):					
General	66,878,754	-	-	-	-
Special Revenue	-	(5,422,052)	46,769,165	6,905,405	8,492,826
Debt Service	-	-	-	-	-
Capital Projects	-	-	-	-	-
<i>Total Fund Balances</i>	<u>71,167,417</u>	<u>-</u>	<u>49,055,999</u>	<u>6,905,405</u>	<u>9,480,880</u>
<i>Total Liabilities and Fund Balances</i>	<u>\$ 107,718,725</u>	<u>\$ 13,102,637</u>	<u>\$ 77,845,641</u>	<u>\$ 36,333,698</u>	<u>\$ 51,935,292</u>

The Notes to Financial Statements are an integral part of this statement.

County of Summit, Ohio

*Reconciliation of Total Governmental Fund Balances to
Net Assets of Governmental Activities
December 31, 2002*

Debt Service	Other Governmental Funds	Total Governmental Funds
\$ 2,695,437	\$ 61,912,668	\$ 199,078,695
-	800,437	3,230,538
19,400,789	5,496,884	133,747,129
2,850,153	57,816	3,193,299
-	448,839	448,839
-	143,329	1,192,415
-	3,652,604	3,652,604
-	10,179	1,254,112
7,341,867	12,664,545	57,721,829
-	911,148	1,232,860
-	20,661	591,029
<u>\$ 32,288,246</u>	<u>\$ 86,119,110</u>	<u>\$ 405,343,349</u>
\$ -	\$ 5,534,127	\$ 18,693,654
-	941,614	5,788,358
28,882,453	13,725,607	170,504,049
-	23,675	23,675
24,122	-	24,122
-	1,621	280,031
-	1,498,743	3,495,986
-	1,085,438	2,666,425
-	87,125	88,627
-	-	565,890
<u>28,906,575</u>	<u>22,897,950</u>	<u>202,130,817</u>
-	31,725,854	44,266,268
-	-	123,477
-	911,148	1,232,860
-	3,652,604	3,652,604
-	-	66,878,754
-	7,403,074	64,148,418
3,381,671	-	3,381,671
-	19,528,480	19,528,480
<u>3,381,671</u>	<u>63,221,160</u>	<u>203,212,532</u>
<u>\$ 32,288,246</u>	<u>\$ 86,119,110</u>	<u>\$ 405,343,349</u>

Total Governmental Funds Balances \$ 203,212,532

Amounts reported for governmental activities in the statement of net assets are different because

Capital assets used in governmental activities are not financial resources and therefore are not reported in the funds 199,080,086

Other long-term assets are not available to pay for current-period expenditures and therefore are deferred in the funds:

Property Taxes	19,156,532	
Sales and Use Tax	3,208,207	
Charges for Services	2,818,413	
Intergovernmental	34,376,814	
Special Assessment	448,839	
Investment Income	687,239	
Other	2,550,614	
Interest and Fiscal Charges	363,440	
Total		63,610,098

An internal service fund is used by management to charge the costs of insurance to individual funds. The assets and liabilities of the internal service fund are included in governmental activities in the statement of net assets.

Net Assets of Internal Service Funds	8,629,210	
Capital Assets (included above)	(176,822)	
Compensated Absences (included below)	150,610	
Capital Leases (included below)	197,511	
Internal Balance Elimination	(43,793)	
Total		8,756,716

Long-term liabilities, including bonds payable and accrued interest payable, are not due and payable in the current period and therefore are not reported in the funds:

Accrued Interest Payable	(371,859)	
Compensated Absences	(18,624,833)	
Claims and Judgements	(13,038,680)	
Capital Leases	(781,703)	
General Obligation Debt	(86,056,961)	
Total		(118,874,036)

Net Assets of Governmental Activities

\$ 355,785,396

County of Summit, Ohio

*Statement of Revenues, Expenditures and Changes in Fund Balances
Governmental Funds
For the Year Ended December 31, 2002*

	General	Job & Family Services	Children Services Board	Alcohol, Drug Addiction & Mental Health	Board of Mental Retardation
Revenues					
Taxes:					
Property	\$ 18,003,551	\$ -	\$ 26,194,371	\$ 19,143,759	\$ 35,197,796
Sales and Use	33,081,046	-	-	-	-
Other	7,366,560	-	-	-	-
Licenses and Permits	87,428	-	-	-	-
Charges for Services	22,234,492	46,005	4,587,258	343	733,856
Fines and Forfeitures	580,934	187,933	-	-	-
Intergovernmental	17,555,046	53,882,010	14,597,364	34,738,281	20,398,342
Special Assessments	-	-	-	-	-
Investment Income	9,409,886	-	268,045	-	385
Other	3,815,556	1,419,123	700,368	814,293	323,575
<i>Total Revenues</i>	<u>112,134,499</u>	<u>55,535,071</u>	<u>46,347,406</u>	<u>54,696,676</u>	<u>56,653,954</u>
Expenditures					
General Government:					
Legislative and Executive	20,348,226	-	-	-	-
Judicial	22,009,919	-	-	-	-
Public Safety	46,411,812	-	-	-	-
Public Works	-	-	-	-	-
Health	680,996	-	-	56,577,778	49,677,583
Economic Development	820,255	-	-	-	-
Human Services	7,012,345	58,550,838	45,185,591	-	-
Recreation	19,034	-	-	-	-
Intergovernmental	333,022	-	-	-	-
Other	1,592,473	-	-	-	-
Capital Outlay	679	-	-	-	-
Debt Service:					
Principal Retirement	-	-	-	-	-
Interest and Fiscal Charges	-	-	-	-	-
<i>Total Expenditures</i>	<u>99,228,761</u>	<u>58,550,838</u>	<u>45,185,591</u>	<u>56,577,778</u>	<u>49,677,583</u>
<i>Excess (Deficiency) of Revenues Over (Under) Expenditures</i>	<u>12,905,738</u>	<u>(3,015,767)</u>	<u>1,161,815</u>	<u>(1,881,102)</u>	<u>6,976,371</u>
Other Financing Sources (Uses)					
Sale of Capital Assets	3,750	1,300	-	-	-
Capital Lease Proceeds	123,723	-	-	-	135,821
Bond Proceeds	-	-	-	-	-
Premium on Debt Issuance	-	-	-	-	-
Transfers In	-	4,236,073	-	-	19,097
Transfers Out	(4,914,331)	(1,221,606)	-	-	(533,333)
<i>Total Other Financing Sources (Uses)</i>	<u>(4,786,858)</u>	<u>3,015,767</u>	<u>-</u>	<u>-</u>	<u>(378,415)</u>
<i>Net Change in Fund Balances</i>	8,118,880	-	1,161,815	(1,881,102)	6,597,956
Fund Balances Beginning of Year - Restated (See Note 3)	63,048,537	-	47,894,184	8,786,507	2,882,924
<i>Fund Balances End of Year</i>	<u>\$ 71,167,417</u>	<u>\$ -</u>	<u>\$ 49,055,999</u>	<u>\$ 6,905,405</u>	<u>\$ 9,480,880</u>

The Notes to Financial Statements are an integral part of this statement.

County of Summit, Ohio

***Reconciliation of the Statement of Revenues, Expenditures and Changes
in Fund Balances - Governmental Funds to the Statement of Activities
For the Year Ended December 31, 2002***

Debt Service	Other Governmental Funds	Total Governmental Funds
\$ 6,550,739	\$ 3,695,466	\$ 108,785,682
-	-	33,081,046
-	4,118,396	11,484,956
-	335,912	423,340
-	11,416,143	39,018,097
-	547,725	1,316,592
618,289	31,332,744	173,122,076
-	198,668	198,668
-	269,518	9,947,834
215,103	3,614,393	10,902,411
<u>7,384,131</u>	<u>55,528,965</u>	<u>388,280,702</u>
-	8,613,407	28,961,633
-	1,938,221	23,948,140
-	12,310,576	58,722,388
-	17,000,157	17,000,157
-	567,664	107,504,021
-	4,045,010	4,865,265
-	11,544,970	122,293,744
-	4,366,405	4,385,439
-	-	333,022
-	-	1,592,473
-	19,063,603	19,064,282
6,728,371	-	6,728,371
4,140,219	86,301	4,226,520
<u>10,868,590</u>	<u>79,536,314</u>	<u>399,625,455</u>
(3,484,459)	(24,007,349)	(11,344,753)
-	116,415	121,465
-	22,462	282,006
-	29,030,000	29,030,000
1,226,420	-	1,226,420
1,936,727	1,313,575	7,505,472
-	(744,395)	(7,413,665)
<u>3,163,147</u>	<u>29,738,057</u>	<u>30,751,698</u>
(321,312)	5,730,708	19,406,945
<u>3,702,983</u>	<u>57,490,452</u>	<u>183,805,587</u>
<u>\$ 3,381,671</u>	<u>\$ 63,221,160</u>	<u>\$ 203,212,532</u>

Net Change in Fund Balances - Total Governmental Funds \$ 19,406,945

***Amounts reported for governmental activities in the
statement of activities are different because***

Governmental funds report capital outlays as expenditures. However, in the statement of activities, the cost of those assets is allocated over their estimated useful lives as depreciation expense. This is the amount by which capital outlays exceeded depreciation in the current period. 23,959,161

Governmental funds only report the disposal of fixed assets to the extent proceeds are received from the sale. In the statement of activities, a gain or loss is reported for each disposal. (9,925,754)

Revenues in the statement of activities that do not provide current financial resources are not reported as revenues in the funds.

Property Taxes	(1,023,559)
Sales and Use Tax	(18,504)
Charges for Services	261,106
Intergovernmental	4,951,203
Special Assessments	(165,639)
Investment Income	(152,864)
Other	(82,233)
Capital Lease Proceeds	(282,006)
General Obligation Bond Proceeds	(29,030,000)
Premium on Debt Issuance	(1,226,420)
Total	(26,768,916)

Repayment of long-term debt principal is an expenditure in the governmental funds, but the repayment reduces long-term liabilities in the statement of net assets.

Bond Principal Payments	6,728,371
Capital Lease Principal Payments	406,719
Total	7,135,090

In the statement of activities, interest is accrued on outstanding bonds, whereas in governmental funds, an interest expenditure is reported when due. (66,959)

Some expenses reported in the statement of activities, do not require the use of current financial resources and therefore are not reported as expenditures in governmental funds.

Issuance Costs	372,526
Compensated Absences	(1,747,921)
Claims and Judgements	1,308,399
Total	(66,996)

The internal service funds used by management to charge the the costs of insurance and workers' compensation to individual funds are not reported in the entity-wide statement of activities. Governmental fund expenditures and related internal service fund revenues are eliminated. 1,080,179

Change in Net Assets of Governmental Activities \$ 14,752,750

County of Summit, Ohio

**Statement of Revenues, Expenditures and Changes In Fund Balance
Budget (Non-GAAP Basis) and Actual
General Fund
For the Year Ended December 31, 2002**

	Budgeted Amounts		Actual	Variance With Final Budget
	Original	Final		
Revenues				
Taxes:				
Property	\$ 17,964,000	\$ 17,964,000	\$ 19,231,872	\$ 1,267,872
Sales and Use	31,000,000	31,000,000	33,481,657	2,481,657
Other	6,500,000	6,500,000	7,366,560	866,560
Licenses and Permits	50,000	50,000	45,739	(4,261)
Charges for Services	18,168,867	19,077,505	21,523,492	2,445,987
Fines and Forfeitures	545,000	545,000	617,629	72,629
Intergovernmental	15,052,175	14,248,600	14,732,055	483,455
Investment Income	11,179,498	11,179,498	8,981,792	(2,197,706)
Other	3,545,550	3,463,324	4,635,177	1,171,853
<i>Total Revenue</i>	<u>104,005,090</u>	<u>104,027,927</u>	<u>110,615,973</u>	<u>6,588,046</u>
Expenditures				
General Government:				
Legislative and Executive	22,282,752	26,365,913	24,135,874	2,230,039
Judicial	21,960,700	22,852,069	22,410,901	441,168
Public Safety	46,614,914	48,977,642	48,008,113	969,529
Public Works	200,000	200,000	200,000	-
Health	825,000	1,028,857	803,857	225,000
Economic Development	943,770	951,007	825,273	125,734
Human Services	8,459,805	14,656,407	14,052,356	604,051
Capital Outlay	-	5,581	5,581	-
Other	1,900,515	2,221,696	2,080,509	141,187
<i>Total Expenditures</i>	<u>103,187,456</u>	<u>117,259,172</u>	<u>112,522,464</u>	<u>4,736,708</u>
<i>Excess (Deficiency) of Revenues Over (Under) Expenditures</i>	817,634	(13,231,245)	(1,906,491)	11,324,754
Other Financing Sources (Uses):				
Other Financing Sources	930,000	930,000	889,523	(40,477)
<i>Excess (Deficiency) of Revenues and Other Financing Sources Over Expenditures and Other (Uses)</i>	1,747,634	(12,301,245)	(1,016,968)	11,284,277
Fund Balance - Beginning	16,471,009	16,471,009	16,471,009	
Prior Year Encumbrance Appropriations	9,859,827	9,859,827	9,859,827	
<i>Fund Balance - Ending</i>	<u>\$ 28,078,470</u>	<u>\$ 14,029,591</u>	<u>\$ 25,313,868</u>	<u>\$ 11,284,277</u>

The Notes to Financial Statements are an integral part of this statement.

County of Summit, Ohio

***Statement of Revenues, Expenditures and Changes In Fund Balance
Budget (Non-GAAP Basis) and Actual
Job & Family Services Fund
For the Year Ended December 31, 2002***

	Budgeted Amounts		Actual	Variance With Final Budget
	Original	Final		
Revenues				
Charges for Services	\$ 6,486	\$ 7,774	\$ 3,085	\$ (4,689)
Fines and Forfeitures	188,084	225,453	187,933	(37,520)
Intergovernmental	63,402,572	76,557,123	63,421,119	(13,136,004)
Other	531,823	637,487	532,290	(105,197)
<i>Total Revenue</i>	<u>64,128,965</u>	<u>77,427,837</u>	<u>64,144,427</u>	<u>(13,283,410)</u>
Expenditures				
Human Services	65,692,047	76,988,527	73,112,219	3,876,308
<i>Total Expenditures</i>	<u>65,692,047</u>	<u>76,988,527</u>	<u>73,112,219</u>	<u>3,876,308</u>
<i>Excess (Deficiency) of Revenues Over (Under) Expenditures</i>	(1,563,082)	439,310	(8,967,792)	(9,407,102)
Other Financing Sources (Uses):				
Other Financing Sources	927,447	1,111,715	925,231	(186,484)
<i>Excess (Deficiency) of Revenues and Other Financing Sources Over Expenditures and Other (Uses)</i>	(635,635)	1,551,025	(8,042,561)	(9,593,586)
Fund (Deficit) - Beginning	(12,590,591)	(12,590,591)	(12,590,591)	
Prior Year Encumbrance Appropriations	11,296,480	11,296,480	11,296,480	
<i>Fund Balance (Deficit) - Ending</i>	<u>\$ (1,929,746)</u>	<u>\$ 256,914</u>	<u>\$ (9,336,672)</u>	<u>\$ (9,593,586)</u>

The Notes to Financial Statements are an integral part of this statement.

County of Summit, Ohio

*Statement of Revenues, Expenditures and Changes In Fund Balance
Budget (Non-GAAP Basis) and Actual
Children Services Board Fund
For the Year Ended December 31, 2002*

	Budgeted Amounts		Actual	Variance With Final Budget
	Original	Final		
Revenues				
Property Taxes	\$ 24,925,000	\$ 25,238,475	\$ 24,644,628	\$ (593,847)
Charges For Services	3,278,993	3,278,993	4,977,526	1,698,533
Intergovernmental	10,628,411	10,914,752	16,242,018	5,327,266
Other	250,597	250,597	380,652	130,055
<i>Total Revenue</i>	<u>39,083,001</u>	<u>39,682,817</u>	<u>46,244,824</u>	<u>6,562,007</u>
Expenditures				
Human Services	41,880,340	49,934,272	48,470,148	1,464,124
<i>Total Expenditures</i>	<u>41,880,340</u>	<u>49,934,272</u>	<u>48,470,148</u>	<u>1,464,124</u>
<i>(Deficiency) of Revenues Over Expenditures</i>	(2,797,339)	(10,251,455)	(2,225,324)	8,026,131
Fund Balance - Beginning	41,093,116	41,093,116	41,093,116	
Prior Year Encumbrance Appropriations	3,144,408	3,144,408	3,144,408	
<i>Fund Balance - Ending</i>	<u>\$ 41,440,185</u>	<u>\$ 33,986,069</u>	<u>\$ 42,012,200</u>	<u>\$ 8,026,131</u>

The Notes to Financial Statements are an integral part of this statement.

County of Summit, Ohio

***Statement of Revenues, Expenditures and Changes In Fund Balance
Budget (Non-GAAP Basis) and Actual
Alcohol, Drug Addiction & Mental Health Fund
For the Year Ended December 31, 2002***

	Budgeted Amounts		Actual	Variance With Final Budget
	Original	Final		
Revenues				
Property Taxes	\$ 20,442,357	\$ 20,904,219	\$ 20,261,262	\$ (642,957)
Intergovernmental	32,774,306	32,774,306	34,086,544	1,312,238
Other	768,122	768,122	800,412	32,290
<i>Total Revenue</i>	<u>53,984,785</u>	<u>54,446,647</u>	<u>55,148,218</u>	<u>701,571</u>
Expenditures				
Health	53,967,352	58,328,595	58,104,905	223,690
<i>Total Expenditures</i>	<u>53,967,352</u>	<u>58,328,595</u>	<u>58,104,905</u>	<u>223,690</u>
<i>Excess (Deficiency) of Revenues Over (Under) Expenditures</i>	17,433	(3,881,948)	(2,956,687)	925,261
Fund Balance - Beginning	8,862,378	8,862,378	8,862,378	
Prior Year Encumbrance Appropriations	1,237,482	1,237,482	1,237,482	
<i>Fund Balance - Ending</i>	<u>\$ 10,117,293</u>	<u>\$ 6,217,912</u>	<u>\$ 7,143,173</u>	<u>\$ 925,261</u>

The Notes to Financial Statements are an integral part of this statement.

County of Summit, Ohio

***Statement of Revenues, Expenditures and Changes In Fund Balance
Budget (Non-GAAP Basis) and Actual
Board of Mental Retardation Fund
For the Year Ended December 31, 2002***

	Budgeted Amounts		Actual	Variance With Final Budget
	Original	Final		
Revenues				
Property Taxes	\$ 38,420,644	\$ 38,390,331	\$ 37,518,185	\$ (872,146)
Charges for Services	346,188	346,188	250,680	(95,508)
Intergovernmental	906,748	906,748	1,025,167	118,419
Other	15,792,109	15,792,109	17,851,223	2,059,114
Investment Income	-	-	414	414
<i>Total Revenue</i>	<u>55,465,689</u>	<u>55,435,376</u>	<u>56,645,669</u>	<u>1,210,293</u>
Expenditures				
Health	56,918,048	61,005,739	55,055,696	5,950,043
<i>Total Expenditures</i>	<u>56,918,048</u>	<u>61,005,739</u>	<u>55,055,696</u>	<u>5,950,043</u>
<i>Excess (Deficiency) of Revenues Over (Under) Expenditures</i>	<u>(1,452,359)</u>	<u>(5,570,363)</u>	<u>1,589,973</u>	<u>7,160,336</u>
Other Financing Sources (Uses)				
Transfers In	6,625,000	6,625,000	5,621,867	(1,003,133)
Transfers Out	(7,636,103)	(6,136,103)	(6,136,103)	-
<i>Total Other Financing Sources (Uses)</i>	<u>(1,011,103)</u>	<u>488,897</u>	<u>(514,236)</u>	<u>(1,003,133)</u>
<i>Excess (Deficiency) of Revenues and Other Financing Sources Over Expenditures and Other (Uses)</i>	<u>(2,463,462)</u>	<u>(5,081,466)</u>	<u>1,075,737</u>	<u>6,157,203</u>
Fund Balance - Beginning	4,508,824	4,508,824	4,508,824	
Prior Year Encumbrance Appropriations	1,087,691	1,087,691	1,087,691	
<i>Fund Balance - Ending</i>	<u>\$ 3,133,053</u>	<u>\$ 515,049</u>	<u>\$ 6,672,252</u>	<u>\$ 6,157,203</u>

The Notes to Financial Statements are an integral part of this statement.

County of Summit, Ohio

***Statement of Revenues, Expenditures and Changes In Fund Balance
Budget (Non-GAAP Basis) and Actual
Debt Service Fund
For the Year Ended December 31, 2002***

	Budgeted Amounts		Actual	Variance With Final Budget
	Original	Final		
Revenues				
Property Taxes	\$ 3,551,432	\$ 3,551,432	\$ 3,759,651	\$ 208,219
Intergovernmental	-	-	49,716	49,716
Other	-	-	6,528,335	6,528,335
<i>Total Revenue</i>	<u>3,551,432</u>	<u>3,551,432</u>	<u>10,337,702</u>	<u>6,786,270</u>
Expenditures				
Debt Service	<u>15,860,000</u>	<u>16,640,000</u>	<u>16,556,343</u>	<u>83,657</u>
<i>Total Expenditures</i>	<u>15,860,000</u>	<u>16,640,000</u>	<u>16,556,343</u>	<u>83,657</u>
<i>(Deficiency) of Revenues Over Expenditures</i>	<u>(12,308,568)</u>	<u>(13,088,568)</u>	<u>(6,218,641)</u>	<u>6,869,927</u>
Other Financing Sources (Uses):				
Transfers In	6,035,509	6,035,509	-	(6,035,509)
Bond Proceeds	-	6,000,000	6,000,000	-
Total Other Financing Sources (Uses)	<u>6,035,509</u>	<u>12,035,509</u>	<u>6,000,000</u>	<u>(6,035,509)</u>
<i>(Deficiency) of Revenues and Other Financing Sources Over Expenditures and Other (Uses)</i>	<u>(6,273,059)</u>	<u>(1,053,059)</u>	<u>(218,641)</u>	<u>834,418</u>
Fund Balance - Beginning	<u>2,542,157</u>	<u>2,542,157</u>	<u>2,542,157</u>	
<i>Fund Balance (Deficit) - Ending</i>	<u>\$ (3,730,902)</u>	<u>\$ 1,489,098</u>	<u>\$ 2,323,516</u>	<u>\$ 834,418</u>

The Notes to Financial Statements are an integral part of this statement.

County of Summit, Ohio

**Statement of Net Assets
Proprietary Funds
December 31, 2002**

	Business-type Activities			Governmental
	Water Revenue	Sewer Revenue	Total	Internal Service Funds
Assets				
<i>Current Assets:</i>				
Equity in Pooled Cash and Cash Equivalents	\$ 5,960,300	\$ 10,002,037	\$ 15,962,337	\$ 17,081,122
Cash and Cash Equivalents - Segregated Accounts	62	53,664	53,726	4,399
Receivables (Net of Allowance for Uncollectibles)				
Accounts	151,677	6,568,409	6,720,086	1,355
Special Assessments	166,017	2,122,718	2,288,735	-
Accrued Interest	5,961	22,438	28,399	-
Due From Other Funds	-	301	301	1,650,500
Due From Other Governments	-	61,179	61,179	-
Material and Supplies Inventory	8,098	163,598	171,696	91,537
Prepaid Items	3,229	74,393	77,622	2,897
<i>Total Current Assets</i>	<u>6,295,344</u>	<u>19,068,737</u>	<u>25,364,081</u>	<u>18,831,810</u>
<i>Noncurrent Assets:</i>				
Deferred Charges	-	439,435	439,435	-
<i>Capital Assets:</i>				
Nondepreciable Capital Assets	202,205	25,274,267	25,476,472	-
Depreciable Capital Assets, Net	6,483,055	189,230,478	195,713,533	176,822
<i>Total Noncurrent Assets</i>	<u>6,685,260</u>	<u>214,944,180</u>	<u>221,629,440</u>	<u>176,822</u>
<i>Total Assets</i>	<u>12,980,604</u>	<u>234,012,917</u>	<u>246,993,521</u>	<u>19,008,632</u>
Liabilities				
<i>Current Liabilities:</i>				
Accounts Payable	13,927	973,994	987,921	249,450
Accrued Salaries and Wages Payable	24,963	263,932	288,895	42,731
Contract Retainage Payable	-	51,768	51,768	-
Matured Bonds and Interest Payable	128	5,458	5,586	-
Accrued Interest Payable	1,074	853,649	854,723	-
Compensated Absences	3,864	282,441	286,305	41,869
Due To Other Funds	8,481	104,477	112,958	13,555
Due To Other Governments	23,357	101,085	124,442	753,714
Deposits Held and Due To Others	-	148,845	148,845	-
Insurance Claims Payable	-	-	-	8,971,851
General Obligation Bonds Payable	72,931	2,464,909	2,537,840	-
Capital Leases Payable	-	-	-	28,679
OWDA Loans Payable	58,218	1,262,025	1,320,243	-
OPWC Loans Payable	-	62,500	62,500	-
ODD Loans Payable	-	29,458	29,458	-
WPCLF Loans Payable	-	34,205	34,205	-
<i>Total Current Liabilities</i>	<u>206,943</u>	<u>6,638,746</u>	<u>6,845,689</u>	<u>10,101,849</u>
<i>Long-term Liabilities:</i>				
Compensated Absences	10,034	733,534	743,568	108,741
General Obligation Bonds Payable	227,349	63,533,799	63,761,148	-
Capital Leases Payable	-	-	-	168,832
OWDA Loans Payable	608,861	24,556,623	25,165,484	-
OPWC Loans Payable	-	750,000	750,000	-
WPCLF Loans Payable	-	183,714	183,714	-
<i>Total Long-term Liabilities</i>	<u>846,244</u>	<u>89,757,670</u>	<u>90,603,914</u>	<u>277,573</u>
<i>Total Liabilities</i>	<u>1,053,187</u>	<u>96,396,416</u>	<u>97,449,603</u>	<u>10,379,422</u>
Net Assets				
Invested in Capital Assets, Net of Related Debt	5,717,901	126,873,679	132,591,580	-
Unrestricted	6,209,516	10,742,822	16,952,338	8,629,210
<i>Total Net Assets</i>	<u>\$ 11,927,417</u>	<u>\$ 137,616,501</u>	<u>149,543,918</u>	<u>\$ 8,629,210</u>
Adjustment to reflect the consolidation of internal service fund activities related to enterprise fund			43,793	
<i>Net assets of business-type activities</i>			<u>\$ 149,587,711</u>	

The Notes to Financial Statements are an integral part of this statement.

County of Summit, Ohio

*Statement of Revenues, Expenses and Changes in Fund Net Assets
Proprietary Funds
For the Year Ended December 31, 2002*

	Business-type Activities			Governmental
	Water Revenue	Sewer Revenue	Total	Internal Service Funds
Operating Revenues				
Charges for Services	\$ 762,349	\$ 25,603,567	\$ 26,365,916	\$ 25,841,439
Other	13,845	745,481	759,326	1,049,814
<i>Total Operating Revenues</i>	<u>776,194</u>	<u>26,349,048</u>	<u>27,125,242</u>	<u>26,891,253</u>
Operating Expenses				
Personal Services	723,263	8,840,685	9,563,948	1,046,065
Contractual Services	1,054,514	9,253,045	10,307,559	8,685,258
Material and Supplies	59,763	748,847	808,610	959,413
Claims Expense	-	-	-	14,575,264
Depreciation	216,398	5,497,558	5,713,956	142,948
Other	231,106	1,560,171	1,791,277	1,021,251
<i>Total Operating Expenses</i>	<u>2,285,044</u>	<u>25,900,306</u>	<u>28,185,350</u>	<u>26,430,199</u>
<i>Operating Income (Loss)</i>	<u>(1,508,850)</u>	<u>448,742</u>	<u>(1,060,108)</u>	<u>461,054</u>
Non-Operating Revenues (Expenses)				
Intergovernmental Revenue	-	3,571,362	3,571,362	531,112
Investment Income	19,365	131,078	150,443	56,608
Sale of Capital Assets	-	28,600	28,600	-
Interest and Fiscal Charges	(106,904)	(4,931,066)	(5,037,970)	(13,663)
(Loss) on Sale of Capital Assets	(122,182)	(48,612)	(170,794)	-
<i>Total Non-Operating Revenues (Expenses)</i>	<u>(209,721)</u>	<u>(1,248,638)</u>	<u>(1,458,359)</u>	<u>574,057</u>
<i>Income (Loss) before Capital Contributions, Extraordinary Items, and Transfers</i>	<u>(1,718,571)</u>	<u>(799,896)</u>	<u>(2,518,467)</u>	<u>1,035,111</u>
Capital Contributions	9,200	4,115,062	4,124,262	-
Extraordinary Items	(1,154)	-	(1,154)	-
Transfers Out	(22,034)	(69,773)	(91,807)	-
<i>Change in Net Assets</i>	<u>(1,732,559)</u>	<u>3,245,393</u>	<u>1,512,834</u>	<u>1,035,111</u>
Net Assets - Beginning - Restated (See Note 3)	<u>13,659,976</u>	<u>134,371,108</u>	<u>148,031,084</u>	<u>7,594,099</u>
<i>Net Assets - Ending</i>	<u>\$ 11,927,417</u>	<u>\$ 137,616,501</u>	<u>149,543,918</u>	<u>\$ 8,629,210</u>
Adjustment to reflect the consolidation of internal service fund activities related to enterprise funds			43,793	
<i>Net assets of business-type activities</i>			<u>\$ 149,587,711</u>	

The Notes to Financial Statements are an integral part of this statement.

County of Summit, Ohio

**Statement of Cash Flows
Proprietary Funds
For the Year Ended December 31, 2002**

	Business-type Activities			Governmental
	Water Revenue	Sewer Revenue	Total	Internal Service Funds
Cash Flows from Operating Activities				
Cash Receipts from Customers	\$ 800,283	\$ 23,241,016	\$ 24,041,299	\$ 25,299,639
Cash Receipts - Other	15,369	971,241	986,610	1,049,814
Cash Payments for Goods and Services	(1,295,967)	(12,329,811)	(13,625,778)	(10,579,272)
Cash Payments for Insurance Claims	-	-	-	(13,032,030)
Cash Payments to Employees	(727,782)	(7,950,784)	(8,678,566)	(936,368)
<i>Net Cash Provided by (Used in) Operating Activities</i>	<u>(1,208,097)</u>	<u>3,931,662</u>	<u>2,723,565</u>	<u>1,801,783</u>
Cash Flows from Non-Capital Financing Activities				
Cash Receipts from Non-Capital Grants	-	3,571,494	3,571,494	-
Cash Receipts - Donated	-	-	-	531,112
Operating Transfers Out	(22,034)	(69,773)	(91,807)	-
<i>Net Cash Provided by (Used in) Non-Capital Financing Activities</i>	<u>(22,034)</u>	<u>3,501,721</u>	<u>3,479,687</u>	<u>531,112</u>
Cash Flows from Capital and Related Financing Activities				
Cash Proceeds from Debt	175,525	1,192,919	1,368,444	-
Cash Proceeds from Sale of Capital Assets	-	28,600	28,600	-
Cash Receipts from Special Assessments	103,298	563,154	666,452	-
Cash Payments for Capital Acquisitions	(3,691)	(2,821,573)	(2,825,264)	(84,786)
Cash Payments for Debt Retirement	(2,477,800)	(5,799,834)	(8,277,634)	(86,910)
Cash Payments for Interest Expense	(163,815)	(5,026,117)	(5,189,932)	(13,663)
<i>Net Cash (Used in) Capital and Related Financing Activities</i>	<u>(2,366,483)</u>	<u>(11,862,851)</u>	<u>(14,229,334)</u>	<u>(185,359)</u>
Cash Flows from Investing Activities				
Interest on Investments	7,017	47,812	54,829	56,608
<i>Net Increase (Decrease) in Cash and Cash Equivalents</i>	<u>(3,589,597)</u>	<u>(4,381,656)</u>	<u>(7,971,253)</u>	<u>2,204,144</u>
Cash and Cash Equivalents - Beginning	9,549,959	14,437,357	23,987,316	14,881,377
<i>Cash and Cash Equivalents - End</i>	<u>\$ 5,960,362</u>	<u>\$ 10,055,701</u>	<u>\$ 16,016,063</u>	<u>\$ 17,085,521</u>

(continued)

Business-type Activities funds received approximately \$4,071,447 of contributed assets, approximately \$9,200 to the Water Revenue fund and \$4,062,247 to the Sewer Revenue fund.

The Notes to Financial Statements are an integral part of this statement.

County of Summit, Ohio

***Statement of Cash Flows
Proprietary Funds (Continued)
For the Year Ended December 31, 2002***

	<u>Business-type Activities</u>			<u>Governmental</u>
	<u>Water</u>	<u>Sewer</u>	<u>Total</u>	<u>Internal</u>
	<u>Revenue</u>	<u>Revenue</u>		<u>Service Funds</u>
Reconciliation of Operating Income (Loss) to Net Cash Provided by (Used in) Operating Activities				
Operating Income (Loss)	\$ (1,508,850)	\$ 448,742	\$ (1,060,108)	\$ 461,054
Adjustments:				
Depreciation	216,398	5,497,558	5,713,956	142,948
(Increase) Decrease in Assets:				
Accounts Receivable	44,351	(2,215,872)	(2,171,521)	3,066
Due From Other Governments	120	26,434	26,554	-
Material and Supplies Inventory	50,475	6,009	56,484	(25,245)
Other Operating Assets	(1,125)	(183,067)	(184,192)	(550,625)
Increase (Decrease) in Liabilities:				
Accounts Payable	(25,814)	505,317	479,503	118,097
Accrued Salaries and Wages Payable	(814)	7,444	6,630	(14,657)
Accrued Interest Payable	-	37,688	37,688	-
Compensated Absences	(823)	862,868	862,045	120,200
Due To Other Funds	(1,471)	22,124	20,653	750
Due To Other Governments	19,456	(1,232,428)	(1,212,972)	464,642
Deposits Held and Due to Others	-	148,845	148,845	-
Insurance Claims Payable	-	-	-	1,081,553
<i>Net Cash Provided by (Used in) Operating Activities</i>	<u>\$ (1,208,097)</u>	<u>\$ 3,931,662</u>	<u>\$ 2,723,565</u>	<u>\$ 1,801,783</u>

County of Summit, Ohio

***Statement of Fiduciary Net Assets
Fiduciary Funds
December 31, 2002***

	<u>Agency</u>
Assets	
Equity in Pooled Cash and Cash Equivalents	\$ 45,464,592
Cash and Cash Equivalents - Segregated Accounts	10,106,175
Receivables (Net of Allowance for Uncollectibles)	
Taxes	504,792,660
Accounts	106,020
Due From Other Funds	804,277
Due From Other Governments	35,168,421
<i>Total Assets</i>	<u>\$ 596,442,145</u>
Liabilities	
Accounts Payable	\$ 45,667
Due To Other Funds	86,691
Due To Other Governments	496,824,275
Unapportioned Monies	99,485,512
<i>Total Liabilities</i>	<u>\$ 596,442,145</u>

The Notes to Financial Statements are an integral part of this statement.

County of Summit, Ohio
NOTES TO FINANCIAL STATEMENTS
YEAR ENDED DECEMBER 31, 2002

1. DESCRIPTION OF COUNTY OF SUMMIT and REPORTING ENTITY

The County of Summit is a body politic and corporate established for the purpose of exercising the rights and privileges conveyed to it by the Constitution and laws of the State of Ohio (State). The County was formed by an enabling act of the Ohio State Legislature in 1840. The County operates under a council-executive form of government, as provided by its charter, the only county in Ohio operating under a Home Rule Charter. Per the Charter, there are eleven elected County Council members and a County Executive. As a result of a Charter amendment passed by the voters in November 2001, the County Auditor's Office has merged with the County Treasurer's Office to create the County of Summit Fiscal Office. The County Fiscal Officer is the chief fiscal officer. In addition, there are four other elected administrative officials, each of whom is independent as set forth in Ohio Law. These officials are the Clerk of Courts, Engineer, Prosecutor, and Sheriff. There are also eight Common Pleas Court Judges, two Domestic Relations Court Judges, one Juvenile Court Judge, and one Probate Court Judge.

A reporting entity is comprised of the primary government, component unit and other organizations that are included to ensure that the financial statements are not misleading. The primary government of the County consists of funds, departments, boards and agencies that are not legally separate from the County. For the County of Summit, this includes the Children Services Board (CSB), Board of Mental Retardation and Developmental Disabilities (MRDD), Alcohol, Drug Addiction & Mental Health Services Board (ADAMHS), Job & Family Services (JFS), and all departments and activities that are directly operated by the elected County Officials.

Component units are legally separate organizations for which the County is financially accountable. The County is financially accountable for an organization if the County appoints a voting majority of the component unit's board and either 1) the County's ability to impose its will over the component unit, or 2) the possibility that the component unit will provide a financial benefit or impose a financial burden to the County.

The component unit column on the Statement of Net Assets and Statement of Activities identify the financial data of the County's discretely presented component unit, Edwin Shaw Hospital. It is reported separately to emphasize that it is legally separate from the County.

Edwin Shaw Hospital is a discretely presented component unit in the County's financial statements. The Hospital is a separate legal entity that provides health care, primarily on an inpatient basis, in the specialty medical areas of physical medicine and rehabilitation, chemical dependency treatment and skilled nursing. The Hospital is governed by its own board, the members of which are appointed by the County Executive with the approval of County Council. In addition, County Council must approve levied taxes and the issuance of debt. The component unit is included in the County's reporting entity because of the significance of its financial relationship with the County. Additional financial information for the discretely presented component unit may be obtained at the entity's administrative offices: Dwayne L. Woods, Jr., CFO, Edwin Shaw Hospital, 1621 Flickinger Road, Akron, Ohio, 44312-4495.

2. SUMMARY OF SIGNIFICANT ACCOUNTING POLICIES

(A) BASIS OF PRESENTATION

The financial statements of the County have been prepared in conformity with generally accepted accounting principles (GAAP) as applied to governmental units. The Governmental Accounting Standards Board (GASB) is the accepted standard-setting body for establishing governmental accounting and financial reporting principles. The County also applies Financial Accounting Standards Board (FASB) statements and interpretations issued on or after November 30, 1989, to its governmental and business-type activities and to its proprietary funds, provided they do not conflict with or contradict GASB pronouncements. The most significant of the County's accounting policies are described below.

The County's basic financial statements consist of government-wide statements, including a statement of net assets and a statement of activities, and fund financial statements, which provide a more detailed level of financial information.

Government-wide Financial Statements:

The statement of net assets and the statement of activities display information about the County as a whole. These statements include the financial activities of the primary government, except for fiduciary funds. The activity of the internal service funds is eliminated to avoid "doubling up" revenues and expenses. The statements distinguish between those activities of the County that are governmental and those that are considered business-type activities.

The statement of net assets presents the financial condition of the governmental and business-type activities for the County at year-end. The statement of activities presents a comparison between direct expenses and program revenues for each program or function of the County's governmental activities and for the business-type activities of the County. Direct expenses are those that are specifically associated with a service, program or department and therefore clearly identifiable to a particular function. Program revenues include charges paid by the recipient of the goods or services offered by the program, grants and contributions that are restricted to meeting the operational or capital requirements of a particular program and interest earned on grants that is required to be used to support a particular program. Revenues not classified as program revenues are presented as general revenues of the County, with certain limited exceptions. The comparison of direct expenses with program revenues identifies the extent to which each business segments or governmental function is self-financing or draws from the general revenues of the County.

2. SUMMARY OF SIGNIFICANT ACCOUNTING POLICIES (Continued)

Fund Financial Statements:

During the year, the County segregates transactions related to certain County functions or activities in separate funds in order to aid financial management and to demonstrate legal compliance. Fund financial statements are designed to present financial information of the County at this more detailed level. The focus of governmental and enterprise fund financial statements is on major funds. Each major fund is presented in a separate column. Nonmajor funds are aggregated and presented in a single column. Internal service funds are combined and the totals are presented in a single column on the face of the proprietary fund statements. Fiduciary funds are reported by type.

(B) FUND ACCOUNTING

The County uses funds to maintain its financial records during the year. A fund is defined as a fiscal and accounting entity with a self-balancing set of accounts. There are three categories of funds: governmental, proprietary and fiduciary.

Governmental Funds:

Governmental funds are those through which most governmental functions of the County are financed. Governmental fund reporting focuses on the sources, uses and balances of current financial resources. Expendable assets are assigned to the various governmental funds according to the purposes for which they must be used. Current liabilities are assigned to the fund from which they will be paid. The difference between governmental fund assets and liabilities is reported as fund balance. The following are the County's major governmental funds:

General - This fund accounts for the general operating revenues and expenditures of the County not recorded elsewhere. The general fund balance is available to the County for any purpose provided it is expended or transferred according to the general laws of Ohio. The primary revenue sources are property taxes, sales and use tax, charges for services, intergovernmental revenues and investment earnings.

Job and Family Services - This fund accounts for various Federal and State grants as well as transfers from the General fund used to provide public assistance to general relief recipients, medical assistance and certain public social services.

Children Services Board - This fund accounts for countywide property tax levy, state grants and reimbursements used for County child care programs. State law restricts the expenditure of these resources to programs designed to aid children from troubled families. Major expenditures are for foster homes, emergency shelters, medical costs and counseling and parental training.

Alcohol, Drug Addiction & Mental Health Services - This fund accounts for Federal and State grants that are extended primarily to pay the costs of contracts with local mental health agencies which provide services to the public at large including mental health and alcohol and drug programs.

Board of Mental Retardation - This fund accounts for a countywide property tax levy, state grants and reimbursements used for care and services for the mentally handicapped and developmentally disabled.

Debt Service - This fund accounts for the accumulation of resources for, and the payment of, general long term debt principal, interest and related costs other than enterprise debt.

The other governmental funds of the County account for grants and other resources whose use is restricted to a particular purpose.

Proprietary Funds:

Proprietary fund reporting focuses on the determination of operating income, changes in net assets, financial position and cash flows. Proprietary funds are classified as either enterprise or internal service.

Enterprise Funds - These funds are used to account for operations that provide services, which are financed primarily by user charges, or activities where periodic measurement of income is appropriate for capital maintenance, public policy, management control or other purposes. These funds account for the provision of water and sewer services to external users throughout the County. All activities necessary to provide such services, including capital projects and debt financed by user charges, are accounted for in these funds. Water Revenue and Sewer Revenue funds are reported as major funds of the County.

Internal Service Funds - Internal service funds account for the financing of services provided by one department or agency to other departments or agencies of the County on a cost-reimbursement basis. The County's internal service funds are: Office Services, Medical Self-Insurance, Workers' Compensation and Telephone Services.

Fiduciary Funds:

Fiduciary fund reporting focuses on net assets and changes in net assets. The fiduciary fund category is split into four classifications: pension trust funds, investment trust funds, private-purpose trust funds and agency funds. The County only maintains agency funds. Agency funds are custodial in nature (assets equal liabilities) and do not involve measurement of results of operations. The County's agency funds are primarily established to account for the collection of various taxes, as well as other intergovernmental resources that will be distributed to other taxing districts located within the County of Summit.

(C) MEASUREMENT FOCUS

Government-wide Financial Statements

The government-wide financial statements are prepared using the economic resources measurement focus. All assets and all liabilities associated with the operation of the County are included on the Statement of Net Assets.

2. SUMMARY OF SIGNIFICANT ACCOUNTING POLICIES (Continued)

Fund Financial Statements

All governmental funds are accounted for using a flow of current financial resources measurement focus. With this measurement focus, only current assets and current liabilities generally are included on the balance sheet. The statement of revenues, expenditures and changes in fund balances reports on the sources (i.e., revenues and other financing sources) and uses (i.e., expenditures and other financing uses) of current financial resources. This approach differs from the manner in which the governmental activities of the government-wide financial statements are prepared. Governmental fund financial statements, therefore, include a reconciliation with brief explanations to better identify the relationship between the government-wide statements and the statements for governmental funds. Like the government-wide statements, all proprietary fund types are accounted for on a flow of economic resources measurement focus. All assets and all liabilities associated with the operation of these funds are included on the statement of net assets. The statement of changes in fund assets presents increases (i.e., revenues) and decreases (i.e., expenses) in net total assets. The statement of cash flows provides information about how the County finances and meets the cash flow needs of its proprietary activities.

Fiduciary funds are reported using the economic resources measurement focus.

(D) BASIS OF ACCOUNTING

Basis of accounting determines when transactions are recorded in the financial records and reported on the financial statements. Government-wide financial statements, proprietary and fiduciary funds are prepared using the accrual basis of accounting. Governmental funds use the modified accrual basis of accounting. Differences in the accrual and the modified accrual basis of accounting arise in the recognition of revenue, the recording of deferred revenue and in the presentation of expenses versus expenditures.

Revenues - Exchange and Nonexchange Transactions: Revenue resulting from exchange transactions, in which each party gives and receives essentially equal value, is recorded on the accrual basis when the exchange takes place. On a modified accrual basis, revenue is recorded in the fiscal year in which the resources are measurable and become available. Available means that the resources will be collected within the current fiscal year or are expected to be collected soon enough thereafter to be used to pay liabilities of the current fiscal year. The availability period used for the recognition of revenue is sixty days.

Nonexchange transactions, in which the County receives value without directly giving equal value in return, include sales and use taxes, property taxes, grants, entitlements and donations. On an accrual basis, revenue from sales taxes is recognized in the period in which the taxable sale takes place. Revenue from property taxes is recognized in the fiscal year for which the taxes are levied. (See Note 7) Revenue from grants, entitlements and donations is recognized in the fiscal year in which all eligibility requirements have been satisfied. Eligibility requirements include timing requirements, which specify the year when the resources are required to be used or the year when use is first permitted, matching requirements, in which the County must provide local resources to be used for a specified purpose, and expenditure requirements, in which the resources are provided to the County on a reimbursement basis. On a modified accrual basis, revenue from nonexchange transactions must also be available before it can be recognized.

Under the modified accrual basis, the following revenue sources are considered to be both measurable and available at year-end: sales and use taxes (See Note 8), investment income, federal and state grants and subsidies, state-levied locally shared taxes (including motor vehicle license fees and gasoline taxes), fees and rentals.

Deferred Revenue: Deferred revenue arises when assets are recognized before revenue recognition criteria have been satisfied.

Property taxes for which there is an enforceable legal claim as of December 31, 2002, but which were levied to finance year 2003 operations, have been recorded as deferred revenue. Grants and entitlements received before the eligibility requirements are met are also recorded as deferred revenue.

On governmental fund financial statements, receivables that will not be collected within the available period have also been reported as deferred revenue.

Expenses/Expenditures: On the accrual basis of accounting, expenses are recognized at the time they are incurred.

The measurement focus of governmental fund accounting is on decreases in net financial resources (expenditures) rather than expenses. Expenditures are generally recognized in the accounting period in which the related fund liability is incurred, if measurable. Allocations of cost, such as depreciation and amortization, are not recognized in governmental funds.

(E) BUDGETARY DATA

The budgetary process is prescribed by provisions of the Ohio Revised Code and entails the preparation of budgetary documents within an established timetable. The major documents prepared are the tax budget, the certificate of estimated resources and the appropriations resolution, all of which are prepared on the budgetary basis of accounting. The certificate of estimated resources and the appropriations resolution are subject to amendment throughout the year with the legal restriction that appropriations cannot exceed estimated resources, as certified. All funds, other than certain special revenue funds (operating on a different fiscal year), capital project funds and agency funds, are required by law to be budgeted and appropriated. The legal level of budgetary control is at the object level within each department. Although statutory law requires that all funds be budgeted, it is not necessary to do so if the County Budget Commission does not anticipate any cash activity for certain funds. Therefore, these funds are not included in the budgetary presentation. Budgetary modifications may only be made by resolution of the Budget Commission.

2. SUMMARY OF SIGNIFICANT ACCOUNTING POLICIES (Continued)

COUNTY OF SUMMIT, OHIO
NOTES TO FINANCIAL STATEMENTS

TAX BUDGET

A budget of estimated revenues and expenditures is submitted to the County of Summit Fiscal Officer, by July 20 of each year, for the period January 1 to December 31 of the following year.

ESTIMATED RESOURCES

The County Budget Commission reviews estimated revenues and determines if the budget substantiates a need to levy all or part of previously authorized taxes. The Commission certifies its actions to the County by September 1. As part of this certification, the County receives the official certificate of estimated resources, which states the projected revenue of each fund. Prior to December 31, the County must revise its budget so that the total contemplated expenditures from any fund during the ensuing fiscal year will not exceed the amount available as stated in the certificate of estimated resources. The revised budget then serves as the basis for the annual appropriation measure. On or about January 1, the certificate is amended to include any unencumbered cash balances from the preceding year. The certificate may be amended further during the year if the County of Summit Fiscal Officer determines, and the Budget Commission agrees, that an estimate needs to be increased or decreased.

The amounts reported as the original budgeted amounts in the budgetary statements reflect the amounts in the amended certificate when the original appropriations were adopted. The amounts reported as the final budgeted amounts in the budgetary statements reflect the amounts in the final amended certificate issued during 2002.

APPROPRIATIONS

A temporary resolution to control expenditures may be passed on or around January 1 of each year for the period January 1 to March 31. An annual appropriation resolution must be passed by April 1 of each year for the period January 1 to December 31. Each County department, in conjunction with the Office of Finance & Budget, prepares a budget that is approved by County Council. Throughout the year modifications and amendments to the original budget must be processed by the Office of Finance & Budget and approved through legal resolution by County Council. Each revised budget includes all modifications and supplemental appropriations that were necessary during the year. The County maintains budgetary control by fund, function, organizational unit, and object class and does not permit expenditures/expenses and encumbrances to exceed appropriations.

LAPSING OF APPROPRIATIONS

At the close of each year, unencumbered and unexpended appropriations in annually budgeted funds revert to the respective fund from which they were appropriated. As required by State law, the Delinquent Tax Assessment Collection fund must rollover the unexpended appropriations at the end of the year.

(F) CASH AND INVESTMENTS

To improve cash management, cash received by the County is pooled. Monies for all funds, including proprietary funds, are maintained in this pool. Individual fund integrity is maintained through the County's records. Each fund's interest in the pool is presented as "Equity in Pooled Cash and Investments" on the financial statements. The County has segregated bank accounts for monies held separate from the County's central bank account. These monies are presented in the financial statements as "Cash and Investments-Segregated Accounts" since they are not required to be deposited into the County treasury.

During 2002, investments were limited to Federal Home Loan Bank Bonds, Federal Home Loan Mortgage Bonds, Government Treasury Certificates, Repurchase Agreements, Money Market Funds and STAROhio.

The County has the ability and the intent to hold all investments to maturity. County policy requires interest earned on investments to be credited to the General Fund except where there is a legal requirement that the interest income follow the principal. Any increase or decrease in fair value is reported as a component of interest income.

The County has invested in the State Treasury Assets Reserve of Ohio (STAROhio) during 2002. STAROhio, which is an investment pool managed by the State Treasurer's Office, which allows governments within the State to pool their funds for investment purposes. STAROhio is not registered with the SEC as an investment company, but does operate in a manner that is consistent with Rule 2a7 of the Investment Company Act of 1940. Investments in STAROhio are valued at STAROhio's share price, which is the price the investment could be sold for on December 31, 2002.

Cash and Cash Equivalents include all liquid deposits and investments with maturity of three months or less when deposited or purchased.

(G) MATERIAL AND SUPPLIES INVENTORIES

On government-wide financial statements, inventories are presented at the lower of cost or market on a first-in, first-out basis and are expensed when used.

On fund financial statements, inventories of governmental funds are stated at cost while inventories of proprietary funds are stated at the lower of cost or market. For all funds, cost is determined on a first-in, first-out basis. The cost of inventory items is recorded as expenditures in the governmental fund types when purchased. Inventories of the enterprise fund are expensed when used.

(H) PREPAID ITEMS

Payments made to vendors for services that will benefit periods beyond December 31, 2002, are recorded as prepaid items using the allocation method by recording a current asset for the prepaid amount and reflecting the expenditure in the year in which services are consumed.

2. SUMMARY OF SIGNIFICANT ACCOUNTING POLICIES (Continued)

COUNTY OF SUMMIT, OHIO
NOTES TO FINANCIAL STATEMENTS

(I) CAPITAL ASSETS AND DEPRECIATION

Capital assets, including property, plant, equipment and infrastructure assets, are those assets, which are associated with and generally arise from governmental activities. Capital assets generally result from expenditures in the governmental funds. Capital assets are reported in the governmental activities column of the government-wide statement of net assets but are not reported in the fund financial statements. Capital assets utilized by the enterprise fund are reported both in the business-type activities column of the government-wide statement of net assets and in the fund financial statements.

Capital assets are capitalized at cost (or estimated historical cost). Donated capital assets are recorded at estimated fair market value at the date of donation. Capital assets are defined as assets with an individual cost of \$5,000 and an estimated useful life in excess of one year. The County's infrastructure consists of roads, bridges, culverts and similar items. Improvements are capitalized, while the costs of normal maintenance and repairs that do not add to the value of the asset or materially extend an asset's life are not. Interest incurred during the construction of capital assets utilized by the enterprise fund is also capitalized.

All capital assets are depreciated except for land and construction in progress. Improvements are depreciated over the useful lives of the related capital assets. Useful lives for infrastructure were estimated based on the County's historical records of necessary improvements and replacement. Depreciation is computed using the straight-line method over the following estimated useful lives:

Governmental Activities- Estimated Lives

Land Improvements	15	years
Buildings and Building Improvements	31.5 or 39	years
Machinery and Equipment	3-7	years
Intangibles	3	years
Infrastructure	20-50	years

Business-Type Activities- Estimated Lives

Buildings and Building Improvements	35	years
Machinery and Equipment	15	years
Pump Stations	25	years
Treatment Plants	25	years
Water Towers	50	years
Sewer/Water Lines	75	years

(J) INTERFUND BALANCES

On fund financial statements, receivables and payables resulting from short-term interfund loans are classified as "Due To/From Other Funds". These amounts are eliminated in the governmental and business-type activities columns of the statement of net assets, except for any net residual amounts due between governmental and business-type activities, which are presented as internal balances.

(K) COMPENSATED ABSENCES

The liability for compensated absences is based on the provisions of GASB Statement No. 16, "Accounting for Compensated Absences" as interpreted by Interpretation No.6 of the GASB, "Recognition and Measurement of Certain Liabilities and Expenditures in Governmental Fund Financial Statements". Vacation benefits are accrued as a liability as the benefits are earned if the employees' rights to receive compensation are attributable to services already rendered and it is probable that the County will compensate the employees for the benefits through paid time off or some other means. Sick leave benefits are accrued as a liability using the vesting method. An accrual for earned sick leave is made to the extent that it is probable that the benefits will result in termination payments. The liability is based on the County's past experience of making termination payments.

The entire compensated absence liability is recorded on the government-wide financial statements. For governmental funds, the County records a liability for accumulated, unused, vacation time when earned for all employees with more than one year of service. The County records a liability for accumulated, unused, sick leave for eligible employees in the period in which the employee becomes eligible to receive payment. The current portion of unpaid compensated absences is the expected amount to be paid using expendable available resources. These amounts are recorded in the account "compensated absences payable" in the fund from which the employees who have accumulated leave are paid. The non-current portion of the liability is not reported. In the proprietary funds, compensated absences are expensed when earned. The entire amount of compensated absences is reported as a fund liability.

(L) ACCRUED LIABILITIES AND LONG-TERM OBLIGATIONS

County payables, accrued liabilities and long-term obligations are reported in the government-wide financial statements, and all payables, accrued liabilities and long-term obligations payable from proprietary funds are reported in the proprietary fund financial statements.

In general, governmental fund payables and accrued liabilities, once incurred, are paid in a timely manner and in full from current financial resources and are reported as obligations of the funds. However, claims and judgments, compensated absences, special termination benefits and contractually required pension contributions that will be paid from governmental funds are reported as a liability in the fund financial statements only to the extent that they are due for payment during the current year. Bonds, capital leases and long-term loans are recognized as a liability in the governmental fund financial statements when due.

2. SUMMARY OF SIGNIFICANT ACCOUNTING POLICIES (Continued)

COUNTY OF SUMMIT, OHIO
NOTES TO FINANCIAL STATEMENTS

(M) FUND BALANCE RESERVES

Reserved fund balances indicate that a portion of fund equity is not available for current appropriation or use or is legally segregated for a specific future use. Fund balance reserves have been established for encumbrances, loans, inventory and prepaid items. The unreserved portions of fund equity reflected for the governmental funds are available for use within the specific purposes of the funds.

(N) NET ASSETS

Net Assets represent the difference between assets and liabilities. Net assets invested in capital assets, net of related debt, consists of capital assets, net of accumulated depreciation, reduced by the outstanding balances of any borrowing used for the acquisition, construction or improvement of those assets. Net assets are reported as restricted when there are limitations imposed on their use either through the enabling legislation adopted by the County or through external restrictions imposed by creditors, grantors or laws or regulations of other governments.

(O) OPERATING REVENUES AND EXPENDITURES

Operating revenues are those revenues that are generated directly from the primary activity of the proprietary funds. Operating expenses are necessary costs incurred to provide the good or service that is the primary activity of the fund. All revenues and expenditures not meeting these definitions are classified as Nonoperating.

(P) CONTRIBUTIONS OF CAPITAL

Contributions of capital in the proprietary fund financial statements arise from outside contributions of capital assets, tap-in fees to the extent they exceed the cost of the connection to the system, or from grants or outside contributions of resources restricted to capital acquisition and construction.

(Q) INTERFUND ACTIVITY

During the normal course of operations, the County has numerous transactions between funds. These transactions include charges for services provided by one fund to other funds and operating transfers, which represent transfers of resources from a fund receiving revenue to a fund through which those resources will be expended. Operating transfers are recorded as other financing sources (uses) in governmental funds and operating transfers in (out) in the proprietary funds.

(R) EXTRAORDINARY AND SPECIAL ITEMS

Extraordinary items are transactions or events that are both unusual in nature and infrequent in occurrence. Special items are transactions or events that are within the control of the County and that are either unusual in nature or infrequent in occurrence.

(S) ESTIMATES

The preparation of the basic financial statements in conformity with generally accepted accounting principles requires management to make estimates and assumptions that affect the reported amounts of assets and liabilities and disclosure of contingent assets and liabilities at the date of the financial statements. Actual results may differ from those estimates.

(T) CAPITALIZATION OF INTEREST

The County's policy is to capitalize net interest on capital projects funds and enterprise funds construction projects until substantial completion of the project. The amount of capitalized interest equals the difference between the interest cost associated with the tax-exempt borrowing used to finance the project and the interest earned from temporary investment of the debt proceeds, which amounted to \$392,159 in 2002.

(U) GRANTS AND OTHER INTERGOVERNMENTAL REVENUES

Local Government fund revenues are recorded as receivables and revenues when measurable and available. Assistance awards made on the basis of entitlement are recorded as intergovernmental receivables and revenues when entitlement occurs. Federal and State reimbursement type grants for the acquisition or construction of capital assets are recorded as receivables and contributed capital when the related expenses are incurred. All other Federal and State type grants are recorded as receivables and revenues when the related expenditures/expenses are incurred.

3. CHANGE IN ACCOUNTING PRINCIPLE and RESTATEMENT OF FUND BALANCE

CHANGE IN ACCOUNTING PRINCIPLE

For 2002, the County implemented GASB Statement No. 34, "Basic Financial Statements- and Management's Discussion and Analysis- for State and Local Governments," GASB No. 36, "Recipient Reporting for Certain Shared Nonexchange Revenues, an amendment of GASB Statement No. 33," GASB Statement No. 38, "Certain Financial Statement Note Disclosures" and GASB Interpretation No. 6, "Recognition and Measurement of Certain Liabilities and Expenditures in Governmental Fund Financial Statements."

GASB No. 34 creates new basic financial statements for reporting the County's financial activities. The financial statements now include government-wide financial statements prepared on an accrual basis of accounting and fund financial statements which present information for individual major funds rather than by fund type. Nonmajor funds are presented in total in one column. In addition, GASB No. 34 required capital assets, including infrastructure assets, to be reported in the government-wide statements of net assets and depreciated.

The government-wide financial statements split the County's programs between business-type and governmental activities. Except for the restatement below, the beginning net asset amount for governmental programs reflects the change in fund balance for governmental funds at December 31, 2001, caused by the conversion to the accrual basis of accounting.

3. CHANGE IN ACCOUNTING PRINCIPLE and RESTATEMENT OF FUND BALANCE (Continued)

COUNTY OF SUMMIT, OHIO
NOTES TO FINANCIAL STATEMENTS

RESTATEMENT OF FUND BALANCE

During 2002, the following restatements were made to accounts for changes in the County's fund structure and those changes resulting from the application of GASB No. 34 and Interpretation No. 6. These restatements had the following effects on fund balance on the major and nonmajor funds of the County as they were previously reported.

	Previously Reported		As Restated
	December 31, 2001	Restatement	January 1, 2002
General	\$ 51,949,806	\$ 11,098,731	\$ 63,048,537
Special Revenue			
Dog and Kennel	(1,336)	1,336	-
Motor Vehicle and Gas Tax	5,591,115	109,593	5,700,708
Real Estate Assessment	3,697,116	61,254	3,758,370
Delinquent Tax Assessment Collection	2,149,642	29,168	2,178,810
Children Services Board	47,946,386	(52,202)	47,894,184
Alcohol, Drug Addiction & Mental Health Services	8,761,759	24,748	8,786,507
Board of Mental Retardation	2,336,483	546,441	2,882,924
Juvenile Court Grant	546,270	(546,270)	-
Community Development Block Grant	3,419,589	(3,419,589)	-
Other Grants	22,578	(22,578)	-
Child Support Enforcement Agency	289,152	3,142,447	3,431,599
Law Enforcement Trust	105,255	(105,255)	-
Computer Acquisition	1,192,251	(1,192,251)	-
Title Administration	1,066,510	29,379	1,095,889
Enterprise Zone	61,695	(61,695)	-
Coroner's Lab	84,796	(84,796)	-
Governmental Grants	-	4,305,183	4,305,183
Other Special Revenue	-	3,103,886	3,103,886
Capital Projects			
General Capital Improvements	33,562,946	(724,603)	32,838,343
Other Capital Improvements	348,642	729,022	1,077,664
Enterprise			
Water Revenue	9,105,485	(40,471)	9,065,014
Sewer Revenue	7,850,433	(353,004)	7,497,429
Agency	562,775,102	(8,819,364)	553,955,738

4. DEFICIT FUND BALANCES AND DEFICIT RETAINED EARNINGS/LEGAL COMPLIANCE

At December 31, 2002, the internal service fund, Telephone Services had a deficit retained earnings of \$76,196. The deficit retained earnings occurred due to the recognition of liabilities applicable to accrued payables.

Contrary to Ohio Revised Code Section 5705.41(b), the following line items in the funds below had expenditures plus encumbrances in excess of appropriations at December 31, 2002:

General Fund:		
Executive-General Office - Utilities		\$ 828
Sheriff - Policing Rotary - Motor Vehicle Fuel/Repairs		24

5. BUDGETARY BASIS OF ACCOUNTING

While reporting financial position, results of operations and changes in fund balance on the basis of generally accepted accounting principles (GAAP), the budgetary basis as provided by law is based upon accounting for certain transactions on a basis of cash receipts, disbursements and encumbrances. The Statement of Revenues, Expenditures and Changes in Fund Balances - Budget (Non-GAAP Basis) and Actual are presented in the basic financial statements for the General Fund and Major Special Revenue Funds. The major differences for those funds between the budget basis and the GAAP basis are that:

1. Revenues are recorded when received in cash (budget) as opposed to when susceptible to accrual (GAAP).
2. Expenditures/Expenses are recorded when paid in cash (budget) as opposed to when the liability is incurred (GAAP).
3. Outstanding year-end encumbrances are treated as expenditures/expenses (budget) rather than as a reservation of fund balance for governmental fund types (GAAP).

Operating transfers will not equal on a non-GAAP budget basis. The special revenue funds not budgeted annually are as follows: Governmental Grants and certain Other Special Revenue Funds.

The adjustments necessary to convert the results of operations for the year from the Non-GAAP Budget Basis to the GAAP Basis for the governmental funds are as follows:

5. BUDGETARY BASIS OF ACCOUNTING (Continued)

COUNTY OF SUMMIT, OHIO
NOTES TO FINANCIAL STATEMENTS

Net Change in Fund Balance
General and Major Special Revenue

	General	Job & Family Services	Children Services Board	Alcohol, Drug Addiction & Mental Health	Board of Mental Retardation
Budget Basis	\$ (1,016,968)	\$ (8,042,561)	\$ (2,225,324)	\$ (2,956,687)	\$ 1,075,737
Net Adjustments for Revenue Accruals	756,476	(5,297,214)	102,582	(451,542)	(5,458,664)
Net Adjustments for Expenditure Accruals	8,379,372	13,339,775	3,284,557	1,527,127	10,980,883
GAAP Basis	<u>\$ 8,118,880</u>	<u>\$ -</u>	<u>\$ 1,161,815</u>	<u>\$ (1,881,102)</u>	<u>\$ 6,597,956</u>

6. CASH AND INVESTMENTS

Legal Requirements

Ohio Law requires the classification of monies held by the County as active or inactive monies. Active monies are public monies determined to be necessary to meet current demand upon the County Treasury. Active monies must be maintained either as cash in the County Treasury, in commercial accounts payable or withdraw able on demand, including negotiable order of withdrawal (NOW) accounts, or in money market deposit accounts.

Monies held by the County, which are not considered active, are classified as inactive. Inactive monies are to be deposited or invested in the following securities:

1. United States Treasury Notes, Bills, Bonds, or any other obligations or security issued by the United States Treasury or any other obligation guaranteed as to principal or interest by the United States;
2. Bonds, notes, debentures or any other obligations or securities issued by any federal government agency or instrumentality, including but not limited to, Federal National Mortgage Association, Federal Home Loan Bank, Federal Farm Credit Bank, Federal Home Loan Mortgage Corporation, Government National Mortgage Association, and Student Loan Marketing Association. All federal agency securities shall be direct issuances of federal government agencies or instrumentalities;
3. Written repurchase agreements in the securities enumerated above provided that the market value of the securities subject to the repurchase agreement must exceed the principal value of the agreement by at least two percent and be marked to market daily, and that the term of the agreement must not exceed thirty days;
4. Time certificates of deposit or savings or deposit accounts, including, but not limited to, passbook accounts;
5. Bonds and other obligations of the State of Ohio or its political subdivisions, provided that such political subdivisions are located wholly or partly within the County;
6. The State Treasurer's investment pool (STAROhio);
7. No-load money market mutual funds consisting, exclusively, of obligations described in division (1) or (2) and repurchase agreements secured by such obligations, provided that investments in securities described in this division are made only through eligible institutions;
8. Securities lending agreements in which the County lends securities and the eligible institution agrees to exchange either securities described in division (1) or (2) or cash or both securities and cash, equal value for equal value;
9. High grade commercial paper in an amount not to exceed five percent of the County's total average portfolio;
10. Bankers acceptances for a period not to exceed 270 days and in an amount not to exceed ten percent of the County's total average portfolio;

Investments in stripped principal or interest obligations, reverse repurchase agreements and derivatives are prohibited. The issuance of taxable notes for the purpose of arbitrage, the use of leverage and short selling are also prohibited. An investment must mature within five years from the date of purchase unless matched to a specific obligation or debt of the County, and must be purchased with the expectation that it will be held to maturity.

Pursuant to O.R.C. 135.181, financial institutions may establish a collateral pool to cover all public deposits. The face value of the pooled collateral must equal at least 105% of the public funds deposited. At least quarterly, the County determines the collateral has a market value adequate to cover deposits. Collateral is held by trustees, including the Federal Reserve Bank and designated third party trustees, of the financial institutions.

COUNTY OF SUMMIT, OHIO
 NOTES TO FINANCIAL STATEMENTS

6. CASH AND INVESTMENTS (Continued)

At December 31, 2002, the carrying amount of the County's deposits was \$11,604,927 and the bank balance was \$26,340,663. The difference in the carrying amount and the bank balance were items in transit. Of the bank balance:

1. \$2,186,013 was covered by federal depository insurance.
2. \$24,154,650 was held in a public fund collateral pool by third party trustees pursuant to Section 135.181, Ohio Revised Code. Although all statutory requirements for the deposit of money had been followed, under GASB Statement No. 3, this money is considered uninsured and uncollateralized.

Investments

As required by GASB Statement No. 3, the County's investments are categorized below to provide an indication of the level of custodial risk assumed at December 31, 2002. Category 1 includes investments that are insured or registered or for which the securities are held by the County or its agent in the County's name. Category 3 includes uninsured and unregistered investments for which the securities are held by the counterparty's trust department or agent but not in the County's name. The County's policy is to purchase investments through a broker and then have the financial institution act as the County's agent. The \$2,888,703 in category 3 consists of investments in federal securities made by the bank under an overnight investment agreement. At December 31, 2002, investment balances were as followed:

	<u>Category 1</u>	<u>Category 3</u>	<u>Fair Value</u>
Federal Government Securities	\$ 4,092,533	\$ -	\$ 4,092,533
Federal Agency Securities	115,482,510	-	115,482,510
Repurchase Agreements		<u>2,888,703</u>	<u>2,888,703</u>
	<u>\$119,575,043</u>	<u>\$ 2,888,703</u>	\$122,463,746
Investment in Mutual Funds			<u>154,671,307</u>
Total Investments			<u>\$277,135,053</u>

A reconciliation of cash and investments as shown on the Financial Statements is as follows:

Cash on Hand	\$ 2,241,604	Equity in Pooled Cash and Investments	\$277,586,746
Carrying amount of Deposits	11,604,927	Cash and Investments -	
Fair Value of Investments	<u>277,135,053</u>	Segregated Accounts	<u>13,394,838</u>
Total	<u>\$290,981,584</u>	Total	<u>\$290,981,584</u>

Certain disbursements for accounts within various funds have been made from the "Equity in Pooled Cash and Investments" account in excess of their individual equities. The balance of these amounts has been reported in the balance sheet as "Due To/From Other Funds." The following fund had a deficit cash balance:

<u>Fund</u>	<u>Cash Deficit</u>
Special Revenue - Governmental Grants	\$ 288,396

7. PROPERTY TAX REVENUES

Property taxes include amounts levied against all real, public utility and tangible (used in business) property located in the County. Real property taxes, for 2001, were levied after October 1, 2001, on the assessed value as of January 1, 2001, the lien date, and were collected in 2002. Assessed values are established by State Law at 35% of appraised market value. Public utility property taxes received in 2002 attached as a lien on December 31, 2000, were levied after October 1, 2001, and were collected with real property taxes.

Public utility property taxes are assessed on tangible personal property at true value. Tangible personal property taxes, for 2002, were levied after October 1, 2001, on the value listed as of December 31, 2001, and were collected in 2002. Tangible personal property assessments are 25% of true value. The assessed value upon which the 2001 taxes were collected was \$10,628,576,507. The full tax rate for all County operations applied to real property for fiscal year ended December 31, 2002, was \$12.22 per \$1,000 of assessed valuation. The assessed values of real and tangible personal property upon which 2002 property tax receipts were based are as follows:

Real Property	\$ 9,113,552,440
Public Utility	319,617,440
Tangible Personal Property	<u>1,195,406,627</u>
Total Assessed Value	<u>\$10,628,576,507</u>

Real and public utility property taxes are payable annually or semi-annually. If paid annually, payment is due January 20; if paid semi-annually, the first payment is due January 20 with the remainder payable by June 20. Under certain circumstances, state statute permits earlier or later payment dates to be established.

Tangible personal property taxes paid by multi-county taxpayers are due September 20. Single-county taxpayers may pay annually or semi-annually. If paid annually, payment is due April 30; if paid semi-annually, the first payment is due April 30 with the remainder payable by September 20.

7. PROPERTY TAX REVENUES (Continued)

COUNTY OF SUMMIT, OHIO
NOTES TO FINANCIAL STATEMENTS

The County Fiscal Officer collects property taxes on behalf of all taxing districts within the County. The County Fiscal Officer - Auditor's Division periodically remits to the taxing districts their portions of the taxes collected. Collection of the taxes and remittance of them to the taxing districts are accounted for in various funds of the County.

Property taxes receivable represent delinquent taxes and outstanding real property, public utility and tangible personal property taxes, which were measurable at December 31, 2002. Total property tax collections for the next fiscal year are measurable amounts. However, since these revenue collections to be received during the available period are not subject to reasonable estimation at December 31, nor are they intended to finance 2002 operations, the receivable is offset by a credit to Deferred Revenue.

8. SALES AND USE TAX

For the purpose of providing additional revenues, the County has levied a tax at the rate of one-half of one percent upon certain retail sales and upon the storage, use, or consumption of tangible personal property within the County. This levy is in addition to the five percent statewide sales tax levy. Vendor collections of the tax are paid to the State Treasurer by the twenty-third day of the month following collection. The State Tax Commissioner certifies to the State Auditor the amount of the tax to be returned to the County. The Tax Commissioner's certification must be made within forty-five (45) days after the end of each month. The State Auditor then has five (5) days in which to draw the warrant payable to the County.

Proceeds of the tax are credited entirely to the General Fund. Amounts that have been collected by the State and are to be received within sixty days of year-end are accrued as revenue, as measurable and available. A receivable is recognized at year-end for amounts that will be received from sales, which occurred during 2002. On a full accrual basis, the full amount of the receivable is recognized as revenue. On a modified accrual basis, the amount of the receivable that will be received outside of the available period is deferred. As of December 31, 2002, sales tax revenues amounted to \$33.1 million.

9. RECEIVABLES

Receivables, at December 31, 2002, consisted of taxes, accounts (billing for user charged services, including unbilled utility services), special assessments, accrued interest, loans and intergovernmental receivables arising from grants, entitlements, and shared revenues. The County of Summit has implemented GASB No. 38 "Certain Financial Statement Note Disclosures" which modifies disclosure requirements related to the summary of significant accounting policies. The County of Summit presents receivables on the statement of net assets and the combining balance sheet as disaggregated major components, therefore, full note disclosure is not required. Special assessments, accrued interest and intergovernmental receivables are deemed collectible in full. Delinquent accounts receivable may be certified and collected as a special assessment, subject to foreclosure for nonpayment. The County has \$1,012,692 in current special assessments at December 31, 2002, of that amount \$737,915 is delinquent.

The County applies the provisions of GASB No. 6 in accounting for and reporting special assessments and related transactions. The County's special assessments are secured by liens on assessed properties and are also backed by the full faith and credit of the County. Accordingly, they are accounted for and reported in the government-wide financial statement as governmental or business-type activities based on the purpose of the assessment. Long-term special assessments expected to be collected in more than one year amount to \$1,276,043 in the Business-type activities column. The special assessments receivable in the Other Special Revenue Funds represent Engineer's ditch maintenance, a service-type assessment, which is expected to be collected in more than one year and amounted to \$448,839 at December 31, 2002.

10. FEDERAL FOOD STAMP PROGRAM

The County Department of Job and Family Services distributes, through contracting issuance centers, federal food stamps to entitled recipients within the County. The receipt and issuance of these stamps have the characteristics of a federal "grant"; however, the Department of Job and Family Services merely acts in an intermediary capacity. Therefore, the inventory value of these stamps is not reflected in the accompanying financial statements as the only economic interest related to these stamps rests with the ultimate recipient. The County Department of Job and Family Services had on hand for distribution \$26,185 of federal food stamps at December 31, 2002.

11. CAPITAL ASSETS

Capital asset activity for the year ended December 31, 2002, was as follows:

COUNTY OF SUMMIT, OHIO
NOTES TO FINANCIAL STATEMENTS

	Beginning Balance	Additions/ Transfers	Deletions/ Transfers	Ending Balance
Governmental Activities:				
<u>Nondepreciable Capital Assets:</u>				
Land	\$ 6,725,634	\$ 823,833	\$ (57,309)	\$ 7,492,158
Construction in Progress	3,035,654	17,084,082	(9,796,745)	10,322,991
Total Nondepreciable Capital Assets	<u>9,761,288</u>	<u>17,907,915</u>	<u>(9,854,054)</u>	<u>17,815,149</u>
<u>Depreciable Capital Assets:</u>				
Land Improvements	1,252,752	3,290	-	1,256,042
Buildings and Building Improvements	144,525,583	597,898	-	145,123,481
Machinery and Equipment	22,703,195	10,723,314	(1,579,872)	31,846,637
Intangibles	2,732,137	35,000	-	2,767,137
Infrastructure	122,018,327	4,429,665	-	126,447,992
Total Depreciable Capital Assets	<u>293,231,994</u>	<u>15,789,167</u>	<u>(1,579,872)</u>	<u>307,441,289</u>
<u>Accumulated Depreciation:</u>				
Land Improvements	(718,382)	(75,016)	-	(793,398)
Buildings and Building Improvements	(43,196,829)	(3,566,696)	-	(46,763,525)
Machinery and Equipment	(17,523,168)	(2,226,959)	1,494,392	(18,255,735)
Intangibles	(2,594,290)	(74,079)	-	(2,668,369)
Infrastructure	(53,913,935)	(3,795,171)	13,781	(57,695,325)
Total Accumulated Depreciation	<u>(117,946,604)</u>	<u>(9,737,921)</u>	<u>1,508,173</u>	<u>(126,176,352)</u>
Depreciable Capital Assets, Net	<u>175,285,390</u>	<u>6,051,246</u>	<u>(71,699)</u>	<u>181,264,937</u>
Governmental activities Capital assets, net	<u>\$ 185,046,678</u>	<u>\$23,959,161</u>	<u>\$ (9,925,753)</u>	<u>\$ 199,080,086</u>
Business-type Activities:				
<u>Nondepreciable Capital Assets:</u>				
Land	\$ 842,595	\$ -	\$ (568)	\$ 842,027
Construction in Progress	29,601,625	1,475,775	(6,442,955)	24,634,445
Total Nondepreciable Capital Assets	<u>30,444,220</u>	<u>1,475,775</u>	<u>(6,443,523)</u>	<u>25,476,472</u>
<u>Depreciable Capital Assets:</u>				
Buildings and Building Improvements	41,058,678	275,306	-	41,333,984
Machinery and Equipment	27,939,371	228,648	(467,371)	27,700,648
Pump Stations	15,512,940	1,340,161	(49,246)	16,803,855
Treatment Plants	8,297,939	-	(823,712)	7,474,227
Sewer/Water Lines	202,747,914	9,663,388	(56,239)	212,355,063
Total Depreciable Capital Assets	<u>295,556,842</u>	<u>11,507,503</u>	<u>(1,396,568)</u>	<u>305,667,777</u>
<u>Accumulated Depreciation:</u>				
Buildings and Building Improvements	(21,338,772)	(1,007,093)	-	(22,345,865)
Machinery and Equipment	(21,624,182)	(966,030)	453,050	(22,137,162)
Pump Stations	(5,829,437)	(647,413)	49,246	(6,427,604)
Treatment Plants	(5,638,061)	(154,875)	700,053	(5,092,883)
Sewer/Water Lines	(51,036,178)	(2,938,545)	23,993	(53,950,730)
Total Accumulated Depreciation	<u>(105,466,630)</u>	<u>(5,713,956)</u>	<u>1,226,342</u>	<u>(109,954,244)</u>
Depreciable Capital Assets, Net	<u>190,090,212</u>	<u>5,793,547</u>	<u>(170,226)</u>	<u>195,713,533</u>
Business-type Activities Capital Assets, Net	<u>\$ 220,534,432</u>	<u>\$ 7,269,322</u>	<u>\$ (6,613,749)</u>	<u>\$ 221,190,005</u>

Depreciation expense was charged to functions/programs of the primary government as follows:

<u>Governmental activities:</u>	
Legislative and Executive	\$ 927,670
Judicial	676,553
Public Safety	2,152,870
Public Works	3,872,068
Health	1,204,386
Economic Development	69,458
Human Services	834,916
Total Governmental activities depreciation expense	<u>\$ 9,737,921</u>
<u>Business-type activities:</u>	
Water	\$ 216,398
Sewer	5,497,558
Total Business-type activities depreciation expense	<u>\$ 5,713,956</u>

11. CAPITAL ASSETS (Continued)

As of December 31, 2002, construction in progress for various capital projects of the County consisted of the

COUNTY OF SUMMIT, OHIO
NOTES TO FINANCIAL STATEMENTS

following:

<u>Projects</u>	<u>Construction in Progress</u>
<u>Governmental activities:</u>	
Jail Expansion Project	\$ 196,452
Veteran Services Building	19,415
Juvenile Court Expansion	5,156,908
County of Summit Parking Deck Expansion	3,665,142
Domestic Relations Court Addition	238,967
Portage Lakes Drive Sidewalk Phase 3	290,291
Canton Road	314,862
Pineland Outfall	101,064
Scenic Byway Signage	151,848
Turkey Road & West Nimisila Road	188,042
Totals Governmental activities	<u>10,322,991</u>
 <u>Business-type activities:</u>	
Sludge Handling Facility	135,495
Plant/Facility Improvements and Expansions	20,102,992
Waste Water Treatment Study	3,324,103
Munroe Falls Dam Study	3,135
Various Development Projects	1,068,720
Total Business-type activities	<u>24,634,445</u>
Total Construction-in-progress	<u>\$ 34,957,436</u>

12. DEFINED BENEFIT PENSION PLAN

All full-time employees of the County of Summit participate in the Ohio Public Employees Retirement System (OPERS). OPERS is a cost-sharing, multiple-employer, defined benefit pension plan created by the State of Ohio, which provides retirement and disability benefits, annual cost of living adjustments and death benefits to plan members and beneficiaries. The Ohio Revised Code, Chapter 145 assigns the authority to establish and amend benefits to the OPERS Board of Trustees. OPERS issues a stand-alone financial report, a copy of which may be obtained by mailing a written request to the Ohio Public Employees Retirement System, 277 East Town Street, Columbus, Ohio 43215-4642, or by calling (614) 466-2085 or 1-800-222-PERS (7377).

The Ohio Revised Code provides statutory authority for employee and employer contributions. The employee contribution rates are 8.5% for employees other than law enforcement and public safety. The law enforcement classification consists of sheriffs, deputy sheriffs and township police with a contribution rate of 10.1%. Public safety division members contribute at 9%. The employer contribution rate is 13.55% of covered payroll except for the law enforcement and public safety divisions, which is 16.70%. The employer contributions from the County to OPERS for the years ended 2002, 2001 and 2000 were \$18,468,385, \$17,529,666 and \$13,801,185, respectively, equal to the required contributions for each year.

13. POSTEMPLOYMENT BENEFITS OTHER THAN PENSION BENEFITS

In addition to the pension benefits described in Note 12, the Ohio Public Employees Retirement System provides post retirement health care coverage to age and service retirements with ten or more years of qualifying Ohio service credit. Health care coverage for disability recipients and primary survivor recipients is available. The health care coverage provided by the retirement system is considered an Other Postemployment Benefit (OPEB) as described in GASB Statement No. 12. A portion of each employer's contribution to OPERS is set aside for the funding of post retirement health care. The OPERS law enforcement program is separated into two divisions, law enforcement and public safety, with separate employee contribution rates and benefits. The employer contribution rate for the year 2002, for local government employer units was 13.55% of covered payroll, of which 5.00% was the portion used to fund health care for the year. For both the law enforcement and public safety divisions the employer rate for 2002 was 16.70%, of which 5.00% was used to fund health care for both divisions.

The Ohio Revised Code provides the statutory authority requiring public employers to fund post retirement health care through their contributions to OPERS.

13. POSTEMPLOYMENT BENEFITS OTHER THAN PENSION BENEFITS (Continued)

An entry age normal actuarial cost method of valuation is used in determining the present value of OPEB. All

COUNTY OF SUMMIT, OHIO
NOTES TO FINANCIAL STATEMENTS

investments are carried at market value. For actuarial valuation purposes, a smoothed market approach is used and asset values are adjusted annually to reflect 25% of unrealized market appreciation or depreciation on investment assets. The investment assumption rate of return for 2001 was 8.00%, which is based on the System's latest Actuarial Review performed as of December 31, 2001. An annual increase of 4.00% compounded annually, is the base portion of the individual pay increase assumption and annual pay increases, over the 4.00% base, were assumed to range from .50% to 6.30%. This assumes no change in the number of active employees. Health care costs were assumed to increase 4.00% annually.

OPEB are advanced-funded on an actuarially determined basis. OPEB are financed through employer contributions and investment earnings thereon. The employer contributions amounted to \$5,760,736 for county employees and \$855,277 for law enforcement and public safety division employees. \$11.6 billion represents the actuarial value of the Retirement System's net assets available for OPEB at December 31, 2001. The actuarially accrued liability and the unfunded actuarial accrued liability, based on the actuarial cost method used, were \$16.4 billion and \$4.8 billion, respectively. The number of active contributing participants was 402,041.

14. DEFERRED COMPENSATION

County employees and elected officials may participate in either of two state-wide deferred compensation plans or one insurance deferred compensation plans created in accordance with Internal Revenue Code Section 457, one offered by the State of Ohio, one by the County Commissioners Association of Ohio and the last offered by Aetna Life Insurance and Annuity Company. Participation is on a voluntary payroll deduction basis and is available to all employees. The plans permit deferral of compensation until future years. According to the plans, the deferred compensation is not available to employees until termination, retirement, death or emergency. As of December 1999, the two state-wide and one insurance deferred compensation plans were established as Trusts, as required by the amended Internal Revenue Code Section 457. This amended section requires that in order for a plan to be an eligible plan, all assets and income of the plan must be held in trust for the exclusive benefit of participants and their beneficiaries.

The County Commissioner's Plan Trust, the Ohio Deferred Compensation Program and the Aetna Life Insurance and Annuity Company are held for the exclusive benefit of participants and their beneficiaries. Except as otherwise provided in the Plan, it is impossible under any circumstances at any time for any part of the corpus or income of the Trust fund to be used for, or diverted to, purposes other than for the exclusive benefit of participants and their beneficiaries. And, in accordance with GASB Statement No. 32, the County has removed these Deferred Compensation Plans from the County's Agency Fund.

The Board of Mental Retardation and Developmental Disabilities and the Children Services Board employees and appointed officials may also participate in a deferred compensation plan, VALIC and Metropolitan Life, respectively, created in accordance with Internal Revenue Code Section 403(b). Participation is on a voluntary payroll deduction basis and is available to all employees. The plan permits deferral of compensation until future years. According to the plan, the deferred compensation is not available to employees until termination, retirement, death or unforeseeable emergency.

15. OBLIGATIONS UNDER CAPITALIZED AND OPERATING LEASES

The County has entered into agreements to lease office equipment, which qualify for capitalization under Statement of Financial Accounting Standards No. 13, "Accounting for Leases". The County also has operating leases for building space and equipment in various offices. These lease payments are recorded as expense/expenditures for the current period. Future minimum lease payments under capital lease obligations and operating leases are as follows:

Year	Governmental Activities Capital Leases	Operating Leases
2003	\$ 334,071	\$ 819,651
2004	315,879	530,582
2005	128,778	263,057
2006	63,105	266,200
2007	26,581	256,970
2008 to 2011	<u> </u>	<u>497,541</u>
Total Operating Leases		<u>\$2,634,002</u>
Total Minimum Lease Payments	868,414	
Less: Amount Representing Interest	(86,711)	
Present Value Minimum Lease Payments	<u>\$ 781,703</u>	

The assets acquired through capital leases are as follows:

	Governmental Activities
Assets:	
Machinery and Equipment	\$ 1,782,230
Less: Accumulated Depreciation	(1,102,065)
Total	<u>\$ 680,165</u>

15. OBLIGATIONS UNDER CAPITALIZED AND OPERATING LEASES (Continued)

A summary of capital lease obligations transactions for the year ended December 31, 2002, follows:

COUNTY OF SUMMIT, OHIO
NOTES TO FINANCIAL STATEMENTS

	Beginning Balance	Additions	Deletions	Ending Balance	Due Within One Year
Government Activities:					
General Government	\$ 621,995	\$ 282,006	\$ (319,809)	\$ 584,192	\$ 211,429
Internal Service	284,421	-	(86,910)	197,511	28,679
Total	<u>\$ 906,416</u>	<u>\$ 282,006</u>	<u>\$ (406,719)</u>	<u>\$ 781,703</u>	<u>\$ 240,108</u>

The County of Summit's total lease expenses for 2002, was approximately \$843,500.

16. COMPENSATED ABSENCES

Vacation is accumulated at varying rates ranging from two to six weeks per year depending on length of service. Accumulated vacation may be carried over with no restrictions for an employee. However, unused vacation at the time of termination of employment cannot exceed three times the annual credit. This maximum payment of accumulated vacation time would be equal to 600 hours. All employees earn sick leave at the rate of 4.6 hours for each 80 hours of work completed. Sick leave vests with 10 years service at age 60, 25 years service at age 55 or 30 years service at any age. Although the sick leave vests as noted above, the County records a liability for sick leave for all employees with service time of more than 8 years. Employees are paid at one-half of the accumulated sick time up to a maximum payment equal to 720 hours. All sick leave and vacation payments are made at employees current wage rates.

17. NOTES PAYABLE

The County did not issue notes during 2002. Existing notes were retired from bond proceeds. A summary of the note transactions for the year ended December 31, 2002, follows:

Funds	Beginning Balance	Issued	Retired	Ending Balance
Capital Projects	\$ 6,000,000	\$ -	\$ (6,000,000)	\$ -
Enterprise	3,400,000	-	(3,400,000)	-
Total	<u>\$ 9,400,000</u>	<u>\$ -</u>	<u>\$ (9,400,000)</u>	<u>\$ -</u>

18. LONG TERM DEBT OBLIGATIONS

The original issue date, interest rate and original issue amount for each of the County's bonds, long-term notes and loans are as follows:

General Long-Term Obligations	Original Issue Date	Interest Rate	Original Issue Amount
Governmental Activities:			
Series B: Human Services Facility	3-1-91	4.80-6.95	\$ 4,305,000
Human Services Facility	3-1-92	3.25-6.625	8,092,000
Correction Facility	3-1-92	3.50-6.625	670,000
Fairgrounds Arena	9-1-94	4.00-6.40	1,490,000
Mental Health Facilities	9-1-94	4.00-6.40	2,890,000
Engineer Capital Projects	9-1-94	4.00-6.40	5,160,000
District Health Building	9-1-94	4.00-6.40	180,000
Capital Building Improvement	3-1-95	4.60-5.85	7,675,000
Human Services Facility	3-1-95	4.60-5.85	785,000
Akron Jail Pod	3-1-96	3.25-5.25	6,560,000
Computerized Mapping System	3-1-96	3.25-5.25	1,465,000
Building & Equipment	6-1-96	3.70-5.50	1,600,000
Engineer Facility	6-1-96	3.70-5.50	130,000
Embassy Parkway	12-1-96	3.70-5.50	2,335,000
Justice Facility 91A-AR	10-1-98	3.30-4.65	3,395,786
Capital Improvements 91A-AR	10-1-98	3.30-4.65	2,374,830
Building Improvements 91A-AR	10-1-98	3.30-4.65	427,248
1991 Building Improvements 91A	10-1-98	3.30-4.65	7,906,854
Human Services Facility	10-1-98	3.30-4.65	5,414,512
Power Street	10-1-98	3.30-4.65	450,271
Fairgrounds Arena	10-1-98	3.30-4.65	849,290
Mental Health Facilities	10-1-98	3.30-4.65	1,651,398
Engineer Capital Projects	10-1-98	3.30-4.65	2,937,129
District Health Building AR98	10-1-98	3.30-4.65	47,173
Ohio Building Parking Deck	5-1-02	3.00-5.00	7,090,000
Executive-800 Mhz Communications	5-1-02	3.00-5.00	7,345,000
Juvenile Court Expansion	5-1-02	3.00-5.00	14,595,000

18. LONG TERM DEBT OBLIGATIONS (Continued)

Original Issue Date	Interest Rate	Original Issue Amount
------------------------	------------------	--------------------------

COUNTY OF SUMMIT, OHIO
NOTES TO FINANCIAL STATEMENTS

Business-Type Activities:

Series B: Sewer Q415,911	3-1-91	4.80-6.95	\$	505,000
Elmcrest Sewer	3-1-92	3.25-4.60		199,300
Ledge Road Sewer	3-1-92	3.25-4.60		376,400
Bedford Road Sewer	3-1-92	3.25-4.60		37,300
Building Improvement	3-1-96	3.25-5.25		170,000
Sewer Vehicle & Equipment	6-1-96	3.70-5.50		4,092,600
Water Vehicle & Equipment	6-1-96	3.70-4.90		827,400
Sewer Improvement	6-1-97	4.00-5.70		3,390,000
Water Tower Q990	10-1-98	3.30-4.65		321,823
Sewer Q923, Q801	10-1-98	3.30-4.65		793,460
Elmcrest Sewer AR98	10-1-98	3.30-4.65		108,403
Ledge Road Sewer AR98	10-1-98	3.30-4.65		229,188
Bedford Road Sewer AR98	10-1-98	3.30-4.65		22,626
Sewer Bond	11-1-99	4.20-6.25		13,075,000
Sewer Rehab Q938	11-4-99	5.50-5.85		1,871,557
Sewer Bond	6-1-00	4.80-6.25		30,330,000
Sewer Bond	5-31-01	4.00-5.50		18,000,000
Sewer Bond	5-1-02	3.00-5.00		975,000
Sewer Bond Series 2002 AR	5-1-02	3.00-5.50		30,350,000

Long-term Notes

General Obligation Notes

Canton Akron Business Park	11-4-99	4.65-6.60	\$	1,753,627
----------------------------	---------	-----------	----	-----------

Tax Anticipation Notes

Akron Zoological Park	1-15-01	4.25-4.00	\$	18,000,000
-----------------------	---------	-----------	----	------------

Long-term Loans:

OWDA Loans

Hudson Q135	1984	9.99	\$	62,794
Route 18 Sewer Q523	1984	9.88		652,192
Greenwood Village Q111	1985	10.54		543,159
Highland Road Sewer Q138	1985	11.19		68,174
Medina Road Sewer Q525	1987	8.97		56,392
Reminderville Sewer System Q129	1988	8.23		454,739
Barlow Road Pump Q141	1988	7.60		866,269
Route 18 Water Q577	1984	9.88		330,037
Bathview Estates Q579	1985	10.85		354,283
Medina Road Water Q578	1987	8.97		105,857
Montrose Water Tower Q590	1989	8.23		774,482
Copley Meadows Water Q595	1990	7.65		119,607
Springfield Q901 Q911	1997	6.56		13,139,865
Plant #6 Abandonment Q134	1990	8.48		2,603,002
WWTP #5 Abandonment Q125	1990	8.26		2,397,980
Melody Village Q803	1990	8.09		591,687
Abandonment #15 Q145	1992	8.40		10,687,359
Fishcreek #25 Q402	1992	7.11		1,907,185
Country Club Village #30 Q905	1992	8.31		271,523
Copley-Medina Route 18 Q526	1992	7.51		358,711
Pump Station #2 Replacement Q321	1992	7.77		165,937
Plant #13 Q505	1992	7.66		220,483
Roseland Plant #1 Q148	1993	7.66		1,678,877
Hudson PS #21 Q512	1993	7.45		181,331
Fairlawn Force Main Q531	1993	6.85		100,616
Gilwood-Call Q432	1997	6.72		5,139,732
Gilwood-Call Q432 Supplement I	1997	6.49		500,000
Fishcreek Plant 25 Q403	1997	7.21		2,756,098
Plant 30 Abandonment Q929	1997	6.72		2,831,030
Plant 18 Abandonment Q929	1997	6.02		60,389
Plant 29 Expansion Q157	2000	5.88		600,000

OPWC Loans

Plant #30 Abandonment I	1995	N\A	\$	721,000
Plant #30 Abandonment II	1995	N\A		529,000

ODD Loan

Springfield Agricultural Assessment	4-17-78	N/A	\$	29,458
-------------------------------------	---------	-----	----	--------

General obligation bonds are direct obligations of the County for which its full faith and credit are pledged and are payable from taxes levied on all taxable property located in the County. The County has issued general obligation bonds to provide funds for the acquisition and construction of major capital facilities. In government-wide financial statements, and proprietary fund types in the fund financial statements, long-term obligations are reported as liabilities in the applicable governmental activities, business-type activities, or proprietary fund type statement of net assets. The County's long term debt at December 31, 2002, consists of general obligation bonds, long term general obligation notes, long term tax anticipation notes, Ohio Water Development Authority (OWDA) Loans, Ohio Public Works Commission (OPWC) Loans and Ohio Department of Development (ODD) Loans.

18. LONG TERM DEBT OBLIGATIONS (Continued)

General obligation bonds are secured by the County of Summit's ability to levy a voted or unvoted property tax within limitations of Ohio law. Self-supporting bonds are secured by an unvoted property tax levy

COUNTY OF SUMMIT, OHIO
NOTES TO FINANCIAL STATEMENTS

(special assessments); with principal and interest to be paid from enterprise fund user charges, and other revenue sources. OWDA and OPWC Loans will be repaid by special assessments and/or enterprise funds user charges. The Summit County Port Authority under a contract with the County will repay the long-term general obligation notes.

During 1999, the County issued Long term General Obligation Notes. The notes are unvoted general obligations of the County. The County expects to pay principal and interest on the portion of the notes issued for infrastructure improvements, from payments by the Summit County Port Authority, under an agreement between the County and the Port Authority. These notes are not subject to redemption before their maturity date. The Long-term General Obligation Notes are issued under the authority of the general laws of the State of Ohio, Ohio Revised Code, Chapter 133.

During 2001, the County issued Long-term Tax Anticipation Notes for zoo improvements and expansion. The voters of the County approved a .8 mill property tax levy to fund major expansion and construction at the Zoo. The tax levy is expected to generate approximately \$8.2 million annually. The Tax Anticipation Notes are issued under the authority of the general laws of the State of Ohio, Ohio Revised Code, Chapter 133.24.

The Ohio Department of Development Loans were issued to property owners in 1977 and 1978. The Loans are to defer the collection of assessments on agricultural land. The Loans are being deferred so long as the land is used for agricultural purposes. If the land is ever used for purposes other than agricultural, the loans are due and payable, the assessments are then due and collectible by the County, and the monies collected are to be remitted to the ODD within one year of collection. The ODD Loans are non-interest bearing so long as, once the assessment is due and payable, the amounts collected are paid to the ODD within one year.

The notes above have been issued once and are not subject to payment and reissue each year. Therefore, for reporting purposes the County has deemed these long-term obligations and has reported them in the financial statements as long-term debt.

The following is a summary of changes in long-term debt and other obligations, of the County, for the year ended December 31, 2002:

	Beginning Balance	Additions	Deductions	Ending Balance	Due Within One Year
Governmental Activities:					
Long-term Payables:					
General Obligation Bonds	\$ 44,965,198	\$ 29,030,000	\$ 4,326,666	\$ 69,668,532	\$ 5,608,684
General Obligation Notes	1,753,627		21,705	1,731,922	48,965
Tax Anticipation Notes	15,840,000		2,380,000	13,460,000	2,480,000
Bond Premiums		1,226,420	29,913	1,196,507	59,825
Total Long-term Payables	<u>62,558,825</u>	<u>30,256,420</u>	<u>6,758,284</u>	<u>86,056,961</u>	<u>8,197,474</u>
Other Liabilities:					
Compensated Absences	16,925,919	13,118,430	11,139,485	18,904,864	5,451,904
Claims and Judgments	14,347,079	262,462	1,570,861	13,038,680	
Capital Leases	906,416	282,006	406,719	781,703	240,108
Total Other Liabilities	<u>34,186,669</u>	<u>11,655,643</u>	<u>13,117,065</u>	<u>32,725,247</u>	<u>5,692,012</u>
Total Governmental Activities	<u>\$ 96,745,494</u>	<u>\$ 41,912,063</u>	<u>\$ 19,875,349</u>	<u>\$ 118,782,208</u>	<u>\$ 13,889,486</u>
Business-type Activities:					
Long-term Payables:					
General Obligation Bonds	\$ 67,956,358	\$ 31,325,000	\$ 31,398,332	\$ 67,883,026	\$ 2,621,316
OWDA Loans	28,346,896		1,861,169	26,485,727	1,320,243
OPWC Loans	875,000		62,500	812,500	62,500
ODD Loans	29,458			29,458	29,458
Bond Premiums		2,214,267	56,725	2,157,542	113,449
Less deferred on refunding		(3,840,043)	(98,463)	(3,741,580)	(196,925)
Total Long-term Payables	<u>97,207,712</u>	<u>29,699,224</u>	<u>33,280,263</u>	<u>93,626,673</u>	<u>3,950,041</u>
Other Liabilities:					
WPCLF-Temporary		217,919		217,919	34,205
Compensated Absences	167,828	1,471,707	609,662	1,029,873	286,305
Total Other Liabilities	<u>167,828</u>	<u>1,689,626</u>	<u>609,662</u>	<u>1,247,792</u>	<u>320,510</u>
Total Business-type Activities	<u>\$ 97,375,540</u>	<u>\$ 31,388,850</u>	<u>\$ 33,889,925</u>	<u>\$ 94,874,465</u>	<u>\$ 4,270,551</u>

18. LONG TERM DEBT OBLIGATIONS (Continued)

The following is a summary of the County's future annual debt service requirements for long-term debt:

**COUNTY OF SUMMIT, OHIO
NOTES TO FINANCIAL STATEMENTS**

Year	Governmental Activities					
	General Obligation Bonds		Long-term General Obligation Notes		Long-term Tax Anticipation Notes	
	Principal	Interest	Principal	Interest	Principal	Interest
2003	\$ 5,608,684	\$ 3,417,220	\$ 48,965	\$ 11,035	\$ 2,480,000	\$ 549,150
2004	5,863,943	3,170,805	69,873	20,126	2,580,000	444,470
2005	6,162,974	2,887,663	98,248	36,752	2,690,000	338,690
2006	6,254,643	2,614,142	115,408	54,592	2,800,000	228,400
2007	6,569,325	2,330,502	131,756	73,244	2,910,000	116,400
2008-2012	18,538,963	8,337,765	666,545	553,455		
2013-2017	12,130,000	4,306,842	462,150	787,850		
2018-2022	8,360,000	1,467,264	138,977	356,023		
2023	180,000	12,150				
Total	<u>\$ 69,668,532</u>	<u>\$ 28,544,353</u>	<u>\$ 1,731,922</u>	<u>\$ 1,893,077</u>	<u>\$ 13,460,000</u>	<u>\$ 1,677,110</u>

Year	Business-type Activities					
	General Obligation Bonds		Ohio Water Development Authority		Ohio Public Works Commission	Ohio Department of Development
	Principal	Interest	Principal	Interest	Principal	Principal
2003	\$ 2,621,316	\$ 3,476,962	\$ 1,320,242	\$ 1,587,550	\$ 62,500	\$ 29,458
2004	2,811,056	3,355,961	1,841,969	1,905,791	62,500	
2005	2,847,026	3,203,777	1,867,104	1,762,528	62,500	
2006	2,980,357	3,090,960	1,929,062	1,618,482	62,500	
2007	3,125,676	2,943,486	1,769,159	1,475,591	62,500	
2008-2012	15,351,052	13,585,957	9,731,393	5,072,925	312,500	
2013-2017	19,241,543	9,156,426	5,349,945	2,024,671	187,500	
2018-2022	18,905,000	2,642,526	2,676,853	434,936		
Total	<u>\$ 67,883,026</u>	<u>\$ 41,456,055</u>	<u>\$ 26,485,727</u>	<u>\$ 15,882,474</u>	<u>\$ 812,500</u>	<u>\$ 29,458</u>

Long-term liability activity for the year ended December 31, 2002, was as follows:

Governmental Activities:

	Beginning Balance	Additions	Deductions	Ending Balance	Due Within One Year
<u>General Obligation Bonds:</u>					
Series B: Human Services Facility	\$ 2,035,000		\$ 280,000	\$ 1,755,000	\$ 300,000
Human Services Facility	750,000		365,000	385,000	385,000
Correction Facility	60,000		30,000	30,000	30,000
Fairgrounds Arena	415,000		60,000	355,000	65,000
Mental Health Facilities	815,000		120,000	695,000	125,000
Engineer Capital Projects	1,445,000		210,000	1,235,000	220,000
District Health Building	95,000		15,000	80,000	15,000
Capital Building Improvement	5,295,000		470,000	4,825,000	495,000
Human Services Facility	545,000		50,000	495,000	50,000
Akron Jail Pod	5,140,000		270,000	4,870,000	280,000
Computerized Mapping System	655,000		155,000	500,000	160,000
Building & Equipment	1,190,000		95,000	1,095,000	100,000
Engineer Facility	100,000		10,000	90,000	10,000
Embassy Parkway	2,145,000		45,000	2,100,000	50,000
Justice Facility 91A-AR	3,235,144		479,694	2,755,450	503,121
Capital Improvements 91A-AR	2,262,486		335,472	1,927,014	351,856
Building Improvements 91A-AR	407,035		60,353	346,682	63,301
1991 Building Improvements 91A	7,532,810		1,116,934	6,415,876	1,171,482
Human Services Facility	5,144,874		86,980	5,057,894	91,329
Power Street	427,847		7,233	420,614	7,595
Fairgrounds Arena	816,000		10,065	805,935	10,839
Mental Health Facilities	1,586,666		19,570	1,567,096	21,075
Engineer Capital Projects	2,824,001		33,806	2,790,195	36,484
District Health Building AR98	43,335		1,559	41,776	1,602
Ohio Building Parking Deck		\$ 7,090,000	-	7,090,000	230,000
Executive 800 Mhz Communication		7,345,000	-	7,345,000	365,000
Juvenile Court Expansion		14,595,000	-	14,595,000	470,000
Total General Obligation Bonds	<u>44,965,198</u>	<u>29,030,000</u>	<u>4,326,666</u>	<u>69,668,532</u>	<u>5,608,684</u>
<u>Long-term Notes:</u>					
<u>General Obligation Notes:</u>					
CAK International Business Park	1,753,627		21,705	1,731,922	48,965
<u>Tax Anticipation Notes:</u>					
Akron Zoological Park	15,840,000		2,380,000	13,460,000	2,480,000
Total Long-term Notes	<u>17,593,627</u>		<u>2,401,705</u>	<u>15,191,922</u>	<u>2,528,965</u>
Total Governmental Activities	<u>\$ 62,558,825</u>	<u>\$ 29,030,000</u>	<u>\$ 6,728,371</u>	<u>\$ 84,860,454</u>	<u>\$ 8,137,649</u>

18. LONG TERM DEBT OBLIGATIONS (Continued)

Business-type Activities:

**COUNTY OF SUMMIT, OHIO
NOTES TO FINANCIAL STATEMENTS**

	Beginning Balance	Additions	Deductions	Ending Balance	Due Within One Year
General Obligation Bonds:					
Series B: Sewer Q415,911	\$ 250,000		\$ 30,000	\$ 220,000	\$ 40,000
Elmcrest Sewer	19,400		10,300	9,100	9,100
Ledge Road Sewer	36,900		17,900	19,000	19,000
Bedford Road Sewer	3,700		1,800	1,900	1,900
Building Improvement	140,000		5,000	135,000	10,000
Sewer Vehicle & Equipment	646,159		165,300	480,859	169,750
Water Vehicle & Equipment	63,841		24,700	39,141	25,250
Sewer Improvement	2,955,000		125,000	2,830,000	130,000
Water Tower Q990	306,600		45,461	261,139	47,681
Sewer Q923, Q801	755,923		112,085	643,838	117,559
Elmcrest Sewer AR98	103,004		1,741	101,263	1,828
Ledge Road Sewer AR98	217,774		3,682	214,092	3,866
Bedford Road Sewer AR98	21,500		363	21,137	382
Sewer Bond	13,020,000		8,310,000	4,710,000	445,000
Sewer Rehab Q938	1,871,557		-	1,871,557	-
Sewer Bond	29,545,000		21,180,000	8,365,000	865,000
Sewer Bond	18,000,000		565,000	17,435,000	585,000
Sewer Bond Retirement		\$ 975,000	-	975,000	30,000
Sewer Bond Series 2002 AR		30,350,000	800,000	29,550,000	120,000
Total General Obligation Bonds	<u>67,956,358</u>	<u>31,325,000</u>	<u>31,398,332</u>	<u>67,883,026</u>	<u>2,621,316</u>
OWDA Loans:					
Hudson Q135	18,660		5,638	13,022	6,201
Route 18 Sewer Q523	150,610		56,323	94,287	61,887
Greenwood Village Q111	164,344		49,393	114,951	27,299
Highland Road Sewer Q138	24,130		6,034	18,096	6,709
Medina Road Sewer Q525	25,836		3,846	21,990	4,192
Reminderville Sewer System Q129	216,277		29,313	186,964	15,862
Barlow Road Pump Q141	423,403		58,248	365,155	31,347
Route 18 Water Q577	57,700		27,492	30,208	15,104
Bathview Estates Q579	108,746		32,588	76,158	18,061
Medina Road Water Q578	45,045		7,531	37,514	4,103
Montrose Water Tower Q590	506,823		32,271	474,552	16,774
Hudson Road Waterline Q574	153,293		153,293	-	-
Copley Meadows Water Q595	56,404		7,757	48,647	4,175
Springfield Q901 Q911	1,050,127		208,636	841,491	109,288
Plant #6 Abandonment Q134	1,855,394		101,651	1,753,743	110,272
WWTP #5 Abandonment Q125	1,753,266		85,455	1,667,811	92,514
Melody Village Q803	429,231		21,144	408,087	22,854
Abandonment #15 Q145	7,828,256		378,086	7,450,170	409,870
Fishcreek #25 Q402	1,268,856		75,067	1,193,789	80,404
Country Club Village #30 Q905	160,712		14,941	145,771	16,183
Copley-Medina Route 18 Q526	233,062		17,711	215,351	19,041
Pump Station #2 Replacement Q321	70,211		13,660	56,551	14,721
Plant #13 Q505	92,912		18,109	74,803	19,497
Roseland Plant #1 Q148	1,056,199		85,789	970,410	46,180
Hudson PS #21 Q512	89,617		13,802	75,815	7,149
Fairlawn Force Main Q531	52,401		7,354	45,047	3,929
Graham Road Water Q478	14,980		14,980	-	-
Gilwood-Call Q432	4,597,473		121,024	4,476,449	62,479
Gilwood-Call Q432 Supplement I	445,774		44,517	401,257	5,735
Fishcreek Plant 25 Q403	2,282,139		76,451	2,205,688	39,556
Plant 30 Abandonment Q929	2,532,347		66,662	2,465,685	34,414
Plant 18 Abandonment Q929	40,472		3,790	36,682	4,018
Plant 29 Expansion Q157	542,196		22,613	519,583	10,425
Total OWDA Loans	<u>28,346,896</u>		<u>1,861,169</u>	<u>26,485,727</u>	<u>1,320,243</u>
OPWC Loans:					
Plant #30 Abandonment	504,700		36,050	468,650	36,050
Plant #30 Abandonment	370,300		26,450	343,850	26,450
Total OPWC Loans	<u>875,000</u>		<u>62,500</u>	<u>812,500</u>	<u>62,500</u>
ODD Loan:					
Springfield Agricultural	29,458			29,458	29,458
Total Business-type Activities	<u>\$ 97,207,712</u>	<u>\$ 31,325,000</u>	<u>\$ 33,322,001</u>	<u>\$ 95,210,711</u>	<u>\$ 4,033,517</u>

18. LONG TERM DEBT OBLIGATIONS (Continued)

In addition to the above loans presented in the foregoing schedule, the County has entered into an agreement

COUNTY OF SUMMIT, OHIO
NOTES TO FINANCIAL STATEMENTS

with OWDA for a loan from the Water Pollution Control Loan Fund (WPCLF) for a project within the county. The project is still under construction and funds received thus far are for reimbursement of expenses incurred. Therefore, the County's liability for this loan, as of December 31, 2002, are for the amounts forwarded to the county as of this date. Although these payments are made on a "temporary" amortization schedule provided by the WPCLF, these liabilities are not reflected within the accompanying summary of the County's future annual debt service requirements for long-term debt. These "temporary" amortization schedules are based on the estimated total amount of funds to be borrowed by the County even though only a portion may have been received at December 31, 2002. The County also pays interest on these temporary loans. Upon completion WPCLF will present the County with a one-time adjustment for any amounts on the temporary amortization schedule that will be applied to the County's next payment. Permanent amortization schedules are then compiled and all future debt payments by the County will be based on that schedule. At December 31, 2002, the loan liability amounted to \$217,919, with a scheduled payment of \$34,205 due in 2003.

The compensated absences liability will be paid from the funds from which the employees' salaries are paid. This includes all the funds except Akron Zoo Project, Debt Service and Other Capital Improvements. The capital lease obligations will be paid from the General, Board of Mental Retardation, Child Support Enforcement Agency and Office Services Funds.

The Ohio Revised Code provides that the net principal amount of unvoted general obligation debt of the County, excluding exempt debt, may not exceed 1% of the total assessed valuation of all property in the County, and that the principal amount of both voted and unvoted general obligation debt of the County, excluding the exempt debt, may not exceed a sum equal to \$6,000,000 plus 2.5% of the assessed valuation in excess of \$300 million. These two limitations are referred to as the "direct debt limitations" and may be amended by the Ohio General Assembly.

At December 31, 2002, the County had net indebtedness (voted and unvoted) of \$52.6 million. A direct debt margin of \$215 million and a unvoted debt margin of \$57.1 million.

During 1998, the County issued \$26,930,000 in General Obligation bonds to advance refund a total of \$23,895,000 of certain portions of 1991, 1992, and 1994 series bonds. The net proceeds of \$26,565,834 were used to purchase U.S. Government securities. Those securities were deposited in an irrevocable trust with an escrow agent to provide for all future debt service payments on the advance refunded bonds. As a result, the advance refunded bonds are considered to be defeased, and the liability of the Governmental Fund Type bonds has been removed from the General Long Term Obligations Account Group. The principal balance outstanding on the defeased bonds was approximately \$4,650,000 at December 31, 2002.

During 2002, the County issued \$30,350,000 of general obligation refunding bonds for the Department of Environmental Service's Sewer Division to provide resources to purchase U.S. Government State and Local Government Series securities that were placed in an irrevocable trust for the purpose of generating resources for all future debt service payments of \$28,240,000 of general obligation bonds. As a result, the refunded bonds are considered to be defeased and the liability has been removed from the business-type activities column of the statement of net assets. The reacquisition price exceeded the net carrying amount of the old debt by \$3,840,043. This amount is being netted against the new debt and amortized over the remaining life of the new debt issued. This advance refunding was undertaken to reduce total debt service payment over the next 20 years by \$1,641,221 and resulted in an economic gain of \$1,013,828.

19. CONDUIT DEBT OBLIGATIONS

The County has issued Industrial Development Revenue Bonds (IDRB) to provide financial assistance to private sector entities for the acquisition and construction of industrial and commercial facilities deemed to be in the public interest. The bonds are secured by the property financed and are payable solely from payments received on the underlying mortgage loans. Upon repayment of the bonds, ownership of the acquired facilities transfers to the private-sector entity served by the bond issuance.

As of December 31, 2002, there were seventy-seven series of IDRB's outstanding. The principal amount payable for the five issued during 2002 was \$70,470,000. The aggregate remaining principal amount payable for the seventy-two issued prior to 2002 could not be determined; however, their original issue amounts totaled \$261,441,000. Industrial Development Revenue Bonds are not obligations of the County and, therefore, are not reported as liabilities in the accompanying financial statements.

In August 1999, the County entered into a Guaranty Agreement in connection with \$3.5 million of Port Facilities Revenue Bonds issued by the Summit County Port Authority. The Port Authority Bonds are backed by a letter of credit, and the Guaranty runs in favor of the bank issuing the letter of credit. The Guaranty is not a general obligation of the County and the full faith and credit of the County is not pledged to the Guaranty. The Guaranty does not count against the County's direct or indirect debt limitations. The Guaranty is not an obligation of the County and, therefore, is not reported as a liability in the accompanying financial statements.

20. INTERNAL BALANCES

Due to/from other funds balances at December 31, 2002, consist of the following individual fund receivables

COUNTY OF SUMMIT, OHIO
NOTES TO FINANCIAL STATEMENTS

and payables:

Receivable Fund	Payable Fund	Amounts
General	Nonmajor governmental funds	\$ 1,077,685
Children Services Board	Job & Family Services	152,438
	Nonmajor governmental funds	2,050
Alcohol, Drug Addiction & Mental Health	Board of Mental Retardation	343
Board of Mental Retardation	General	6,014
	Alcohol, Drug Addiction & Mental Health	5,110
	Agency funds	294
Nonmajor governmental funds	General	4,672
	Sewer	5,276
	Agency funds	231
Sewer	General	301
Internal Service funds	General	677,159
	Job & Family Services	149,811
	Children Services Board	188,402
	Alcohol, Drug Addiction & Mental Health	12,797
	Board of Mental Retardation	228,051
	Nonmajor governmental funds	228,728
	Sewer	67,880
	Water	5,670
	Internal Service funds	8,525
	Agency funds	83,477
Agency funds	General	296,684
	Job & Family Services	68,996
	Children Services Board	93,786
	Alcohol, Drug Addiction & Mental Health	6,586
	Board of Mental Retardation	106,094
	Nonmajor governmental funds	190,280
	Sewer	31,321
	Water	2,811
	Internal Service funds	5,030
	Agency funds	2,689
Total		<u>\$ 3,709,191</u>

Interfund transfers for the year ended December 31, 2002, consisted of the following:

Transfer Out	Job & Family Services	Board of Mental Retardation	Debt Service	Nonmajor Governmental Funds	Total
General	\$ 4,236,073			\$ 678,259	\$ 4,914,332
Job & Family Services			\$ 1,221,606		1,221,606
Board of Mental Retardation				533,333	533,333
Nonmajor governmental funds		\$ 19,097	623,314	101,983	744,394
Sewer			69,773		69,773
Water			22,034		22,034
Total	<u>\$ 4,236,073</u>	<u>\$ 19,097</u>	<u>\$ 1,936,727</u>	<u>\$ 1,313,575</u>	<u>\$ 7,505,472</u>

21. JOINTLY GOVERNED ORGANIZATIONS

AKRON-CANTON REGIONAL AIRPORT

The Akron-Canton Regional Airport is a 50% jointly governed organization by the County of Summit and Stark County. An eight-member board of trustees oversees the operation of the Regional Airport. Each county appoints four board members. The board exercises total authority for the day-to-day operations of the Regional Airport. These include budgeting, appropriating, contracting and designating management. Management at the Airport prepares its own Annual Financial Report, which is audited separately. The County of Summit has no financial responsibility for any of the Airport's liabilities. Complete financial statements may be obtained from the Akron-Canton Regional Airport, North Canton, Ohio 44720-1598.

NORTHEAST OHIO TRADE AND ECONOMIC CONSORTIUM

The Consortium is a jointly governed organization by the counties of Columbiana, Mahoning, Portage, Trumbull, Stark and Summit. A six member regional council oversees the operation of the Consortium. Each county appoints one council member. The Council exercises total authority for the day-to-day operations of the Consortium. These include budgeting, appropriating, contracting and designating management. The County has no financial responsibility for any of the Consortium's liabilities. Complete financial statements may be obtained from the Northeast Ohio Trade and Economic Consortium, Kent, Ohio 44242.

22. WATER CONTRACTS

The Water Division operates and maintains one independent water system serving a portion of the City of Hudson. The County relies on water purchased wholesale from the City of Akron. The County administration

COUNTY OF SUMMIT, OHIO
NOTES TO FINANCIAL STATEMENTS

has been committed, as a policy matter, to divesting the County of its water system.

There have been preliminary sale discussions with other municipalities in which the remaining portions of the water systems are located. The County has issued a request for proposals for the sale of the water facilities located in the City of Hudson. The County prevailed in litigation with the City of Hudson concerning the right of the County to sell the water system located in Hudson to entities other than the City of Hudson. The City of Akron has a right of first refusal upon the sale of the County water system located in Hudson. The County intends to offer that system for sale and expects, by that sale, to fully divest itself of its water systems. There is currently no timetable for the sale of that system.

23. SELF-INSURANCE

The County is exposed to various risks of loss related to torts; theft, damage and destruction of assets; errors and omissions; injuries to employees and natural disasters. The County has insurance coverage with various companies. Coverage provided is detailed in the Statistical Section, Table No. 13. Settled claims have not materially exceeded coverage in any of the last three years and there was no significant reduction in coverage from the prior year.

The County participates in the State Worker's Compensation Retrospective Rating and Payment Option Plan. This plan involves the payment of a minimum premium for administrative services and stop-loss coverage plus the actual claim costs for employees injured during 2002. At December 31, 2002, the County recorded a claims liability of \$7,217,936 in its Workers' Compensation Fund. This is the latest information provided by the State of Ohio Bureau of Workers' Compensation. At December 31, 2002, \$11,540,501 of Workers' Compensation Fund Equity in Pooled Cash and Investments was held to fund this liability.

The County offers its employees an alternative form of health insurance coverage, for which the County is self-insured. All claim liabilities related to this coverage are reported in the Medical Self-Insurance Fund. The County's health-care benefits are administered by Mutual Health Services, which provides claims reviews and processing. The County maintains stop-loss coverage with a commercial insurance company for claims in excess of \$150,000 individually and \$1,000,000 annual maximum per covered person. Claims expenditures and liabilities are recognized when it is probable a loss has occurred and the amount of that loss can be reasonably estimated. These losses include an estimate of claims that have been incurred but not paid and incurred but not reported.

At December 31, 2002, the amount of the workers' compensation and health insurance liability was \$8,971,851, which is the County's best estimate based on available information. Changes in the self-insurance claims liability accounts were as follows:

	Liability January 1	Current Year Claims and Estimates	Claim Payments	Liability December 31
2001	\$9,002,912	\$14,592,393	\$15,705,007	\$7,890,298
2002	7,890,298	13,911,729	12,830,176	8,971,851

At December 31, 2002, \$5,540,621 of Medical Self-Insurance Fund Equity in Pooled Cash and Investments was held for the purpose of funding the County's \$1,753,915 liability for health self-insurance.

In May of 1988, the County Board of Mental Retardation and Developmental Disabilities (Board) began offering its employees an alternative form of health insurance coverage for which the Board is self-insured. All claims related to the coverage are paid out of the Board of Mental Retardation Fund. The Board maintains stop-loss coverage with a commercial insurance company for claims in excess of \$125,000 per person. Settled claims have not materially exceeded commercial coverage in any of the last three years. The Board's health-care benefits are administered by J.P. Farley, which provides claims reviews and processing. Claims expenditures and liabilities are recognized when it is probable a loss has occurred and the amount of that loss can be reasonably estimated. These losses include an estimate of claims that have been incurred but not paid and incurred but not reported.

At December 31, 2002, the amount of the health insurance liability, related to the Board, was approximately \$565,890, which is the Board's best estimate based on available information. Changes in the self-insurance claims liability account were as follows:

	Liability January 1	Current Year Claims and Estimates	Claim Payments	Liability December 31
2001	\$298,256	\$2,821,461	\$2,695,497	\$424,220
2002	424,220	4,379,824	4,238,154	565,890

At December 31, 2002, \$1,195,919 of Equity in Pooled Cash and Investments was held for the purpose of funding the Board's \$565,890 liability. The Board's self-insurance coverage is separate from the other County coverage.

23. CONTINGENCIES

Grants

COUNTY OF SUMMIT, OHIO
NOTES TO FINANCIAL STATEMENTS

The County received financial assistance from federal and state agencies in the form of grants. The expenditure of funds received under these programs generally requires compliance with terms and conditions specified in the grant agreements and is subject to audit by the grantor agencies.

The Office of Inspector General (OIG) in an audit of the Ohio Department of Job and Family Services Federal Food Stamp Employment Training (FSET) Program, made an audit finding for \$2.2 million in grants received by the County and paid to private subcontractors under the FSET Program that did not meet federal and state program requirements. In February 2002, the OIG and County settled this claim for \$1.5 million. Approximately \$900,000 paid to the State of Ohio Department of Job and Family Services and approximately \$600,000 has been appropriated for a Food Stamp Training Program at The University of Akron for food stamp clients in the County of Summit.

In addition to the OIG, the State of Ohio Department of Job and Family Services has completed their audit of the County Department of Job and Family Services for fiscal years 1995, 1996 and 1997. For the 1995 and 1996 audits they had issued a preliminary finding against the Food Stamp Employment Program totaling approximately \$4.076 million, of which \$2.2 million was settled on as discussed above. For 1997 a preliminary finding was issued against the Job Opportunity and Basic Skills Program totaling approximately \$4.493 million. These amounts have been recorded as a liability in the Job and Family Services Special Revenue Fund.

The County also recorded an accrual of approximately \$3 million for an audit of Child Support Enforcement Agency (CSEA) performed by the Ohio Department of Job and Family Services. This audit was completed during 2001, and the County is negotiating with the State to resolve this issue.

Other such audits could be undertaken by federal and state granting agencies and result in the disallowance of claims and expenditures; however, in the opinion of management, any such disallowed claims or expenditures will not have a material effect on the overall financial position of the County at December 31, 2002.

Litigation

The County is subject to continuing civil and criminal investigations by Federal and State agencies, and their ultimate outcome, and the impact on the County, cannot be determined at this time.

The County is currently, and from time to time, subject to claims and suits arising in the normal course of providing services and conducting business. Management intends to vigorously defend the County and believes that these claims and litigation will not have a material adverse effect on the County's operations or financial position.

24. SUBSEQUENT EVENT

On January 8, 2003, the County issued \$1,100,000 of general obligation long-term bond anticipation notes for the purchase of buses for the Summit County Board of Mental Retardation.

In April 2003, the County issued \$1,000,000 of general long-term bond anticipation notes for the purchase of heavy vehicles and equipment for the County Engineer.

In May 2003, the County issued \$25,100,000 of various purpose general obligation bonds. The series 2003 bonds are being issued to pay costs of the following projects: 1.) \$19,300,000 for constructing, equipping, and furnishing a new County Courthouse facility for the Clerk of Courts and the Domestic Relations Division of the Court of Common Pleas of the County; 2.) \$4,000,000 for constructing, improving, equipping and furnishing facilities for the Juvenile Division of the Court of Common Pleas; 3.) \$1,000,000 for renovating and improving the Ohio Building owned by the County which houses County offices; 4.) and \$800,000 for renovating and improving a County building known as the Summit Center to provide facilities for the County offices and for an arts center.

25. COMPONENT UNIT

Summary of Significant Accounting Policies

Organization - The accompanying financial statements of Edwin Shaw Hospital (the Hospital) are prepared on the accrual basis. The Hospital provides short-term rehabilitation and skilled nursing services and is located in Summit County, Ohio. The Hospital is a non-profit corporation as described in section 501(C)(3) of the Internal Revenue Code and is exempt from federal income taxes on related income.

This Hospital is the public rehabilitation system for the County and was created pursuant to Ohio Revised Code Chapter 339. The Hospital is governed by a Board of Trustees, which is appointed by the County of Summit Council.

Net Patient Service Revenue - Net patient service revenue is reported at the estimated net realizable amounts due from patients, third-party payors, and others for services rendered, including estimated retroactive adjustments under reimbursement agreements with third-party payors. Retroactive adjustments are accrued on an estimated basis in the period the related services are rendered and adjusted in future periods, as final settlements are determined.

25. COMPONENT UNIT (Continued)

The Hospital has agreements with Medicare and Medicaid that provide for payment at amounts different from established rates. It has also entered into payment agreements with certain commercial insurance carriers,

COUNTY OF SUMMIT, OHIO
NOTES TO FINANCIAL STATEMENTS

health maintenance organizations, and preferred provider organizations. The basis for payment under these agreements includes prospectively-determined rates-per-discharge, discounts from established charges, and prospectively-determined per-diem rates.

The provision for bad debts represents the Hospital's estimate of patient charges that will be written off based on past collection experience and other factors concerning patient accounts receivable collectibility.

Deposits and Investments

Deposits - All monies are deposited to the Hospital's banks or trust companies designated by the Board of Trustees. Funds not needed for immediate expenditure may be deposited in interest-bearing or non-interest bearing accounts or U.S. government obligations. Banks or trust companies shall furnish security for all such deposits, whether interest bearing or non-interest bearing, except that no such security is required for U.S. government obligations.

At December 31, 2002, the financial statement carrying amount of the Hospital's deposits was a book overdraft of (\$907,281). The actual bank balances including accrued interest, totaled \$55,653, the difference represents outstanding checks payable and normal reconciling items. The bank balances are covered by federal depository insurance.

Investments - The Hospital's investment policies are governed by state statutes, which authorize the Hospital to invest in U.S. government obligations and bonds, State of Ohio obligations, and repurchase transactions. Investments are categorized to give an indication of the level of risk assumed by the Hospital at year-end. The categorized investments include those, which are classified as cash and cash equivalents in accordance with the provisions of GASB Statement No. 9.

At December 31, 2002, investments reported in cash and cash equivalents include:

Type of Investment	Category (3)	Cost	Fair Value
Repurchase agreement	\$ 1,545,000	\$ 1,545,000	\$ 1,545,000
State Treasurer Asset Reserve Fund (STAROhio)			1,086,575
Total investments			<u>\$ 2,631,575</u>

Investments classified in category 3 are uninsured and unregistered, with securities held by the counterparty, or its trust department or agent but not in the Hospital's name.

STAROhio is an investment pool created pursuant to Ohio statutes and managed by the Treasurer of the State of Ohio. STAROhio is not registered with the Securities and Exchange Commission as an investment company, but does operate in a manner consistent with Rule 2a7 of the Investment Company Act of 1940. Investments in STAROhio are valued at STAROhio's share price, which is the price the investment could be sold for on December 31, 2002. The deposits invested with STAROhio are not classified by risk categories because they are not evidenced by securities that exist in physical or book entry form as defined by GASB Statement No. 3.

Capital Assets

Capital asset activity for the year ended December 31, 2002 was as follows:

	Beginning Balance	Additions	Retirements	Ending Balance
Nondepreciable assets:				
Land	\$ 46,134	\$ -	\$ -	\$ 46,134
Depreciable assets:				
Infrastructure				
Land improvements	1,536,912	3,250	-	1,540,162
Buildings and improvements	22,750,100	463,480	-	23,213,580
Equipment and vehicles	5,981,839	51,865	(90,803)	5,942,901
Total capital assets	30,314,985	518,595	(90,803)	30,742,777
Less accumulated depreciation:				
Infrastructure				
Land improvements	1,295,458	(74,984)	-	1,370,442
Buildings and improvements	16,628,351	(700,976)	-	17,329,327
Equipment and vehicles	4,224,675	(599,078)	88,238	4,735,515
Total accumulated depreciation	22,148,484	(1,375,038)	88,238	23,435,284
Capital assets, net	\$ 8,166,501	\$ (856,443)	\$ (2,565)	\$ 7,307,493

25. COMPONENT UNIT (Continued)

COUNTY OF SUMMIT, OHIO
NOTES TO FINANCIAL STATEMENTS

Debt

The Hospital financed \$615,000 from IBM to purchase computer equipment. The interest rates for the various loans range from 3.90 percent to 6.88 percent. Pursuant to the agreement, the Hospital is required to make monthly payments through December 31, 2004. The Hospital's obligation is secured by the computer equipment.

	January 1, 2002 Balance	Additions	Reductions	December 31, 2002 Balances	Amount Due/Payable Within One Year
General receipts bonds	\$ 682,524	\$ -	\$ 323,692	\$ 358,832	\$ 341,031
Total long-term debt and lease obligations	\$ 682,524	\$ -	\$ 323,692	\$ 358,832	\$ 341,031

Future minimum principal payments are as follows at December 31, 2002:

2003	\$ 341,031
2004	17,801
	<u>\$ 358,832</u>

Self-Insurance

The Hospital is self-insured for employment and worker's compensation, with stop loss insurance for workers' compensation. The reserve for these liabilities is included in other current liabilities on the balance sheet.

The Hospital's medical and professional liability insurance program includes first dollar, claims-made coverage of \$1 million per occurrence and \$3 million in the aggregate. The Hospital also carries an umbrella policy of \$5 million. Liability claims have been asserted against the Hospital by various claimants. These claims are in various stages of processing or are in litigation. There are known incidents and perhaps unknown incidents, which may result in assertion of additional claims. The reserve for professional liability of \$609,488 at December 31, 2002, includes estimates of the ultimate costs for claims incurred but not reported based on the estimated cost of purchasing tail coverage insurance.

COUNTY OF SUMMIT, OHIO

Nonmajor Governmental Funds

Special Revenue Funds

The special revenue funds are used to account for proceeds of specific revenue sources (other than special assessments, expendable trusts or major capital projects) that are legally restricted to expenditures for specified purposes. Following is a description of all special revenue funds:

Motor Vehicle and Gas Tax - To account for revenue derived from taxes on motor vehicle licenses and gasoline. By state law, expenditures are restricted to road and bridges, for maintenance and minor construction. The townships reimburse the County its expenditures for work done on townships' road and bridges.

Real Estate Assessment - To account for monies from Auditor's fees to assess real property within the County for tax valuation purposes as required by law.

Delinquent Tax Assessment Collection - To account for 5% of all certified delinquent taxes and assessments collected by the County Fiscal Office on any tax duplicate. The funds shall be used by the County Fiscal Office and County Prosecutor, solely in connection with the collection of delinquent taxes and assessments.

Governmental Grants - To account for federal, state and local grants received from various granting agencies for the administration and operation of following; Local Government, Police Traffic Services, Psycho-Diagnostic Services, Child Care Food Programs, Adult Probation Programs, Hazardous Materials Programs and various employment projects. Funding for group homes for juvenile delinquency prevention and similar programs. The Community Development Block Grant Program funding is used for various housing rehabilitation and similar projects within the County. Each individual grant is accounted for in a separate subfund for compliance and reporting purposes.

Other Special Revenue - To account for smaller special revenue funds operated by the County and subsidized in part by fees, local and state monies as well as other miscellaneous sources. Each individual fund is accounted for in a separate subfund for compliance and reporting purposes.

Child Support Enforcement - To account for the collection of fees restricted as to use for the administration of the Child Support Enforcement Agency and court operated support enforcement activities.

Title Administration - The Clerk of Courts collects fees for contract services, equipment and maintenance fees and other costs associated with processing titles.

Akron Zoo Project - The primary revenue source is a special property tax levy approved by County voters. Per an agreement with the Akron Zoological Park, a non-profit agency, the County collects the revenue that is used for the purpose of operations and capital expenses at the Akron Zoo.

Capital Project Funds

The capital projects funds are used to account for financial resources to be used for the acquisition or construction of major capital facilities (other than those financed by enterprise funds or special revenue funds).

General Capital Improvements - To account for costs of various projects and certain purchases of capital equipment. The primary financing source consists of proceeds from the sale of lands, buildings and other County owned assets.

Other Capital Improvements - To account for the activity associated with construction and/or renovation of various county buildings and other projects. Bond anticipation notes and general tax revenues provide the source of financing.

County of Summit, Ohio

***Combining Balance Sheet
Nonmajor Governmental Funds
December 31, 2002***

	Nonmajor Special Revenue Funds	Nonmajor Capital Projects Funds	Total Nonmajor Governmental Funds
Assets			
Equity in Pooled Cash and Investments	\$ 15,979,431	\$ 45,933,237	\$ 61,912,668
Cash and Cash Equivalents - Segregated Accounts	761,833	38,604	800,437
Receivables (Net of Allowance for Uncollectibles)			
Taxes	5,496,884	-	5,496,884
Accounts	57,316	500	57,816
Special Assessments	448,839	-	448,839
Accrued Interest	143,329	-	143,329
Loans	3,652,604	-	3,652,604
Due From Other Funds	10,179	-	10,179
Due From Other Governments	12,664,545	-	12,664,545
Material and Supplies Inventory	911,148	-	911,148
Prepaid Items	20,661	-	20,661
<i>Total Assets</i>	<u>\$ 40,146,769</u>	<u>\$ 45,972,341</u>	<u>\$ 86,119,110</u>
Liabilities and Fund Balances			
Liabilities			
Accounts Payable	\$ 3,194,717	\$ 2,339,410	\$ 5,534,127
Accrued Salaries and Wages Payable	928,856	12,758	941,614
Deferred Revenue	13,725,607	-	13,725,607
Contract Retainage Payable	-	23,675	23,675
Compensated Absences	1,621	-	1,621
Due To Other Funds	1,494,643	4,100	1,498,743
Due To Other Governments	1,085,354	84	1,085,438
Deposits Held and Due To Others	87,125	-	87,125
<i>Total Liabilities</i>	<u>20,517,923</u>	<u>2,380,027</u>	<u>22,897,950</u>
Fund Balances			
Reserved for Encumbrances	7,662,020	24,063,834	31,725,854
Reserved for Inventory	911,148	-	911,148
Reserved for Loans Receivable	3,652,604	-	3,652,604
Unreserved	7,403,074	19,528,480	26,931,554
<i>Total Fund Balances</i>	<u>19,628,846</u>	<u>43,592,314</u>	<u>63,221,160</u>
<i>Total Liabilities and Fund Balances</i>	<u>\$ 40,146,769</u>	<u>\$ 45,972,341</u>	<u>\$ 86,119,110</u>

County of Summit, Ohio

Combining Statement of Revenues, Expenditures and Changes in Fund Balances

Nonmajor Governmental Funds

For the Year Ended December 31, 2002

	Nonmajor Special Revenue Funds	Nonmajor Capital Projects Funds	Total Nonmajor Governmental Funds
Revenues			
Property Taxes	\$ 3,485,466	\$ 210,000	\$ 3,695,466
Other Taxes	4,118,396	-	4,118,396
Licenses and Permits	335,912	-	335,912
Charges for Services	11,416,143	-	11,416,143
Fines and Forfeitures	547,725	-	547,725
Intergovernmental	31,332,744	-	31,332,744
Special Assessments	198,668	-	198,668
Investment Income	62,600	206,918	269,518
Other	3,589,363	25,030	3,614,393
<i>Total Revenues</i>	<u>55,087,017</u>	<u>441,948</u>	<u>55,528,965</u>
Expenditures			
General Government:			
Legislative and Executive	8,233,890	379,517	8,613,407
Judicial	1,938,221	-	1,938,221
Public Safety	12,310,576	-	12,310,576
Public Works	17,000,157	-	17,000,157
Health	567,664	-	567,664
Economic Development	3,291,275	753,735	4,045,010
Human Services	11,544,970	-	11,544,970
Recreation	4,366,405	-	4,366,405
Capital Outlay	-	19,063,603	19,063,603
Debt Service:			
Interest and Fiscal Charges	-	86,301	86,301
<i>Total Expenditures</i>	<u>59,253,158</u>	<u>20,283,156</u>	<u>79,536,314</u>
<i>(Deficiency) of Revenues Under Expenditures</i>	(4,166,141)	(19,841,208)	(24,007,349)
Other Financing Sources (Uses)			
Sale of Capital Assets	60,250	56,165	116,415
Capital Lease Proceeds	22,462	-	22,462
Bond Proceeds	-	29,030,000	29,030,000
Transfers In	780,242	533,333	1,313,575
Transfers Out	(642,412)	(101,983)	(744,395)
<i>Total Other Financing Sources (Uses)</i>	<u>220,542</u>	<u>29,517,515</u>	<u>29,738,057</u>
<i>Net Change in Fund Balances</i>	(3,945,599)	9,676,307	5,730,708
Fund Balances - Beginning	<u>23,574,445</u>	<u>33,916,007</u>	<u>57,490,452</u>
<i>Fund Balances - Ending</i>	<u>\$ 19,628,846</u>	<u>\$ 43,592,314</u>	<u>\$ 63,221,160</u>

County Of Summit, Ohio

***Combining Balance Sheet
Nonmajor Special Revenue Funds
December 31, 2002***

	Motor Vehicle and Gas Tax	Real Estate Assessment	Delinquent Tax Assessment Collection	Governmental Grants
Assets				
Equity in Pooled Cash and Investments	\$ 2,245,804	\$ 4,986,231	\$ 3,069,613	\$ -
Cash and Cash Equivalents - Segregated Accounts	-	100	-	420,231
Receivables (Net of Allowance for Uncollectibles)				
Taxes	275,576	-	-	-
Accounts	43,976	-	-	13,236
Special Assessments	-	-	-	-
Accrued Interest	2,612	-	-	140,717
Loans	-	-	-	3,652,604
Due From Other Funds	5,276	-	-	-
Due From Other Governments	5,717,975	45,224	-	4,812,486
Material and Supplies Inventory	888,545	-	-	1,283
Prepaid Items	4,702	305	-	1,384
<i>Total Assets</i>	<u>\$ 9,184,466</u>	<u>\$ 5,031,860</u>	<u>\$ 3,069,613</u>	<u>\$ 9,041,941</u>
Liabilities and Fund Balances				
Liabilities				
Accounts Payable	\$ 781,000	\$ 335,411	\$ 38,935	\$ 1,701,140
Accrued Salaries and Wages Payable	287,904	107,439	38,465	115,069
Deferred Revenue	4,550,478	-	-	2,639,729
Compensated Absences	-	-	1,621	-
Due To Other Funds	100,600	723,404	16,330	424,720
Due To Other Governments	-	4,282	-	259,936
Deposits Held and Due To Others	-	-	-	71,349
<i>Total Liabilities</i>	<u>5,719,982</u>	<u>1,170,536</u>	<u>95,351</u>	<u>5,211,943</u>
Fund Balances				
Reserved for Encumbrances	2,015,778	1,285,148	216,929	2,970,996
Reserved for Inventory	888,545	-	-	1,283
Reserved for Loans Receivable	-	-	-	3,652,604
Unreserved	560,161	2,576,176	2,757,333	(2,794,885)
<i>Total Fund Balances</i>	<u>3,464,484</u>	<u>3,861,324</u>	<u>2,974,262</u>	<u>3,829,998</u>
<i>Total Liabilities and Fund Balances</i>	<u>\$ 9,184,466</u>	<u>\$ 5,031,860</u>	<u>\$ 3,069,613</u>	<u>\$ 9,041,941</u>

Other Special Revenue	Child Support Enforcement	Title Administration	Akron Zoo Project	Total Nonmajor Special Revenue Funds
\$ 3,233,669	\$ 1,366,553	\$ 1,077,561	\$ -	\$ 15,979,431
186,986	15,776	138,740	-	761,833
-	-	-	5,221,308	5,496,884
104	-	-	-	57,316
448,839	-	-	-	448,839
-	-	-	-	143,329
-	-	-	-	3,652,604
4,903	-	-	-	10,179
11,325	1,630,881	-	446,654	12,664,545
1,737	19,583	-	-	911,148
13,649	210	411	-	20,661
<u>\$ 3,901,212</u>	<u>\$ 3,033,003</u>	<u>\$ 1,216,712</u>	<u>\$ 5,667,962</u>	<u>\$ 40,146,769</u>
\$ 306,117	\$ 28,139	\$ 3,975	\$ -	\$ 3,194,717
36,993	283,176	59,810	-	928,856
448,839	418,599	-	5,667,962	13,725,607
-	-	-	-	1,621
8,302	200,213	21,074	-	1,494,643
26,596	794,316	224	-	1,085,354
-	15,776	-	-	87,125
<u>826,847</u>	<u>1,740,219</u>	<u>85,083</u>	<u>5,667,962</u>	<u>20,517,923</u>
220,056	933,313	19,800	-	7,662,020
1,737	19,583	-	-	911,148
-	-	-	-	3,652,604
<u>2,852,572</u>	<u>339,888</u>	<u>1,111,829</u>	<u>-</u>	<u>7,403,074</u>
<u>3,074,365</u>	<u>1,292,784</u>	<u>1,131,629</u>	<u>-</u>	<u>19,628,846</u>
<u>\$ 3,901,212</u>	<u>\$ 3,033,003</u>	<u>\$ 1,216,712</u>	<u>\$ 5,667,962</u>	<u>\$ 40,146,769</u>

County of Summit, Ohio

**Combining Statement of Revenues, Expenditures and Changes in Fund Balance
Nonmajor Special Revenue Funds
For the Year Ended December 31, 2002**

	Motor Vehicle and Gas Tax	Real Estate Assessment	Delinquent Tax Assessment Collection	Governmental Grants
Revenues				
Property Taxes	\$ -	\$ -	\$ -	\$ -
Other Taxes	4,118,396	-	-	-
Licenses and Permits	11,594	-	-	-
Charges for Services	22,857	4,796,942	2,349,635	111,354
Fines and Forfeitures	143,548	-	-	173,423
Intergovernmental	8,325,811	45,224	-	13,888,977
Special Assessments	-	-	-	-
Investment Income	62,310	-	-	250
Other	2,249,831	-	-	1,027,226
<i>Total Revenues</i>	<u>14,934,347</u>	<u>4,842,166</u>	<u>2,349,635</u>	<u>15,201,230</u>
Expenditures				
General Government:				
Legislative and Executive	-	4,739,212	880,368	311,428
Judicial	-	-	673,815	346,663
Public Safety	-	-	-	12,091,879
Public Works	16,878,418	-	-	39,598
Health	-	-	-	11,389
Economic Development	-	-	-	3,236,182
Human Services	-	-	-	186,820
Recreation	-	-	-	-
<i>Total Expenditures</i>	<u>16,878,418</u>	<u>4,739,212</u>	<u>1,554,183</u>	<u>16,223,959</u>
<i>Excess (Deficiency) of Revenues Over (Under) Expenditures</i>	(1,944,071)	102,954	795,452	(1,022,729)
Other Financing Sources (Uses)				
Sale of Capital Assets	50,400	-	-	1,850
Capital Lease Proceeds	-	-	-	-
Transfers In	200,000	-	-	580,242
Transfers Out	(542,553)	-	-	(34,548)
<i>Total Other Financing Sources (Uses)</i>	<u>(292,153)</u>	<u>-</u>	<u>-</u>	<u>547,544</u>
<i>Net Change in Fund Balances</i>	(2,236,224)	102,954	795,452	(475,185)
Fund Balances - Beginning	<u>5,700,708</u>	<u>3,758,370</u>	<u>2,178,810</u>	<u>4,305,183</u>
<i>Fund Balances - Ending</i>	<u>\$ 3,464,484</u>	<u>\$ 3,861,324</u>	<u>\$ 2,974,262</u>	<u>\$ 3,829,998</u>

Other Special Revenue	Child Support Enforcement	Title Administration	Akron Zoo Project	Total Nonmajor Special Revenue Funds
\$ -	\$ -	\$ -	\$ 3,485,466	\$ 3,485,466
-	-	-	-	4,118,396
324,318	-	-	-	335,912
850,695	1,309,914	1,974,746	-	11,416,143
230,754	-	-	-	547,725
339,765	7,852,028	-	880,939	31,332,744
198,668	-	-	-	198,668
40	-	-	-	62,600
303,459	8,787	60	-	3,589,363
<u>2,247,699</u>	<u>9,170,729</u>	<u>1,974,806</u>	<u>4,366,405</u>	<u>55,087,017</u>
363,816	-	1,939,066	-	8,233,890
917,743	-	-	-	1,938,221
218,697	-	-	-	12,310,576
82,141	-	-	-	17,000,157
556,275	-	-	-	567,664
55,093	-	-	-	3,291,275
91,455	11,266,695	-	-	11,544,970
-	-	-	4,366,405	4,366,405
<u>2,285,220</u>	<u>11,266,695</u>	<u>1,939,066</u>	<u>4,366,405</u>	<u>59,253,158</u>
(37,521)	(2,095,966)	35,740	-	(4,166,141)
8,000	-	-	-	60,250
-	22,462	-	-	22,462
-	-	-	-	780,242
-	(65,311)	-	-	(642,412)
<u>8,000</u>	<u>(42,849)</u>	<u>-</u>	<u>-</u>	<u>220,542</u>
(29,521)	(2,138,815)	35,740	-	(3,945,599)
<u>3,103,886</u>	<u>3,431,599</u>	<u>1,095,889</u>	<u>-</u>	<u>23,574,445</u>
<u>\$ 3,074,365</u>	<u>\$ 1,292,784</u>	<u>\$ 1,131,629</u>	<u>\$ -</u>	<u>\$ 19,628,846</u>

County of Summit, Ohio

***Combined Balance Sheet
Nonmajor Capital Projects Funds
December 31, 2002***

	General Capital Improvements	Other Capital Improvements	Total Nonmajor Capital Projects Funds
Assets			
Equity in Pooled Cash and Investments	\$ 26,714,489	\$ 19,218,748	\$ 45,933,237
Cash and Cash Equivalents - Segregated Accounts	-	38,604	38,604
Receivables (Net of Allowance for Uncollectibles)			
Accounts	-	500	500
<i>Total Assets</i>	<u>\$ 26,714,489</u>	<u>\$ 19,257,852</u>	<u>\$ 45,972,341</u>
Liabilities and Fund Balances			
Liabilities			
Accounts Payable	\$ 702,828	\$ 1,636,582	\$ 2,339,410
Accrued Salaries and Wages Payable	12,758	-	12,758
Contract Retainage Payable	-	23,675	23,675
Due To Other Funds	4,100	-	4,100
Due To Other Governments	84	-	84
<i>Total Liabilities</i>	<u>719,770</u>	<u>1,660,257</u>	<u>2,380,027</u>
Fund Balances			
Reserved for Encumbrances	6,529,426	17,534,408	24,063,834
Unreserved	19,465,293	63,187	19,528,480
<i>Total Fund Balances</i>	<u>25,994,719</u>	<u>17,597,595</u>	<u>43,592,314</u>
<i>Total Liabilities and Fund Balances</i>	<u>\$ 26,714,489</u>	<u>\$ 19,257,852</u>	<u>\$ 45,972,341</u>

County of Summit, Ohio

*Combining Statement of Revenues, Expenditures and Changes in Fund Balances
Nonmajor Capital Projects Funds
For the Year Ended December 31, 2002*

	General Capital Improvements	Other Capital Improvements	Total Nonmajor Capital Projects Funds
Revenues			
Property Taxes	\$ -	\$ 210,000	\$ 210,000
Investment Income	-	206,918	206,918
Other	-	25,030	25,030
<i>Total Revenues</i>	<u>-</u>	<u>441,948</u>	<u>441,948</u>
Expenditures			
General Government:			
Legislative and Executive	379,517	-	379,517
Economic Development	753,735	-	753,735
Capital Outlay	5,608,389	13,455,214	19,063,603
Debt Service:			
Interest and Fiscal Charges	-	86,301	86,301
<i>Total Expenditures</i>	<u>6,741,641</u>	<u>13,541,515</u>	<u>20,283,156</u>
<i>(Deficiency) of Revenues Over Expenditures</i>	<u>(6,741,641)</u>	<u>(13,099,567)</u>	<u>(19,841,208)</u>
Other Financing Sources (Uses)			
Sale of Capital Assets	-	56,165	56,165
Bond Proceeds	-	29,030,000	29,030,000
Transfers In	-	533,333	533,333
Transfers Out	(101,983)	-	(101,983)
<i>Total Other Financing Sources (Uses)</i>	<u>(101,983)</u>	<u>29,619,498</u>	<u>29,517,515</u>
<i>Net Change in Fund Balances</i>	<u>(6,843,624)</u>	<u>16,519,931</u>	<u>9,676,307</u>
Fund Balances - Beginning	<u>32,838,343</u>	<u>1,077,664</u>	<u>33,916,007</u>
<i>Fund Balances - Ending</i>	<u>\$ 25,994,719</u>	<u>\$ 17,597,595</u>	<u>\$ 43,592,314</u>

COUNTY OF SUMMIT, OHIO

Combining Statements - Internal Service Funds

The internal service funds are used to account for the financing of goods or services provided by one department or agency to other departments or agencies of the government and to other government units, on a cost reimbursement basis.

Office Services - This fund accounts for centralized interoffice and outgoing mail services for all County departments and printing, reproduction and paper supplies. Charges are on a cost reimbursement basis.

Medical Self-Insurance - To account for medical and prescription benefits for the County. The primary source of revenue is monthly fees and any balance on hand is held until used.

Workers' Compensation - To provide self-insurance to the County through a retrospective rating plan with the State of Ohio for workers compensation.

Telephone Services - This fund accounts for communication services for all County departments. Charges are on a cost reimbursement basis.

County of Summit, Ohio

**Combining Statement of Net Assets
Internal Service Funds
December 31, 2002**

	Office Services	Medical Self- Insurance	Workers' Compensation	Telephone Services	Total
Assets					
<i>Current Assets:</i>					
Equity in Pooled Cash and Cash Equivalents	\$ -	\$ 5,540,621	\$ 11,540,501	\$ -	\$ 17,081,122
Cash and Cash Equivalents - Segregated Accounts	-	4,399	-	-	4,399
Receivables (Net of Allowance for Uncollectibles)					
Accounts	538	817	-	-	1,355
Due From Other Funds	102,989	-	1,463,470	84,041	1,650,500
Material and Supplies Inventory	91,537	-	-	-	91,537
Prepaid Items	2,897	-	-	-	2,897
<i>Total Current Assets</i>	<u>197,961</u>	<u>5,545,837</u>	<u>13,003,971</u>	<u>84,041</u>	<u>18,831,810</u>
<i>Noncurrent Assets:</i>					
<i>Capital Assets:</i>					
Depreciable Capital Assets, Net	141,822	-	-	35,000	176,822
<i>Total Assets</i>	<u>339,783</u>	<u>5,545,837</u>	<u>13,003,971</u>	<u>119,041</u>	<u>19,008,632</u>
Liabilities					
<i>Current Liabilities:</i>					
Accounts Payable	39,967	71,023	-	138,460	249,450
Accrued Salaries and Wages Payable	18,222	10,184	5,730	8,595	42,731
Compensated Absences	16,152	7,401	5,808	12,508	41,869
Due To Other Funds	5,704	3,966	774	3,111	13,555
Due To Other Governments	153	-	753,484	77	753,714
Insurance Claims Payable	-	1,753,915	7,217,936	-	8,971,851
Capital Leases Payable	28,679	-	-	-	28,679
<i>Total Current Liabilities</i>	<u>108,877</u>	<u>1,846,489</u>	<u>7,983,732</u>	<u>162,751</u>	<u>10,101,849</u>
<i>Long-term Liabilities:</i>					
Compensated Absences	41,948	19,222	15,085	32,486	108,741
Capital Leases Payable	168,832	-	-	-	168,832
<i>Total Long-term Liabilities</i>	<u>210,780</u>	<u>19,222</u>	<u>15,085</u>	<u>32,486</u>	<u>277,573</u>
<i>Total Liabilities</i>	<u>319,657</u>	<u>1,865,711</u>	<u>7,998,817</u>	<u>195,237</u>	<u>10,379,422</u>
Net Assets					
Unrestricted	20,126	3,680,126	5,005,154	(76,196)	8,629,210
<i>Total Net Assets</i>	<u>\$ 20,126</u>	<u>\$ 3,680,126</u>	<u>\$ 5,005,154</u>	<u>\$ (76,196)</u>	<u>\$ 8,629,210</u>

County of Summit, Ohio

**Combining Statement of Revenues, Expenses and Changes in Fund Net Assets
Internal Service Funds
For the Year Ended December 31, 2002**

	Office Services	Medical Self- Insurance	Workers' Compensation	Telephone Services	Total
Operating Revenues					
Charges for Services	\$ 1,270,519	\$ 22,861,886	\$ 526,354	\$ 1,182,680	\$ 25,841,439
Other	337,897	711,917	-	-	1,049,814
<i>Total Operating Revenues</i>	<u>1,608,416</u>	<u>23,573,803</u>	<u>526,354</u>	<u>1,182,680</u>	<u>26,891,253</u>
Operating Expenses					
Personal Services	466,403	194,021	113,097	272,544	1,046,065
Contractual Services	48,844	8,574,356	57,979	4,079	8,685,258
Material and Supplies	943,128	3,378	3,943	8,964	959,413
Insurance Claims Expense	-	12,163,600	2,411,664	-	14,575,264
Depreciation	96,332	-	-	46,616	142,948
Other	72,071	72,084	2,553	874,543	1,021,251
<i>Total Operating Expenses</i>	<u>1,626,778</u>	<u>21,007,439</u>	<u>2,589,236</u>	<u>1,206,746</u>	<u>26,430,199</u>
<i>Operating Income (Loss)</i>	<u>(18,362)</u>	<u>2,566,364</u>	<u>(2,062,882)</u>	<u>(24,066)</u>	<u>461,054</u>
Non-Operating Revenues (Expenses)					
Intergovernmental Revenue	-	-	531,112	-	531,112
Investment Income	-	56,608	-	-	56,608
Interest and Fiscal Charges	(13,663)	-	-	-	(13,663)
<i>Total Non-Operating Revenues (Expenses)</i>	<u>(13,663)</u>	<u>56,608</u>	<u>531,112</u>	<u>-</u>	<u>574,057</u>
<i>Change in Net Assets</i>	<u>(32,025)</u>	<u>2,622,972</u>	<u>(1,531,770)</u>	<u>(24,066)</u>	<u>1,035,111</u>
Net Assets - Beginning	<u>52,151</u>	<u>1,057,154</u>	<u>6,536,924</u>	<u>(52,130)</u>	<u>7,594,099</u>
<i>Net Assets - Ending</i>	<u>\$ 20,126</u>	<u>\$ 3,680,126</u>	<u>\$ 5,005,154</u>	<u>\$ (76,196)</u>	<u>\$ 8,629,210</u>

County of Summit, Ohio

**Combining Statement of Cash Flow
Internal Service Funds
For the Year Ended December 31, 2002**

	Office Services	Medical Self- Insurance	Workers' Compensation	Telephone Services	Total
Cash Flows from Operating Activities					
Cash Receipts from Customers	\$ 1,257,535	\$ 22,863,054	\$ -	\$ 1,179,050	\$ 25,299,639
Cash Receipts - Other	337,897	711,917	-	-	1,049,814
Cash Payments for Goods and Services	(1,073,346)	(8,580,443)	(66,380)	(859,103)	(10,579,272)
Cash Payments for Insurance Claims	-	(12,516,898)	(515,132)	-	(13,032,030)
Cash Payments to Employees	(418,343)	(181,126)	(98,568)	(238,331)	(936,368)
<i>Net Cash Provided by (Used in) Operating Activities</i>	<u>103,743</u>	<u>2,296,504</u>	<u>(680,080)</u>	<u>81,616</u>	<u>1,801,783</u>
Cash Flows from Non-Capital Financing Activities					
Cash Receipts - Donated	-	-	531,112	-	531,112
<i>Net Cash Provided by Non-Capital Financing Activities</i>	<u>-</u>	<u>-</u>	<u>531,112</u>	<u>-</u>	<u>531,112</u>
Cash Flows from Capital and Related Financing Activities					
Cash Payments for Capital Acquisitions	(3,170)	-	-	(81,616)	(84,786)
Cash Payments for Debt Retirement	(86,910)	-	-	-	(86,910)
Cash Payments for Interest Expense	(13,663)	-	-	-	(13,663)
<i>Net Cash (Used in) Capital and Related Financing Activities</i>	<u>(103,743)</u>	<u>-</u>	<u>-</u>	<u>(81,616)</u>	<u>(185,359)</u>
Cash Flows from Investing Activities					
Interest on Investments	-	56,608	-	-	56,608
<i>Net Increase (Decrease) in Cash and Cash Equivalents</i>	<u>-</u>	<u>2,353,112</u>	<u>(148,968)</u>	<u>-</u>	<u>2,204,144</u>
Cash and Cash Equivalents - Beginning	-	3,191,908	11,689,469	-	14,881,377
<i>Cash and Cash Equivalents - Ending</i>	<u>\$ -</u>	<u>\$ 5,545,020</u>	<u>\$ 11,540,501</u>	<u>\$ -</u>	<u>\$ 17,085,521</u>
Reconciliation of Operating Income (Loss) to Net Cash Provided by (Used in) Operating Activities					
Operating Income (Loss)	\$ (18,362)	\$ 2,566,364	\$ (2,062,882)	\$ (24,066)	\$ 461,054
Adjustments:					
Depreciation	96,332	-	-	46,616	142,948
(Increase) Decrease in Assets:					
Accounts Receivable	2,877	189	-	-	3,066
Inventory	(25,245)	-	-	-	(25,245)
Other Operating Assets	(18,758)	979	(529,216)	(3,630)	(550,625)
Increase (Decrease) in Liabilities:					
Accounts Payable	18,644	71,023	-	28,430	118,097
Accrued Salaries and Wages Payable	(5,100)	(1,408)	(640)	(7,509)	(14,657)
Compensated Absences	51,147	13,210	14,874	40,969	120,200
Due To Other Funds	2,150	(555)	(1,610)	765	750
Due To Other Governments	58	-	464,543	41	464,642
Insurance Claims Payable	-	(353,298)	1,434,851	-	1,081,553
<i>Net Cash Provided by (Used in) Operating Activities</i>	<u>\$ 103,743</u>	<u>\$ 2,296,504</u>	<u>\$ (680,080)</u>	<u>\$ 81,616</u>	<u>\$ 1,801,783</u>

COUNTY OF SUMMIT, OHIO

Combining Fiduciary Funds

Fiduciary funds are used to account for assets held by the County in a trustee capacity, or as an agent for individuals, private organizations, other governments, and/or other funds. The following is the County's fiduciary fund type.

AGENCY FUNDS

These funds are purely custodial (assets equal liabilities) and thus do not involve the measurement of results of operations.

Undivided/Subdivision Holding - To account for the collection of all taxes (including real estate), forfeited land sales and fines until they are distributed to the appropriate subdivision.

Payroll Holding - To account for monies deposited to this fund for monies withheld from employee's payroll warrants for payroll taxes, Ohio Public Employees Retirement System, United States Savings Bonds and other deductions.

Custodial Checking - To account for the following activities:

1. Clerk of Courts Legal and Title receipts.
2. Probate court related receipts.
3. Juvenile court related receipts.
4. Sheriff civil receipts

Metro Parks - To account for all monies held for Metro Parks as custodian.

District Health - To account for all monies held for District Health as custodian.

Children Services - Family Stability - To account for monies received by Children Services, to be paid to third party's per the Ohio Revised Code.

Summit County Port Authority - To account for all monies held for Summit County Port Authority as custodian.

Other Agency - To account for monies held in an agency capacity from various sources by the county as custodian. These funds are as follows: AMATS, Public Defender, Tax Certificate Redemption, Ohio Elections Commission, Special Emergency Planning, Soil and Water Conservation and Emergency Management Agency.

County of Summit, Ohio

**Combining Statement of Changes in Assets and Liabilities
Agency Funds
December 31, 2002**

	<u>Balance</u> <u>January 1, 2002</u>	<u>Additions</u>	<u>Deductions</u>	<u>Balance</u> <u>December 31, 2002</u>
<u>Undivided/Subdivision Holding</u>				
Assets				
Equity in Pooled Cash and Cash Equivalents	\$ 37,252,351	\$ 698,249,032	\$ 700,976,458	\$ 34,524,925
Cash and Cash Equivalents - Segregated Accounts	6,971	-	6,971	-
Receivables (Net of Allowance for Uncollectibles)				
Taxes	466,215,481	496,692,625	466,215,481	496,692,625
Accounts	8,541	-	8,541	-
Special Assessments	197,645	-	197,645	-
Due From Other Governments	31,217,900	34,461,465	31,217,900	34,461,465
<i>Total Assets</i>	<u>\$ 534,898,889</u>	<u>\$ 1,229,403,122</u>	<u>\$ 1,198,622,996</u>	<u>\$ 565,679,015</u>
Liabilities				
Accounts Payable	\$ 426,765	\$ -	\$ 426,765	\$ -
Due To Other Funds	196,054	22	196,054	22
Due To Other Governments	484,611,113	496,637,965	484,611,113	496,637,965
Unapportioned Monies	49,664,957	57,445,466	38,069,395	69,041,028
<i>Total Liabilities</i>	<u>\$ 534,898,889</u>	<u>\$ 554,083,453</u>	<u>\$ 523,303,327</u>	<u>\$ 565,679,015</u>
<u>Payroll Holding</u>				
Assets				
Equity in Pooled Cash and Cash Equivalents	\$ 4,325,244	\$ 18,419,857	\$ 18,092,209	\$ 4,652,892
Due From Other Funds	676,746	724,242	676,746	724,242
<i>Total Assets</i>	<u>\$ 5,001,990</u>	<u>\$ 19,144,099</u>	<u>\$ 18,768,955</u>	<u>\$ 5,377,134</u>
Liabilities				
Due To Other Governments	\$ 4,800,502	\$ -	\$ 4,800,502	\$ -
Unapportioned Monies	201,488	5,852,392	676,746	5,377,134
<i>Total Liabilities</i>	<u>\$ 5,001,990</u>	<u>\$ 5,852,392</u>	<u>\$ 5,477,248</u>	<u>\$ 5,377,134</u>
<u>Custodial Checking</u>				
Assets				
Cash and Cash Equivalents - Segregated Accounts	\$ -	\$ 10,106,175	\$ -	\$ 10,106,175
Liabilities				
Unapportioned Monies	\$ -	\$ 10,106,175	\$ -	\$ 10,106,175
<u>Metro Parks</u>				
Assets				
Equity in Pooled Cash and Cash Equivalents	\$ 4,374,283	\$ 9,023,855	\$ 9,686,604	\$ 3,711,534
Receivables (Net of Allowance for Uncollectibles)				
Taxes	7,411,633	8,100,035	7,411,633	8,100,035
Accounts	-	104,558	-	104,558
Accrued Interest	58,967	-	58,967	-
Due From Other Funds	514	-	514	-
Due From Other Governments	449,606	448,774	449,606	448,774
<i>Total Assets</i>	<u>\$ 12,295,003</u>	<u>\$ 17,677,222</u>	<u>\$ 17,607,324</u>	<u>\$ 12,364,901</u>
Liabilities				
Due To Other Funds	\$ 24,485	\$ 231	\$ 24,485	\$ 231
Unapportioned Monies	12,270,518	8,677,852	8,583,700	12,364,670
<i>Total Liabilities</i>	<u>\$ 12,295,003</u>	<u>\$ 8,678,083</u>	<u>\$ 8,608,185</u>	<u>\$ 12,364,901</u>
<u>District Health</u>				
Assets				
Equity in Pooled Cash and Cash Equivalents	\$ 663,425	\$ 7,040,996	\$ 6,680,691	\$ 1,023,730
Due From Other Funds	342	80,035	342	80,035
<i>Total Assets</i>	<u>\$ 663,767</u>	<u>\$ 7,121,031</u>	<u>\$ 6,681,033</u>	<u>\$ 1,103,765</u>
Liabilities				
Matured Interest Payable	\$ 269	\$ -	\$ 269	\$ -
Due To Other Funds	24,967	38,249	24,967	38,249
Unapportioned Monies	638,531	465,576	38,591	1,065,516
<i>Total Liabilities</i>	<u>\$ 663,767</u>	<u>\$ 503,825</u>	<u>\$ 63,827</u>	<u>\$ 1,103,765</u>

(continued)

County of Summit, Ohio

**Combining Statement of Changes in Assets and Liabilities
Agency Funds (Continued)
December 31, 2002**

	<u>Balance</u> <u>January 1, 2002</u>	<u>Additions</u>	<u>Deductions</u>	<u>Balance</u> <u>December 31, 2002</u>
<u>Children Services - Family Stability</u>				
Assets				
Equity in Pooled Cash and Cash Equivalents	\$ -	\$ 4,567,790	\$ 4,498,209	\$ 69,581
Due From Other Funds	68,317	-	68,317	-
<i>Total Assets</i>	<u>\$ 68,317</u>	<u>\$ 4,567,790</u>	<u>\$ 4,566,526</u>	<u>\$ 69,581</u>
Liabilities				
Due To Other Funds	\$ 798,630	\$ 2,264	\$ 798,630	\$ 2,264
Unapportioned Monies	(730,313)	1,666,245	868,615	67,317
<i>Total Liabilities</i>	<u>\$ 68,317</u>	<u>\$ 1,668,509</u>	<u>\$ 1,667,245</u>	<u>\$ 69,581</u>
<u>Summit County Port Authority</u>				
Assets				
Equity in Pooled Cash and Cash Equivalents	\$ 357,805	\$ 4,949,746	\$ 4,535,261	\$ 772,290
Receivables (Net of Allowance for Uncollectibles)				
Accounts	3,580	-	3,580	-
Accrued Interest	414	-	414	-
<i>Total Assets</i>	<u>\$ 361,799</u>	<u>\$ 4,949,746</u>	<u>\$ 4,539,255</u>	<u>\$ 772,290</u>
Liabilities				
Accounts Payable	\$ 8,772	\$ 3,673	\$ 8,772	\$ 3,673
Due To Other Funds	2,125	2,959	2,125	2,959
Unapportioned Monies	350,902	425,382	10,626	765,658
<i>Total Liabilities</i>	<u>\$ 361,799</u>	<u>\$ 432,014</u>	<u>\$ 21,523</u>	<u>\$ 772,290</u>
<u>Other Agency</u>				
Assets				
Equity in Pooled Cash and Cash Equivalents	\$ 612,129	\$ 9,108,729	\$ 9,011,218	\$ 709,640
Receivables (Net of Allowance for Uncollectibles)				
Accounts	2,344	1,462	2,344	1,462
Due From Other Governments	51,500	258,182	51,500	258,182
<i>Total Assets</i>	<u>\$ 665,973</u>	<u>\$ 9,368,373</u>	<u>\$ 9,065,062</u>	<u>\$ 969,284</u>
Liabilities				
Accounts Payable	\$ 1,299	\$ 41,994	\$ 1,299	\$ 41,994
Due To Other Funds	1,124	42,966	1,124	42,966
Due To Other Governments	113,920	186,310	113,920	186,310
Deposits Held and Due To Others	140,609	-	140,609	-
Unapportioned Monies	409,021	614,107	325,114	698,014
<i>Total Liabilities</i>	<u>\$ 665,973</u>	<u>\$ 885,377</u>	<u>\$ 582,066</u>	<u>\$ 969,284</u>
<u>Total Agency Funds</u>				
Assets				
Equity in Pooled Cash and Cash Equivalents	\$ 47,585,237	\$ 751,360,005	\$ 753,480,650	\$ 45,464,592
Cash and Cash Equivalents - Segregated Accounts	6,971	10,106,175	6,971	10,106,175
Receivables (Net of Allowance for Uncollectibles)				
Taxes	473,627,114	504,792,660	473,627,114	504,792,660
Accounts	14,465	106,020	14,465	106,020
Accrued Interest	59,381	-	59,381	-
Special Assessments	197,645	-	197,645	-
Due From Other Funds	745,919	804,277	745,919	804,277
Due From Other Governments	31,719,006	35,168,421	31,719,006	35,168,421
<i>Total Assets</i>	<u>\$ 553,955,738</u>	<u>\$ 1,302,337,558</u>	<u>\$ 1,259,851,151</u>	<u>\$ 596,442,145</u>
Liabilities				
Accounts Payable	\$ 436,836	\$ 45,667	\$ 436,836	\$ 45,667
Matured Interest Payable	269	-	269	-
Due To Other Funds	1,047,385	86,691	1,047,385	86,691
Due To Other Governments	489,525,535	496,824,275	489,525,535	496,824,275
Deposits Held and Due To Others	140,609	-	140,609	-
Unapportioned Monies	62,805,104	85,253,195	48,572,787	99,485,512
<i>Total Liabilities</i>	<u>\$ 553,955,738</u>	<u>\$ 582,209,828</u>	<u>\$ 539,723,421</u>	<u>\$ 596,442,145</u>

**Capital Assets Used in the Operation of
Governmental Funds**

County of Summit, Ohio

Capital Assets Used in the Operation of Governmental Funds

Schedule by Function and Activity¹

December 31, 2002

Function and Activity	Land	Land Improvements	Buildings and Building Improvements	Machinery and Equipment	Intangibles	Infrastructure	Total
General Government							
Legislative and Executive							
County Council	\$ -	\$ -	\$ -	\$ 40,378	\$ -	\$ -	\$ 40,378
Executive	546,444	4,418	17,956,394	430,099	-	-	18,937,355
Fiscal Office	-	-	-	1,514,671	2,619,136	-	4,133,807
Clerk - Title	308,150	40,250	861,750	329,237	-	-	1,539,387
Board of Elections	163,014	1,248	2,310,452	217,669	-	-	2,692,383
Judicial							
Court of Appeals	66,065	72,586	9,149,819	28,961	-	-	9,317,431
Common Pleas Court	-	-	-	439,275	-	-	439,275
Probate Court	-	-	-	211,286	-	-	211,286
Domestic Court	-	-	-	30,650	-	-	30,650
Juvenile Court	52,966	18,669	479,487	246,936	-	-	798,058
Clerk - Legal	-	-	-	299,824	71,945	-	371,769
Prosecutor	-	-	4,988,792	346,595	-	-	5,335,387
Total general government	1,136,639	137,171	35,746,694	4,135,581	2,691,081	-	43,847,166
Public Safety							
Sheriff	1,288,714	161,560	51,153,588	13,041,950	-	-	65,645,812
Building Regulation	-	-	-	224,822	35,000	-	259,822
Medical Examiner	79,143	-	2,582,443	311,403	-	-	2,972,989
Hazardous Materials	-	-	-	307,155	-	-	307,155
Common Pleas - Adult Probation	-	-	-	233,160	-	-	233,160
Psycho Diagnostic	-	-	-	37,874	-	-	37,874
Emergency Management	-	-	-	72,107	-	-	72,107
Total public safety	1,367,857	161,560	53,736,031	14,228,471	35,000	-	69,528,919
Public Works							
Engineer	178,354	22,612	1,149,817	4,054,114	-	126,447,992	131,852,889
Total public works	178,354	22,612	1,149,817	4,054,114	-	126,447,992	131,852,889
Health							
Animal Control	7,483	1,774	27,367	105,052	-	-	141,676
Mental Retardation	305,982	786,791	20,102,128	6,346,356	8,990	-	27,550,247
ADAMH Board	423,601	123,143	5,278,156	105,980	24,998	-	5,955,878
District Health	108,850	-	3,394,982	-	-	-	3,503,832
Total Health	845,916	911,708	28,802,633	6,557,388	33,988	-	37,151,633
Economic Development							
Department of Development	1,476,801	1,107	1,772,282	138,974	-	-	3,389,164
Total Economic Development	1,476,801	1,107	1,772,282	138,974	-	-	3,389,164
Human Services							
Job & Family Services	1,191,803	21,198	9,980,407	703,855	-	-	11,897,263
Veteran Services	6,256	686	19,201	109,343	7,068	-	142,554
Children Services	1,288,532	-	13,916,416	880,678	-	-	16,085,626
Child Support Enforcement	-	-	-	468,779	-	-	468,779
Total Human Services	2,486,591	21,884	23,916,024	2,162,655	7,068	-	28,594,222
Construction							
Construction in progress	-	-	9,276,884	-	-	1,046,107	10,322,991
Total construction	-	-	9,276,884	-	-	1,046,107	10,322,991
Total capital assets	\$ 7,492,158	\$ 1,256,042	\$ 154,400,365	\$ 31,277,183	\$ 2,767,137	\$ 127,494,099	\$ 324,686,984

¹ This schedule presents only the capital asset balances related to governmental funds. Accordingly, the capital assets reported in internal service funds are excluded from the above amounts. Generally, the capital assets of internal service funds are included as governmental activities in the statement of net assets. The internal services capital assets amounted to \$569,454.

County of Summit, Ohio

*Capital Assets Used in the Operation of Governmental Funds
Schedule of Changes by Function and Activity¹
For The Fiscal Year Ended December 31, 2002*

Function and Activity	Balance			Balance
	January 1, 2002	Additions	Deletions	December 31, 2002
General Government				
<u>Legislative and Executive</u>				
County Council	\$ 23,817	\$ 16,561	\$ -	\$ 40,378
Executive	18,785,608	174,547	22,800	18,937,355
Fiscal Office	3,993,001	145,806	5,000	4,133,807
Clerk - Title	1,539,387	-	-	1,539,387
Board of Elections	2,702,750	6,074	16,441	2,692,383
<u>Judicial</u>				
Court of Appeals	9,317,431	-	-	9,317,431
Common Pleas Court	426,879	12,396	-	439,275
Probate Court	202,956	8,330	-	211,286
Domestic Court	36,962	-	6,312	30,650
Juvenile Court	779,626	18,432	-	798,058
Clerk - Legal	354,786	16,983	-	371,769
Prosecutor	5,289,578	58,809	13,000	5,335,387
Total general government	43,452,781	457,938	63,553	43,847,166
Public Safety				
Sheriff	57,094,294	9,123,537	572,019	65,645,812
Building Regulation	240,043	49,935	30,156	259,822
Medical Examiner	2,972,989	-	-	2,972,989
Hazardous Materials	298,000	9,155	-	307,155
Common Pleas - Adult Probation	233,160	-	-	233,160
Psycho Diagnostic	37,765	11,874	11,765	37,874
Emergency Management	64,208	7,899	-	72,107
Total public safety	60,940,459	9,202,400	613,940	69,528,919
Public Works				
Engineer	127,767,004	4,552,750	466,865	131,852,889
Total public works	127,767,004	4,552,750	466,865	131,852,889
Health				
Animal Control	141,676	-	-	141,676
Mental Retardation	27,095,381	664,268	209,402	27,550,247
ADAMH Board	5,955,878	-	-	5,955,878
District Health	3,503,832	-	-	3,503,832
Total Health	36,696,767	664,268	209,402	37,151,633
Economic Development				
Department of Development	3,410,550	10,026	31,412	3,389,164
Total Economic Development	3,410,550	10,026	31,412	3,389,164
Human Services				
Job & Family Services	11,925,220	187,839	215,796	11,897,263
Veteran Services	104,650	37,904	-	142,554
Children Services	14,739,128	1,370,209	23,711	16,085,626
Child Support Enforcement	444,592	36,687	12,500	468,779
Total Human Services	27,213,590	1,632,639	252,007	28,594,222
Construction				
Construction in progress	3,035,654	17,084,082	9,796,745	10,322,991
Total construction	3,035,654	17,084,082	9,796,745	10,322,991
Total capital assets	\$ 302,516,805	\$ 33,604,103	\$ 11,433,924	\$ 324,686,984

¹ This schedule presents only the capital asset balances related to governmental funds. Accordingly, the capital assets reported in internal Service funds are excluded from the above amounts. Generally, the capital assets of internal service funds are included as governmental activities in the statement of net assets. The internal services capital assets amounted to \$569,454.

County of Summit, Ohio

*Capital Assets Used in the Operation of Governmental Funds
Schedule by Source¹
December 31, 2002*

Capital Assets:

Land	\$ 7,492,158
Land Improvements	1,256,042
Buildings and Building Improvements	145,123,481
Machinery and Equipment	31,277,183
Intangibles	2,767,137
Infrastructure	126,447,992
Construction in Progress	<u>10,322,991</u>
Total Capital Assets	<u><u>\$ 324,686,984</u></u>

Investments in Capital Assets From:

General Obligation Bonds/Notes	\$ 60,397,843
General Fund Revenues	72,929,089
Special Revenue Fund Revenues	178,698,699
Federal or State Grants	12,548,315
Donations	<u>113,038</u>
Total Investment in Capital Assets	<u><u>\$ 324,686,984</u></u>

¹ This schedule presents only the capital asset balances related to governmental funds. Accordingly, the capital assets reported in internal service funds are excluded from the above amounts. Generally, the capital assets of internal service funds are included as governmental activities in the statement of net assets. The internal services capital assets amounted to \$569,454.

**Individual Fund Schedule of Revenues, Expenditures/Expenses and
Changes in Fund Balance/Equity – Budget (Non-GAAP Basis) and Actual**

County of Summit, Ohio

**Schedule of Revenues, Expenditures and Changes In Fund Balance
Budget (Non-GAAP Basis) and Actual
General Fund
For the Year Ended December 31, 2002**

	Budgeted Amounts		Actual	Variance with Final Budget
	Original	Final		
Revenues				
Taxes				
Property	\$ 17,964,000	\$ 17,964,000	\$ 19,231,872	\$ 1,267,872
Sales and Use	31,000,000	31,000,000	33,481,657	2,481,657
Other	6,500,000	6,500,000	7,366,560	866,560
Licenses and Permits	50,000	50,000	45,739	(4,261)
Charges for Services	18,168,867	19,077,505	21,523,492	2,445,987
Fines and Forfeitures	545,000	545,000	617,629	72,629
Intergovernmental	15,052,175	14,248,600	14,732,055	483,455
Investment Income	11,179,498	11,179,498	8,981,792	(2,197,706)
Other	3,545,550	3,463,324	4,635,177	1,171,853
<i>Total Revenues</i>	<u>104,005,090</u>	<u>104,027,927</u>	<u>110,615,973</u>	<u>6,588,046</u>
Expenditures				
General Government - Legislative and Executive				
Council				
Personal Services	474,338	506,288	483,620	22,668
Professional Services	15,000	13,825	13,825	-
Internal Charge Back	15,000	15,000	13,985	1,015
Supplies	4,800	7,008	6,016	992
Travel and Expenses	16,000	16,642	16,604	38
Contract Repairs	3,335	4,177	3,357	820
Contract Services	18,066	26,599	26,599	-
Utilities	4,400	3,942	421	3,521
Advertising and Printing	8,000	10,180	9,064	1,116
Other Expenses	7,000	7,313	6,707	606
Equipment	-	4,651	4,620	31
Total Council	<u>565,939</u>	<u>615,625</u>	<u>584,818</u>	<u>30,807</u>
Executive - General Council				
Personal Services	137,148	137,148	129,971	7,177
Professional Services	200,000	330,627	186,157	144,470
Internal Charge Back	7,500	7,500	6,764	736
Supplies	4,000	6,089	2,089	4,000
Travel and Expenses	8,500	15,130	8,102	7,028
Contract Repairs	1,600	1,600	-	1,600
Utilities	1,000	3,209	4,037	(828)
Advertising and Printing	-	7,148	3,515	3,633
Other Expenses	10,000	11,273	9,485	1,788
Total Executive - General Council	<u>369,748</u>	<u>519,724</u>	<u>350,120</u>	<u>169,604</u>
Executive - Finance & Budget				
Personal Services	630,482	618,482	611,908	6,574
Professional Services	75,000	91,750	35,050	56,700
Internal Charge Back	12,000	12,000	12,000	-
Supplies	17,000	18,592	12,562	6,030
Travel and Expenses	8,000	10,957	10,956	1
Contract Repairs	2,000	2,000	-	2,000
Contract Services	10,000	10,384	1,964	8,420
Utilities	-	801	215	586
Advertising and Printing	4,500	5,500	4,339	1,161
Other Expenses	7,000	7,213	5,362	1,851
Total Executive - Finance & Budget	<u>765,982</u>	<u>777,679</u>	<u>694,356</u>	<u>83,323</u>

(continued)

County of Summit, Ohio

*Schedule of Revenues, Expenditures and Changes In Fund Balance
Budget (Non-GAAP Basis) and Actual
General Fund (Continued)
For the Year Ended December 31, 2002*

	Budgeted Amounts		Actual	Variance with Final Budget
	Original	Final		
Executive - Personnel				
Personal Services	\$ 724,767	\$ 761,767	\$ 748,091	\$ 13,676
Professional Services	100,000	125,714	125,701	13
Internal Charge Back	10,000	13,000	13,000	-
Supplies	5,000	5,000	4,207	793
Travel and Expenses	5,000	5,000	1,000	4,000
Advertising and Printing	3,000	3,804	3,304	500
Other Expenses	5,000	5,000	4,880	120
Total Executive - Personnel	<u>852,767</u>	<u>919,285</u>	<u>900,183</u>	<u>19,102</u>
Executive - Department of Law				
Personal Services	806,000	821,000	784,752	36,248
Professional Services	150,000	256,781	243,696	13,085
Internal Charge Back	7,000	9,100	9,100	-
Supplies	4,000	4,321	3,882	439
Travel and Expenses	8,000	10,028	6,953	3,075
Contract Repairs	2,000	2,860	2,720	140
Utilities	1,000	3,142	1,648	1,494
Advertising and Printing	-	222	222	-
Other Expenses	20,000	29,567	28,366	1,201
Equipment	-	565	522	43
Total Executive - Department of Law	<u>998,000</u>	<u>1,137,586</u>	<u>1,081,861</u>	<u>55,725</u>
Executive - Purchasing				
Personal Services	208,000	234,000	189,093	44,907
Professional Services	30,000	21,000	7,828	13,172
Internal Charge Back	8,000	8,000	7,578	422
Supplies	25,000	31,554	24,237	7,317
Travel and Expenses	4,000	4,000	4,000	-
Advertising and Printing	25,000	30,723	16,659	14,064
Other Expenses	13,800	16,420	10,322	6,098
Equipment	-	1,194	465	729
Total Executive - Purchasing	<u>313,800</u>	<u>346,891</u>	<u>260,182</u>	<u>86,709</u>
Executive - Communications				
Personal Services	479,700	528,280	517,382	10,898
Internal Charge Back	11,600	11,600	9,668	1,932
Supplies	13,000	15,679	12,535	3,144
Travel and Expenses	2,000	2,743	2,743	-
Contract Services	25,000	30,820	29,620	1,200
Advertising and Printing	20,000	42,829	40,879	1,950
Other Expenses	10,000	15,206	12,797	2,409
Equipment	-	2,413	2,412	1
Total Executive - Communications	<u>561,300</u>	<u>649,570</u>	<u>628,036</u>	<u>21,534</u>
Executive - Information Services				
Supplies	-	1,707	-	1,707
Contract Services	-	100	-	100
Utilities	-	26	-	26
Rentals	-	180	-	180
Equipment	-	106	-	106
Total Executive - Information Services	<u>-</u>	<u>2,119</u>	<u>-</u>	<u>2,119</u>

(continued)

County of Summit, Ohio

*Schedule of Revenues, Expenditures and Changes In Fund Balance
Budget (Non-GAAP Basis) and Actual
General Fund (Continued)
For the Year Ended December 31, 2002*

	Budgeted Amounts		Actual	Variance with Final Budget
	Original	Final		
Executive - Operations				
Personal Services	\$ 265,128	\$ 280,128	\$ 263,969	\$ 16,159
Internal Charge Back	6,000	6,000	5,118	882
Supplies	4,000	4,993	956	4,037
Travel and Expenses	4,000	7,207	6,617	590
Motor Vehicle Fuel/Repair	500	500	-	500
Contract Repairs	1,000	1,000	-	1,000
Contract Services	5,000	5,000	3,000	2,000
Utilities	2,500	3,538	1,039	2,499
Advertising and Printing	2,000	2,910	910	2,000
Other Expenses	5,000	7,583	6,790	793
Total Executive - Operations	<u>295,128</u>	<u>318,859</u>	<u>288,399</u>	<u>30,460</u>
Physical Plants				
Personal Services	1,799,428	1,948,928	1,862,508	86,420
Internal Charge Back	6,000	7,800	7,800	-
Supplies	200,000	236,624	234,091	2,533
Motor Vehicle Fuel/Repair	6,090	6,090	2,559	3,531
Contract Repairs	42,960	52,351	52,283	68
Contract Services	490,737	705,261	628,666	76,595
Utilities	1,500	1,781	1,296	485
Rentals	5,160	6,207	5,444	763
Other Expenses	12,320	12,720	12,626	94
Equipment	-	5,926	5,575	351
Total Physical Plants	<u>2,564,195</u>	<u>2,983,688</u>	<u>2,812,848</u>	<u>170,840</u>
Planning Commission				
Personal Services	338,000	338,000	326,921	11,079
Internal Charge Back	9,500	15,850	15,850	-
Supplies	5,000	4,792	4,574	218
Travel and Expenses	4,000	4,650	4,111	539
Contract Repairs	1,200	1,200	347	853
Other Expenses	307	1,057	840	217
Equipment	-	2,858	2,858	-
Total Planning Commission	<u>358,007</u>	<u>368,407</u>	<u>355,501</u>	<u>12,906</u>
Utilities and Rentals				
Professional Services	-	3,002	-	3,002
Internal Charge Back	-	825,000	618,483	206,517
Utilities	2,033,665	3,528,041	3,069,092	458,949
Rentals	625,000	760,963	760,293	670
Total Utilities and Rentals	<u>2,658,665</u>	<u>5,117,006</u>	<u>4,447,868</u>	<u>669,138</u>
Bureau of Inspection				
Contract Services	203,000	203,000	202,999	1
Total Bureau of Inspection	<u>203,000</u>	<u>203,000</u>	<u>202,999</u>	<u>1</u>
Fiscal Officer - Auditor				
Personal Services	2,383,625	2,417,125	2,377,663	39,462
Internal Charge Back	95,000	95,000	95,000	-
Supplies	70,000	87,630	87,156	474
Travel and Expenses	25,000	25,784	20,564	5,220
Motor Vehicle Fuel/Repair	5,000	5,984	3,501	2,483
Contract Services	16,000	18,486	18,311	175
Advertising and Printing	6,000	7,065	6,725	340
Total Fiscal Officer - Auditor	<u>2,600,625</u>	<u>2,657,074</u>	<u>2,608,920</u>	<u>48,154</u>

(continued)

County of Summit, Ohio

*Schedule of Revenues, Expenditures and Changes In Fund Balance
Budget (Non-GAAP Basis) and Actual
General Fund (Continued)
For the Year Ended December 31, 2002*

	Budgeted Amounts		Actual	Variance with Final Budget
	Original	Final		
Fiscal Officer - Data Processing				
Personal Services	\$ 1,087,190	\$ 1,091,190	\$ 1,058,574	\$ 32,616
Internal Charge Back	15,000	15,000	13,224	1,776
Supplies	75,000	87,602	84,046	3,556
Travel and Expenses	10,000	10,205	10,204	1
Contract Repairs	-	9,476	9,476	-
Contract Services	500,000	665,458	633,462	31,996
Other Expenses	3,000	3,000	3,000	-
Total Fiscal Officer - Data Processing	1,690,190	1,881,931	1,811,986	69,945
Fiscal Officer - Recording				
Personal Services	1,149,200	1,204,700	1,199,716	4,984
Internal Charge Back	15,000	15,000	11,982	3,018
Supplies	15,000	23,368	22,233	1,135
Travel and Expenses	10,000	10,706	10,319	387
Total Fiscal Officer - Recording	1,189,200	1,253,774	1,244,250	9,524
Fiscal Officer - Treasurer				
Personal Services	1,078,423	1,096,923	1,047,459	49,464
Professional Services	125,966	182,507	181,144	1,363
Internal Charge Back	150,000	162,117	158,849	3,268
Supplies	30,000	36,319	36,253	66
Travel and Expenses	6,000	9,649	8,596	1,053
Motor Vehicle Fuel/Repair	2,000	2,315	402	1,913
Contract Services	21,250	21,739	21,695	44
Utilities	2,400	3,335	935	2,400
Advertising and Printing	20,000	26,573	24,662	1,911
Equipment	-	725	725	-
Total Fiscal Officer - Treasurer	1,436,039	1,542,202	1,480,720	61,482
Fiscal Officer - Hotel/Motel				
Personal Services	79,788	79,788	61,577	18,211
Internal Charge Back	1,100	1,100	615	485
Supplies	1,000	1,000	1,000	-
Travel and Expenses	1,000	1,000	-	1,000
Motor Vehicle Fuel/Repair	500	500	-	500
Other Expenses	11,000	11,000	10,219	781
Total Fiscal Officer - Hotel/Motel	94,388	94,388	73,411	20,977
Fiscal Officer - Delinquent Tax				
Personal Services	567,836	567,836	315,914	251,922
Internal Charge Back	30,000	30,000	5,352	24,648
Supplies	25,000	30,182	17,525	12,657
Travel and Expenses	3,000	5,761	2,758	3,003
Motor Vehicle Fuel/Repair	1,600	1,600	-	1,600
Contract Services	4,000	4,000	512	3,488
Advertising and Printing	75,000	134,375	134,375	-
Other Expenses	95,000	80,000	68,465	11,535
Total Fiscal Officer - Delinquent Tax	801,436	853,754	544,901	308,853
Fiscal Officer - R.E.D. Administration				
Personal Services	175,876	175,876	146,962	28,914
Internal Charge Back	3,000	3,000	3,000	-
Supplies	5,000	5,748	5,748	-
Total Fiscal Officer - R.E.D. Administration	183,876	184,624	155,710	28,914

(continued)

County of Summit, Ohio

Schedule of Revenues, Expenditures and Changes In Fund Balance

Budget (Non-GAAP Basis) and Actual

General Fund (Continued)

For the Year Ended December 31, 2002

	Budgeted Amounts		Actual	Variance with Final Budget
	Original	Final		
Human Resources Commission				
Personal Services	\$ 159,533	\$ 177,533	\$ 161,333	\$ 16,200
Internal Charge Back	8,000	8,000	8,000	-
Supplies	5,000	5,330	2,656	2,674
Travel and Expenses	5,000	3,057	2,057	1,000
Contract Services	18,000	13,500	7,282	6,218
Advertising and Printing	5,000	1,000	-	1,000
Other Expenses	4,000	4,938	4,827	111
Equipment	-	972	972	-
Total Human Resources Commission	<u>204,533</u>	<u>214,330</u>	<u>187,127</u>	<u>27,203</u>
Board of Election				
Personal Services	2,079,929	2,619,504	2,561,387	58,117
Professional Services	540,420	-	-	-
Internal Charge Back	25,000	25,000	18,955	6,045
Supplies	109,979	90,594	90,594	-
Travel and Expenses	14,070	8,458	8,458	-
Motor Vehicle Fuel/Repair	3,750	350	238	112
Contract Repairs	6,786	830	829	1
Contract Services	325,000	540,759	540,759	-
Rentals	80,000	72,496	72,496	-
Advertising and Printing	60,000	37,603	37,603	-
Other Expenses	7,500	5,303	5,302	1
Total Board of Election	<u>3,252,434</u>	<u>3,400,897</u>	<u>3,336,621</u>	<u>64,276</u>
Internal Audit				
Personal Services	263,000	263,000	56,138	206,862
Internal Charge Back	9,500	9,500	1,779	7,721
Supplies	10,000	8,320	5,794	2,526
Travel and Expenses	10,000	10,000	6,091	3,909
Contract Services	25,000	20,200	6,721	13,479
Other Expenses	6,000	12,480	8,534	3,946
Total Internal Audit	<u>323,500</u>	<u>323,500</u>	<u>85,057</u>	<u>238,443</u>
Total General Government - Legislative and Executive	<u>22,282,752</u>	<u>26,365,913</u>	<u>24,135,874</u>	<u>2,230,039</u>
General Government - Judicial				
Court of Appeals				
Personal Services	27,208	27,208	26,644	564
Professional Services	2,000	4,050	4,050	-
Internal Charge Back	13,185	13,185	13,185	-
Supplies	36,261	57,996	57,975	21
Travel and Expenses	3,000	3,525	3,525	-
Contract Services	20,000	33,303	33,043	260
Other Expenses	20,600	38,632	38,631	1
Equipment	-	200	200	-
Total Court of Appeals	<u>122,254</u>	<u>178,099</u>	<u>177,253</u>	<u>846</u>

(continued)

County of Summit, Ohio

Schedule of Revenues, Expenditures and Changes In Fund Balance

Budget (Non-GAAP Basis) and Actual

General Fund (Continued)

For the Year Ended December 31, 2002

	Budgeted Amounts		Actual	Variance with Final Budget
	Original	Final		
Court of Common Pleas - General Office				
Personal Services	\$ 4,141,550	\$ 4,318,550	\$ 4,282,722	\$ 35,828
Professional Services	2,550,000	2,366,600	2,305,964	60,636
Internal Charge Back	147,400	147,400	126,552	20,848
Supplies	62,315	65,727	64,081	1,646
Travel and Expenses	26,000	52,176	47,129	5,047
Contract Repairs	35,000	54,349	37,853	16,496
Other Expenses	492,500	550,734	529,730	21,004
Equipment	100,000	146,488	144,983	1,505
Total Court of Common Pleas - General Office	<u>7,554,765</u>	<u>7,702,024</u>	<u>7,539,014</u>	<u>163,010</u>
Court of Felony Drugs				
Personal Services	-	50,000	44,104	5,896
Total Court of Felony Drugs	<u>-</u>	<u>50,000</u>	<u>44,104</u>	<u>5,896</u>
Court of Common Pleas - Grand Jury				
Other Expenses	72,000	72,000	71,487	513
Total Court of Common Pleas - Grand Jury	<u>72,000</u>	<u>72,000</u>	<u>71,487</u>	<u>513</u>
Law Library				
Personal Services	173,489	173,489	164,221	9,268
Internal Charge Back	4,800	4,800	4,112	688
Total Law Library	<u>178,289</u>	<u>178,289</u>	<u>168,333</u>	<u>9,956</u>
Probate Court				
Personal Services	1,830,988	1,866,373	1,844,171	22,202
Professional Services	4,000	-	-	-
Internal Charge Back	61,000	61,000	55,655	5,345
Supplies	50,000	63,221	54,669	8,552
Travel and Expenses	3,000	7,440	4,440	3,000
Motor Vehicle Fuel/Repair	6,000	8,551	8,551	-
Contract Repairs	-	132	132	-
Contract Services	23,470	36,006	30,689	5,317
Utilities	4,000	5,825	5,825	-
Advertising and Printing	6,000	18,471	18,471	-
Other Expenses	121,000	123,514	121,533	1,981
Equipment	-	8,330	8,330	-
Total Probate Court	<u>2,109,458</u>	<u>2,198,863</u>	<u>2,152,466</u>	<u>46,397</u>
Domestic Relations Court				
Personal Services	1,845,000	1,860,201	1,845,423	14,778
Professional Services	34,000	56,763	48,622	8,141
Internal Charge Back	53,472	53,472	51,240	2,232
Supplies	24,000	37,137	35,989	1,148
Travel and Expenses	18,000	26,677	26,677	-
Contract Repairs	8,000	16,325	16,317	8
Contract Services	27,780	32,415	31,342	1,073
Advertising and Printing	12,000	13,395	11,895	1,500
Other Expenses	7,000	9,100	8,969	131
Equipment	-	14,324	14,067	257
Total Domestic Relations Court	<u>2,029,252</u>	<u>2,119,809</u>	<u>2,090,541</u>	<u>29,268</u>

(continued)

County of Summit, Ohio

*Schedule of Revenues, Expenditures and Changes In Fund Balance
Budget (Non-GAAP Basis) and Actual
General Fund (Continued)
For the Year Ended December 31, 2002*

	Budgeted Amounts		Actual	Variance with Final Budget
	Original	Final		
Juvenile Court - General Office				
Personal Services	\$ 970,957	\$ 986,457	\$ 971,034	\$ 15,423
Professional Services	900,000	980,000	977,499	2,501
Internal Charge Back	105,000	105,000	105,000	-
Supplies	50,000	53,459	53,109	350
Travel and Expenses	13,650	13,893	13,463	430
Motor Vehicle Fuel/Repair	5,000	7,731	7,366	365
Contract Repairs	62,850	72,293	72,289	4
Contract Services	280,000	281,000	280,687	313
Advertising and Printing	1,000	1,925	1,925	-
Other Expenses	9,000	12,163	12,163	-
Subsidies/Shared Revenue	30,000	35,570	35,347	223
Total Juvenile Court - General Office	2,427,457	2,549,491	2,529,882	19,609
Clerk of Courts - Legal				
Personal Services	1,728,420	1,768,420	1,750,569	17,851
Internal Charge Back	220,000	286,000	286,000	-
Supplies	90,000	123,262	115,518	7,744
Travel and Expenses	3,000	3,475	3,475	-
Contract Repairs	14,000	14,128	13,796	332
Contract Services	13,000	17,766	11,833	5,933
Utilities	1,000	1,127	655	472
Advertising and Printing	5,000	5,000	1,000	4,000
Other Expenses	3,500	4,911	4,910	1
Equipment	-	8,570	8,570	-
Total Clerk of Courts - Legal	2,077,920	2,232,659	2,196,326	36,333
Prosecutor				
Personal Services	4,020,703	4,124,603	4,079,075	45,528
Internal Charge Back	35,000	45,500	45,500	-
Supplies	30,000	39,000	39,000	-
Travel and Expenses	20,000	20,108	20,108	-
Motor Vehicle Fuel/Repair	6,000	6,000	5,998	2
Contract Services	32,000	41,600	41,600	-
Utilities	3,000	3,000	3,000	-
Other Expenses	140,312	175,564	175,399	165
Total Prosecutor	4,287,015	4,455,375	4,409,680	45,695
County/Municipal Courts				
Personal Services	689,490	689,490	619,799	69,691
Other Expenses	60,000	73,170	59,216	13,954
Total County/Municipal Courts	749,490	762,660	679,015	83,645
Public Defender				
Contract Services	352,800	352,800	352,800	-
Total Public Defender	352,800	352,800	352,800	-
Total General Government - Judicial	21,960,700	22,852,069	22,410,901	441,168

(continued)

County of Summit, Ohio

Schedule of Revenues, Expenditures and Changes In Fund Balance

Budget (Non-GAAP Basis) and Actual

General Fund (Continued)

For the Year Ended December 31, 2002

	Budgeted Amounts		Actual	Variance with Final Budget
	Original	Final		
Public Safety				
Sheriff				
Personal Services	\$ 8,321,927	\$ 8,651,927	\$ 8,570,688	\$ 81,239
Professional Services	30,000	19,000	18,726	274
Internal Charge Back	105,000	105,000	105,000	-
Supplies	70,000	100,989	100,628	361
Travel and Expenses	5,000	5,000	5,000	-
Motor Vehicle Fuel/Repair	200,000	250,059	250,059	-
Contract Repairs	10,000	11,000	11,000	-
Contract Services	797,360	770,776	770,775	1
Utilities	12,000	12,000	12,000	-
Advertising and Printing	2,500	3,750	3,750	-
Other Expenses	149,250	153,331	153,331	-
Equipment	-	1,236	1,236	-
Total Sheriff	<u>9,703,037</u>	<u>10,084,068</u>	<u>10,002,193</u>	<u>81,875</u>
Sheriff - Jail				
Personal Services	13,876,397	14,566,397	14,481,131	85,266
Professional Services	50,000	78,280	69,854	8,426
Internal Charge Back	140,000	140,000	123,051	16,949
Supplies	300,000	344,107	344,100	7
Travel and Expenses	10,000	10,702	10,702	-
Motor Vehicle Fuel/Repair	65,000	65,000	65,000	-
Contract Repairs	7,500	9,223	9,223	-
Contract Services	3,543,000	3,673,004	3,670,984	2,020
Utilities	5,000	6,242	6,242	-
Other Expenses	200,000	206,309	206,309	-
Equipment	-	19,240	18,671	569
Total Sheriff - Jail	<u>18,196,897</u>	<u>19,118,504</u>	<u>19,005,267</u>	<u>113,237</u>
Marine Patrol				
Personal Services	53,500	53,500	51,107	2,393
Other Expenses	9,500	9,806	9,806	-
Equipment	-	5,446	5,446	-
Total Marine Patrol	<u>63,000</u>	<u>68,752</u>	<u>66,359</u>	<u>2,393</u>
Policing Rotary				
Personal Services	2,294,489	2,863,236	2,790,311	72,925
Supplies	20,000	20,000	20,000	-
Motor Vehicle Fuel/Repair	50,000	77,013	77,037	(24)
Contract Services	5,000	5,000	3,508	1,492
Other Expenses	25,000	80,133	80,133	-
Total Policing Rotary	<u>2,394,489</u>	<u>3,045,382</u>	<u>2,970,989</u>	<u>74,393</u>
Training Rotary				
Supplies	72,000	72,000	43,444	28,556
Contract Services	20,000	20,000	3,900	16,100
Other Expenses	29,800	29,800	-	29,800
Total Training Rotary	<u>121,800</u>	<u>121,800</u>	<u>47,344</u>	<u>74,456</u>
Inmate Welfare				
Supplies	100,000	129,669	64,115	65,554
Total Inmate Welfare	<u>100,000</u>	<u>129,669</u>	<u>64,115</u>	<u>65,554</u>

(continued)

County of Summit, Ohio

*Schedule of Revenues, Expenditures and Changes In Fund Balance
Budget (Non-GAAP Basis) and Actual
General Fund (Continued)
For the Year Ended December 31, 2002*

	Budgeted Amounts		Actual	Variance with Final Budget
	Original	Final		
Building Regulations				
Personal Services	\$ 1,334,682	\$ 1,404,682	\$ 1,338,298	\$ 66,384
Internal Charge Back	26,265	26,265	21,738	4,527
Supplies	15,600	17,279	5,179	12,100
Travel and Expenses	10,600	11,039	5,334	5,705
Motor Vehicle Fuel/Repair	10,000	10,000	8,662	1,338
Contract Repairs	7,000	7,000	-	7,000
Contract Services	40,000	64,204	50,690	13,514
Advertising and Printing	10,400	10,558	7,658	2,900
Other Expenses	6,000	7,119	1,550	5,569
Total Building Regulations	<u>1,460,547</u>	<u>1,558,146</u>	<u>1,439,109</u>	<u>119,037</u>
Medical Examiner				
Personal Services	1,447,312	1,447,312	1,340,527	106,785
Internal Charge Back	13,300	13,300	9,498	3,802
Supplies	40,000	55,886	55,356	530
Travel and Expenses	5,000	5,000	4,969	31
Motor Vehicle Fuel/Repair	1,200	2,200	1,609	591
Contract Repairs	2,262	2,927	2,315	612
Contract Services	105,000	132,058	100,902	31,156
Rentals	3,500	6,719	5,544	1,175
Advertising and Printing	500	500	450	50
Other Expenses	5,000	6,000	5,357	643
Total Medical Examiner	<u>1,623,074</u>	<u>1,671,902</u>	<u>1,526,527</u>	<u>145,375</u>
Alternative Corrections				
Contract Services	4,371,000	4,413,008	4,413,008	-
Total Alternative Corrections	<u>4,371,000</u>	<u>4,413,008</u>	<u>4,413,008</u>	<u>-</u>
Adult Probation				
Personal Services	2,535,469	2,528,819	2,401,281	127,538
Internal Charge Back	61,000	61,000	37,441	23,559
Supplies	18,000	29,026	28,817	209
Travel and Expenses	4,500	7,930	6,932	998
Motor Vehicle Fuel/Repair	5,000	7,700	7,700	-
Contract Repairs	14,000	14,408	14,357	51
Rentals	215,000	216,012	216,011	1
Other Expenses	20,000	56,310	36,900	19,410
Total Adult Probation	<u>2,872,969</u>	<u>2,921,205</u>	<u>2,749,439</u>	<u>171,766</u>
Psycho-Diagnostic Clinic				
Personal Services	132,087	136,788	86,744	50,044
Professional Services	28,600	46,724	46,012	712
Internal Charge Back	18,000	18,000	8,220	9,780
Supplies	5,250	5,250	5,242	8
Total Psycho-Diagnostic Clinic	<u>183,937</u>	<u>206,762</u>	<u>146,218</u>	<u>60,544</u>
Juvenile Probation				
Personal Services	3,070,967	3,156,467	3,138,230	18,237
Internal Charge Back	20,000	20,000	19,839	161
Travel and Expenses	10,500	10,900	10,390	510
Total Juvenile Probation	<u>3,101,467</u>	<u>3,187,367</u>	<u>3,168,459</u>	<u>18,908</u>

(continued)

County of Summit, Ohio

*Schedule of Revenues, Expenditures and Changes In Fund Balance
Budget (Non-GAAP Basis) and Actual
General Fund (Continued)
For the Year Ended December 31, 2002*

	Budgeted Amounts		Actual	Variance with Final Budget
	Original	Final		
Juvenile Detention Home				
Personal Services	\$ 1,999,017	\$ 2,009,017	\$ 1,979,252	\$ 29,765
Internal Charge Back	65,000	65,000	64,007	993
Supplies	130,000	135,347	135,339	8
Contract Repairs	83,480	92,600	92,379	221
Other Expenses	200	400	200	200
Subsidies/Shared Revenue	145,000	148,713	137,909	10,804
Total Juvenile Detention Home	<u>2,422,697</u>	<u>2,451,077</u>	<u>2,409,086</u>	<u>41,991</u>
Total Public Safety	<u>46,614,914</u>	<u>48,977,642</u>	<u>48,008,113</u>	<u>969,529</u>
Public Works				
Ditches				
Personal Services	200,000	-	-	-
Other Expenses	-	200,000	200,000	-
Total Ditches	<u>200,000</u>	<u>200,000</u>	<u>200,000</u>	<u>-</u>
Total Public Works	<u>200,000</u>	<u>200,000</u>	<u>200,000</u>	<u>-</u>
Health				
Crippled Childrens Aid				
Subsidies/Shared Revenue	815,000	1,018,857	803,857	215,000
Vital Statistics				
Subsidies/Shared Revenue	10,000	10,000	-	10,000
Total Health	<u>825,000</u>	<u>1,028,857</u>	<u>803,857</u>	<u>225,000</u>
Economic Development				
Executive - Department of Development				
Personal Services	507,000	507,000	410,648	96,352
Internal Charge Back	12,400	13,521	13,521	-
Supplies	6,500	6,992	6,919	73
Travel and Expenses	5,000	7,359	6,012	1,347
Motor Vehicle Fuel/Repair	1,000	1,000	-	1,000
Utilities	2,800	3,008	2,835	173
Rentals	2,070	1,449	-	1,449
Other Expenses	7,000	7,365	7,274	91
Subsidies/Shared Revenue	400,000	400,000	375,000	25,000
Equipment	-	3,313	3,064	249
Total Economic Development	<u>943,770</u>	<u>951,007</u>	<u>825,273</u>	<u>125,734</u>
Human Services				
Soldiers Relief Commission				
Personal Services	952,675	969,675	956,742	12,933
Internal Charge Back	29,150	29,150	21,055	8,095
Supplies	28,000	28,000	28,000	-
Travel and Expenses	27,500	27,859	27,859	-
Motor Vehicle Fuel/Repair	9,900	9,900	1,956	7,944
Contract Repairs	12,000	34,000	33,924	76
Contract Services	35,860	35,860	35,272	588
Utilities	900	900	556	344
Advertising and Printing	52,800	56,460	56,460	-
Other Expenses	50,000	52,120	49,829	2,291
Subsidies/Shared Revenue	2,706,020	2,727,845	2,189,328	538,517
Equipment	55,000	55,000	54,679	321
Total Soldiers Relief Commission	<u>3,959,805</u>	<u>4,026,769</u>	<u>3,455,660</u>	<u>571,109</u>

(continued)

County of Summit, Ohio

*Schedule of Revenues, Expenditures and Changes In Fund Balance
Budget (Non-GAAP Basis) and Actual
General Fund (Continued)
For the Year Ended December 31, 2002*

	Budgeted Amounts		Actual	Variance with Final Budget
	Original	Final		
FSET Settlement				
Contract Services	\$ -	\$ 606,572	\$ 605,540	\$ 1,032
Other Expenses	-	849,289	849,289	-
Total FSET Settlement	-	1,455,861	1,454,829	1,032
Human Services				
Subsidies/Shared Revenue	4,500,000	9,173,777	9,141,867	31,910
Total Human Services	4,500,000	9,173,777	9,141,867	31,910
Total Human Services	8,459,805	14,656,407	14,052,356	604,051
Capital Outlay				
Capital Improvements	-	5,581	5,581	-
Total Capital Outlay	-	5,581	5,581	-
Other				
Insurance/Pension/Taxes				
Insurance	450,000	481,380	452,789	28,591
Other Expenses	120,000	159,788	159,788	-
Total Insurance/Pension/Taxes	570,000	641,168	612,577	28,591
Miscellaneous				
Miscellaneous	952,258	1,270,042	1,167,370	102,672
Victims Assistance	75,000	-	-	-
Humane Society	25,000	25,000	25,000	-
Agriculture	114,924	122,153	112,229	9,924
Historical Society	60,000	60,000	60,000	-
Soil and Water	103,333	103,333	103,333	-
Total Miscellaneous	1,330,515	1,580,528	1,467,932	112,596
Total Other	1,900,515	2,221,696	2,080,509	141,187
Total Expenditures	103,187,456	117,259,172	112,522,464	4,736,708
<i>Excess (Deficiency) of Revenue Over (Under) Expenditures</i>	817,634	(13,231,245)	(1,906,491)	11,324,754
Other Financing Sources				
Other Financing Sources	930,000	930,000	889,523	(40,477)
<i>Excess (Deficiency) of Revenues and Other Financing Sources Over (Under) Expenditures and Other Uses</i>	1,747,634	(12,301,245)	(1,016,968)	11,284,277
Fund Balance - Beginning	16,471,009	16,471,009	16,471,009	
Prior Year Encumbrance Appropriations	9,859,827	9,859,827	9,859,827	
<i>Fund Balance - Ending</i>	<u>\$ 28,078,470</u>	<u>\$ 14,029,591</u>	<u>\$ 25,313,868</u>	<u>\$ 11,284,277</u>

County of Summit, Ohio

**Schedule of Revenues, Expenditures and Changes In Fund Balance
Budget (Non-GAAP Basis) and Actual
Job & Family Services Fund
For the Year Ended December 31, 2002**

	Budgeted Amounts		Actual	Variance With Final Budget
	Original	Final		
Revenues				
Charges for Services	\$ 6,486	\$ 7,774	\$ 3,085	\$ (4,689)
Fines and Forfeitures	188,084	225,453	187,933	(37,520)
Intergovernmental	63,402,572	76,557,123	63,421,119	(13,136,004)
Other	531,823	637,487	532,290	(105,197)
<i>Total Revenue</i>	<u>64,128,965</u>	<u>77,427,837</u>	<u>64,144,427</u>	<u>(13,283,410)</u>
Expenditures				
Human Services				
Shared Costs				
Personal Services	4,959,983	4,959,983	4,842,907	117,076
Operations	4,253,642	4,942,680	4,934,344	8,336
Total Shared Costs	<u>9,213,625</u>	<u>9,902,663</u>	<u>9,777,251</u>	<u>125,412</u>
Family Support Services				
Personal Services	11,488,146	11,488,146	10,816,532	671,614
Operations	1,456,000	1,747,590	1,737,293	10,297
Total Family Support Services	<u>12,944,146</u>	<u>13,235,736</u>	<u>12,553,825</u>	<u>681,911</u>
Children and Adult Services				
Personal Services	1,148,691	1,168,691	1,141,748	26,943
Operations	500,000	521,587	459,968	61,619
Total Children and Adult Services	<u>1,648,691</u>	<u>1,690,278</u>	<u>1,601,716</u>	<u>88,562</u>
Workforce Development				
Maintenance/Medical	4,257,500	5,172,168	4,570,145	602,023
Purchased Services	10,750,000	14,841,316	13,524,135	1,317,181
Total Workforce Development	<u>15,007,500</u>	<u>20,013,484</u>	<u>18,094,280</u>	<u>1,919,204</u>
Title XX				
Purchased Services	1,767,878	2,047,167	1,914,175	132,992
Total Title XX	<u>1,767,878</u>	<u>2,047,167</u>	<u>1,914,175</u>	<u>132,992</u>
Child Care Services				
Purchased Services	20,000,000	23,252,402	23,187,952	64,450
Total Child Care Services	<u>20,000,000</u>	<u>23,252,402</u>	<u>23,187,952</u>	<u>64,450</u>
Workforce Investment Act				
Personal Services	450,000	450,000	-	450,000
Operations	4,050,000	5,605,415	5,215,931	389,484
Total Workforce Investment Act	<u>4,500,000</u>	<u>6,055,415</u>	<u>5,215,931</u>	<u>839,484</u>
Refugee Services				
Purchased Services	154,225	154,225	153,819	406
Total Refugee Services	<u>154,225</u>	<u>154,225</u>	<u>153,819</u>	<u>406</u>

(continued)

County of Summit, Ohio

*Schedule of Revenues, Expenditures and Changes In Fund Balance
Budget (Non-GAAP Basis) and Actual
Job & Family Services Fund (Continued)
For the Year Ended December 31, 2002*

	Budgeted Amounts		Actual	Variance With Final Budget
	Original	Final		
Emergency Assistance				
Other	\$ -	\$ 39,912	\$ 35,865	\$ 4,047
Total Emergency Assistance	-	39,912	35,865	4,047
HS - CSAT Grant				
Personal Services	19,840	19,840	-	19,840
Contract Services	436,142	577,405	577,405	-
Total HS - CSAT Grant	455,982	597,245	577,405	19,840
<i>Total Human Services</i>	<u>65,692,047</u>	<u>76,988,527</u>	<u>73,112,219</u>	<u>3,876,308</u>
<i>Excess (Deficiency) of Revenues Over (Under) Expenditures</i>	(1,563,082)	439,310	(8,967,792)	(9,407,102)
Other Financing Sources				
Other Financing Sources	927,447	1,111,715	925,231	(186,484)
<i>Excess (Deficiency) of Revenues and Other Financing Sources Over (Under) Expenditures and Other Uses</i>	(635,635)	1,551,025	(8,042,561)	(9,593,586)
Fund (Deficit) - Beginning	(12,590,591)	(12,590,591)	(12,590,591)	
Prior Year Encumbrance Appropriations	11,296,480	11,296,480	11,296,480	
<i>Fund Balance (Deficit) - Ending</i>	<u>\$ (1,929,746)</u>	<u>\$ 256,914</u>	<u>\$ (9,336,672)</u>	<u>\$ (9,593,586)</u>

County of Summit, Ohio

*Schedule of Revenues, Expenditures and Changes In Fund Balance
Budget (Non-GAAP Basis) and Actual
Children Services Board Fund
For the Year Ended December 31, 2002*

	Budgeted Amounts		Actual	Variance With Final Budget
	Original	Final		
Revenues				
Property Taxes	\$ 24,925,000	\$ 25,238,475	\$ 24,644,628	\$ (593,847)
Charges For Services	3,278,993	3,278,993	4,977,526	1,698,533
Intergovernmental	10,628,411	10,914,752	16,242,018	5,327,266
Other	250,597	250,597	380,652	130,055
<i>Total Revenue</i>	<u>39,083,001</u>	<u>39,682,817</u>	<u>46,244,824</u>	<u>6,562,007</u>
Expenditures				
Human Services				
Personal Services	23,084,430	23,716,950	23,358,758	358,192
Supplies	900,130	1,336,043	1,270,380	65,663
Materials	51,600	68,906	66,422	2,484
Travel and Expenses	558,665	713,477	667,788	45,689
Contract Repairs	27,350	34,635	33,966	669
Contract Services	14,823,400	20,689,163	20,144,655	544,508
Other Expenses	1,135,465	1,531,428	1,288,438	242,990
Medical Assistance	354,950	493,084	446,624	46,460
Equipment	944,350	1,146,912	989,443	157,469
Subsidies/Shared Revenues	-	203,674	203,674	-
<i>Total Expenditures</i>	<u>41,880,340</u>	<u>49,934,272</u>	<u>48,470,148</u>	<u>1,464,124</u>
<i>(Deficiency) of Revenues (Under) Expenditures</i>	(2,797,339)	(10,251,455)	(2,225,324)	8,026,131
Fund Balance - Beginning	41,093,116	41,093,116	41,093,116	
Prior Year Encumbrance Appropriations	<u>3,144,408</u>	<u>3,144,408</u>	<u>3,144,408</u>	
<i>Fund Balance - Ending</i>	<u>\$ 41,440,185</u>	<u>\$ 33,986,069</u>	<u>\$ 42,012,200</u>	<u>\$ 8,026,131</u>

County of Summit, Ohio

*Schedule of Revenues, Expenditures and Changes In Fund Balance
Budget (Non-GAAP Basis) and Actual
Alcohol, Drug Addiction & Mental Health Fund
For the Year Ended December 31, 2002*

	Budgeted Amounts		Actual	Variance With Final Budget
	Original	Final		
Revenues				
Property Taxes	\$ 20,442,357	\$ 20,904,219	\$ 20,261,262	\$ (642,957)
Intergovernmental	32,774,306	32,774,306	34,086,544	1,312,238
Other	768,122	768,122	800,412	32,290
<i>Total Revenue</i>	<u>53,984,785</u>	<u>54,446,647</u>	<u>55,148,218</u>	<u>701,571</u>
Expenditures				
Health				
Personal Services	1,733,256	1,725,720	1,573,469	152,251
Professional Services	137,132	164,475	163,279	1,196
Supplies	55,212	71,708	71,049	659
Travel and Expenses	46,207	47,163	46,973	190
Contract Repairs	101,997	109,421	108,903	518
Contract Services	51,581,346	55,842,299	55,779,818	62,481
Insurance	24,500	31,942	31,942	-
Utilities	24,030	25,264	25,264	-
Rentals	160,720	178,186	177,874	312
Advertising and Printing	32,050	32,534	30,897	1,637
Other Expenses	5,902	7,123	7,008	115
Equipment	65,000	92,760	88,429	4,331
<i>Total Health</i>	<u>53,967,352</u>	<u>58,328,595</u>	<u>58,104,905</u>	<u>223,690</u>
<i>Excess (Deficiency) of Revenues Over (Under) Expenditures</i>	17,433	(3,881,948)	(2,956,687)	925,261
Fund Balance - Beginning	8,862,378	8,862,378	8,862,378	
Prior Year Encumbrance Appropriations	<u>1,237,482</u>	<u>1,237,482</u>	<u>1,237,482</u>	
<i>Fund Balance - Ending</i>	<u>\$ 10,117,293</u>	<u>\$ 6,217,912</u>	<u>\$ 7,143,173</u>	<u>\$ 925,261</u>

County of Summit, Ohio

***Schedule of Revenues, Expenditures and Changes In Fund Balance
Budget (Non-GAAP Basis) and Actual
Board of Mental Retardation Fund
For the Year Ended December 31, 2002***

	Budgeted Amounts		Actual	Variance With Final Budget
	Original	Final		
Revenues				
Property Taxes	\$ 38,420,644	\$ 38,390,331	\$ 37,518,185	\$ (872,146)
Charges for Services	346,188	346,188	250,680	(95,508)
Intergovernmental	906,748	906,748	1,025,167	118,419
Other	15,792,109	15,792,109	17,851,223	2,059,114
Investment Income	-	-	414	414
<i>Total Revenue</i>	<u>55,465,689</u>	<u>55,435,376</u>	<u>56,645,669</u>	<u>1,210,293</u>
Expenditures				
Health				
Board Operating				
Personal Services	30,764,094	30,907,187	29,142,611	1,764,576
Supplies	960,574	1,051,452	963,486	87,966
Travel and Expenses	240,791	244,493	229,967	14,526
Contract Repairs	123,665	164,865	133,761	31,104
Contract Services	18,696,286	20,835,367	17,758,257	3,077,110
Rentals	491,504	514,260	502,103	12,157
Advertising and Printing	90,000	82,100	67,491	14,609
Other Expenses	259,105	350,124	315,616	34,508
Equipment	1,572,799	1,514,842	1,045,052	469,790
Capital Outlay	83,000	83,000	-	83,000
Total Board Operating	<u>53,281,818</u>	<u>55,747,690</u>	<u>50,158,344</u>	<u>5,589,346</u>
Food Service				
Personal Services	292,012	294,876	274,128	20,748
Supplies	207,345	217,175	208,564	8,611
Travel and Expenses	1,250	1,530	750	780
Contract Repairs	4,300	4,693	4,154	539
Contract Services	9,358	9,758	3,887	5,871
Other Expenses	7,876	8,796	2,916	5,880
Equipment	2,648	2,648	-	2,648
Total Food Service	<u>524,789</u>	<u>539,476</u>	<u>494,399</u>	<u>45,077</u>
Self-Insurance				
Contract Services	253,100	275,781	246,374	29,407
Other Expenses	2,858,341	4,442,792	4,156,579	286,213
Total Self-Insurance	<u>3,111,441</u>	<u>4,718,573</u>	<u>4,402,953</u>	<u>315,620</u>
<i>Total Expenditures</i>	<u>56,918,048</u>	<u>61,005,739</u>	<u>55,055,696</u>	<u>5,950,043</u>
<i>Excess (Deficiency) of Revenues Over (Under) Expenditures</i>	(1,452,359)	(5,570,363)	1,589,973	7,160,336

(continued)

County of Summit, Ohio

*Schedule of Revenues, Expenditures and Changes In Fund Balance
Budget (Non-GAAP Basis) and Actual
Board of Mental Retardation Fund (Continued)
For the Year Ended December 31, 2002*

	Budgeted Amounts		Actual	Variance With Final Budget
	Original	Final		
Other Financing Sources (Uses)				
Transfers In	\$ 6,625,000	\$ 6,625,000	\$ 5,621,867	\$ (1,003,133)
Transfers Out	<u>(7,636,103)</u>	<u>(6,136,103)</u>	<u>(6,136,103)</u>	<u>-</u>
Total Other Financing Sources (Uses)	<u>(1,011,103)</u>	<u>488,897</u>	<u>(514,236)</u>	<u>(1,003,133)</u>
<i>Excess (Deficiency) of Revenues and Other Financing Sources Over (Under) Expenditures and Other Uses</i>	(2,463,462)	(5,081,466)	1,075,737	6,157,203
Fund Balance - Beginning	4,508,824	4,508,824	4,508,824	
Prior Year Encumbrance Appropriations	<u>1,087,691</u>	<u>1,087,691</u>	<u>1,087,691</u>	
<i>Fund Balance - Ending</i>	<u>\$ 3,133,053</u>	<u>\$ 515,049</u>	<u>\$ 6,672,252</u>	<u>\$ 6,157,203</u>

County of Summit, Ohio

**Schedule of Revenues, Expenditures and Changes In Fund Balance
Budget (Non-GAAP Basis) and Actual
Debt Service Fund
For the Year Ended December 31, 2002**

	Budgeted Amounts		Actual	Variance With Final Budget
	Original	Final		
Revenues				
Property Taxes	\$ 3,551,432	\$ 3,551,432	\$ 3,759,651	\$ 208,219
Intergovernmental	-	-	49,716	49,716
Other	-	-	6,528,335	6,528,335
<i>Total Revenue</i>	<u>3,551,432</u>	<u>3,551,432</u>	<u>10,337,702</u>	<u>6,786,270</u>
Expenditures				
Debt Service:				
Principal and Interest	15,860,000	16,640,000	16,556,343	83,657
<i>Total Expenditures</i>	<u>15,860,000</u>	<u>16,640,000</u>	<u>16,556,343</u>	<u>83,657</u>
<i>(Deficiency) of Revenues (Under) Expenditures</i>	<u>(12,308,568)</u>	<u>(13,088,568)</u>	<u>(6,218,641)</u>	<u>6,869,927</u>
Other Financing Sources (Uses):				
Transfers In	6,035,509	6,035,509	-	(6,035,509)
Bond Proceeds	-	6,000,000	6,000,000	-
Total Other Financing Sources (Uses)	<u>6,035,509</u>	<u>12,035,509</u>	<u>6,000,000</u>	<u>(6,035,509)</u>
<i>(Deficiency) of Revenues and Other Financing Sources (Under) Expenditures and Other (Uses)</i>	<u>(6,273,059)</u>	<u>(1,053,059)</u>	<u>(218,641)</u>	<u>834,418</u>
Fund Balance - Beginning	<u>2,542,157</u>	<u>2,542,157</u>	<u>2,542,157</u>	
<i>Fund Balance (Deficit) - Ending</i>	<u>\$ (3,730,902)</u>	<u>\$ 1,489,098</u>	<u>\$ 2,323,516</u>	<u>\$ 834,418</u>

County of Summit, Ohio

***Schedule of Revenues, Expenditures and Changes In Fund Balance
Budget (Non-GAAP Basis) and Actual
Motor Vehicle and Gas Tax Fund
For the Year Ended December 31, 2002***

	Budgeted Amounts		Actual	Variance With Final Budget
	Original	Final		
Revenues				
Other Taxes	\$ 3,896,902	\$ 4,371,444	\$ 4,176,654	\$ (194,790)
Fines and Forfeitures	140,534	157,648	149,891	(7,757)
Intergovernmental	8,328,127	9,342,278	8,924,425	(417,853)
Investment Income	55,628	62,402	59,698	(2,704)
Other	2,217,809	2,487,880	2,376,379	(111,501)
<i>Total Revenue</i>	<u>14,639,000</u>	<u>16,421,652</u>	<u>15,687,047</u>	<u>(734,605)</u>
Expenditures				
Public Works				
Administration				
Personal Services	3,731,564	3,404,564	3,397,651	6,913
Supplies	529,582	631,850	608,094	23,756
Travel and Expenses	38,000	39,289	37,795	1,494
Utilities	165,000	193,556	181,615	11,941
Other Expenses	35,000	88,314	87,648	666
Equipment	78,052	136,440	135,115	1,325
Total Administration	<u>4,577,198</u>	<u>4,494,013</u>	<u>4,447,918</u>	<u>46,095</u>
Roads				
Personal Services	3,626,904	3,859,404	3,856,360	3,044
Materials	1,015,000	1,017,693	957,417	60,276
Utilities	20,000	23,989	23,200	789
Advertising and Printing	15,000	15,538	15,248	290
Other Expenses	1,299,321	1,560,530	1,550,154	10,376
Equipment	420,000	373,037	350,920	22,117
Capital Outlay	4,263,973	6,975,776	6,895,822	79,954
Total Roads	<u>10,660,198</u>	<u>13,825,967</u>	<u>13,649,121</u>	<u>176,846</u>
Bridges and Culverts				
Personal Services	538,499	663,999	653,076	10,923
Materials	30,000	50,644	49,656	988
Other Expenses	1,000	1,000	397	603
Equipment	3,000	4,336	2,950	1,386
Capital Outlay	1,514,769	1,713,310	1,701,267	12,043
Total Bridges and Culverts	<u>2,087,268</u>	<u>2,433,289</u>	<u>2,407,346</u>	<u>25,943</u>
<i>Total Public Works</i>	<u>17,324,664</u>	<u>20,753,269</u>	<u>20,504,385</u>	<u>248,884</u>
<i>(Deficiency) of Revenues (Under) Expenditures</i>	(2,685,664)	(4,331,617)	(4,817,338)	(485,721)
Fund Balance - Beginning	1,836,327	1,836,327	1,836,327	
Prior Year Encumbrance Appropriations	<u>2,495,605</u>	<u>2,495,605</u>	<u>2,495,605</u>	
<i>Fund Balance (Deficit) - Ending</i>	<u>\$ 1,646,268</u>	<u>\$ 315</u>	<u>\$ (485,406)</u>	<u>\$ (485,721)</u>

County of Summit, Ohio

***Schedule of Revenues, Expenditures and Changes In Fund Balance
Budget (Non-GAAP Basis) and Actual
Real Estate Assessment Fund
For the Year Ended December 31, 2002***

	Budgeted Amounts		Actual	Variance With Final Budget
	Original	Final		
Revenue				
Charges for Services	\$ 4,300,000	\$ 4,300,000	\$ 4,598,256	\$ 298,256
<i>Total Revenue</i>	<u>4,300,000</u>	<u>4,300,000</u>	<u>4,598,256</u>	<u>298,256</u>
Expenditures				
General Government - Legislative and Executive				
Personal Services	3,370,000	3,370,000	2,910,949	459,051
Internal Charge Back	70,000	120,000	80,664	39,336
Supplies	80,000	91,428	57,984	33,444
Contract Services	1,257,000	2,631,873	2,107,692	524,181
Travel and Expenses	100,000	102,546	98,890	3,656
Motor Vehicle Fuel/Repair	20,000	21,357	4,278	17,079
Other Expenses	3,000	703,000	685,625	17,375
Equipment	200,000	208,607	151,628	56,979
<i>Total Real Estate Assessment</i>	<u>5,100,000</u>	<u>7,248,811</u>	<u>6,097,710</u>	<u>1,151,101</u>
<i>(Deficiency) of Revenues (Under) Expenditures</i>	(800,000)	(2,948,811)	(1,499,454)	1,449,357
Fund Balance - Beginnig	3,517,313	3,517,313	3,517,313	
Prior Year Encumbrance Appropriations	<u>398,811</u>	<u>398,811</u>	<u>398,811</u>	
<i>Fund Balance - Ending</i>	<u>\$ 3,116,124</u>	<u>\$ 967,313</u>	<u>\$ 2,416,670</u>	<u>\$ 1,449,357</u>

County of Summit, Ohio

**Schedule of Revenues, Expenditures and Changes In Fund Balance
Budget (Non-GAAP Basis) and Actual
Delinquent Tax Assessment Collection Fund
For the Year Ended December 31, 2002**

	Budgeted Amounts		Actual	Variance With Final Budget
	Original	Final		
Revenue				
Charges for Services	\$ 1,890,231	\$ 1,890,231	\$ 2,323,651	\$ 433,420
<i>Total Revenue</i>	<u>1,890,231</u>	<u>1,890,231</u>	<u>2,323,651</u>	<u>433,420</u>
Expenditures				
General Government - Legislative and Executive				
Fiscal Officer				
Personal Services	646,320	661,673	616,419	45,254
Internal Charge Back	10,500	14,315	14,315	-
Supplies	65,000	93,744	40,267	53,477
Travel and Expenses	14,000	23,778	9,008	14,770
Motor Vehicle Fuel/Repair	500	-	-	-
Contract Services	82,500	158,990	35,211	123,779
Advertising and Printing	325,000	348,100	129,741	218,359
Other Expenses	-	297,324	140,179	157,145
Equipment	23,500	76,085	15,880	60,205
Total Fiscal Officer	<u>1,167,320</u>	<u>1,674,009</u>	<u>1,001,020</u>	<u>672,989</u>
General Government - Judicial				
Prosecutor				
Personal Services	448,754	497,936	478,410	19,526
Internal Charge Back	7,000	9,737	4,949	4,788
Supplies	31,000	48,768	6,972	41,796
Travel and Expenses	16,700	29,903	5,826	24,077
Contract Services	17,000	129,929	31,962	97,967
Rentals/Leases	75,000	85,821	42,322	43,499
Other Expenses	385,200	361,051	200,267	160,784
Equipment	35,000	71,263	5,930	65,333
Total Prosecutor	<u>1,015,654</u>	<u>1,234,408</u>	<u>776,638</u>	<u>457,770</u>
<i>Total Expenditures</i>	<u>2,182,974</u>	<u>2,908,417</u>	<u>1,777,658</u>	<u>1,130,759</u>
<i>Excess (Deficiency) of Revenues Over (Under) Expenditures</i>	(292,743)	(1,018,186)	545,993	1,564,179
Fund Balance - Beginning	1,976,031	1,976,031	1,976,031	
Prior Year Encumbrance Appropriations	<u>266,037</u>	<u>266,037</u>	<u>266,037</u>	
<i>Fund Balance - Ending</i>	<u>\$ 1,949,325</u>	<u>\$ 1,223,882</u>	<u>\$ 2,788,061</u>	<u>\$ 1,564,179</u>

County of Summit, Ohio

*Schedule of Revenues, Expenditures and Changes In Fund Balance
Budget (Non-GAAP Basis) and Actual
Dog & Kennel Fund - Other Special Revenue
For the Year Ended December 31, 2002*

	Budgeted Amounts		Actual	Variance With Final Budget
	Original	Final		
Revenue				
Licenses and Permits	\$ 375,549	\$ 418,041	\$ 339,398	\$ (78,643)
Charges For Services	72,247	80,422	65,279	(15,143)
Fines and Forfeitures	31,782	35,379	28,742	(6,637)
Other	46,621	51,896	42,112	(9,784)
<i>Total Revenue</i>	<u>526,199</u>	<u>585,738</u>	<u>475,531</u>	<u>(110,207)</u>
Expenditures				
Health				
Animal Control				
Personal Services	430,282	430,443	430,443	-
Professional Services	1,100	1,100	1,100	-
Internal Charge Back	5,000	5,000	5,000	-
Supplies	10,500	10,837	10,799	38
Travel and Expenses	2,500	2,578	2,578	-
Motor Vehicle Fuel/Repair	10,000	11,590	11,590	-
Contract Repairs	1,000	1,000	849	151
Utilities	800	800	514	286
Insurance	5,000	4,839	4,518	321
Advertising and Printing	4,000	6,032	5,398	634
Other Expenses	12,500	12,802	12,802	-
Equipment	5,588	7,195	4,858	2,337
Total Animal Control	<u>488,270</u>	<u>494,216</u>	<u>490,449</u>	<u>3,767</u>
Auditor - Dog License				
Personal Services	80,800	80,800	70,222	10,578
Total Auditor - Dog License	<u>80,800</u>	<u>80,800</u>	<u>70,222</u>	<u>10,578</u>
<i>Total Health</i>	<u>569,070</u>	<u>575,016</u>	<u>560,671</u>	<u>14,345</u>
<i>Excess (Deficiency) of Revenues Over (Under) Expenditures</i>	(42,871)	10,722	(85,140)	(95,862)
Fund (Deficit) - Beginning	(16,668)	(16,668)	(16,668)	
Prior Year Encumbrance Appropriations	5,946	5,946	5,946	
<i>Fund (Deficit) - Ending</i>	<u>\$ (53,593)</u>	<u>\$ -</u>	<u>\$ (95,862)</u>	<u>\$ (95,862)</u>

County of Summit, Ohio

*Schedule of Revenues, Expenditures and Changes In Fund Balance
Budget (Non-GAAP Basis) and Actual
Computer Acquisition Fund - Other Special Revenue
For the Year Ended December 31, 2002*

	Budgeted Amounts		Actual	Variance With Final Budget
	Original	Final		
Revenue				
Charges for Services	\$ 485,000	\$ 574,000	\$ 759,550	\$ 185,550
<i>Total Revenue</i>	<u>485,000</u>	<u>574,000</u>	<u>759,550</u>	<u>185,550</u>
Expenditures				
General Government - Legislative and Executive				
Supplies	-	42,946	38,837	4,109
Contract Services	-	138,195	134,404	3,791
Equipment	-	125,000	124,526	474
Total General Government - Legislative and Executive	<u>-</u>	<u>306,141</u>	<u>297,767</u>	<u>8,374</u>
General Government - Judicial				
Personal Services	65,000	65,000	-	65,000
Supplies	68,000	106,827	50,517	56,310
Training and Education	10,000	10,000	3,629	6,371
Contract Repairs	29,000	68,931	53,464	15,467
Contract Services	208,000	208,000	132,161	75,839
Equipment	97,000	326,462	250,519	75,943
Total General Government - Judicial	<u>477,000</u>	<u>785,220</u>	<u>490,290</u>	<u>294,930</u>
<i>Total Expenditures</i>	<u>477,000</u>	<u>1,091,361</u>	<u>788,057</u>	<u>303,304</u>
<i>Excess (Deficiency) of Revenues Over (Under) Expenditures</i>	8,000	(517,361)	(28,507)	488,854
Fund Balance - Beginning	1,103,630	1,103,630	1,103,630	
Prior Year Encumbrance Appropriations	<u>70,361</u>	<u>70,361</u>	<u>70,361</u>	
<i>Fund Balance - Ending</i>	<u>\$ 1,181,991</u>	<u>\$ 656,630</u>	<u>\$ 1,145,484</u>	<u>\$ 488,854</u>

County of Summit, Ohio

*Schedule of Revenues, Expenditures and Changes In Fund Balance
Budget (Non-GAAP Basis) and Actual
Enterprise Zone Fund - Other Special Revenue
For the Year Ended December 31, 2002*

	Budgeted Amounts		Actual	Variance With Final Budget
	Original	Final		
Revenue				
Charges For Services	\$ -	\$ -	\$ 40,251	\$ 40,251
<i>Total Revenue</i>	<u>-</u>	<u>-</u>	<u>40,251</u>	<u>40,251</u>
Expenditures				
Economic Development				
Supplies	5,565	5,638	3,160	2,478
Travel and Expenses	5,960	6,167	6,092	75
Contract Services	7,830	7,830	7,319	511
Other Expenses	17,123	33,123	26,914	6,209
<i>Total Economic Development</i>	<u>36,478</u>	<u>52,758</u>	<u>43,485</u>	<u>9,273</u>
<i>(Deficiency) of Revenues (Under) Expenditures</i>	(36,478)	(52,758)	(3,234)	49,524
Fund Balance - Beginning	65,080	65,080	65,080	
Prior Year Encumbrance Appropriations	<u>280</u>	<u>280</u>	<u>280</u>	
<i>Fund Balance - Ending</i>	<u>\$ 28,882</u>	<u>\$ 12,602</u>	<u>\$ 62,126</u>	<u>\$ (49,524)</u>

County of Summit, Ohio

*Schedule of Revenues, Expenditures and Changes In Fund Balance
Budget (Non-GAAP Basis) and Actual
Coroner's Lab Fund - Other Special Revenue
For the Year Ended December 31, 2002*

	Budgeted Amounts		Actual	Variance With Final Budget
	Original	Final		
Revenue				
Charges For Services	\$ 30,000	\$ 30,000	\$ 33,730	\$ 3,730
<i>Total Revenue</i>	<u>30,000</u>	<u>30,000</u>	<u>33,730</u>	<u>3,730</u>
Expenditures				
Public Safety				
Supplies	30,000	39,259	12,260	26,999
Equipment	15,000	25,911	25,463	448
<i>Total Public Safety</i>	<u>45,000</u>	<u>65,170</u>	<u>37,723</u>	<u>27,447</u>
<i>(Deficiency) of Revenues (Under) Expenditures</i>	(15,000)	(35,170)	(3,993)	31,177
Fund Balance - Beginning	66,931	66,931	66,931	
Prior Year Encumbrance Appropriations	<u>20,170</u>	<u>20,170</u>	<u>20,170</u>	
<i>Fund Balance - Ending</i>	<u>\$ 72,101</u>	<u>\$ 51,931</u>	<u>\$ 83,108</u>	<u>\$ (31,177)</u>

County of Summit, Ohio

**Schedule of Revenues, Expenditures and Changes In Fund Balance
Budget (Non-GAAP Basis) and Actual
Child Support Enforcement Fund
For the Year Ended December 31, 2002**

	Budgeted Amounts		Actual	Variance With Final Budget
	Original	Final		
Revenue				
Charges For Services	\$ 1,673,680	\$ 1,673,680	\$ 1,391,593	\$ (282,087)
Intergovernmental	10,946,498	10,946,498	9,100,710	(1,845,788)
Other	11,368	11,368	8,788	(2,580)
<i>Total Revenue</i>	<u>12,631,546</u>	<u>12,631,546</u>	<u>10,501,091</u>	<u>(2,130,455)</u>
Expenditures				
Human Services				
Personal Services	7,732,400	8,058,407	8,012,965	45,442
Internal Charge Back	80,000	164,900	164,900	-
Supplies	50,000	109,557	108,574	983
Travel and Expenses	25,000	29,226	29,192	34
Motor Vehicle Fuel/Repair	8,000	6,400	4,587	1,813
Contract Services	1,100,000	2,371,730	2,085,262	286,468
Other Expenses	730,000	998,611	998,546	65
Equipment	46,000	47,510	47,494	16
<i>Total Human Services</i>	<u>9,771,400</u>	<u>11,786,341</u>	<u>11,451,520</u>	<u>334,821</u>
<i>Excess (Deficiency) of Revenues Over (Under) Expenditures</i>	2,860,146	845,205	(950,429)	(1,795,634)
Fund Balance - Beginning	15,556	15,556	15,556	
Prior Year Encumbrance Appropriations	<u>1,309,941</u>	<u>1,309,941</u>	<u>1,309,941</u>	
<i>Fund Balance - Ending</i>	<u>\$ 4,185,643</u>	<u>\$ 2,170,702</u>	<u>\$ 375,068</u>	<u>\$ (1,795,634)</u>

County of Summit, Ohio

***Schedule of Revenues, Expenditures and Changes In Fund Balance
Budget (Non-GAAP Basis) and Actual
Title Administration Fund
For the Year Ended December 31, 2002***

	Budgeted Amounts		Actual	Variance With Final Budget
	Original	Final		
Revenues				
Charges for Services	\$ 2,217,933	\$ 2,217,933	\$ 1,968,499	\$ (249,434)
Other	-	-	60	60
<i>Total Revenue</i>	<u>2,217,933</u>	<u>2,217,933</u>	<u>1,968,559</u>	<u>(249,374)</u>
Expenditures				
General Government - Legislative and Executive				
Personal Services	1,921,540	1,921,540	1,732,935	188,605
Internal Charge Back	1,500	1,500	664	836
Supplies	90,000	102,254	51,125	51,129
Travel and Expenses	4,000	5,097	3,097	2,000
Motor Vehicle Fuel/Repair	1,000	1,868	868	1,000
Contract Repairs	10,000	16,570	8,659	7,911
Contract Services	7,500	8,796	4,046	4,750
Rentals	100,000	106,240	47,918	58,322
Advertising and Printing	10,000	10,000	-	10,000
Other Expenses	105,000	106,724	105,689	1,035
Equipment	48,600	48,600	-	48,600
<i>Total Expenditures</i>	<u>2,299,140</u>	<u>2,329,189</u>	<u>1,955,001</u>	<u>374,188</u>
<i>Excess (Deficiency) of Revenues Over (Under) Expenditures</i>				
	(81,207)	(111,256)	13,558	124,814
Fund Balance - Beginning	1,014,154	1,014,154	1,014,154	
Prior Year Encumbrance Appropriations	<u>30,049</u>	<u>30,049</u>	<u>30,049</u>	
<i>Fund Balance - Ending</i>	<u>\$ 962,996</u>	<u>\$ 932,947</u>	<u>\$ 1,057,761</u>	<u>\$ 124,814</u>

County of Summit, Ohio

*Schedule of Revenues, Expenditures and Changes In Retained Earnings
Budget (Non-GAAP Basis) and Actual
Water Revenue Fund
For the Year Ended December 31, 2002*

	Budgeted Amounts		Actual	Variance With Final Budget
	Original	Final		
Operating Revenues				
Charges For Services	\$ 5,087,925	\$ 5,087,925	\$ 790,514	\$ (4,297,411)
Other	-	45,224	15,368	(29,856)
<i>Total Revenue</i>	<u>5,087,925</u>	<u>5,133,149</u>	<u>805,882</u>	<u>(4,327,267)</u>
Operating Expenditures				
Environmental Services				
Personal Services	843,277	843,277	727,782	115,495
Internal Charge Back	3,000	3,900	3,900	-
Supplies	2,200	4,813	3,081	1,732
Materials	5,500	13,556	7,733	5,823
Travel and Expense	-	2,381	2,381	-
Motor Vehicle Fuel/Repair	12,834	27,336	26,506	830
Contract Repairs	6,500	21,259	19,183	2,076
Contract Services	605,212	967,983	966,133	1,850
Utilities	90,114	90,114	42,875	47,239
Rentals	-	2,328	2,328	-
Other Expenses	146,538	147,440	147,226	214
Equipment	-	286,784	149,499	137,285
<i>Total Operating Expenses</i>	<u>1,715,175</u>	<u>2,411,171</u>	<u>2,098,627</u>	<u>312,544</u>
<i>Operating Income (Loss)</i>	3,372,750	2,721,978	(1,292,745)	(4,014,723)
Non-Operating Revenues (Expenses)				
Investment Income	-	-	7,017	7,017
Special Assessments	-	-	106,530	106,530
Bond, Note, OWDA Proceeds	-	-	175,525	175,525
Debt Retirement	-	(2,700,000)	(2,663,650)	36,350
<i>Total Non-Operating Revenues (Expenses)</i>	<u>-</u>	<u>(2,700,000)</u>	<u>(2,374,578)</u>	<u>325,422</u>
<i>Net Income (Loss) before Operating Transfers</i>	3,372,750	21,978	(3,667,323)	(3,689,301)
Operating Transfers In	-	-	993,240	993,240
Operating Transfers Out	-	(993,240)	(993,240)	-
<i>Net Income (Loss)</i>	3,372,750	(971,262)	(3,667,323)	(2,696,061)
Retained Earnings - Beginning	9,466,614	9,466,614	9,466,614	
Prior Year Encumbrances Appropriations	<u>81,702</u>	<u>81,702</u>	<u>81,702</u>	
<i>Retained Earnings - Ending</i>	<u>\$ 12,921,066</u>	<u>\$ 8,577,054</u>	<u>\$ 5,880,993</u>	<u>\$ (2,696,061)</u>

County of Summit, Ohio

*Schedule of Revenues, Expenditures and Changes In Retained Earnings
Budget (Non-GAAP Basis) and Actual
Sewer Revenue Fund
For the Year Ended December 31, 2002*

	Budgeted Amounts		Actual	Variance With Final Budget
	Original	Final		
Operating Revenue				
Charges For Services	\$ 26,007,625	\$ 26,007,625	\$ 24,063,384	\$ (1,944,241)
Other	538,000	1,085,301	922,268	(163,033)
<i>Total Revenue</i>	<u>26,545,625</u>	<u>27,092,926</u>	<u>24,985,652</u>	<u>(2,107,274)</u>
Operating Expenditures				
Environmental Services				
Personal Services	8,722,813	8,722,813	7,950,783	772,030
Internal Charge Back	82,400	82,400	73,862	8,538
Supplies	229,457	266,823	264,662	2,161
Materials	472,552	649,277	563,022	86,255
Travel and Expense	48,868	57,154	38,332	18,822
Motor Vehicle Fuel/Repair	243,849	285,131	281,066	4,065
Contract Repairs	175,568	305,135	299,355	5,780
Contract Services	9,453,049	10,480,954	8,533,849	1,947,105
Utilities	1,923,948	1,793,948	1,563,932	230,016
Insurance	85,760	112,360	112,360	-
Rentals	89,923	91,759	53,234	38,525
Advertising and Printing	6,125	6,237	5,220	1,017
Other Expenses	542,262	571,794	564,009	7,785
Equipment	450,000	535,384	366,832	168,552
Capital Outlay	500,000	4,838,704	2,824,819	2,013,885
<i>Total Operating Expenses</i>	<u>23,026,574</u>	<u>28,799,873</u>	<u>23,495,337</u>	<u>5,304,536</u>
<i>Operating Income (Loss)</i>	3,519,051	(1,706,947)	1,490,315	3,197,262
Non-Operating Revenues (Expenses)				
Investment Income	-	-	46,101	46,101
Special Assessments	2,248,000	2,248,000	3,107,784	859,784
Bond, Note, OWDA Proceeds	-	-	1,224,168	1,224,168
Debt Retirement	(2,872,079)	(6,028,018)	(5,979,899)	48,119
Interest Expense	(5,121,564)	(5,121,564)	(5,121,564)	-
Other Non-Operating Revenues	-	1,975,000	-	(1,975,000)
<i>Total Non-Operating Revenues (Expenses)</i>	<u>(5,745,643)</u>	<u>(6,926,582)</u>	<u>(6,723,410)</u>	<u>203,172</u>
<i>Net (Loss) before Operating Transfers</i>	(2,226,592)	(8,633,529)	(5,233,095)	3,400,434
Operating Transfers In	-	8,536,759	9,183,337	(646,578)
Operating Transfers Out	-	(9,183,337)	(9,183,337)	-
<i>Net (Loss)</i>	(2,226,592)	(9,280,107)	(5,233,095)	4,047,012
Retained Earnings - Beginning	10,399,191	10,399,191	10,399,191	
Prior Year Encumbrance Appropriations	3,376,551	3,376,551	3,376,551	
<i>Retained Earnings - Ending</i>	<u>\$ 11,549,150</u>	<u>\$ 4,495,635</u>	<u>\$ 8,542,647</u>	<u>\$ 4,047,012</u>

County of Summit, Ohio

***Schedule of Revenues, Expenditures and Changes In Retained Earnings
Budget (Non-GAAP Basis) and Actual
Office Services Fund
For the Year Ended December 31, 2002***

	Budgeted Amounts		Actual	Variance With Final Budget
	Original	Final		
Operating Revenue				
Charges For Services	\$ 1,515,769	\$ 1,543,769	\$ 1,257,535	\$ (286,234)
Other	-	213,759	337,897	124,138
<i>Total Revenue</i>	<u>1,515,769</u>	<u>1,757,528</u>	<u>1,595,432</u>	<u>(162,096)</u>
Operating Expenditures				
Office Services				
Personal Services	415,537	425,537	418,343	7,194
Internal Charge Back	5,800	5,800	5,800	-
Supplies	830,500	993,298	982,839	10,459
Travel and Expense	3,000	3,000	690	2,310
Motor Vehicle Fuel/Repair	400	400	261	139
Contract Repairs	5,070	10,249	9,920	329
Contract Services	31,200	57,957	57,957	-
Rentals	149,405	226,543	223,773	2,770
Advertising and Printing	850	850	-	850
Other Expenses	8,000	8,068	7,950	118
Equipment	21,500	21,826	15,198	6,628
<i>Total Operating Expenses</i>	<u>1,471,262</u>	<u>1,753,528</u>	<u>1,722,731</u>	<u>30,797</u>
<i>Net Income (Loss)</i>	44,507	4,000	(127,299)	(131,299)
Retained (Deficit) - Beginning	(258,266)	(258,266)	(258,266)	
Prior Year Encumbrances Appropriations	<u>258,266</u>	<u>258,266</u>	<u>258,266</u>	
<i>Retained Earnings (Deficit) - Ending</i>	<u>\$ 44,507</u>	<u>\$ 4,000</u>	<u>\$ (127,299)</u>	<u>\$ (131,299)</u>

County of Summit, Ohio

*Schedule of Revenues, Expenditures and Changes In Retained Earnings
Budget (Non-GAAP Basis) and Actual
Medical Self-Insurance Fund
For the Year Ended December 31, 2002*

	Budgeted Amounts		Actual	Variance With Final Budget
	Original	Final		
Operating Revenues				
Charges For Services	\$ 19,292,934	\$ 19,292,934	\$ 22,863,054	\$ 3,570,120
Other	-	1,544,398	1,691,699	147,301
<i>Total Revenue</i>	<u>19,292,934</u>	<u>20,837,332</u>	<u>24,554,753</u>	<u>3,717,421</u>
Operating Expenditures				
Medical Self-Insurance				
Personal Services	180,000	182,000	181,126	874
Supplies	5,000	5,158	5,045	113
Travel and Expense	3,000	3,540	1,537	2,003
Contract Services	10,145	10,145	3,273	6,872
Insurance	18,500,000	21,728,502	21,532,950	195,552
Other Expenses	500	533	471	62
Equipment	10,000	10,000	4,757	5,243
<i>Total Operating Expenses</i>	<u>18,708,645</u>	<u>21,939,878</u>	<u>21,729,159</u>	<u>210,719</u>
<i>Operating Income (Loss)</i>	584,289	(1,102,546)	2,825,594	3,928,140
Non-Operating Revenues (Expenses)				
Investment Income	-	-	54,147	(54,147)
<i>Total Non-Operating Revenues (Expenses)</i>	<u>-</u>	<u>-</u>	<u>54,147</u>	<u>(54,147)</u>
<i>Net Income (Loss)</i>	584,289	(1,102,546)	2,879,741	3,982,287
Retained Earnings - Beginning	1,978,955	1,978,955	1,978,955	
Prior Year Encumbrances Appropriations	<u>231,233</u>	<u>231,233</u>	<u>231,233</u>	
<i>Retained Earnings - Ending</i>	<u>\$ 2,794,477</u>	<u>\$ 1,107,642</u>	<u>\$ 5,089,929</u>	<u>\$ 3,982,287</u>

County of Summit, Ohio

*Schedule of Revenues, Expenditures and Changes In Retained Earnings
Budget (Non-GAAP Basis) and Actual
Workers' Compensation Fund
For the Year Ended December 31, 2002*

	Budgeted Amounts		Actual	Variance With Final Budget
	Original	Final		
Operating Revenue				
Charges For Services	\$ 4,469,582	\$ 4,469,582	\$ -	\$ (4,469,582)
Other	-	-	531,112	531,112
<i>Total Revenue</i>	<u>4,469,582</u>	<u>4,469,582</u>	<u>531,112</u>	<u>(3,938,470)</u>
Operating Expenditures				
Worker's Compensation				
Personal Services	106,110	106,110	98,568	7,542
Supplies	6,026	6,391	6,391	-
Travel and Expense	3,072	3,356	3,356	-
Contract Repairs	1,000	1,000	-	1,000
Contract Services	80,000	85,250	63,251	21,999
Insurance	2,500,000	2,500,000	515,131	1,984,869
Other Expenses	6,000	6,000	979	5,021
<i>Total Operating Expenses</i>	<u>2,702,208</u>	<u>2,708,107</u>	<u>687,676</u>	<u>2,020,431</u>
<i>Net Income (Loss)</i>	1,767,374	1,761,475	(156,564)	(1,918,039)
Retained Earnings - Beginning	11,683,570	11,683,570	11,683,570	
Prior Year Encumbrances Appropriations	<u>5,899</u>	<u>5,899</u>	<u>5,899</u>	
<i>Retained Earnings - Ending</i>	<u>\$ 13,456,843</u>	<u>\$ 13,450,944</u>	<u>\$ 11,532,905</u>	<u>\$ (1,918,039)</u>

County of Summit, Ohio

*Schedule of Revenues, Expenditures and Changes In Retained Earnings
Budget (Non-GAAP Basis) and Actual
Telephone Services Fund
For the Year Ended December 31, 2002*

	Budgeted Amounts		Actual	Variance With Final Budget
	Original	Final		
Operating Revenue				
Charges For Services	\$ 1,744,005	\$ 1,744,005	\$ -	\$ (1,744,005)
Other	-	394,853	1,179,050	784,197
<i>Total Revenue</i>	<u>1,744,005</u>	<u>2,138,858</u>	<u>1,179,050</u>	<u>(959,808)</u>
Operating Expenditures				
Telephone Services				
Personal Services	255,677	255,677	238,331	17,346
Internal Charge Back	5,000	5,000	1,956	3,044
Supplies	5,250	6,597	1,306	5,291
Materials	15,000	15,000	13,301	1,699
Travel and Expense	2,625	2,625	-	2,625
Motor Vehicle Fuel/Repair	3,570	3,570	690	2,880
Contract Services	8,400	8,400	4,912	3,488
Utilities	1,360,100	1,816,812	1,692,176	124,636
Advertising and Printing	1,050	1,050	-	1,050
Other Expenses	1,050	1,127	77	1,050
Equipment	23,000	23,000	21,960	1,040
<i>Total Operating Expenses</i>	<u>1,680,722</u>	<u>2,138,858</u>	<u>1,974,709</u>	<u>164,149</u>
<i>Net Income (Loss)</i>	63,283	-	(795,659)	(795,659)
Retained (Deficit) - Beginning	(458,136)	(458,136)	(458,136)	
Prior Year Encumbrances Appropriations	<u>458,136</u>	<u>458,136</u>	<u>458,136</u>	
<i>Retained Earnings (Deficit) - Ending</i>	<u>\$ 63,283</u>	<u>\$ -</u>	<u>\$ (795,659)</u>	<u>\$ (795,659)</u>

COUNTY OF SUMMIT, OHIO

Table 1

**GENERAL GOVERNMENT REVENUES BY SOURCE
AND EXPENDITURES BY FUNCTION (1)**
LAST TEN FISCAL YEARS

	1993	1994	1995	1996	1997	1998	1999	2000	2001	Modified Accrual 2002	Full Accrual 2002
Program Revenues											
Charges for Services	N/A	N/A	N/A	N/A	N/A	N/A	N/A	N/A	N/A	N/A	\$ 41,454,712
Operating Grants and Contributions	N/A	N/A	N/A	N/A	N/A	N/A	N/A	N/A	N/A	N/A	156,296,385
Capital Grants and Contributions	N/A	N/A	N/A	N/A	N/A	N/A	N/A	N/A	N/A	N/A	
General Revenues											
Taxes.....	\$ 100,451,380	\$ 115,703,260	\$ 134,073,739	\$ 112,337,973	\$ 105,809,532	\$ 115,270,118	\$ 123,714,369	\$ 132,237,742	\$ 143,392,535	\$ 153,351,684	175,002,799
License and Permits.....	444,494	400,794	384,979	399,288	388,111	360,695	486,821	430,007	432,963	423,340	
Charges for Services.....	16,591,110	19,756,045	25,697,262	28,165,276	27,228,694	35,350,460	36,405,578	33,914,268	32,992,143	39,018,097	
Fines and Forfeitures.....	1,062,599	1,208,494	1,610,282	1,611,176	1,957,960	2,194,060	1,372,679	1,076,149	830,383	1,316,592	
Intergovernmental.....	104,136,746	110,618,324	116,727,445	127,542,498	140,843,007	136,421,394	136,094,867	148,251,293	168,245,864	173,122,076	
Special Assessments.....	291,577	348,980	260,612	259,474	243,839	236,055	180,403	140,229		198,668	
Contributions and Donations.....											13,949,344
Investment Income.....	3,145,635	5,443,189	8,601,271	8,753,691	9,723,582	11,792,357	11,150,891	16,445,024	11,832,060	9,947,834	9,851,578
Other.....	6,661,401	16,437,427	7,041,785	12,448,714	6,527,932	8,759,685	11,347,931	11,516,000	16,536,932	10,902,411	1,252,909
Total Revenues.....	\$ 232,784,942	\$ 269,916,513	\$ 294,397,375	\$ 291,518,090	\$ 292,722,657	\$ 310,384,824	\$ 320,753,539	\$ 344,010,712	\$ 374,262,880	\$ 388,280,702	\$ 397,807,727
Expenditures/Expenses											
General Government:											
Legislative and Executive.....	\$ 20,890,341	\$ 22,337,613	\$ 24,585,653	\$ 22,034,642	\$ 23,938,098	\$ 25,764,579	\$ 26,025,356	\$ 25,819,423	\$ 27,824,109	\$ 28,961,633	\$ 31,123,445
Judicial.....	17,821,103	20,819,747	23,067,123	25,708,568	15,030,052	15,497,645	17,833,119	20,652,555	21,957,236	23,948,140	28,677,882
Public Safety.....	24,036,779	27,913,124	31,977,747	35,842,518	42,341,673	45,773,541	49,416,703	54,723,011	56,627,523	58,722,388	57,265,018
Public Works.....	11,938,083	13,224,388	15,559,863	15,914,787	13,296,421	14,094,818	13,596,346	14,733,101	17,041,640	17,000,157	16,464,287
Health.....	65,345,438	68,680,766	75,789,228	78,635,306	87,602,898	86,611,016	95,582,525	102,033,308	109,512,598	107,504,021	108,913,426
Economic Development.....	2,880,043	3,126,295	4,317,031	3,361,782	3,446,669	2,870,969	3,729,357	3,500,100	4,514,630	4,865,265	5,363,942
Human Services.....	59,074,298	65,290,662	63,298,993	76,107,422	91,831,742	87,946,247	81,039,371	90,502,052	107,668,891	122,293,744	120,340,054
Recreation.....									22,525,543	4,385,439	4,385,439
Other.....	93,313	374,010	4,169,133	470,932	1,532,566	2,173,710	3,911,460	1,631,364	1,672,361	1,592,473	6,266,096
Capital Outlay.....				131,103	62,506	1,282,661	590,606	363,044	15,153	19,064,282	
Intergovernmental.....	2,447,993	332,419	573,561	785,003	288,863	301,699	265,839	379,189	174,096	333,022	333,022
Debt Service.....	6,925,752	9,643,873	8,885,964	37,169,950	7,692,211	7,356,482	7,014,490	6,973,262	9,406,111	10,954,891	3,934,615
Total Expenditures.....	\$ 211,453,143	\$ 231,742,897	\$ 252,290,047	\$ 296,162,013	\$ 287,063,699	\$ 289,673,367	\$ 299,005,172	\$ 321,310,409	\$ 378,939,891	\$ 399,625,455	\$ 383,067,226

(1) Information for 1993-2001 is presented on a modified accrual basis only.

Source: County of Summit Fiscal Office

COUNTY OF SUMMIT, OHIO

Table 2

**PROPERTY TAX LEVIES AND COLLECTIONS
REAL AND PUBLIC UTILITY TAXES
LAST TEN FISCAL YEARS**

Tax Collection Year	Current Levy	Delinquent Levy	Total Levy	Current Collection	Current Levy Collected	Delinquent Collection	Total Collection	Total Collection As a Percentage Of Current Levy	Accumulative Delinquency
1993	59,961,130	5,057,664	65,018,794	57,812,757	96.4%	2,174,605	59,987,362	100.0%	5,034,432
1994	63,218,606	4,243,152	67,461,758	60,801,803	96.2%	2,267,259	63,069,062	99.8%	4,392,696
1995	80,776,386	4,482,972	85,259,358	77,720,503	96.2%	2,432,671	80,153,174	99.2%	5,106,185
1996	80,864,618	4,211,706	85,076,324	78,005,695	96.5%	2,329,687	80,335,382	99.3%	4,740,942
1997	70,904,834	3,831,244	74,736,078	68,398,535	96.5%	2,133,608	70,532,143	99.5%	4,203,635
1998	75,204,932	4,118,050	79,322,982	72,300,360	96.1%	2,302,669	74,603,029	99.2%	4,719,953
1999	87,922,726	4,591,953	92,514,679	84,866,351	96.5%	3,273,276	88,139,627	100.2%	4,375,052
2000	90,500,701	4,058,531	94,559,232	87,020,296	96.2%	2,881,360	89,901,656	99.3%	4,657,576
2001	106,852,424	5,384,616	112,237,040	105,631,646	98.9%	3,668,735	109,300,381	102.3%	2,936,659
2002	108,141,560	6,213,408	114,354,968	103,603,372	95.8%	4,252,667	107,856,039	99.7%	6,498,929

Source: County of Summit Fiscal Office

COUNTY OF SUMMIT, OHIO

Table 3

**ASSESSED AND ESTIMATED ACTUAL VALUE OF TAXABLE PROPERTY
LAST TEN FISCAL YEARS
(AMOUNTS IN 000's)**

Tax Collection Year	Current Property		Personal Property		Public Utility		Total		Ratio of Assessed to Estimated Value
	Assessed Value	Estimated Actual Value	Assessed Value	Estimated Actual Value	Assessed Value	Estimated Actual value	Assessed Value	Estimated Actual Value	
1993	\$ 5,180,316	\$ 14,800,904	\$ 886,704	\$ 3,466,817	\$ 471,408	\$ 471,408	\$ 6,538,428	\$ 18,739,129	34.8%
1994	5,826,413	16,646,895	904,218	3,616,871	478,831	478,831	7,209,462	20,742,597	34.8%
1995	5,978,554	17,081,583	952,848	3,811,392	498,557	498,557	7,429,959	21,391,532	34.7%
1996	6,131,479	17,518,511	1,012,779	4,051,116	466,029	466,029	7,610,287	22,035,656	34.5%
1997	7,398,169	21,137,625	1,053,573	4,214,292	448,343	448,343	8,900,085	25,800,260	34.5%
1998	7,618,304	21,766,582	1,099,013	4,396,052	446,981	446,981	9,164,298	26,609,615	34.4%
1999	7,805,805	22,302,300	1,151,933	4,607,733	454,962	454,962	9,412,700	27,364,995	34.4%
2000	8,646,161	24,703,319	1,163,711	4,654,844	448,368	448,368	10,258,240	29,806,531	34.4%
2001	8,841,506	25,261,444	1,252,884	5,011,537	411,626	467,757	10,506,016	30,740,738	34.2%
2002	9,113,552	26,038,721	1,195,407	4,781,627	319,617	363,202	10,628,576	31,183,550	34.1%

Source: County of Summit Fiscal Office

COUNTY OF SUMMIT, OHIO

Table 4

**PROPERTY TAX RATES – DIRECT AND OVERLAPPING GOVERNMENTS
LAST TEN FISCAL YEARS
(PER \$1,000 OF ASSESSED VALUATION)**

<u>Tax Collection Year</u>	<u>1993</u>	<u>1994</u>	<u>1995</u>	<u>1996</u>	<u>1997</u>	<u>1998</u>	<u>1999</u>	<u>2000</u>	<u>2001</u>	<u>2002</u>
<u>County Units</u>										
Unvoted:										
General Operating.....	1.51	1.25	1.02	1.15	1.16	1.75	1.77	1.84	1.84	1.84
Bond Retirement.....	0.69	0.67	0.90	0.60	0.49	0.45	0.43	0.36	0.36	0.36
Voted:										
Hospital Operating.....	0.29	0.29	0.29	0.29	0.29	---	---	---	---	---
Children Services.....	2.77	2.77	2.77	2.77	2.77	2.77	2.56	2.56	2.56	2.56
Mental Retardation.....	4.01	4.01	5.76	5.76	3.26	3.26	3.61	3.61	3.61	3.61
Mental Health.....	2.57	2.57	2.57	2.57	2.57	2.57	3.05	3.05	3.05	3.05
Akron Zoological Park.....	---	---	---	---	---	---	---	---	0.80	0.80
Subtotal.....	11.84	11.56	13.31	13.14	10.54	10.80	11.42	11.42	12.22	12.22
Metro Parks.....	0.75	0.75	0.85	0.85	0.85	0.85	0.85	0.85	0.85	0.85
Total Rates.....	12.59	12.31	14.16	13.99	11.39	11.65	12.27	12.27	13.07	13.07
<u>School Districts</u>										
Akron CSD.....	45.96	45.96	54.86	54.86	54.86	54.86	54.86	54.86	54.86	63.76
Aurora CSD.....	65.89	65.89	70.20	69.98	69.80	69.80	69.54	69.48	69.29	69.09
Barberton CSD.....	45.06	53.76	53.61	53.61	53.46	53.36	53.36	53.44	53.36	56.79
Cuyahoga Falls CSD.....	54.18	54.10	53.98	53.98	53.93	53.83	57.87	57.63	57.23	57.23
Copley-Fairlawn CSD.....	43.92	43.47	43.92	51.82	51.67	51.27	51.57	51.47	51.47	52.47
Nordonia Hills CSD.....	47.29	54.29	54.29	54.29	54.29	54.29	54.29	54.29	57.94	57.59
Norton CSD.....	47.46	47.38	47.10	55.00	55.00	55.00	55.00	55.00	55.00	55.00
Stow CSD.....	45.84	44.14	52.34	52.41	49.34	47.74	47.64	46.44	46.44	45.74
Tallmadge CSD.....	54.53	54.33	54.23	54.03	53.83	53.83	53.83	53.68	53.63	59.73
Twinsburg CSD.....	43.70	51.15	51.29	56.65	54.02	53.37	52.37	54.77	53.17	59.32
Coventry LSD.....	57.56	57.56	57.56	57.56	57.56	57.56	57.56	60.56	60.36	60.36
Green LSD.....	44.54	48.38	48.34	48.34	47.74	45.79	49.80	48.54	48.29	41.57
Highland LSD.....	57.54	58.24	59.97	59.28	59.28	58.68	64.18	65.38	66.58	71.32
Hudson LSD.....	66.65	66.15	72.24	72.23	70.73	70.13	76.13	76.13	75.73	75.63
Jackson LSD.....	46.20	46.20	46.20	46.20	46.20	46.20	44.40	43.90	45.20	48.10
Manchester LSD.....	48.79	56.59	56.59	56.49	56.19	56.09	56.09	55.89	55.89	55.89
Mogadore LSD.....	58.56	58.74	58.40	58.40	58.30	67.70	67.50	67.50	67.50	67.50
Northwest LSD.....	60.10	59.90	57.90	57.60	57.80	57.40	55.60	55.10	54.20	54.60
Revere LSD.....	50.61	49.71	47.26	54.06	52.86	52.36	52.36	54.01	54.31	60.21
Springfield LSD.....	48.20	47.70	47.70	47.40	47.80	46.10	46.10	45.50	50.10	49.52
Woodridge LSD.....	43.56	46.46	48.96	46.81	46.51	46.41	46.41	50.46	49.86	49.36
Cuyahoga Valley LSD.....	2.00	2.00	2.00	2.00	2.00	2.00	2.00	2.00	2.00	2.00
Maplewood Area JVSD.....	4.00	4.00	4.00	4.00	4.00	4.00	4.00	4.00	4.00	4.00
Medina JVSD.....	3.05	3.05	3.05	3.05	3.05	3.05	3.05	3.05	3.05	3.05
Portage Lakes JVSD.....	4.35	4.35	4.35	4.35	4.35	4.35	4.35	4.35	4.35	4.35
Stark Area JVSD.....	3.20	3.20	2.00	2.00	3.50	3.50	3.30	3.30	3.20	2.00
<u>Corporations</u>										
Cities:										
Akron.....	8.60	8.60	8.60	9.00	9.00	9.04	9.05	9.04	9.04	9.09
Barberton.....	3.50	3.50	3.50	3.50	3.50	3.50	3.50	3.50	3.50	3.50
Cuyahoga Falls.....	12.00	12.00	12.00	12.00	12.00	12.00	11.00	11.00	11.00	11.00
Fairlawn.....	2.70	2.70	2.70	2.70	2.70	2.70	2.70	2.70	2.70	2.70
Green.....	7.40	7.40	7.40	7.40	7.40	7.40	7.40	7.40	7.40	7.40
Hudson.....	2.72	2.63	7.11	7.11	7.03	7.82	8.39	9.15	8.94	8.91
Macedonia.....	9.42	9.30	9.10	9.10	8.70	8.70	8.70	8.70	8.70	8.70
Munroe Falls.....	5.15	5.15	9.75	6.55	7.05	8.45	8.45	8.10	7.70	8.10
Norton.....	6.50	6.50	6.50	6.50	6.50	6.50	6.50	6.50	6.50	6.50
Stow.....	7.20	7.20	7.20	7.20	7.20	7.20	7.20	7.20	9.50	9.50
Tallmadge.....	7.66	7.66	7.66	7.66	7.66	6.15	6.15	6.15	6.15	6.15
Twinsburg.....	5.50	5.50	5.50	5.50	0.60	0.60	0.60	2.28	0.60	1.35

(Continued on next page)

COUNTY OF SUMMIT, OHIO

Table 4 (Continued)

**PROPERTY TAX RATES – DIRECT AND OVERLAPPING GOVERNMENTS
LAST TEN FISCAL YEARS
(PER \$1,000 OF ASSESSED VALUATION)**

Tax Collection Year	<u>1993</u>	<u>1994</u>	<u>1995</u>	<u>1996</u>	<u>1997</u>	<u>1998</u>	<u>1999</u>	<u>2000</u>	<u>2001</u>	<u>2002</u>
<u>Corporations (Continued)</u>										
Villages:										
Boston Heights.....	5.60	5.60	8.10	8.10	8.10	8.10	8.10	7.35	7.35	7.35
Clinton.....	7.09	7.09	7.09	11.09	11.09	12.59	12.59	12.59	12.59	12.59
Lakemore.....	5.30	5.30	7.30	7.30	7.30	7.30	7.30	5.30	5.30	5.30
Mogadore.....	2.15	2.15	2.15	2.15	2.15	2.15	2.15	2.15	2.15	2.15
Northfield.....	4.98	4.98	4.98	4.98	4.98	5.98	5.98	5.98	5.98	5.98
Peninsula.....	7.12	7.12	7.12	7.12	7.12	7.12	7.12	7.12	7.12	7.12
Reminderville.....	3.20	8.30	7.30	7.30	7.30	7.30	5.20	5.20	5.20	5.20
Richfield.....	2.82	2.10	2.10	2.10	2.10	2.10	2.10	2.10	2.10	2.10
Silver Lake.....	13.75	13.75	13.75	13.75	13.75	13.75	13.75	13.75	13.75	13.75
Townships:										
Bath.....	16.25	16.25	16.75	16.65	16.75	17.73	17.55	17.55	17.55	17.45
Boston.....	0.98	0.98	1.48	1.48	8.48	7.98	8.48	7.98	7.98	7.98
Copley.....	17.70	17.70	15.20	17.70	17.70	17.70	17.70	17.70	17.70	17.70
Coventry.....	12.90	12.90	12.90	13.90	12.50	13.50	13.50	13.50	12.50	12.50
Franklin.....	15.65	15.65	15.65	14.65	14.65	14.65	14.65	14.65	14.65	14.65
Northfield Center.....	12.14	12.14	13.64	13.64	13.64	13.64	13.64	13.64	13.15	13.15
Richfield.....	8.67	8.67	13.37	13.37	13.37	12.33	12.33	12.33	12.15	10.35
Sagamore Hills.....	15.18	15.18	15.18	15.18	15.18	15.18	16.18	13.93	13.93	13.93
Springfield.....	14.80	13.80	14.80	18.00	18.00	18.00	18.00	18.00	17.90	17.90
Twinsburg.....	12.47	16.61	13.61	13.61	13.61	13.61	13.61	13.61	13.61	13.61
Boston Township/ Peninsula Village.....	0.48	0.98	0.98	0.98	0.48	0.48	0.48	0.48	0.48	0.48
Richfield Township/ Richfield Village.....	1.04	1.04	1.04	1.04	1.04	---	---	---	---	---
<u>Other Units</u>										
Akron-Summit County										
Public Library.....	0.89	0.89	0.89	0.89	0.89	1.87	1.39	1.39	1.39	1.35
Hudson Township Park Board....	1.00	1.00	---	---	---	---	---	---	---	---
North Hills Water District.....	4.15	3.75	3.75	3.75	3.75	1.40	0.40	0.40	0.40	0.40
Union Cemetery of Peninsula.....	0.50	0.50	0.50	0.50	0.50	0.50	0.50	0.50	0.50	0.50
Union Cemetery of Hudson.....	0.17	0.17	---	---	---	---	---	---	---	---
Valley Fire District.....	5.50	5.50	5.50	5.50	8.00	6.50	6.50	6.50	6.50	6.50
Twinsburg Library District.....	0.30	0.30	0.30	0.30	0.30	1.00	1.00	1.00	1.00	1.70

Source: County of Summit Fiscal Office

COUNTY OF SUMMIT, OHIO

Table 5

**SPECIAL ASSESSMENTS LEVIES AND COLLECTIONS
LAST TEN FISCAL YEARS
(AMOUNTS IN 000's)**

Tax Collection Year	Current Assessments		Current Assessments Collected as a % of Assessments		Delinquent Assessments Collected as a % of Assessments		Total Assessments Collected		Collections as a % of Current Assessments Levied		Accumulated Delinquencies
	Levied	Collected	Levied	Levied	Levied	Levied	Collected	Collected	Levied	Levied	
1993	\$ 3,729	\$ 3,477	93.20%	407	10.91%	\$ 3,884	104.11%	1,040			
1994	3,783	3,502	92.57%	388	10.26%	3,890	102.83%	1,071			
1995	3,698	3,460	93.56%	383	10.36%	3,843	103.92%	999			
1996	3,717	3,457	93.01%	345	9.28%	3,802	102.29%	922			
1997	3,772	3,536	93.74%	264	6.99%	3,800	100.73%	894			
1998	3,903	3,657	93.70%	360	9.22%	4,017	102.92%	855			
1999	4,129	3,875	93.85%	415	10.05%	4,290	103.90%	416			
2000	4,136	3,899	94.27%	254	6.14%	4,153	100.41%	312			
2001	3,925	3,632	92.53%	301	7.67%	3,933	100.20%	305			
2002	3,294	3,066	93.07%	319	9.67%	3,385	102.75%	311			

Source: County of Summit Fiscal Office

COUNTY OF SUMMIT, OHIO

Table 6

**RATIO OF NET GENERAL BONDED DEBT TO ASSESSED
VALUE AND NET BONDED DEBT PER CAPITA
LAST TEN FISCAL YEARS**

Fiscal Year	Population	Assessed Value (in 000's)	Gross Bonded Debt	Less		Ratio of Net Bonded Debt to Assessed Value (%)	Net Bonded Debt Per Capita
				Debt Service Fund	Net Bonded Debt		
1993	514,990	\$ 7,171,948	\$ 67,540,000	\$ 832,932	\$ 66,707,068	0.93%	130
1994	514,990	7,381,330	74,865,000	14,844,148	60,020,852	0.81%	117
1995	514,990	7,550,357	80,005,000	31,201,307	48,803,693	0.65%	95
1996	514,990	8,859,290	61,615,000	2,107,664	59,507,336	0.67%	116
1997	514,990	9,118,858	57,950,000	2,650,499	55,299,501	0.61%	107
1998	514,990	9,358,353	57,089,601	2,859,363	54,230,238	0.58%	105
1999	514,990	9,412,700	73,716,108	3,285,567	70,430,541	0.75%	137
2000	542,899	10,258,240	101,191,557	3,003,459	98,188,098	0.96%	181
2001	542,899	10,506,016	112,921,556	3,702,983	109,218,573	1.04%	201
2002	542,899	10,628,577	137,551,558	3,381,671	134,169,887	1.26%	247

Source: County of Summit Fiscal Office

COUNTY OF SUMMIT, OHIO

Table 7

**COMPUTATION OF LEGAL DEBT MARGIN
AS OF DECEMBER 31, 2002**

Total of all County Debt Outstanding		\$ 180,071,165
Debt Exempt from Computation		
Ohio Water Development Authority Loans (2)	\$ 26,485,727	
Ohio Public Works Commission Loans (2)	812,500	
Ohio Department of Development Loans (2)	29,458	
Unvoted general obligation bonds issued for facilities to be used by the department of Job and Family Services	7,692,894	
Unvoted general obligation bonds issued for water system improvements	300,280	
Unvoted general obligation bonds issued for sewer system improvements	67,582,746	
Unvoted general obligation bonds issued for road and bridge improvements	4,025,195	
Unvoted general obligation bonds issued for Alcohol, Drug Addiction and Mental Health facilities.	2,262,096	
Unvoted general obligation bonds issued for county jail facilities	4,870,000	
Unvoted Tax Anticipation Notes for Akron Zoological Park	13,460,000	
Total Exempt Debt	<u>127,520,896</u>	
Net Indebtedness (Voted & Unvoted)		52,550,269
Less: Available funds in Debt Service Fund as of December 31, 2002		<u>3,381,671</u>
Total Indebtedness Subject to Direct Debt Limitation		<u>\$ 49,168,598</u>
Assessed Valuation of County	\$ 10,628,576,507	
Debt Limitation		
Direct Debt Limitation		\$ 264,214,413
Less: Net Indebtedness (Voted & Unvoted)		<u>49,168,598</u>
Direct Debt Margin		<u>\$ 215,045,815</u>
Unvoted Debt Limitation (1% of County Assessed Valuation)		\$ 106,285,765
Less: Net Indebtedness (Voted & Unvoted)		<u>49,168,598</u>
Unvoted Debt Margin		<u>\$ 57,117,167</u>

(1) The Ohio Revised Code provides that the net principal amount of unvoted general obligation debt of the County, excluding exempt debt may not exceed 1% of the total assessed valuation of all property in the County, and that the principal amount of both voted and unvoted general obligation debt of the County, excluding the exempt debt, may not exceed a sum equal to \$6,000,000, plus 2.5% of the assessed valuation in excess of \$300,000,000. These two limitations are referred to as the "direct debt limitations" and may be amended from time to time by the General Assembly.

(2) Exempt, by Ohio Law, from debt margin.

Source: County of Summit Fiscal Office

**COMPUTATION OF DIRECT AND OVERLAPPING DEBT
AS OF DECEMBER 31, 2002**

<u>Political Subdivision</u>	<u>Percentage Outstanding Indebtedness(1)</u>	<u>Within County (2)</u>	<u>Portion of Debt Borne by Properties Within County</u>
County of Summit	\$ 166,611,165	100.00%	\$ 166,611,165
All Townships Within County	3,574,958	100.00%	3,574,958
All Cities Wholly Within County	382,351,423	100.00%	382,351,423
All Villages Wholly Within County	7,132,481	100.00%	7,132,481
All School Districts Wholly Within County	184,411,685	100.00%	184,411,685
Akron Metro Regional Transit Authority	1,515,000	100.00%	1,515,000
Akron-Summit County Library	66,414,243	100.00%	66,414,243
City of Norton	3,409,000	99.94%	3,407,572
Stow-Munroe Falls City School District	6,432,500	99.66%	6,410,589
Tallmadge City School District	123,510	98.60%	121,783
Springfield Local School District	839,925	98.44%	826,829
City of Tallmadge	11,820,000	96.91%	11,454,204
Mogadore Local School District	325,000	74.07%	240,738
Jackson Local School District	35,363,629	1.99%	704,797
Aurora City School District	20,860,593	1.33%	276,407
Total Net Direct and Overlapping Debt			<u>\$ 835,453,874</u>

	<u>Amount</u>	<u>Per Capita (3)</u>	<u>% of County's 2002 Assessed Valuation</u>	<u>% of County's 2002 Valuation (4)</u>
County Debt	\$ 166,611,165	\$ 307	1.57%	.53%
Other Debt Borne by Properties within County	<u>668,842,710</u>	<u>1,232</u>	<u>6.29%</u>	<u>2.14%</u>
Total Debt Borne By Properties within County	<u>\$ 835,453,875</u>	<u>\$ 1,539</u>	<u>7.86%</u>	<u>2.67%</u>

- (1) Includes all outstanding general obligation bonds, general obligation notes and special assessment notes.
- (2) Determined on a percentage basis by dividing the amount of the assessed valuation of that territory of the political subdivision which is within the boundaries of the County by the total assessed valuation of the political subdivision.
- (3) Based on 2000 population of 542,899
- (4) Based on the County Fiscal Officer's estimate of true value of \$31,183,549,402 for the 2002 tax collection year.

Source: County of Summit Fiscal Office

COUNTY OF SUMMIT, OHIO

Table 9

**RATIO OF ANNUAL DEBT SERVICE EXPENDITURES FOR
GENERAL BONDED DEBT TO TOTAL GENERAL EXPENDITURES
LAST TEN FISCAL YEARS**

Fiscal Year	Principal	Interest	Total Debt Service	Total General Expenditures (1)	Ratio of Debt Service to General Expenditures (%)
1993	\$ 2,147,000	\$ 4,498,747	\$ 6,645,747	\$ 211,453,143	3.14%
1994	2,225,000	4,386,089	6,611,089	231,742,897	2.85%
1995	3,374,000	5,315,492	8,689,492	252,290,047	3.44%
1996	32,399,716	4,441,172	36,840,888	296,162,013	12.44%
1997	3,665,000	3,753,796	7,418,796	287,063,699	2.58%
1998	3,742,717	3,370,549	7,113,266	289,673,367	2.46%
1999	3,945,166	2,859,512	6,804,678	299,005,172	2.28%
2000	4,155,572	2,646,903	6,802,475	321,310,409	2.12%
2001	6,331,550	3,074,561	9,406,111	378,939,891	2.48%
2002	6,728,371	4,140,219	10,868,590	399,625,455	2.72%

(1) Includes General, special revenue and debt service, and capital projects funds only.
Transfers were not included.

Source: County of Summit Fiscal Office

COUNTY OF SUMMIT, OHIO

Table 10

**SCHEDULE OF GENERAL OBLIGATION BOND COVERAGE
ENTERPRISE FUNDS
LAST TEN FISCAL YEARS**

Fiscal Year	Operating And Nonoperating Revenues	Operation/ Maintenance Expenses Excluding Depreciation	Net Revenue Available for Debt Service	Current Fiscal Year's Debt Service Requirements			Coverage
				Principal	Interest	Total	
				1993	\$ 47,345,617	\$ 39,247,725	
1994	27,139,093	21,702,491	5,436,602	565,000	233,044	798,044	6.81
1995	34,302,263	20,300,098	14,002,165	440,000	207,034	647,034	21.64
1996	27,559,912	21,811,669	5,748,243	430,000	195,947	625,947	9.18
1997	33,668,888	21,449,472	12,219,416	1,225,000	586,814	1,811,814	6.74
1998	33,902,797	23,175,787	10,727,010	1,360,000	525,451	1,885,451	5.69
1999	35,845,633	22,771,874	13,073,759	1,111,844	431,810	1,543,654	8.47
2000	37,205,499	25,895,952	11,309,547	1,198,161	2,125,704	3,323,865	3.40
2001	36,891,486	23,725,437	13,166,049	2,098,450	3,401,153	5,499,603	2.39
2002	30,875,647	22,471,394	8,404,253	3,158,332	2,917,551	6,075,883	1.38

Source: County of Summit Fiscal Office

COUNTY OF SUMMIT, OHIO

Table 11

**DEMOGRAPHIC STATISTICS
DECEMBER 31, 2002**

<u>Year</u>	<u>Population 1940 to 2000</u>	
	<u>County</u>	<u>SMSA (1)</u>
1940	339,405	386,065
1950	410,032	473,986
1960	513,569	605,367
1970	553,371	679,239
1980	524,472	660,328
1990	514,990	657,575
2000	542,899	694,960

(1) Standard Metropolitan Statistical Area, County of Summit and Portage County

Source: U.S. Bureau of the Census

<u>AGE COHORTS</u>	<u>Age Distribution</u>					
	<u>1990</u>			<u>2000</u>		
	<u>TOTAL</u>	<u>MALE</u>	<u>FEMALE</u>	<u>TOTAL</u>	<u>MALE</u>	<u>FEMALE</u>
0-4	36,096	18,500	17,596	36,002	18,417	17,585
5-9	35,814	18,373	17,441	39,250	19,890	19,360
10-14	33,922	17,374	16,548	38,411	19,702	18,709
15-19	35,291	18,024	17,267	35,709	18,311	17,398
20-24	37,170	18,443	18,727	31,009	15,259	15,750
25-34	85,423	41,439	43,984	72,667	35,709	36,958
35-44	79,197	38,600	40,597	88,146	42,927	45,219
45-54	52,103	24,930	27,173	77,634	37,994	39,640
55-59	23,265	11,077	12,188	26,001	12,433	13,568
60-64	25,495	11,928	13,567	21,498	10,005	11,493
65-74	42,921	18,598	24,323	39,594	17,623	21,971
75+	28,293	9,304	18,989	36,978	13,201	23,777
TOTAL	514,990	246,590	268,400	542,899	261,471	281,428

Source: Ohio Data Users Center, Department of Development and Northeast Ohio Four County Regional Planning and Development Organization

School Enrollment- Kindergarten through 12th Grade

<u>Year</u>	<u>Number of Students</u>
1993	81,138
1994	81,359
1995	81,102
1996	82,829
1997	84,865
1998	88,421
1999	83,487
2000	83,390
2001	83,642
2002	80,074

Source: State Department of Education

Estimated Effective Buying Income Per Household Group

<u>Income Group</u>	<u>Akron (1)</u>	<u>County of Summit</u>	<u>Ohio</u>
\$ 20,000 - 34,999	23.1%	22.8%	24.3%
35,000 - 49,999	20.5%	20.2%	20.5%
50,000 - & Over	33.9%	34.4%	31.2%
Median Household EBI	\$ 37,899	\$ 38,016	\$36,139

(1) Metropolitan Statistical Area

Source: Survey of Buying Power, "Sales and Marketing Management" September 30, 2002

(Continued)

COUNTY OF SUMMIT, OHIO

Table 11 (Continued)

**DEMOGRAPHIC STATISTICS
DECEMBER 31, 2002**

Year	County	PMSA (1)	County	PMSA (1)	Unemployment Rate			
	Employed	Employed	Unemployed	Unemployed	County	PMSA (1)	Ohio	U.S.
1993	258,900	324,000	15,300	17,900	5.6%	5.2%	6.1%	6.0%
1994	259,000	335,200	14,100	18,200	5.2%	5.2%	5.5%	6.1%
1995	261,300	338,800	12,500	15,900	4.6%	4.5%	4.8%	5.6%
1996	265,700	343,300	13,000	16,600	4.7%	4.6%	4.9%	5.4%
1997	268,000	347,600	12,400	15,800	4.4%	4.3%	4.6%	4.9%
1998	265,100	344,300	11,100	14,200	4.0%	4.0%	4.3%	4.5%
1999	269,200	348,900	11,900	15,200	4.2%	4.2%	4.3%	4.2%
2000	270,700	351,100	11,400	14,600	4.0%	4.0%	4.1%	4.0%
2001	270,700	366,600	12,200	15,600	4.3%	4.3%	4.3%	4.8%
2002	271,100	351,100	15,800	20,100	5.5%	5.4%	5.7%	5.8%

(1) Primary Metropolitan Statistical Area, County of Summit and Portage County

Source: Ohio Department of Job & Family Services

Month	County	County	Unemployment Rate		
	Employed	Unemployed	County	Ohio	U.S.
January	265,200	17,000	6.0%	6.1%	6.3%
February	265,600	17,700	6.2%	6.2%	6.1%
March	266,800	17,900	6.3%	6.1%	6.1%
April	268,200	16,700	5.9%	5.7%	5.7%
May	269,700	15,700	5.5%	5.6%	5.5%
June	271,600	16,800	5.8%	6.0%	6.0%
July	275,600	15,200	5.2%	5.9%	5.9%
August	274,600	14,600	5.1%	5.3%	5.7%
September	272,800	14,800	5.1%	5.4%	5.4%
October	274,900	14,300	4.9%	5.2%	5.3%
November	275,300	14,500	5.0%	5.2%	5.6%
December	273,200	14,700	5.1%	5.2%	5.7%

Source: Ohio Department of Job & Family Services

Akron PMSA Nonagricultural Wage and Salary Employment

Industry	Employment
Manufacturing	49,400
Trade, Transportation and Utilities	68,600
Professional and Business Services	40,100
Educational and Health Services	40,900
Government	48,600
Total	247,600

Source: Ohio Labor Market Information January, 2003, Seasonally Adjusted

Ten Largest Employers in the County

Employer	Nature of Activity or Business	Approximate Number of Employees
Summa Health System	Hospital	4,813
Akron General Medical Center	Hospital	4,807
The Goodyear Tire & Rubber Company	Rubber Products	3,900
County of Summit, Ohio	Government	3,468
Akron City School District	Education	3,000
City of Akron	Government	2,484
FirstEnergy Corp	Utilities	2,467
Daimler Chrysler Twinsburg, Stamping Plant	Automotive Body Stamping	2,388
The University of Akron	Higher Education	2,159
Children's Hospital Medical Center	Hospital	1,898

Source: Greater Akron Chamber

COUNTY OF SUMMIT, OHIO

Table 12

**PROPERTY VALUES, BANK DEPOSITS AND CONSTRUCTION
LAST TEN FISCAL YEARS**

<u>Fiscal Year</u>	<u>Assessed Values of Real, Personal and Utility Property (1) (Amounts in 000's)</u>	<u>Certified Bank Deposits (2) (Amounts in 000's)</u>	<u>Value of Building Permits Issued (3) (Amounts in 000's)</u>
1993	\$ 7,171,949	\$ 3,792,255	\$ 554,749
1994	7,381,330	4,199,905	631,375
1995	7,550,357	4,267,009	652,677
1996	8,859,290	4,353,857	646,156
1997	9,118,858	-	706,833
1998	9,164,288	-	751,858
1999	9,412,700	-	799,751
2000	10,258,240	-	676,248
2001	10,506,016	-	570,716
2002	10,628,577	-	188,448 (4)

Sources: (1) County of Summit Fiscal Office

(2) Akron Clearing House Association. In 1997, this information was no longer being provided by the local banking industries.

(3) County of Summit Executive Building Department

(4) Value of permits that increased assessed value of real property as determined by the Fiscal Officer's Real Estate Division

**SCHEDULE OF INSURANCE COVERAGE
DECEMBER 31, 2002**

<u>Name of Carrier</u>	<u>Policy Number</u>	<u>Policy Period</u>	<u>Annual Premium</u>	<u>Details of Coverage</u>	<u>Liability Limit</u>	
St. Paul	GPP06301036	4/15/2002 to 4/15/2003	(1)	Auto Physical Damage Auto Liability	\$1,000,000 \$1,000 \$1,000 \$1,000	Combined Single Limit Bodily Injury and Property Damage Deductible - Collision Deductible - Physical Damage Deductible - Auto Liability
Hartford Steam Boiler	FBP2277666	4/15/2002 to 4/15/2003	\$13,862	Boiler & Machinery	\$10,000,000 Included	Per Accident Boiler & Machinery Repair and Replacement Broad Form Blanket Extra Expense
St. Paul	GPP06301036	4/15/2002 to 4/15/2003	(1)	Blanket All Risk on all Real & Personal Property Including Improvement	\$750,000 \$5,646,081 \$1,000 \$250,000 \$1,000 \$500,000 \$1,000 \$4,050,000 \$1,000 \$197,470,967 \$25,000	Blanket Business Income Blanket Computer Equipment Deductible Earnings and Extra Expense Deductible Valuable Papers Deductible Contractor Equipment Deductible Blanket Limit 90-% Co-Insurance Deductible
St. Paul	GPP06301036	4/15/2002 to 4/15/2003	(1)	General Liability	\$1,000,000 \$1,000,000 \$75,000	Annual Limit Each Occurrence Self-Insured Retention
St. Paul	GPP06301036	4/15/2002 to 4/15/2003	(1)	Law Enforcement Liability	\$1,000,000 \$1,000,000 \$75,000	Annual Limit Each Occurrence Self-Insured Retention
St. Paul	GPP06301036	4/15/2002 to 4/15/2003	\$63,783	Umbrella Liability	\$5,000,000 \$5,000,000 \$10,000	Annual Limit Each Occurrence Deductible
St. Paul	GPP06301036	4/15/2002 to 4/15/2003	(1)	Money & Securities	\$100,000 \$1,000 \$50,000 \$1,000	Loss Inside, Outside Deductible Forgery or Alteration Deductible
St. Paul	GPP06301036	4/15/2002 to 4/15/2003	(1)	Employee Theft	\$1,000,000 \$10,000	Each Occurrence Deductible

(1) Premium was \$721,621 for St. Paul insurance package which included Property, Inland Marine, Crime, General Liability, Law Enforcement Liability and Automobile.

Source: County of Summit Insurance Department

COUNTY OF SUMMIT, OHIO

Table 14

**PRINCIPAL TAXPAYERS
DECEMBER 31, 2002**

Real (Excluding Public Utility)

<u>Name of Taxpayer</u>	<u>Nature of Business</u>	<u>Assessed Valuation</u>	<u>% of Total Assessed Valuation</u>
Albrecht Inc.	Grocery & General Merchandise	\$ 26,091,630	0.29%
Goodyear Tire & Rubber Company	Rubber Products	17,422,402	0.19%
DeBartolo Capital Partnership	Shopping Mall	13,787,932	0.15%
Chapel Hill Mall LTD	Shopping Mall	13,698,639	0.15%
E & A Northeast Limited	Real Estate Holdings/Investments	12,353,418	0.14%
Montrose Development Inc	Retail Merchandising	12,229,847	0.13%
Loral Corp.	Electronic Defense Systems	11,248,195	0.12%
Daimler Chrysler Corporation	Automotive Body Stamping	10,675,650	0.12%
Barberton Health System LLC	Medical	10,311,791	0.11%
DDR Ohio Opportunity II, LLC	Real Estate Development	9,453,882	0.10%
		<u>\$ 137,273,386</u>	1.51%

Tangible Personal (Excluding Public Utilities)

<u>Name of Taxpayer</u>	<u>Nature of Business</u>	<u>Assessed Valuation</u>	<u>% of Total Assessed Valuation</u>
Daimler Chrysler Corporation	Automotive Body Stamping	\$ 65,540,860	5.48%
Aircraft Braking Systems	Aircraft Brakes	20,804,910	1.74%
Bridgestone Firestone Inc.	Automotive Tire and Tubes	16,543,010	1.38%
Goodyear Tire & Rubber Company	Rubber Products	15,304,030	1.28%
Rockwell International Corporation	Programmable Controllers	10,263,310	0.86%
Alltel Corporation	Telecommunications	8,089,420	0.68%
Noveon, Inc.	Polymer and polymer additives	7,468,970	0.62%
IBM Credit Corporation	Equipment Leasing	7,445,580	0.62%
GOJO Industries	Cleaning/skin care products	7,027,630	0.59%
Beacon Journal Publishing	Newspaper	6,929,470	0.58%
		<u>\$ 165,417,190</u>	13.84%

Public Utility (Real and Tangible Personal)

<u>Name of Taxpayer</u>	<u>Nature of Business</u>	<u>Assessed Valuation</u>	<u>% of Total Assessed Valuation</u>
Ohio Edison Company	Electric Utility	\$ 108,572,320	33.97%
Ohio Bell Telephone	Telephone Service	64,980,410	20.33%
American Transmission	Energy Access Company	40,316,530	12.61%
East Ohio Gas Company	Natural Gas Utility	28,249,420	8.84%
Western Reserve Telephone	Telephone Service	19,089,690	5.97%
MCI Telecommunications Corporation	Telephone Service	9,148,620	2.86%
Verizon North	Telephone Service	6,174,690	1.93%
Qwest Communications	Telephone Service	5,358,090	1.68%
Alltell Ohio Limited Partnership	Telephone Service	5,124,290	1.60%
New Par	Telecommunications Service	4,318,310	1.35%
		<u>\$ 291,332,370</u>	91.15%

Source: County of Summit Fiscal Office

COUNTY OF SUMMIT, OHIO

Table 15

**MISCELLANEOUS STATISTICS
DECEMBER 31, 2002**

Date of Incorporation	1840	
Fifth largest County in the State		
Form of Government: Eleven member elected Council and an elected Executive as provided by its Charter. Six other elected officials with administrative powers.		
County Seat	Akron	
Area-Square Miles	416	
Number of Political Subdivisions Located in the County:		
Cities and Villages	21	
Townships	10	
School Districts	19	
Special Districts	20	
Total Number of full-time Employees (County of Summit Govt. only)	3,461	
Voter Statistics, Election of November, 2002 (1)		
Number of Registered Voters	334,515	
Number of Voters - Last General Election	166,854	
Percentage of registered Voters Voting	49.88%	
Environmental Services		
Miles of Sewer Operated	800	
Wastewater Treatment Plants Operated	16	
Pump Stations Operated	100	
Airports		
Akron Fulton Municipal Airport, (2)		
Runways	2	
Length of Runways		
North-South Runway	2,337 Feet	
Main Runway	6,338 Feet	
Hangars- Privately Owned	5	
Based Aircraft	91	
Akron-Canton Airport, (3)		
Runways	3	
Length of Runways	5,600 Feet	
	7,000 Feet	
	7,600 Feet	
Hangars- Privately Owned	29	
Based Aircraft	191	
Kent State University Airport, (4)		
Runways	3	
Length of Runways	1,170 Feet (grass) - Closed	
	2,500 Feet (grass) - Closed	
	4,000 Feet	
Hangars	16	
Based Aircraft	50	
Highways (5)	<u>Number</u>	<u>Miles</u>
U.S. Routes	1	5.82
State Routes	17	185.10
Interstate Routes	5	76.73
Turnpike	1	13.60
Railroads (5)	<u>Number</u>	<u>Miles</u>
R.R. Lines Through County	4	148

(continued)

COUNTY OF SUMMIT, OHIO

Table 15 (Continued)

**MISCELLANEOUS STATISTICS
DECEMBER 31, 2002**

Medical Care: (6)		
Hospitals	7	
Total Beds	2,540	
Physicians	3,254	
Libraries (7)		
Akron-Summit County Public Library		
Branches	18	
Materials Available for Public Use	2,317,188	
Land Use (8)		
Residential		20.8%
Commercial/Industrial		13.9%
Public Buildings and Open Space	13.4%	
Water	2.2%	
Vacant	49.7%	

The County was headquarters for the ten following public companies each with 2001 revenues over \$100 million: (9)

<u>Company</u>	<u>Location</u>	<u>Revenues (in millions)</u>	<u>Product</u>
The Goodyear Tire & Rubber Company	Akron	\$ 14,417	Tire and Rubber Products
FirstEnergy Corp.	Akron	7,999	Electric Utility Holding Company
Roadway Express, Inc.	Akron	2,792	Trucking Services
Diebold, Inc.	Green	1,760	Electronics
Jo-Ann Stores, Inc.	Akron	1,570	Fabric and Craft Materials
A. Schulman, Inc	Akron	975	Plastics Compounds & Resins
First Merit Corporation	Akron	909	Bank Holding Company
OMNOVA Solutions, Inc.	Fairlawn	737	Building and Polymer Products
Myers Industries, Inc.	Akron	608	Polymer and Metal Products
Fred Albrecht Grocery Co.	Akron	311	Retail Grocery Store Chain

- Sources: (1) County of Summit Board of Election
(2) City of Akron, Airport Manager
(3) Akron-Canton Airport Manager
(4) Kent State Airport Manager
(5) Ohio Department of Transportation
(6) Ohio Department of Health
(7) Akron-Summit County Library
(8) Akron Metropolitan Area Transportation Study
(9) Crain's Cleveland Business

COUNTY OF SUMMIT, OHIO

ACKNOWLEDGMENTS

This report was prepared by the following members of the County Fiscal Office.

Dan W. Hawke, Deputy Auditor of Finance
Allen R. Beck, Manager of Financial Reporting

Dennis M. Menendez, Director of Administration
Steven D. Nestor, CPA, Computer Systems Manager
Andrew Baumann, Fiscal Officer II
Diane Dekovich, Manager of Accounting
Cheryl Schaetzle, Tax Settlement/Budget Administrator
John S. LaMonica, Fiscal Officer III

Additionally, the County of Summit Fiscal Office wishes to acknowledge the creative contribution of David Kish, County of Summit Executive Communications Department, for the cover design and Arther Printing for printing this report.



**Auditor of State
Betty Montgomery**

88 East Broad Street
P.O. Box 1140
Columbus, Ohio 43216-1140
Telephone 614-466-4514
800-282-0370
Facsimile 614-466-4490

SUMMIT COUNTY FINANCIAL CONDITION

SUMMIT COUNTY

CLERK'S CERTIFICATION

This is a true and correct copy of the report which is required to be filed in the Office of the Auditor of State pursuant to Section 117.26, Revised Code, and which is filed in Columbus, Ohio.

Susan Babbitt

CLERK OF THE BUREAU

**CERTIFIED
JANUARY 8, 2004**