

**TOLEDO CITY SCHOOL DISTRICT
LUCAS COUNTY**

SINGLE AUDIT

FOR THE YEAR ENDED JUNE 30, 2001



JIM PETRO
AUDITOR OF STATE

STATE OF OHIO

**TOLEDO CITY SCHOOL DISTRICT
LUCAS COUNTY**

TABLE OF CONTENTS

TITLE	PAGE
Schedule of Federal Awards Expenditures	2
Supplemental Schedules:	
Analysis of Cost Limitations and Budget to Actual, Title II-B	9
Schedule of Variances	10
Notes to the Schedule of Federal Awards Expenditures	11
Report of Independent Accountants on Compliance and on Internal Control Required by <i>Government Auditing Standards</i>	13
Report of Independent Accountants on Compliance with Requirements Applicable to Major Federal Programs and Internal Control Over Compliance in Accordance with OMB Circular A-133	15
Schedule of Findings	17

This page intentionally left blank.

This page intentionally left blank.

**TOLEDO CITY SCHOOL DISTRICT
LUCAS COUNTY**

**SCHEDULE OF FEDERAL AWARDS EXPENDITURES
FOR THE YEAR ENDING JUNE 30, 2001**

FEDERAL GRANTOR <i>Pass-Through Grantor</i>	Pass Through Entity Number	Federal CFDA Number
<u>Program Title/Fund Number Location</u>		
UNITED STATES DEPARTMENT OF AGRICULTURE		
<i>Passed Through the Ohio Department of Education</i>		
<u>Child Nutrition Cluster:</u>		
Food Distribution		10.550
School Breakfast Program(006)	05-PU-00-00	10.553
National School Lunch Program(006)	03,04-PU-00-00	10.555
Child and Adult Care Food Program	05-PU-00-00	10.558
Summer Food Service Program for Children (006)	114587-24-AD-00-00	10.559
Total United States Department of Agriculture - Nutrition Cluster		
UNITED STATES DEPARTMENT OF LABOR		
<i>Passed Through the Toledo Area Private Industry Council:</i>		
Job Training Partnership Act (502-6350)	109-22-99	17.250
(502-6379)	109-28-98	17.250
Total Toledo Area Private Industry Council		
<i>Passed Through the Ohio Department of Education</i>		
Employment Services and Job Training Pilot and Demonstration Programs (524-6420)	WK-BE-00-99	17.249
Total Ohio Department of Education		
Total United States Department of Labor		
UNITED STATES DEPARTMENT OF EDUCATION		
<i>Direct Programs:</i>		
Impact Aid (001-DAG0)		84.041
Federal Pell Grant Program:		
(022-2200)	1346401449A2	84.063
(022-2201)	1346401449A3	84.063
(022-2250)	1346401449A3	84.063
(022-2251)	1346401449A2	84.063
Safe and Drug Free Schools and Communities-National Programs:		
(599-1R11)		84.184
Total Direct Programs		
<i>Passed Through the Ohio Department of Education</i>		
<u>Special Education Cluster:</u>		
Special Education-Grants to States:		
(516-6871)	6B-SF-01P	84.027
(516-6870)	6B-SF-00P	84.027
(516-6879)	6B-SF-99P	84.027
Special Education-Preschool Grants:		
(587-5870)	PG-S1-00P	84.173
(587-5871)	PG-S1-99P	84.173
Total Special Education Cluster		
Adult Education-State Grant Program:		
(501-9111)	AB-SS-00C	84.002
(501-9110)	AB-SS-99C	84.002
(501-9129)	AB-S1-99	84.002
(501-9120)	AB-S1-00	84.002

Federal Receipts	Non-Cash Receipts	Federal Disbursements	Non-Cash Disbursements
	\$333,364		\$313,116
\$893,005		\$893,005	
4,436,685		4,436,685	
4,199		4,199	
5,288		5,288	
5,339,177	333,364	5,339,177	313,116
35,574		40,648	
18,017		20,318	
53,591		60,966	
		2,541	
		2,541	
53,591		63,507	
33,999		33,999	
66,542		66,542	
108,112		108,112	
38,589		38,589	
65,675		65,675	
278,918		278,918	
2,289,314		1,981,238	
2,602,231		2,294,155	
3,100,147		3,081,295	
197,645		648,922	
50		50	
3,297,842		3,730,267	
201,274		8,346	
201,274		200,006	
3,499,116		208,352	
		3,938,619	
15		67,984	
		15	
		248	
15		143,141	
		211,388	

(Continued)

**TOLEDO CITY SCHOOL DISTRICT
LUCAS COUNTY**

**SCHEDULE OF FEDERAL AWARDS EXPENDITURES
FOR THE YEAR ENDING JUNE 30, 2001
(Continued)**

FEDERAL GRANTOR <i>Pass-Through Grantor</i>	Pass Through Entity Number	Federal CFDA Number
Program Title/Fund Number Location		
Title 1 Grants to Local Education Agencies:		
(572-5711)	C1-S1-01	84.010
(572-5701)	C1-S1-01	84.010
(572-5700)	C1-S1-00	84.010
(572-1R31)		84.010
(572-57R1)		84.010
(572-57X1)	C1-SD-01	84.010
(572-5791)	C1-SD-01	84.010
(572-5790)	C1-SD-00	84.010
(572-5799)	C1-SD-99	84.010
Migrant Education-Basic State Formula Grant:		
(505-8191)	MG-S1-01	84.011
(505-8190)	MG-S1-00	84.011
Vocational Education-Basic Grants to States:		
(524-2840)	20-C1-99	84.048
(524-2850)	20-C1-98	84.048
(524-2741)		84.048
(524-2841)	20-C1-00	84.048
(524-2860)	20-C2-98	84.048
(524-2851)	20-C1-99	84.048
(524-2891)	2A-05-98	84.048
(524-3560)		84.048
(524-3101)		84.048
(524-5210)		84.048
(524-5220)		84.048
(524-5230)		84.048
(524-5560)		84.048
(524-5810)	VESP-CG-00	84.048
(524-5221)		84.048
Innovative Education Program Strategies:		
(573-0009)	C2-S1-99	84.298
(573-0001)	C2-S1-01	84.298
(573-0000)	C2-S1-00	84.298
Eisenhower Professional Development State Grants:		
(514-54C0)	MS-S1-99	84.281
(514-5411)	MS-S1-01	84.281
(514-5410)	MS-S1-00	84.281
Safe and Drug Free Schools and Communities- State Grants:		
(584-6601)	DR-S1-01	84.186
(584-66C0)	DR-S1-99C	84.186
(584-6600)	DR-S1-00	84.186
Education for Homeless Children and Youth:		
(572-7201)	HC-S1-00C	84.196
Capital Expenses:		
(572-5718)	CX-S1-98	84.216
(572-5719)	CX-S1-99	84.216
(572-5721)	CX-S1-97	84.216
(572-7210)		84.216
Even Start-State Educational Agencies		
(572-5730)	RF-S1-00	84.213

Federal Receipts	Non-Cash Receipts	Federal Disbursements	Non-Cash Disbursements
42,449		42,449	
11,689,052		7,495,146	
3,328,042		5,137,317	
23,912		147,479	
2,819,657		2,819,657	
26,399		1,824	
34,830		16,281	
25,934		34,929	
		237	
17,990,275		15,695,319	
15,638		11,877	
		3,084	
15,638		14,961	
140,708		177,446	
		13,439	
10,000			
920,870		920,870	
1,711		10,817	
107,847		107,847	
8,500		8,500	
		1,000	
16,200		4,152	
		29,792	
		1,760	
		6,000	
		2,000	
		18,950	
3,919		3,898	
1,209,755		1,306,471	
		9,291	
62,142		62,142	
90,876		192,454	
153,018		263,887	
108,509		141,775	
109,148		26,251	
150,828		123,178	
368,485		291,204	
568		120,568	
31,409		115,512	
71,786		71,786	
103,763		307,866	
79,833		67,443	
		500	
		243,115	
64,400		18,965	
		13,439	
64,400		276,019	
62,500		73,006	

(Continued)

**TOLEDO CITY SCHOOL DISTRICT
LUCAS COUNTY**

**SCHEDULE OF FEDERAL AWARDS EXPENDITURES
FOR THE YEAR ENDING JUNE 30, 2001
(Continued)**

FEDERAL GRANTOR <i>Pass-Through Grantor</i>	Pass Through Entity Number	Federal CFDA Number
Program Title/Fund Number Location		
Emergency Immigrant Assistance (577-6EE1)		84.162
Proficiency Intervention (599-1R21)		84.276
(599-1S21)		84.276
(599-2841)		84.276
(599-2480)	G2-S8-00	84.276
Fund for the Improvement of Education (599-1R41)		84.215
(599-5960)	PI-S1-00	84.215
(599-5961)	PI-S1-01	84.215
(599-5981)		84.215
(599-3121)		84.215
Title VI-R (599-5740)	044909-CR-S1-2000	84.340
(599-5741)	044909-CR-S1-2001	84.340
Technology Literacy Fund Grants (599-1281)		84.318
(599-9950)	TF-S2-00	84.318
(599-9960)	TF-S2-00	84.318
(599-9940)	TF-S2-00	84.318
Twenty-First Century Community Learning Centers (599-2311)		84.287
Total Ohio Department of Education <i>Passed Through the Ohio Department of Education and then Through the Franklin County Educational Service Center</i>		
Javits Gifted and Talented Students Education Grant (599-5920)	N/A	84.206
Total United States Department of Education		
NATIONAL SCIENCE FOUNDATION <i>Passed Through the University of Toledo</i>		
Education and Human Resources (599-4589)		47.076
Total National Science Foundation		
UNITED STATES DEPARTMENT OF HEALTH AND HUMAN SERVICES <i>Passed Through the Ohio Department of Education</i>		
School Age Care Expansion (599-5959)		93.575
Temporary Assistance for Needy Families (499-4850)		93.558
Medicaid Reimbursement (001-EPA9)		93.778
Total United States Department of Health and Human Services		
TOTAL - FEDERAL ASSISTANCE		

The accompanying notes are an integral part of this schedule.

Federal Receipts	Non-Cash Receipts	Federal Disbursements	Non-Cash Disbursements
7,399			
72,000		60,150	
52,100		863	
91,793		44,547	
<u>215,893</u>		<u>123,682</u>	
		<u>229,242</u>	
42,426		33,721	
		3,348	
10,938		9,159	
4,799			
263,069		164,818	
<u>321,232</u>		<u>211,046</u>	
360,758		552,227	
1,227,476		830,730	
<u>1,588,234</u>		<u>1,382,957</u>	
225,000		203,005	
		24,757	
		62,500	
1,402		41,515	
<u>226,402</u>		<u>331,777</u>	
106,000			
<u>26,011,958</u>		<u>24,601,205</u>	
		2,282	
<u>28,614,189</u>		<u>26,897,642</u>	
566,315		566,315	
<u>566,315</u>		<u>566,315</u>	
		4,114	
59,998		59,998	
617,535		617,535	
<u>677,533</u>		<u>681,647</u>	
<u>\$35,250,805</u>	<u>\$333,364</u>	<u>\$33,548,288</u>	<u>\$313,116</u>

This page intentionally left blank.

**TOLEDO CITY SCHOOL DISTRICT
LUCAS COUNTY**

**SCHEDULE OF FEDERAL AWARDS EXPENDITURES
SUPPLEMENTAL SCHEDULE**

**ANALYSIS OF COST LIMITATIONS AND BUDGET TO ACTUAL, TITLE IIB
FOR THE YEAR ENDING JUNE 30, 2001**

CONTRACT NUMBER/COST CENTER	ALLOCATION	ADMINISTRATION MAXIMUM 20%	DIRECT TRAINING MINIMUM 50%	TRAINING RELATED & SUPPORTIVE SERVICES MAXIMUM 30%
<hr/>				
109-22-99 / (502-6350)				
TOTAL ALLOCATION	\$149,274.00	\$0.00	\$149,274.00	\$0.00
Expenditures:				
Expenditures 7/1/99-6/30/00	\$108,626.00	\$0.00	\$108,626.00	\$0.00
Expenditures 7/1/00-6/30/01	40,648.00	0.00	40,648.00	0.00
Total Expenditures	149,274.00	0.00	149,274.00	0.00
Unexpended Funds	0.00	\$0.00	\$0.00	\$0.00
Percentage of Allocation	0.00%	0.00%	0.00%	0.00%
Budget:				
FY01 Budget	40,648.00	\$0.00	\$40,648.00	\$0.00
Percentage Achieved	100.00%	0.00%	100.00%	100.00%
<hr/>				
109-22-98 / (502-6359)				
TOTAL ALLOCATION	\$142,400.00	\$9,500.00	\$132,900.00	\$0.00
Expenditures:				
Expenditures 7/1/98-6/30/99	\$115,381.00	\$0.00	\$115,381.00	\$0.00
Expenditures 7/1/99-6/30/00	6,701.00	6,701.00	0.00	0.00
Expenditures 7/1/00-6/30/01	20,318.00	2,799.00	17,519.00	0.00
Total Expenditures	142,400.00	9,500.00	132,900.00	0.00
Unexpended Funds	0.00	0.00	0.00	0.00
Percentage of Allocation	0.00%	0.00%	0.00%	0.00%
Budget:				
FY01 Budget	\$20,318.00	\$2,799.00	\$17,519.00	\$0.00
Percentage Achieved	100.00%	100.00%	100.00%	100.00%

Cost Categories - As defined by JTPA Regulations (627.440 and 631.13)

TOLEDO CITY SCHOOL DISTRICT
LUCAS COUNTY

SCHEDULE OF FEDERAL AWARDS EXPENDITURES
SUPPLEMENTAL SCHEDULE

ANALYSIS OF COST LIMITATIONS AND BUDGET TO ACTUAL, TITLE IIB
FOR THE YEAR ENDING JUNE 30, 2001

<u>TITLE IIB</u>	<u>PRIVATE INDUSTRY COUNCIL</u>	<u>AUDIT REPORT</u>	<u>VARIANCE</u>
109-22-99	\$40,648.00	\$40,648.00	\$0.00
109-22-98	20,318.00	20,318.00	0.00
Total CFDA #17.250	<u>\$60,966.00</u>	<u>\$60,966.00</u>	<u>\$0.00</u>

**TOLEDO CITY SCHOOL DISTRICT
LUCAS COUNTY**

**NOTES TO SCHEDULE OF FEDERAL AWARDS EXPENDITURES
JUNE 30, 2001**

NOTE A – SIGNIFICANT ACCOUNTING POLICIES

The accompanying Schedule of Federal Awards Expenditures (the Schedule) summarizes activity of the District's federal award programs. The schedule has been prepared on the cash basis of accounting, except expenditures of assistance passed through the Toledo Area Private Industry Council, which are presented on an accrual basis.

NOTE B – FOOD DISTRIBUTION

Non-monetary assistance, such as food received from the U.S. Department of Agriculture, is reported in the Schedule at the fair market value of the commodities received and consumed. Cash receipts from the U.S. Department of Agriculture are commingled with State grants. It is assumed federal monies are expended first. At June 30, 2001, the District had no significant food commodities in inventory.

NOTE C – MATCHING REQUIREMENTS

Certain Federal programs require that the District contribute non-Federal funds (matching funds) to support the Federally-funded programs. The District has complied with the matching requirements. The expenditure of non-Federal matching funds is not included on the Schedule.

This page intentionally left blank.



STATE OF OHIO
OFFICE OF THE AUDITOR
JIM PETRO, AUDITOR OF STATE

One Government Center
Room 1420
Toledo, Ohio 43604-2246
Telephone 419-245-2811
800-443-9276
Facsimile 419-245-2484
www.auditor.state.oh.us

**REPORT OF INDEPENDENT ACCOUNTANTS ON COMPLIANCE AND ON INTERNAL CONTROL
REQUIRED BY GOVERNMENT AUDITING STANDARDS**

Toledo City School District
Lucas County
420 East Manhattan Boulevard
Toledo, Ohio 43608-1294

To the Board of Education:

We have audited the financial statements of Toledo City School District (the District) as of and for the year ended June 30, 2001, and have issued our report thereon dated December 19, 2001. We conducted our audit in accordance with auditing standards generally accepted in the United States of America and the standards applicable to financial audits contained in *Government Auditing Standards*, issued by the Comptroller General of the United States.

Compliance

As part of obtaining reasonable assurance about whether the District's financial statements are free of material misstatement, we performed tests of its compliance with certain provisions of laws, regulations, contracts and grants, noncompliance with which could have a direct and material effect on the determination of financial statement amounts. However, providing an opinion on compliance with those provisions was not an objective of our audit and, accordingly, we do not express such an opinion. The results of our tests disclosed no instances of noncompliance that are required to be reported under *Government Auditing Standards*.

Internal Control Over Financial Reporting

In planning and performing our audit, we considered the District's internal control over financial reporting in order to determine our auditing procedures for the purpose of expressing our opinion on the financial statements and not to provide assurance on the internal control over financial reporting. Our consideration of the internal control over financial reporting would not necessarily disclose all matters in the internal control over financial reporting that might be material weaknesses. A material weakness is a condition in which the design or operation of one or more of the internal control components does not reduce to a relatively low level the risk that misstatements in amounts that would be material in relation to the financial statements being audited may occur and not be detected within a timely period by employees in the normal course of performing their assigned functions. We noted no matters involving the internal control over financial reporting and its operation that we consider to be material weaknesses. However, we noted other matters involving the internal control over financial reporting that do not require inclusion in this report, that we have reported to management of the District in a separate letter dated December 19, 2001.

Toledo City School District
Lucas County
Report of Independent Accountants on Compliance and on Internal Control
Required by *Government Auditing Standards*
Page 2

This report is intended for the information and use of the audit committee, management, Board of Education, federal awarding agencies and pass-through entities, and is not intended to be and should not be used by anyone other than these specified parties.

Jim Petro
Auditor of State

December 19, 2001



STATE OF OHIO
OFFICE OF THE AUDITOR
JIM PETRO, AUDITOR OF STATE

One Government Center
Room 1420
Toledo, Ohio 43604-2246
Telephone 419-245-2811
800-443-9276
Facsimile 419-245-2484
www.auditor.state.oh.us

**REPORT OF INDEPENDENT ACCOUNTANTS ON COMPLIANCE WITH REQUIREMENTS
APPLICABLE TO MAJOR FEDERAL PROGRAMS AND INTERNAL CONTROL OVER
COMPLIANCE IN ACCORDANCE WITH OMB CIRCULAR A-133**

Toledo City School District
Lucas County
420 East Manhattan Boulevard
Toledo, Ohio 43608-1294

To the Board of Education:

Compliance

We have audited the compliance of Toledo City School District (the District) with the types of compliance requirements described in the *U.S. Office of Management and Budget (OMB) Circular A-133, Compliance Supplement* that are applicable to each of its major federal programs for the year ended June 30, 2001. The District's major federal programs are identified in the summary of auditor's results section of the accompanying schedule of findings. Compliance with the requirements of laws, regulations, contracts and grants applicable to each of its major federal programs is the responsibility of the District's management. Our responsibility is to express an opinion on the District's compliance based on our audit.

We conducted our audit of compliance in accordance with auditing standards generally accepted in the United States of America; the standards applicable to financial audits contained in *Government Auditing Standards*, issued by the Comptroller General of the United States; and OMB Circular A-133, *Audits of States, Local Governments, and Non-Profit Organizations*. Those standards and OMB Circular A-133 require that we plan and perform the audit to obtain reasonable assurance about whether noncompliance occurred with the types of compliance requirements referred to above that could have a direct and material effect on a major federal program. An audit includes examining, on a test basis, evidence about the District's compliance with those requirements and performing such other procedures as we considered necessary in the circumstances. We believe that our audit provides a reasonable basis for our opinion. Our audit does not provide a legal determination on the District's compliance with those requirements.

In our opinion, the District complied, in all material respects, with the requirements referred to above that are applicable to each of its major federal programs for the year ended June 30, 2001.

Internal Control Over Compliance

The management of the District is responsible for establishing and maintaining effective internal control over compliance with requirements of laws, regulations, contracts and grants applicable to federal programs. In planning and performing our audit, we considered the District's internal control over compliance with requirements that could have a direct and material effect on a major federal program in order to determine our auditing procedures for the purpose of expressing our opinion on compliance and to test and report on internal control over compliance in accordance with OMB Circular A-133.

Our consideration of the internal control over compliance would not necessarily disclose all matters in the internal control that might be material weaknesses. A material weakness is a condition in which the design or operation of one or more of the internal control components does not reduce to a relatively low level the risk that noncompliance with applicable requirements of laws, regulations, contracts and grants that would be material in relation to a major federal program being audited may occur and not be detected within a timely period by employees in the normal course of performing their assigned functions. We noted no matters involving the internal control over compliance and its operation that we consider to be material weaknesses.

Schedule of Federal Awards Expenditures

We have audited the general-purpose financial statements of the District as of and for the year ended June 30, 2001, and have issued our report thereon dated December 19, 2001. Our audit was performed for the purpose of forming an opinion on the general-purpose financial statements taken as a whole. The accompanying schedule of federal awards expenditures is presented for purposes of additional analysis as required by OMB Circular A-133 and is not a required part of the general-purpose financial statements. Such information has been subjected to the auditing procedures applied in the audit of the general-purpose financial statements and, in our opinion, is fairly stated, in all material respects, in relation to the general-purpose financial statements taken as a whole.

This report is intended for the information and use of the audit committee, management, Board of Education, federal awarding agencies, and pass-through entities, and is not intended to be and should not be used by anyone other than these specified parties.

Jim Petro
Auditor of State

December 19, 2001

**TOLEDO CITY SCHOOL DISTRICT
LUCAS COUNTY**

**SCHEDULE OF FINDINGS
OMB CIRCULAR A -133 § .505
JUNE 30, 2001**

1. SUMMARY OF AUDITOR'S RESULTS

(d)(1)(i)	Type of Financial Statement Opinion	Unqualified
(d)(1)(ii)	Were there any material control weakness conditions reported at the financial statement level (GAGAS)?	No
(d)(1)(ii)	Were there any other reportable control weakness conditions reported at the financial statement level (GAGAS)?	No
(d)(1)(iii)	Was there any reported material noncompliance at the financial statement level (GAGAS)?	No
(d)(1)(iv)	Were there any material internal control weakness conditions reported for major federal programs?	No
(d)(1)(iv)	Were there any other reportable internal control weakness conditions reported for major federal programs?	No
(d)(1)(v)	Type of Major Programs' Compliance Opinion	Unqualified
(d)(1)(vi)	Are there any reportable findings under § .510?	No
(d)(1)(vii)	Major Programs (list):	-Child Nutrition Cluster CFDA # 10.550, 553, 555, 558, 559 -Vocational Education-Basic Grants to States CFDA # 84.048 -Safe and Drug Free Schools and Communities - National Programs CFDA # 84.184 -Technology Literacy Challenge Fund Grants CFDA # 84.318
(d)(1)(viii)	Dollar Threshold: Type A\B Programs	Type A: > \$1,015,842 Type B: all others
(d)(1)(ix)	Low Risk Auditee?	Yes

**2. FINDINGS RELATED TO THE FINANCIAL STATEMENTS
REQUIRED TO BE REPORTED IN ACCORDANCE WITH GAGAS**

None.

3. FINDINGS AND QUESTIONED COSTS FOR FEDERAL AWARDS

None.

Toledo Public Schools

The Power Of Learning



Comprehensive Annual Financial Report



Fiscal Year Ended

June 30, 2001

Toledo City School District,
Ohio



Comprehensive Annual Financial Report




Fiscal Year Ended
June 30, 2001

Toledo City School District,
Ohio

Prepared by:
Treasurer's Division
David R. Nissen
Treasurer

420 East Manhattan Boulevard
Toledo, Ohio 43608-1267
419/729-8367

Old West End Academy is the district's newest school. It opened August 16, 2001 to 174 students in pre-kindergarten through third grade. Students have come from all across the district, including some children who attended private and charter schools last year. Over 300 students are on a waiting list to attend this innovative new academy.




Toledo Public Schools
The Power Of Learning


CAE
Toledo Board
of Education




Peter Silverman
President



David E. Welch
Vice-President



Terry L. Glazer



Larry Sykes



Patricia A. Kennedy



Eugene T. W. Sanders, Ph. D.
Superintendent and CEO



David R. Nissen
Treasurer



Toledo Public Schools

The Power Of Learning

**TOLEDO CITY SCHOOL DISTRICT, OHIO
COMPREHENSIVE ANNUAL FINANCIAL REPORT
FOR THE YEAR ENDED JUNE 30, 2001**

TABLE OF CONTENTS

<u>INTRODUCTORY SECTION</u>	<u>PAGE</u>
Introductory Letter	I-1
Members of the Board of Education, Superintendent, Treasurer Team Management, Cabinet, and Expanded Cabinet	I-15
Organizational Chart of Cabinet, and Expanded Cabinet	I-16
Organizational Chart of Treasurer's Division	I-17
Certificate of Achievement, GFOA	I-18
Certificate of Achievement, ASBO	I-20
<u>FINANCIAL SECTION</u>	
Report of Independent Accountants	F-2
General Purpose Financial Statements:	
Combined Balance Sheet- All Fund Types and Account Groups	F-4
Combined Statement of Revenues, Expenditures, and Changes in Fund Balances- All Governmental Fund Types and Expendable Trust Funds	F-6
Combined Statement of Revenues, Expenditures, and Changes in Fund Balances- Budget and Actual (Non- GAAP Budgetary Basis) -All Governmental Funds	F-8
Combined Statement of Revenues, Expenses, and Changes In Retained Earnings/Fund Balance- All Proprietary Fund Types and Non-Expendable Trust Funds	F-12
Combined Statement of Cash Flows- All Proprietary Fund Types and Non-Expendable Trust Funds	F-13
Notes to the Financial Statements	F-14
Supporting Statements and Schedules:	
General Fund:	
Schedule of Revenues, Expenditures, and Changes in Fund Balance- Budget and Actual (Non-GAAP Budgetary Basis)	FS-2

TABLE OF CONTENTS- CONTINUED

FINANCIAL SECTION- CONTINUED

Supporting statements and schedules- continued

Special Revenue Funds:

Combining Balance Sheet	FS-10
Combining Statement of Revenues, Expenditures, and Changes in Fund Balance	FS-18
Schedule of Revenues, Expenditures, and Changes in Fund Balance- Budget and Actual (Non-GAAP Budgetary Basis)	FS-26

Debt Service Fund:

Schedule of Revenues, Expenditures, and Changes in Fund Balance- Budget and Actual (Non-GAAP Budgetary Basis)	FS-104
---	--------

Capital Projects Funds:

Combining Balance Sheet	FS-106
Combining Statement of Revenues, Expenditures and Changes in Fund Balance	FS-107
Schedule of Revenues, Expenditures, and Changes in Fund Balance- Budget and Actual (Non-GAAP Budgetary Basis)	FS-109

Enterprise Funds:

Combining Balance Sheet	FS-116
Combining Statement of Revenues, Expenses, and Changes in Retained Earnings	FS-117
Combining Statement of Cash Flows	FS-118

Internal Service Funds:

Combining Balance Sheet	FS-120
Combining Statement of Revenues, Expenses, and Changes in Retained Earnings	FS-121
Combining Statement of Cash Flows	FS-122

TABLE OF CONTENTS- CONTINUED

FINANCIAL SECTION- CONTINUED

Trust and Agency Funds:

Combining Balance Sheet	FS-124
Statement of Changes in Assets and Liabilities- Agency Funds	FS-125

General Fixed Asset Account Group:

Schedule of General Fixed Assets by Source	FS-127
Schedule of General Fixed Assets by Function and Type	FS-128
Schedule of Changes in General Fixed Assets by Activity	FS-128

STATISTICAL SECTION

General Governmental Revenues by Source	S-2
General Governmental Expenditures by Function	S-2
Property Tax Levies and Collections	S-4
Assessed and Estimated Actual Value of Taxable Property	S-5
Property Tax Rates- Direct and Overlapping Governments	S-6
Ratio of Net General Bonded Debt to Assessed Value and Net Bonded Debt Per Capital	S-7
Computation of Legal Debt Margin	S-8
Ratio of Annual Debt Service Expenditures for General Bonded Debt to Total General Expenditures	S-9
Computation of Direct and Overlapping Debt	S-10
Demographic Statistics	S-11
Property Values, Construction Activity, and Bank Deposits	S-12
Principal Property Taxpayers	S-13
Toledo Area Employers of 1000 or more	S-14
Miscellaneous Statistical Data	S-15

THIS PAGE INTENTIONALLY LEFT BLANK



Treasurer's Division

December 19, 2001

David R. Nissen
Treasurer

Board of Education
Toledo City School District, Ohio
420 East Manhattan Boulevard
Toledo, Ohio 43608-1267

Dear Board Members:

The Comprehensive Annual Financial Report (CAFR) of the Toledo City School District (District), Lucas County, Ohio, for the Fiscal Year Ended June 30, 2001, is hereby submitted. Responsibility for both the accuracy of the data, and the completeness and fairness of the presentation, including all disclosures, rests with the District. To the best of our knowledge and belief, the enclosed data is accurate in all material respects and is reported in a manner designed to present fairly the financial position and results of operations of the various funds and account groups of the District. All disclosures necessary to enable the reader to gain an understanding of the District's financial activities have been included.

The CAFR is presented in three sections: Introductory, Financial, and Statistical. The Introductory Section includes this transmittal letter, an organizational chart of the District, an organizational chart of the Treasurer's Division, and a list of the Members of the Board of Education and the Management Team. The Financial Section includes the General-Purpose Financial Statements, the Combining and Individual Fund and Account Group Financial Statements and Schedules, as well as the Auditor's Report on the Financial Statements and Schedules. The Statistical Section includes selected financial and demographic information generally presented on a multi-year basis.

The District provides a full range of educational programs and services. These include elementary and secondary curriculum offerings at the general, college preparatory, and vocational levels; a broad range of co-curricular and extracurricular activities; adult and community education offerings; and special education services. In addition, the District provides state-financed assistance to non-public schools located within its boundaries. This assistance is accounted for in a Special Revenue Fund. The Non-Public School Operations and Lucas County Education Service Center have not met the established criteria for inclusion in the reporting entity and, accordingly, are excluded from this report.

ECONOMIC CONDITIONS AND OUTLOOK

The District is located in Lucas County, Ohio, and encompasses most of the City of Toledo. Forty-three percent of the United States and forty-seven percent of the Canadian industrial markets, as well as thirty-eight percent of the United States and thirty-five percent of the Canadian population, are within a 500-mile radius of Toledo. The Toledo Metropolitan Area offers 25 industrial parks, seven of which are located within the Toledo City School District. Statistics indicate that employment in the Toledo area-manufacturing industries represent only about one-fourth of the available jobs in the area. The majority of work is found in non-manufacturing areas such as service industries, retail trade, and government jobs.

Transportation plays an important role in the Toledo area economy. The Port of Toledo is one of the nation's largest shippers of coal and grain. The Port offers a foreign trade zone encompassing 300,000 square feet of covered storage area serviced by ship, rail, and truck. Toledo is one of the nation's largest rail hubs with six major lines serving the area. Intrastate and interstate truck services are provided by more than 100 common carriers, including almost all major truck lines, as well as approximately 30 local cartage companies.

Toledo Express Airport offers both general and commercial aviation services. Commercial airlines operating out of Toledo provide direct and connecting services to such major cities as Denver, Atlanta, Chicago, Cleveland, New York, Miami, Pittsburgh, Detroit, Dallas, St. Louis, Washington D.C. and many others. The airport handles airfreight as well, with this component growing considerably in recent years with the addition of BAX Global. During Fiscal Year, 2001, BAX Global was added to the Toledo Area Employers of 1,000 or more.

During the spring of 2001, Daimler-Chrysler began production at the newly constructed \$600 million Jeep Plant. The first new auto assembly plant of the 21st century produces the Jeep Cherokee and the newly introduced Jeep Liberty. The Jeep project represents a \$1.2 billion total investment. Daimler-Chrysler's Jeep operating plant and Perrysburg machining plant employs approximately 7,400 employees within the Toledo Metropolitan area. Two other major projects were completed during fiscal year 2001 that included a \$21 million Daimler-Chrysler Logistics Expansion Facility creating approximately 300 new jobs and a \$5.9 million expansion of the Libbey Inc. Manufacturing Plant, which added 50 new jobs.

Several major new construction projects have been initiated within the Toledo Metropolitan area. The Lucas County Commissioners broke ground on a new Mud Hens Stadium, in the Warehouse District. The Mud Hens, a Triple A baseball team, is in the Detroit Tigers farm system. The Toledo Hospital/ProMedica and St. Vincent's Mercy Medical Center started construction of new medical facilities. The voters of the City of Toledo amended Section 79 to the City Charter which will enable the City to assist the private development of a proposed \$30 million Marina Expansion and Riverside Modernization.

Like all areas of the Country, the local economy has slowed; however, the future economic outlook for the area remains positive. The Toledo Metropolitan Area ranked 34th in the December 2000 INC. Magazine's listing of the top 50 "Best Small Metro Areas" to do business.

The area has diverse recreational, cultural, and educational resources. The City of Toledo has over 100 parks ranging from small neighborhood playgrounds to large centralized parks with full recreational facilities including picnic areas, ball diamonds, tennis courts, and swimming pools. The Maumee River and Lake Erie offer many water sport activities such as boating, sailing,

water skiing, and fishing. The Area Metropark System has over 6,000 acres in nine locations. Local professional sports include the Toledo Mudhens Baseball Team, the Toledo Storm Hockey Team, the Annual National PBA Bowling Tournament and the Annual LPGA Golf Tournament. There are over 20 public and private golf courses in the area. The Toledo Zoo ranks among the best in the country. Toledo also boasts the world-renowned Toledo Museum of Art, which houses over 700 paintings, 5,000 pieces of glass, and a nationally respected symphony. Continuing and Advanced Education is available at the University of Toledo, University of Toledo Community and Technical College, Medical College of Ohio, Bowling Green State University, Owens Community College, and Lourdes College.

SIGNIFICANT ACCOMPLISHMENTS FOR THE YEAR

The 2000-2001 school year was a banner year for the District in many ways. On August 8, 2000, the voters approved the renewal of a 2.5 mill Capital Improvements Levy that will generate approximately \$5 million in annual revenue over the next five (5) years. The issue passed with a 73% approval rate, showing an overwhelming support of the District by the community. Having no time to rest on its laurels, the District was devising a strategy and developing a plan for passage of a new 6.5 mill 3-year Operating Levy. The District had lost an attempt to pass a similar levy the previous March. As a result of that failure, Toledo Public Schools had the difficult task of reducing expenditures of approximately \$16 million dollars from its budget. Determined to produce a winning effort, support was sought, and gained, from a broad-based group of stakeholders who worked in a highly coordinated fashion with District leadership to position the new levy for success. On November 7, 2000, Toledo Public Schools received a vote of confidence for the District with a positive majority (53% approval rate) passing the 6.5 mill Operating Levy. This levy provided the first new operating money the District has seen in a decade. This 6.5 mill three-year Operating Levy generates approximately \$16 million dollars annually. Passage of both levies represented a solid victory for the Toledo City School District and the 38,000 students it serves.

The leadership that helped to pass the levy continued to help the District in its reform efforts. The Committee for School Reform was born from the levy work. This Committee, of about 30 people from all segments of the community, collaborates with Toledo Public Schools to improve student achievement and all aspects of District performance. The Committee was designated as the lead group to work with the Toledo Board of Education in developing a Five-Year Strategic Plan.

A major initiative to raise student achievement in elementary schools began with the creation of Project STAR (Striving Toward Academic Reform). Eight elementary buildings were selected to be part of Project STAR, based on the need for improvement in their scores on the Fourth and Sixth Grade Ohio Proficiency Tests. The schools received additional funds and intensive support to help them focus and fine-tune their efforts to raise achievement. As a result, three of the eight schools made such strong gains that they were advanced to STAR PLUS category for the next school year. The success of the program resulted in additional schools being added to the STAR program. This project was, and is, a major collaboration of District administrators, teachers, principals and parents.

Across the District, students made gains in passing rates on several of the Ohio Proficiency Tests. While Toledo Public Schools remains in Academic Emergency on the State of Ohio's Local Report Card, the District saw improvement in 9 of the 27 performance categories. Over three years, positive growth took place in sixth grade mathematics scores, and in twelfth grade

math and writing scores. Compared to similar large urban districts, Toledo Public Schools demonstrated its best performance in sixth grade citizenship, math and science, and in twelfth grade reading. Toledo Public Schools demonstrated performance that was above similar large urban districts in 17 of the 27 categories.

The District has acted on a recommendation from the State that students be assessed more frequently, prior to the proficiency tests, with a major new and promising initiative. In fourth and sixth grades throughout the District, Toledo Public Schools has initiated use of PRO-Ohio (Proficiency Report of Outcomes), a system of diagnostic tests and reports designed to help teachers and parents prepare students to pass the Ohio Proficiency Tests.

A new school, the Old West End Academy, opened during the 2000-2001 school year to rave reviews from students, parents, teachers, and the community. Families are delighted with the innovations built into this forward-looking academy, which features a longer school day, a longer school year, and a student/teacher ratio of 20 to 1. Students are provided with an academically, challenging curriculum, including the Direct Instruction reading program, Saxon Math (a scripted, hands-on program that repeats skills until they are mastered), TAPESTRIES (an inquiry based science program), and daily French language instruction. Children proudly wear uniforms, and their parents willingly sign a parent contract that requires attendance at quarterly parent/teacher conferences and volunteer a minimum of ten (10) hours per year in school-related activities. Parents are also required to promote daily attendance and provide time and support for the completion of homework. The school is filled to capacity and there is a waiting list of hundreds of students. The District invested over \$850,000 in improvements to the school and grounds. The spirit caught fire with a local business partner who made it possible for the academy to get a \$35,000 safe and accessible new playground, all being built in one day with the help of 300 volunteers.

The Class of 2001 garnered more than \$6.1 million in scholarship offers to prestigious colleges and universities throughout the country. The District's Annual High School Graduates Survey (response of 390 out of 1,348 graduates) reveals that ninety-six percent (96%) of the graduates are either working, in higher education, in the military, or some combination of those pursuits.

Another major initiative of the District has been the establishment of six Core Values to guide Toledo Public Schools toward improved teaching and learning. It is believed that if every employee fully understands and internalized these values, they will become a reality in all our daily activities, and improvement will follow. The District reached out in a major way to the community through a series of seven Community Forums, conducted in March, 2001. The Core Values are Collaboration, Rigorous Academic Curriculum, Excellence in Every Job, Focus on Customer Service, Community Involvement and Parental Support, and Employee Promotion of Student Success.

Collaboration for the benefit of students and employees was most evident in the results of contract settlements with the District's three bargaining units – the Toledo Federation of Teachers (TFT), the Toledo Association of Administrative Personnel (TAAP), and the American Federation of State, County, and Municipal Employees (AFSCME). Key elements of both the TFT and TAAP contract include a longer school day, higher academic standards, more communication with parents, support for low-performing schools, enhanced professional development, and better service to special needs students. Evaluation for all teachers, stability in teacher assignments, and expansion of the Leadership Development Program for principals are also proving to benefit students and the District, as a whole.

Prior to the 2000-2001 school year, E-Mail had been used in the District for about six years, but on a limited basis. "You've Got Mail!" became reality for thousands of District employees and a growing number of students. It might be said, that rapidorder E-Mail quickly became a major business tool for the District as more and more users experienced its utility. Some schools were also able to set up systems that allowed parents to connect. The District website, where numerous E-Mail addresses could be found, truly became an interactive resource as more and more people, both inside and outside the District, used this powerful communication tool.

Ongoing professional development is a key component of any successful operation. Toledo Public Schools made a major new commitment by launching "The Reading Academy", the District's Professional Development Program aimed at helping elementary teachers at selected schools do an outstanding job of teaching students to read. Funded by a \$1 million State grant, the program enabled teachers who successfully completed the program to earn their certification as reading specialists.

At the secondary level, two noteworthy developments were initiated. The University of Toledo and Bowling Green State University were awarded millions of dollars in grants to help put college within the reach of many low-income Toledo Public School students. These GEAR UP (Gaining Early Awareness and Readiness for Undergraduate Programs) grants provided extra help to students in three Toledo Public School junior high schools. Through the grants, partnerships were formed with the universities, community organizations, and businesses to work with entire grade levels of students in such areas as tutoring, mentoring, information on college preparation and financial aid, an emphasis on core academic preparation, and, in some cases, scholarships.

To develop additional and greater parent involvement, Toledo Public Schools contracted with parent coordinators for each of the District's seven learning communities (a learning community is the high school and associated junior high and elementary schools). The coordinators worked to involve more parents, serve as links for parents between the school and home, and increase communication with parents in their areas through parent newsletters and other outreach efforts.

Focus on reform was felt not only in the elementary schools, but also in the secondary schools. Bowsher High School began a serious effort to implement a secondary school reform model program known as High Schools That Work. This program stresses a solid academic core curriculum for every student and holds schools accountable for preparing students for careers and post-secondary education. Its emphasis on academic requirements, project-based learning, interdisciplinary teaching and greater need for faculty planning meant that the school day had to be overhauled. In fact, this year, Bowsher High School has gone to a new block schedule.

Toledo Public Schools held a District-Wide musical concert to celebrate its 150th anniversary in 1999-2000. That event was so well received, the District held a concert again, this time to thank the community for their support of the levy passed in November. In "Music from the Heart," Toledo Public Schools sent a Valentine to the community by presenting a beautiful, free concert in February, at The Peristyle in The Toledo Museum of Art. The concert showcased the District's Music Department and students from kindergarten through 12th grade. Students provided decoration assistance, acted as on-stage narrators between musical selections and performed in handbell choirs, voice choirs, string orchestra and jazz band.

Other significant traditions included the annual Jefferson-Madison Leadership Camp experience for high school leaders. Just before Thanksgiving, students from all seven high schools attended a three-day camp centered on the theme of student leadership. The District's valedictorians and salutatorians were honored at the annual Celebration of Excellence dinner held at The Toledo Club in May.

As the District moves forward in the 21st century, it was fitting that a new logo for Toledo Public Schools, The Power of Learning, was created to position the District as a District facing the future and welcoming all to participate in the Power of Learning.

MAJOR INITIATIVES FOR THE FUTURE

Clearly, the most extraordinary of opportunities surfaced when the Ohio Legislature created the Ohio School Facilities Commission, placing \$10.2 billion, in tobacco settlement monies in a fund to renovate, repair and rebuild Ohio schools. The District began its participation in the process that likely will lead, with Board of Education approval, to placing a bond issue on the ballot in November of 2002. A state-appointed team of architects and engineers, Jacobs Facilities Inc, assessed all schools in the District. A 23-point inspection was made of each building. The results of those assessments point toward a potential massive rebuilding of the District's schools. In June, the educational planning company working with Toledo Public Schools, DeJong & Associates, in conjunction with the Ohio School Facilities Commission, conducted the first community dialogue, about what citizens might want future educational environments to be like. Thus began the District's involvement in what may be the single largest capital building project in the history of the City of Toledo.

DEPARTMENT FOCUS

The Treasurer's Division has continued to show leadership and growth by striving for excellence in developing and implementing sound fiscal management, accounting and reporting standards.

Revenue Sharing Agreements between the City of Toledo, Toledo City School District and Washington Local Schools have been extended. Since the inception of Revenue Sharing Agreements, over 70 companies have been approved for tax abatement with "Contributions in Lieu of Taxes" totaling over \$4,000,000. These Agreements promote the economic welfare of our community by creating new jobs, while retaining and preserving existing jobs and employment opportunities, as facilities are established, expanded, renovated or occupied within designated Enterprise Zones. It is hoped that the success of these Tax Exemption Revenue Sharing Agreements will set the stage for future cooperation between government entities.

The Treasurer's Division has successfully implemented a Direct Deposit Program for the District's employees. As of December of 2001, approximately 51% of the administrative employees, 68% of the teaching employees, and 45% of the non-certified employees were taking advantage of the Direct Deposit option. This program not only provides our employees with better banking services and a broader number of banking options, but it is cost effective to the District and will allow us to operate more efficiently. The Payroll Department continues to encourage additional participation in the program. The recently approved labor contracts now make Direct Deposit mandatory for all new employees hired after August 1, 2001.

The Treasurer's Division, in collaboration with the Computer Services Department, increased payroll information provided to the District's 5,000 employees on a bi-weekly basis.

Enhancements to the employee pay-stub now provide employees with more detailed information on additional earnings, thus improving operational efficiencies of the Payroll Department by eliminating the number of phone calls received between pay periods asking for an explanation of an individual's supplemental earnings.

Direct Deposit for the Community Alternative Funding System (CAFS) Medicaid reimbursements has continued, thereby increasing the interest earned on inactive funds of the Toledo City School District. Arrangements were made to ensure that quarterly reports submitted by the Community Alternative Funding System (CAFS), were completed on a timely basis, which made it possible for the Toledo City Schools to more accurately estimate anticipated revenues. Numerous meetings have occurred with State officials and legislators to explore other sources of new revenue for the School District, and to provide input or gain insight into new funding opportunities.

The Toledo City School District has maintained its current debt rating of "A+" with Standard and Poors Rating Agency. Financial information was provided to all external-rating agencies resulting in our maintaining the above-mentioned rating. Financial information was also furnished to the Ohio Municipal Advisory Council (OMAC), which has applied for and received the designation of being the State Information Depository (SID) for the State of Ohio. The establishment of SID provides the State with more uniform central distribution of financial information to debt holders and potential bidders of debt for the Toledo City School District. The Toledo City Schools' "A+" rating continues to be unique to large city school districts in the State of Ohio. It speaks well of our financial stability and fiscal integrity.

The Treasurer's Division implemented requirements of the Ohio Legislature as they relate to the mandatory preparation of a Five-Year Revenue and Expenditure Forecast, the multi-year Certification of Estimated Revenues, and the proper identification and appropriation of DPIA Funds. One provision of this bill requires the Board of Education to submit a Five-Year Financial Forecast to the Department of Education. The 2001 Five-Year Financial Forecast was presented to the Board of Education for adoption in December of 2001.

An additional provision of the Legislature requires the President of the Board of Education, the Superintendent and the Treasurer to certify that adequate revenue will be available to maintain all personnel, programs, and services essential to the operation of an adequate educational program for the length of each contract up to five years. This certification is now attached to all contracts, leases, and other business transactions as required by law. Procedures are in place to ensure compliance.

During the past year, the Treasurer's Division has focused on improving the financial position of the District. The Division has actively studied all possible alternatives to property tax financing, searched for additional revenue sources, and implemented cost saving measures. The Treasurer's Division staff will continue to maintain a high level of service and support, and identify ways to improve communications with their customers. They will continue to improve internal controls, management practices, technology utilization and enhancements, operational efficiencies, and financial processes in order to assure the fiscal integrity of District assets and maintain excellent audit results. They will continue to focus on the Board's primary objective of improving educational opportunities for the children in our community.

Other goals and objectives that were formulated and adopted for the 2000-2001 Fiscal Year included:

- Work with the Ohio Facilities Commission and the District's Business Division to ensure that future school building programs will be successfully implemented;
- Review and amend, where necessary, all Board of Education policies in the Fiscal Section of the Board Policy Manual;
- Perform a comprehensive property and equipment valuation of all fixed assets to ensure that the District is in full compliance to implement Governmental Accounting Standards Board (GASB), Statement No. 34;
- Institute "Positive Pay" banking service for the District's payroll account in order to prevent fraudulent account activity;
- Convert payroll checks, W-2's and 1099's from carbonized to laser printing technology;
- Explore the use of laser printed checks and Automated Clearing House (ACH) payments for selected vendors in the Division of General Accounting to enhance departmental efficiencies;
- Work with the Records Commission, the Ohio Historical Society, and the Office of the Auditor of State to obtain approval to destroy aged District records in accordance with Record Retention guidelines contained in the Ohio Revised Code; and
- Work cooperatively with the Business Division to implement PeopleSoft financial software, thereby improving the effectiveness and efficiency of all financial and human resource operations.

FINANCIAL INFORMATION

Internal Controls: The Management of the District is responsible for establishing an internal control structure designed to ensure that the assets of the District are protected from loss, theft, or misuse, and to ensure that adequate accounting data is compiled to allow for the preparation of financial statements in conformity with Generally Accepted Accounting Principles. The internal control structure is designed to provide reasonable, but not absolute, assurance that these objectives are met. The concept of reasonable assurance recognizes that: (1) the cost of a control should not exceed the benefits likely to be derived; and (2) the valuation of cost and benefit requires estimates and judgments by management.

Single Audit: As a recipient of Federal and State Financial Assistance, the District also is responsible for requiring that an adequate internal control structure is in place to ensure compliance with applicable laws and regulations related to these programs. This internal control structure is subject to periodic evaluation and audit by management and staff of the District.

As a part of the District's Single Audit, tests are made to determine the adequacy of the internal control structure, including that portion relating to Federal Financial Assistance programs, as well as to verify that the District has complied with applicable laws and regulations. The results of the District's Single Audit for the Fiscal Year ended June 30, 2001, as of this writing, revealed no instances of material weakness in internal control structure or significant violations of applicable laws and regulations.

Budgetary Controls: The District maintains budgetary controls and ensures compliance with legal provisions through the adoption of the Annual Appropriation Measure approved by the Board of Education. The Annual Appropriation Measure embodies all funds of the District. Function and object within all individual funds and cost centers for Special Revenue Funds and Capital Project Funds establish the level of budgetary control, and expenditures cannot legally exceed the appropriated amount. The District also maintains an encumbrance system to assist in budgetary

control. Unencumbered appropriations lapse at year-end. The District obtained an Official Amended Certificate of Estimated Revenues on June 30, 2001.

As illustrated by the statements and schedules included in the Financial Section of this report, the District continues to meet its responsibility for sound fiscal management.

General Fund: The following schedule is a summary of General Fund revenues for the Fiscal Year ended June 30, 2000 and June 30, 2001, and the amount and percentage of increases and decreases :

<u>Revenues</u>	<u>June 30, 2000</u> <u>Amount</u>	<u>June 30, 2001</u> <u>Amount</u>	<u>Percent</u> <u>of Total</u>	<u>Amount of</u> <u>Difference</u>	<u>Percent</u> <u>Difference</u>
Taxes	\$89,412,273	\$95,233,099	36.57%	\$5,820,826	6.51%
Tuition	1,109,732	785,970	0.30%	(323,762)	-29.17%
Transportation Fees	183,229	298,867	0.11%	115,638	63.11%
Investment Earnings	2,497,587	3,077,894	1.18%	580,307	23.23%
Extracurricular Activities	1,083	60	0.00%	(1,023)	-94.46%
Classroom Materials and Fees	259,694	215,101	0.08%	(44,593)	-17.17%
State Sources	148,301,871	157,769,579	60.58%	9,467,708	6.38%
Federal Sources	844,330	754,365	0.29%	(89,965)	-10.66%
Miscellaneous Revenue	8,986,686	2,282,503	0.88%	(6,704,183)	-74.60%
Total Revenues	<u>\$251,596,485</u>	<u>\$260,417,438</u>	<u>100.00%</u>	<u>\$8,820,953</u>	<u>3.51%</u>

Tax revenues account for approximately 36.57% of total General Fund revenues - a proportion fairly typical of Ohio school districts. The amount collected remains relatively constant reflecting a stable property tax base.

The amount of growth in the State Sources revenue was due to an increase in the Foundation Program. This program allocates State dollars to the Ohio school districts based upon a basic aid formula which takes into account factors such as: (1) local ability to pay for education (tax base); (2) enrollment; (3) a per pupil allocation; and (4) allocations for various categorical programs such as special education, vocational education, transportation, etc.

Miscellaneous revenues decreased due, in part, to one-time payments of \$4,570,630 from the Coca-Cola contract and a \$1,978,997 Workers Compensation refund received in 2000.

The following schedule is a summary of General Fund expenditures for the Fiscal Year ended June 30, 2000 and June 30, 2001, and the amount and percentage of increases and decreases:

<u>Expenditures</u>	<u>June 30, 2000</u> <u>Amount</u>	<u>June 30, 2001</u> <u>Amount</u>	<u>Percent</u> <u>of Total</u>	<u>Amount of</u> <u>Difference</u>	<u>Percent</u> <u>Difference</u>
Current:					
Instruction	\$138,693,350	\$140,789,559	58.41%	\$2,096,209	1.51%
Support Services	93,480,267	90,471,629	37.54%	(\$3,008,638)	-3.22%
Non-Instructional					
Services	8,661,983	6,743,647	2.80%	(\$1,918,336)	-22.15%
Extracurricular Activities	2,566,882	2,321,515	0.96%	(\$245,367)	-9.56%
Capital Outlay	330,972	97,074	0.04%	(\$233,898)	-70.67%
Debt Service:					
Principal Retirement	737,338	543,477	0.23%	(\$193,861)	-26.29%
Interest	75,635	53,384	0.02%	(\$22,251)	-29.42%
Total Expenditures	<u>\$244,546,427</u>	<u>\$241,020,285</u>	<u>100.00%</u>	<u>(\$3,526,142)</u>	<u>-1.44%</u>

The largest expenditures in the General Fund budget are in the Instructional/Support Services areas. Approximately \$.95 of every dollar is spent on activities dealing directly with teaching pupils and support services to supplement the teaching process. Salaries of teachers, counselors, and classroom aides, as well as the cost of textbooks and instructional materials are examples of expenditures in these functional areas. Reductions in expenditures in the support services, non-instructional services, extracurricular activities and capital outlay were due, in large part, to budget reductions prior to the passing of two levy initiatives. A hiring freeze resulted in certain non-critical positions not being filled. The decrease in the debt service area is due to lease agreements beginning to expire.

Special Revenue Funds: Special Revenue funds consist primarily of local, state, and federal grants to the District. Examples include the Disadvantaged Pupil Impact Aid, Auxiliary Services, Special Education, and E.C.I.A. Chapter I. During fiscal year 2000 and 2001 total revenues were \$52,852,323 and \$68,528,291 respectfully, for a percentage increase of 29.66%. During fiscal year 2000 and 2001, total expenditures were \$54,073,981 and \$62,390,047 respectfully, for a percentage increase of 15.40%. The primary difference was due to a significant increase in the Disadvantaged Pupil Impact Aid revenues and expenditures. All other differences were attributable primarily to timing differences between revenue and expenditures. The effect of level expenditures combined with the uneven nature of certain receipts can result in a minor imbalance condition at any given point in time.

Debt Service Fund: The Debt Service Fund accounts for the accumulation of resources for, and payment of, interest and principal on Long-Term Debt reported in the District's General Long-Term Obligations Account Group. Principal and interest retirement amounted to \$1,072,918 in 2000 and \$1,124,940 in 2001 for a 4.85% decrease. The District's outstanding Long-Term Note and General Obligation Bond Principal as of June 30, 2001 is \$1,810,506 payable through the year 2006.

Capital Projects Funds: The Capital Projects Funds are used to account for transactions relating to the acquisition, construction, or improvement of capital assets. Expenditures from the Capital Projects Funds totaled \$8,614,346 in 2000 and \$6,432,830 in 2001 for a 25.32% decrease. The decrease was due to budget reductions prior to passage of levy initiatives. The expenditures of these funds include, but are not limited to, such projects as SchoolNet computer

equipment, roof replacements on several school buildings, new lockers, several lavatory room renovations at the school buildings, parking lot upgrades, outdoor lighting, and telephone and public address systems.

Enterprise Operations: The District's Enterprise Operations are comprised of several separate and distinct activities including Food Services, Uniform School Supplies, Vocational Rotary, and Adult Education. On a combined basis, the Enterprise Fund Operating Revenues were \$3,895,306 in 2000 and \$3,909,144 in 2001 for a .35% increase. The major portion of this increase was in the Adult Education Fund.

Internal Service Funds: The Internal Service Funds account for the financing of goods or services provided by one department of the District to other departments. The four Internal Service Funds operated by the District were the Internal Services Rotary, the Intra-District Services, the Administrative Services Fund for Health Insurance, and the Administrative Services Fund for Workers' Compensation. On a combined basis, the Internal Service Fund expenditures were \$21,355,498 in Fiscal Year 2000, and \$26,259,535 in Fiscal Year 2001, for a 22.96% increase. The majority of the increase in expenditures was due to a 13% increase in health insurance rates.

Fiduciary Funds: Fiduciary Funds account for assets held by the District in a trustee capacity, or an agent for individuals, other District organizations, or other funds. The District maintains Expendable Trust, Non-Expendable Trust, and Agency Funds. On June 30, 2001, assets held in Fiduciary Funds amounted to \$2,426,161. Liabilities amounted to \$550,914.

Debt Administration: At June 30, 2001, the District had outstanding Long-Term Un-voted Debt issues of \$412,506. The District maintains an A+ rating from Standard and Poor's on General Obligation issues. Under current state statutes, the District's General Obligation Bonded Debt Issuances are subject to a legal limitation based on nine percent of the total assessed value of real and personal property. At June 30, 2001, the District's General Obligation debt of \$412,506 was well below the legal limit.

Investment and Cash Management: On September 23, 1996, the District submitted to the Auditor of the State of Ohio, its Administrative Policy for Investment and Cash Management Activities. The policy statements were designed and developed to serve as administrative guidelines for District personnel who are involved in the investment process. All policy statements were developed to comply with Senate Bill 81 and compliment existing laws contained in Section 135 of the Ohio Revised Code. Section 135 is designed to be restrictive in nature in order to assure protection of District funds. The District's Administrative Policy for Investment and Cash Management Activities are more restrictive than current laws, as the District seeks optimal protection of capital invested.

Laws, regulations and policy statements cannot substitute for a commitment to sound judgment, knowledge, prudence, experience, and a disciplined approach to investment portfolio management. The District's Administrative Policy is designed to provide guidance and continuity to District staff, instill cash management disciplines, and provide continued protection of District funds.

It is the policy of the District, to give due regard for safety of principal, liquidity, diversity of portfolio assets, and associated investment risks and that available funds shall be invested in

accordance with the laws of the state of Ohio, and the Administrative Policies of the District, at the highest rates obtainable at the time of investment.

Effective cash management and investment portfolio management is recognized as essential to sound fiscal management. An active Cash Management Program and prudent investment practices are pursued by the District to take advantage of investment interest as a viable and material source of revenue for all funds involved. The District's portfolio is always managed in a manner responsive to public trust.

District personnel authorized to conduct investment transactions shall avoid any transaction that might impair public confidence in the District's ability to govern effectively. At no time will the District purchase any of the following investment securities:

- (a) Collateralized Mortgage Obligations (CMO's)
- (b) Ginnie Mae Mortgage Association (GNMA)
- (c) Reverse Repurchase Agreements (a.k.a. Security Lending)
- (d) Security Pools offered by any other body politic other than the State Treasury Asset Reserve (STAR Ohio)
- (e) Any derivative security defined as "an Obligation, security, or contract that derives its value or price from the value or price of another obligation, security, commodity, currency, or instrument, or the performance of a market index."
- (f) Any investment in stripped principal or interest obligations of otherwise eligible obligations (i.e. U.S. Treasury Strips)
- (g) negotiable, brokered Certificates of Deposit such as "Yankee C.D.'s", "Eurodollar C.D.'s", and "Canadian Time Deposit Receipts (TDR's)". Any other time deposit, which is not specifically collateralized beyond FDIC insurance.
- (h) Small Business Loan Program products (SBA or SBIC).
- (i) Any other investment not specifically allowed by Section 135 of the Ohio Revised Code and these administrative investment policies.

The District adheres to the "Prudent-Man-Rule" of portfolio management, which states that in acquiring, investing, reinvesting, exchanging, retaining, selling, and managing property for any fund heretofore or hereafter created, the Toledo City School District will exercise the judgment and care, under the circumstances then prevailing, which persons of prudence, discretion, and intelligence exercise in regard to the permanent disposition of funds, considering the probable outcome, as well as the probable safety of capital.

RISK MANAGEMENT

The Insurance Committee of the Board of Education, comprised of the Business Manager, the Insurance Administrator, the Board's Attorney, and representatives from some of the largest independent insurance agencies in Toledo, oversees the purchase of fleet, and liability insurance. Health and all other insurances are monitored by the Labor-Management Insurance Committee comprised of the Business Manager, Director of Employee Benefits, the Board's Attorney, and representatives of the 3 major employee groups. Since these committees were formed, the District has received more quotations, better coverage, and lower premiums.

The District is exposed to financial loss resulting from District-caused damage to property or bodily injuries or illness of employees, unemployment compensation benefits to previous employees, and employee health care, prescription drug, dental and life insurance benefits. The Administrative Services - Employee Benefit Self-Insurance Fund, an Internal Service Fund, is used to account for, and finance self-insurance activities. This fund includes prescription, health, drug, dental and life insurance benefits. Approximately 85% of the District's employees are eligible for health care benefits. The District records the remaining liability for incurred but unreported claims at year-end based upon an estimate provided by the Insurance Administrator.

OTHER INFORMATION

Independent Audit: State statutes require an annual audit by independent accountants. The Ohio State Auditor's Office conducted the audit for the Fiscal Year ended June 30, 2001. The Auditor's Audit Opinion on the General Purpose Financial Statements, and the combining of Individual Fund Statements and Schedules is included in the Financial Section of this report.

Awards: The Government Finance Officers Association (GFOA) of the United States and Canada awarded a Certificate of Achievement for Excellence in Financial Reporting to the Toledo City School District for its Comprehensive Annual Financial Report (CAFR) for the Fiscal Year ended June 30, 2000. The Certificate of Achievement is the highest form of recognition for excellence in state and local government financial reporting.

In order to be awarded a Certificate of Achievement, a government unit must publish an easily readable and efficiently organized Comprehensive Annual Financial Report (CAFR) that conforms to program standards. Such a CAFR must satisfy both Generally Accepted Accounting Principles and applicable legal requirements. A Certificate of Achievement award is valid for a period of one year. The Toledo City School District has received a Certificate of Achievement for the past twelve years (1989-2000). We believe our current report continues to conform to the Certificate of Achievement program requirements, and are submitting it to the GFOA for consideration.

The Toledo City School District also received the Association of School Business Officials International Certificate of Excellence in Financial Reporting for its Comprehensive Annual Financial Report for the Fiscal Year ended June 30, 2000. This award certifies that the report substantially conforms to the principles and standards of financial reporting as recommended and adopted by the Association of School Business Officials International. An expert ASBO Panel of Review consisting of Certified Public Accountants and practicing school business officials, grants the award, only after an intensive review of financial reports. Receiving the award is recognition that a school system has met the highest standards of excellence in school financial reporting. A Certificate of Excellence is valid for a period of one year only. This is the sixth year the District has received the Certificate of Excellence. We believe our current report continues to conform to the Certificate of Excellence requirements, and we are submitting it to ASBO to determine its eligibility for another certificate.

Acknowledgment: Preparation of this report would not have been possible without the joint cooperation of all Divisions in the District. We would like to specifically acknowledge the following individuals within the Treasurer's Division and the Business Division: James Larson-Shidler, C.P.A., Assistant to the Treasurer, James P. Fortlage, Business Manager; Jeff Richard Schroeder, C.P.A., Director of General Accounting, and W. Paul Overman, Jr., Investment

Analyst. Special recognition is extended to Richard A. Ferner, C.P.A., Senior Accountant, for his outstanding efforts in preparing this report.

Finally, we would like to express our appreciation to the Board Members for their fiscal integrity and continued support.

Sincerely,

Eugene T. W. Sanders, Ph.D.
Superintendent of Schools

David R. Nissen
Treasurer of the Board

Toledo City School District, Ohio

Members of the Board of Education

The Board of Education is a body politic and corporate with the responsibility of managing and controlling affairs of the District and is governed by laws of the State of Ohio. The Board is comprised of five members who are elected for overlapping four-year terms. The current members of the Board of Education of the Toledo City School District are:

	<u>Began Service as a Board Member</u>	<u>Present Term Expires</u>
Peter Silverman, President	01/1/1998	12/31/2001
David E. Welch, Vice President	01/1/1998	12/31/2001
Terry L. Glazer, Member	01/1/1996	12/31/2003
Patricia A. Kennedy, Member	01/1/1990	12/31/2001
Larry Sykes, Member	12/16/1997	12/31/2003

Superintendent of Schools

The Superintendent serves as the Chief Executive Officer of the School District and is responsible for administering policies adopted by the Board of Education. The Superintendent is expected to provide leadership in all phases of policy formulation and is the chief advisor to the Board on all aspects of the educational program and total operation of the District. The Board appointed Dr. Eugene T.W. Sanders, Ph.D., Superintendent of the Toledo City School District, effective September 1, 2000. His term of office expires on July 31, 2004.

Treasurer of the Board

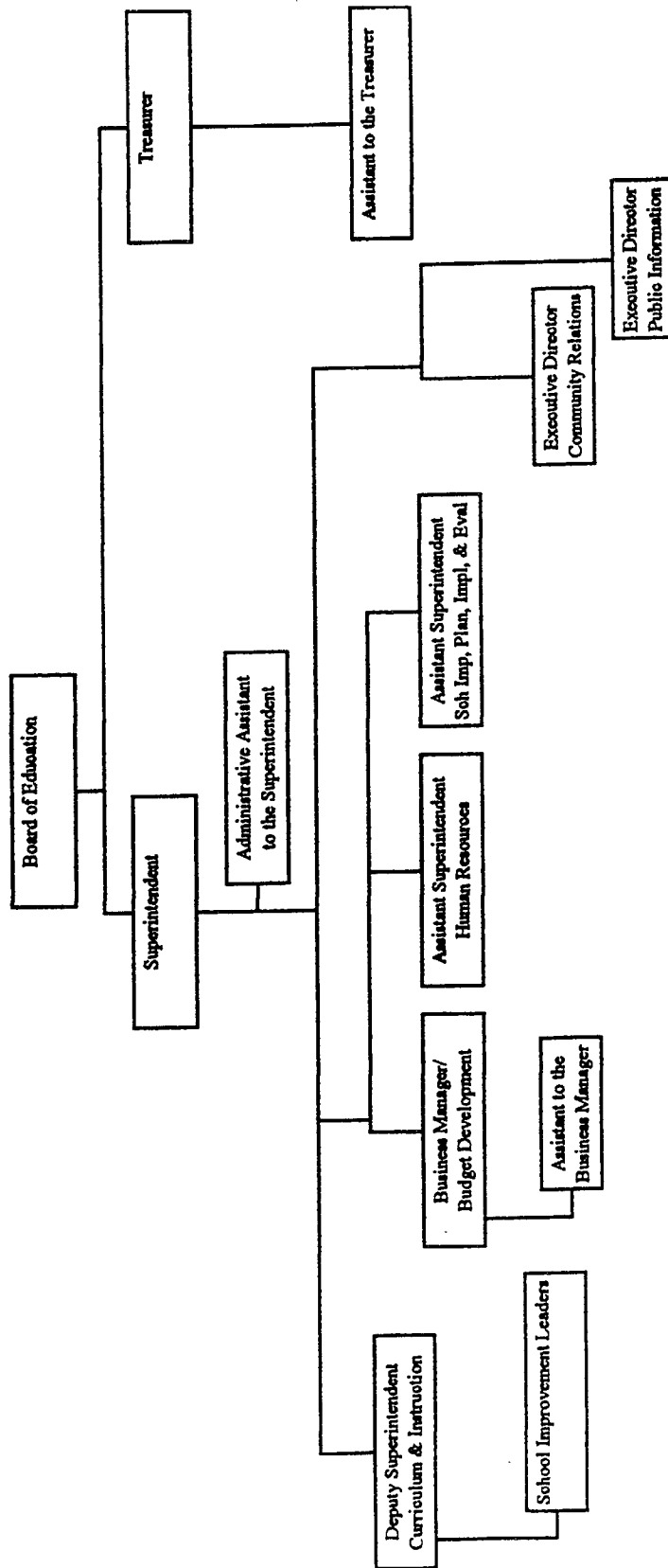
The Treasurer serves as the Chief Fiscal Officer of the District and Secretary to the Board of Education. The Treasurer receives, accounts for, and disburses all District funds as required by applicable laws in accordance with Board policies and regulations. The Treasurer, David R. Nissen, has held the position since July 1, 1982. His current term of office expires in January, 2004.

Toledo City School District, Ohio

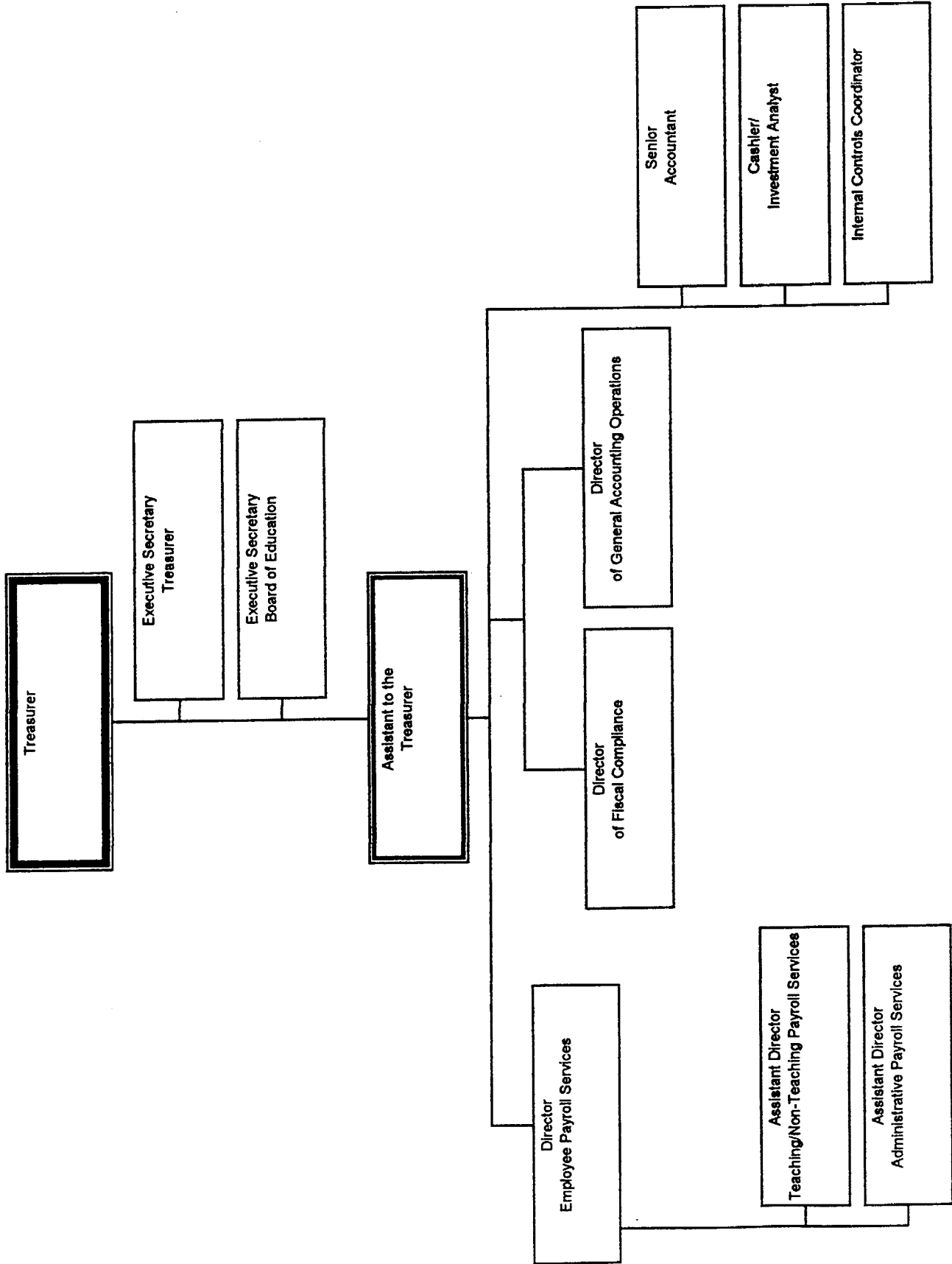
Management Team

Eugene T.W. Sanders, Ph.D.	Superintendent of Schools
David R. Nissen	Treasurer of the Board
Sheila M. Austin, Ph.D.	Deputy Superintendent, Curriculum & Instruction
Craig E. Cotner	Assistant Superintendent, School Improvement: Planning, Implementation, and Evaluation
Earl W. Apgar	Assistant Superintendent, Human Resource Services
Edna Robertson	School Improvement Leader, Start Learning Community
Jane A. Bruss	Executive Director, Public Information
Daniel J. Burns	Assistant to the Business Manager
Robert D. Clark	School Improvement Leader, Waite Learning Community
John Foley	School Improvement Leader, Rogers Learning Community
James P. Fortlage	Business Manager
Marcia Helman	School Improvement Leader, Libbey Learning Community
Richard E. Jackson	Executive Director, Community Relations
Jan Kilbride	School Improvement Leader, Bowsher Learning Community
James Larson-Shidler, C.P.A.	Assistant to the Treasurer
Jai Norment	School Improvement Leader, Woodward Learning Community
Stanley L. Woody	School Improvement Leader, Scott Learning Community

**TOLEDO PUBLIC SCHOOLS
CABINET/EXPANDED CABINET**



TOLEDO PUBLIC SCHOOLS TREASURER'S DIVISION



Certificate of Achievement for Excellence in Financial Reporting

Presented to

Toledo City School District,
Ohio

For its Comprehensive Annual
Financial Report
for the Fiscal Year Ended
June 30, 2000

A Certificate of Achievement for Excellence in Financial Reporting is presented by the Government Finance Officers Association of the United States and Canada to government units and public employee retirement systems whose comprehensive annual financial reports (CAFRs) achieve the highest standards in government accounting and financial reporting.



Thomas A. Drew
President

Jeffrey L. Esser
Executive Director

**ASSOCIATION OF SCHOOL BUSINESS OFFICIALS
INTERNATIONAL**



This Certificate of Excellence in Financial Reporting is presented to

TOLEDO CITY SCHOOL DISTRICT

For its Comprehensive Annual Financial Report (CAFR)

For the Fiscal Year Ended June 30, 2000

Upon recommendation of the Association's Panel of Review which has judged that the Report substantially conforms to principles and standards of ASBO's Certificate of Excellence Program

Linda White
President

Don F. Hergen
Executive Director

THIS PAGE INTENTIONALLY LEFT BLANK

FINANCIAL SECTION



STATE OF OHIO
OFFICE OF THE AUDITOR

JIM PETRO, AUDITOR OF STATE

One Government Center
Room 1420
Toledo, Ohio 43604-2246
Telephone 419-245-2811
800-443-9276
Facsimile 419-245-2484
www.auditor.state.oh.us

REPORT OF INDEPENDENT ACCOUNTANTS

Toledo City School District
Lucas County
420 East Manhattan Boulevard
Toledo, Ohio 43608-1294

To the Board of Education:

We have audited the accompanying general-purpose financial statements of Toledo City School District (the District) as of and for the year ended June 30, 2001, as listed in the table of contents. These general-purpose financial statements are the responsibility of the District's management. Our responsibility is to express an opinion on these general-purpose financial statements based on our audit.

We conducted our audit in accordance with auditing standards generally accepted in the United States of America and the standards applicable to financial audits contained in *Government Auditing Standards*, issued by the Comptroller General of the United States. Those standards require that we plan and perform the audit to obtain reasonable assurance about whether the financial statements are free of material misstatement. An audit includes examining, on a test basis, evidence supporting the amounts and disclosures in the financial statements. An audit also includes assessing the accounting principles used and significant estimates made by management, as well as evaluating the overall financial statement presentation. We believe that our audit provides a reasonable basis for our opinion.

In our opinion, the general-purpose financial statements referred to above present fairly, in all material respects, the financial position of the District, as of June 30, 2001, and the results of its operations and the cash flows of its proprietary fund types and nonexpendable trust funds for the year then ended in conformity with accounting principles generally accepted in the United States of America.

In accordance with *Government Auditing Standards*, we have also issued our report dated December 19, 2001 on our consideration of the District's internal control over financial reporting and our tests of its compliance with certain provisions of laws, regulations, contracts and grants. That report is an integral part of an audit performed in accordance with *Government Auditing Standards* and should be read in conjunction with this report in considering the results of our audit.

We performed our audit to form an opinion on the general-purpose financial statements of the District taken as a whole. The combining and individual fund and account group financial statements and schedules listed in the table of contents are presented for additional analysis and are not a required part of the general-purpose financial statements. We subjected this information to the auditing procedures applied in the audit of the general-purpose financial statements and, in our opinion, is fairly presented in all material respects, in relation to the general-purpose financial statements taken as a whole.

We did not audit the data included in the introductory and statistical sections of this report and therefore express no opinion thereon.

A handwritten signature in black ink, appearing to read "Jim Petro", with a large, stylized loop at the end.

Jim Petro
Auditor of State

December 19, 2001

**TOLEDO CITY SCHOOL DISTRICT, OHIO
COMBINED BALANCE SHEET
ALL FUND TYPES AND ACCOUNT GROUPS
JUNE 30, 2001**

	Governmental Fund Types				Proprietary Fund Types
	General Fund	Special Revenue	Debt Service	Capital Projects	Enterprise Funds
ASSETS AND OTHER DEBITS					
<u>Assets:</u>					
Pooled Cash and Cash Equivalents	\$29,182,828	\$14,366,067	\$95,867	\$5,394,297	\$551,039
Cash With Fiscal Agent				18,001	
Accounts Receivable (Net of Allowance for Uncollectables)	43,706	15,345			82,202
Taxes Receivable	84,011,756			3,714,832	
Accrued Interest Receivable	28,348				
Interfund Loan Receivable	2,230,941				
Due From Other Governments	134,923	10,059,336		125,459	824,414
Materials and Supplies Inventory	584,024				137,932
Commodities Inventory					144,329
Restricted Assets:					
Pooled Cash and Cash Equivalents	5,340,671				
Fixed Assets (Net, where applicable, of accumulated depreciation)					672,938
Other Debits:					
Amount Available in Debt Service Fund					
Amount to be Provided for Retirement of General Long-Term Obligation					
TOTAL ASSETS AND OTHER DEBITS	<u>\$121,557,197</u>	<u>\$24,440,748</u>	<u>\$95,867</u>	<u>\$9,252,589</u>	<u>\$2,412,854</u>
LIABILITIES, EQUITY AND OTHER CREDITS					
Accounts Payable	2,479,008	1,620,699		941,153	40,220
Interfund Loans Payable		1,195,029		121,191	914,721
Accrued Wages and Benefits	21,215,248	4,507,834		872	303,107
Pension Obligation Payable					
Deferred Revenue	79,242,352	7,265,293		3,609,694	144,329
Due to Other Governments	3,835,045	877,540		302	294,808
Due to Student Organizations					
Due to Grant Recipients					
General Obligation Notes				1,398,000	
Obligation Under Capital Leases					11,071
Total Liabilities	<u>106,771,653</u>	<u>15,466,395</u>	<u>0</u>	<u>6,071,212</u>	<u>1,708,256</u>
Equity and Other Credits:					
Contributed Capital					103,368
Investment in General Fixed Assets					
Retained Earnings - Unreserved					601,230
Fund Balances:					
Reserved for Encumbrances	7,576,449	2,535,015	1,891	1,786,798	
Reserved for Debt Service			93,976		
Reserved for Budget Stabilization	5,340,671				
Reserved for Advance of Property Taxes	3,441,920			157,380	
Reserved for Endowments					
Unreserved:					
Undesignated	(1,573,496)	6,439,338		1,237,199	
Total Equity and Other Credits	<u>14,785,544</u>	<u>8,974,353</u>	<u>95,867</u>	<u>3,181,377</u>	<u>704,598</u>
TOTAL LIABILITIES, EQUITY AND OTHER CREDITS	<u>\$121,557,197</u>	<u>\$24,440,748</u>	<u>\$95,867</u>	<u>\$9,252,589</u>	<u>\$2,412,854</u>

THE ACCOMPANYING NOTES ARE AN INTEGRAL PART OF THIS FINANCIAL STATEMENT

	Proprietary	Fiduciary	Account Groups		Total (Memorandum Only)
	Fund Types	Fund Types	General Fixed Assets	General LT Obligations	
	Internal Service	Trust And Agency			
ASSETS AND OTHER DEBITS					
<u>Assets:</u>					
Pooled Cash and Cash Equivalents	\$13,339,971	\$2,353,093	\$	\$	\$65,283,162
Cash With Fiscal Agent					18,001
Accounts Receivable (Net of Allowance for Uncollectables)	19,528	423			161,204
Taxes Receivable					87,726,588
Accrued Interest Receivable					28,348
Interfund Loan Receivable					2,230,941
Due From Other Governments	13,013	72,645			11,229,790
Materials and Supplies Inventory	396,765				1,118,721
Commodities Inventory					144,329
Restricted Assets:					
Pooled Cash and Cash Equivalents					5,340,671
Fixed Assets (Net , where applicable, of accumulated depreciation)			221,253,978		221,926,916
Other Debits:					
Amount Available in Debt Service Fund				93,976	93,976
Amount to be Provided for Retirement of General Long-Term Obligation				39,904,217	39,904,217
TOTAL ASSETS AND OTHER DEBITS	\$13,769,277	\$2,426,161	\$221,253,978	\$39,998,193	\$435,206,864
LIABILITIES, EQUITY AND OTHER CREDITS					
Accounts Payable	924,143	8,703			6,013,926
Interfund Loans Payable					2,230,941
Accrued Wages and Benefits	4,756,396			34,464,389	65,247,846
Pension Obligation Payable				2,244,154	2,244,154
Deferred Revenue					90,261,668
Due to Other Governments	2,880,284	700			7,888,679
Due to Student Organizations		468,866			468,866
Due to Grant Recipients		72,645			72,645
General Obligation Notes				412,506	1,810,506
Obligation Under Capital Leases				2,877,144	2,888,215
Total Liabilities	8,560,823	550,914	0	39,998,193	179,127,446
Equity and Other Credits:					
Contributed Capital					103,368
Investment in General Fixed Assets			221,253,978		221,253,978
Retained Earnings - Unreserved	5,208,454				5,809,684
Fund Balances:					
Reserved for Encumbrances		2,180			11,902,333
Reserved for Debt Service					93,976
Reserved for Budget Stabilization					5,340,671
Reserved for Advance of Property Taxes					3,599,300
Reserved for Endowments		502,592			502,592
Unreserved:					
Undesignated		1,370,475			7,473,516
Total Equity and Other Credits	5,208,454	1,875,247	221,253,978	0	256,079,418
TOTAL LIABILITIES, EQUITY AND OTHER CREDITS	\$13,769,277	\$2,426,161	\$221,253,978	\$39,998,193	\$435,206,864

THE ACCOMPANYING NOTES ARE AN INTEGRAL PART OF THIS FINANCIAL STATEMENT

TOLEDO CITY SCHOOL DISTRICT, OHIO
COMBINED STATEMENT OF REVENUES, EXPENDITURES AND CHANGES IN
FUND BALANCE - ALL GOVERNMENTAL FUND TYPES AND EXPENDABLE TRUST FUNDS
FOR YEAR ENDED JUNE 30, 2001

	Governmental Fund Types				Fiduciary	Total (Memorandum Only)
	General Fund	Special Revenue	Debt Service	Capital Projects	Expendable Trusts	
Revenues						
Taxes	\$95,233,099	\$	\$1,828,977	\$4,521,270	\$	\$101,583,346
Tuition	785,970	1,780				787,750
Transportation Fees	298,867					298,867
Investment Earnings	3,077,894	192,483		111,609	65,210	3,447,196
Extracurricular Activities	60	1,377,896			39,543	1,417,499
Classroom Materials and Fees	215,101	56,470			9,537	281,108
Intermediate Sources		152,107				152,107
State Sources	157,769,579	34,710,371		3,908,162		196,388,112
Federal Sources	754,365	31,716,148				32,470,513
Miscellaneous Revenue	2,282,503	321,036	9,129		44,134	2,656,802
Total Revenues	260,417,438	68,528,291	1,838,106	8,541,041	158,424	339,483,300
Expenditures						
Current:						
Instruction	140,789,559	30,179,274		236,476	40,897	171,246,206
Support Services	90,471,629	24,079,418	1,760	2,212,025	63,812	116,828,644
Non-Instructional Services	6,743,647	5,584,685		215	5,986	12,334,533
Extracurricular Activities	2,321,515	2,183,557		13,056	7,780	4,525,908
Capital Outlay	97,074	363,113		2,625,530		3,085,717
Debt Service:						
Principal Retirement	543,477		1,073,000	1,078,321		2,694,798
Interest	53,384		51,940	267,207		372,531
Total Expenditures	241,020,285	62,390,047	1,126,700	6,432,830	118,475	311,088,337
Excess (Deficiency) of Revenues Over Expenditures	19,397,153	6,138,244	711,406	2,108,211	39,949	28,394,963
Other Financing Sources (Uses)						
Proceeds of Capital Lease						
Sale of Fixed Assets				12,700		12,700
Operating Transfers In	51,083	385,529		969,037	1,500	1,407,149
Operating Transfers (Out)	(2,213,132)	(19,379)	(704,037)			(2,936,548)
Total Other Financing Sources (Uses)	(2,162,049)	366,150	(704,037)	981,737	1,500	(1,516,699)
Excess (Deficiency) of Revenues and Other Financing Sources Over Expenditures and Other (Uses)	17,235,104	6,504,394	7,369	3,089,948	41,449	26,878,264
Fund Balance, July 1, 2000	(2,449,560)	2,469,959	88,498	91,429	1,009,832	1,210,158
Fund Balance, June 30, 2001	\$14,785,544	\$8,974,353	\$95,867	\$3,181,377	\$1,051,281	\$28,088,422

THE ACCOMPANYING NOTES ARE AN INTEGRAL PART OF THIS FINANCIAL STATEMENT

THIS PAGE INTENTIONALLY LEFT BLANK

TOLEDO CITY SCHOOL DISTRICT, OHIO
COMBINED STATEMENT OF REVENUES, EXPENDITURES AND CHANGES IN FUND BALANCE
BUDGET AND ACTUAL (NON-GAAP BUDGETARY BASIS)
ALL GOVERNMENTAL FUNDS
FOR YEAR ENDED JUNE 30, 2001
(Continued)

	General Fund			Special Revenue Funds		
	Budget	Actual	Variance Favorable (Unfavorable)	Budget	Actual	Variance Favorable (Unfavorable)
Revenues:						
Revenue from Local Sources	97,845,738	101,261,780	3,416,042	4,113,021	833,867	(3,279,154)
Revenue from Intermediate Sources			0	96,743	95,386	(1,357)
Revenue from State Sources	157,776,779	157,776,779	0	31,865,047	31,640,948	(224,099)
Revenue from Federal Sources	659,035	659,035	0	35,163,385	31,849,304	(3,314,081)
Revenues	256,281,552	259,697,594	3,416,042	71,238,196	64,419,505	(6,818,691)
Expenditures:						
Current:						
Instruction						
Regular	91,476,572	91,451,559	25,013	16,617,381	16,541,614	75,767
Special	30,640,136	30,632,942	7,194	12,170,159	12,168,112	2,047
Vocational	9,914,994	9,898,540	16,454	811,700	808,853	2,847
Adult/Continuing	270,678	270,678	0	656,097	652,518	3,579
Other Instruction	10,339,419	10,122,436	216,983	0	0	0
Instruction	142,641,799	142,376,155	265,644	30,255,337	30,171,097	84,240
Support Services						
Pupils	11,988,529	11,972,870	15,659	3,943,315	3,921,169	22,146
Instructional Staff	11,492,552	11,486,878	5,674	7,416,632	7,392,880	23,752
Board of Education	102,522	98,249	4,273	59,849	0	59,849
Administration	16,997,193	16,873,075	124,118	2,254,310	2,142,049	112,261
Fiscal Services	3,842,000	3,824,656	17,344	767,355	762,590	4,765
Business	2,074,194	2,061,461	12,733	0	0	0
Operat. and Maint. of Plant Serv.	27,936,675	27,808,441	128,234	3,897,618	3,895,727	1,891
Pupil Transportation	10,282,449	10,269,112	13,337	1,849,120	1,818,571	30,549
Central	6,597,667	6,523,525	74,142	216,791	213,108	3,683
Support Services	91,313,781	90,918,267	395,514	20,404,990	20,146,094	258,896
Operation of Non-Instructional Serv.						
Food Services	45,639	45,639	0	0	0	0
Community Services	938,388	938,310	78	6,395,384	6,197,050	198,334
Other Oper. of Non-Inst. Serv.	8,439,952	8,438,649	1,303	137,785	137,785	0
Operation of Non-Instructional Serv.	9,423,979	9,422,598	1,381	6,533,169	6,334,835	198,334
Extracurricular Activities						
Academic and Subject Orient. Act.	343,582	343,582	0	899,606	898,744	862
Occupation Oriented Activities	106,565	106,565	0	9,565	9,565	0
Sport Oriented Activities	1,682,072	1,638,507	43,565	500,390	499,375	1,015
School & Pub. Serv. Co-Curr. Act.	168,888	168,888	0	234,275	234,242	33
Extracurricular Activities	2,301,107	2,257,542	43,565	1,643,836	1,641,926	1,910
Capital Outlay:						
Facilities Acquisition & Const. Serv.						
Site Imporvement Services	0	0	0	0	0	0
Building Improvement Services	183,554	183,554	0	646,157	646,157	0
Other Facilities Acquisition & Const. Serv.				6,825	6,825	0
Facilities Acquisition & Const. Serv.	183,554	183,554	0	652,982	652,982	0
Debt Services:						
Repayment of Debt	0	0	0	0	0	0
Contingencies						
Other Uses of Funds	5,340,671	4,890,671	450,000	0	0	0
Total Expenditures	251,204,891	250,048,787	1,156,104	59,490,314	58,946,934	543,380

TOLEDO CITY SCHOOL DISTRICT, OHIO
COMBINED STATEMENT OF REVENUES, EXPENDITURES AND CHANGES IN FUND BALANCE
BUDGET AND ACTUAL (NON-GAAP BUDGETARY BASIS)
ALL GOVERNMENTAL FUNDS
FOR YEAR ENDED JUNE 30, 2001
(Continued)

Debt Service Fund			Capital Projects Funds			Totals (Memorandum Only)		
Budget	Actual	Variance Favorable (Unfavorable)	Budget	Actual	Variance Favorable (Unfavorable)	Budget	Actual	Variance Favorable (Unfavorable)
1,828,977	1,828,977	0	4,857,312	4,666,490	(190,822)	108,645,048	108,591,114	(53,934)
		0	0	0	0	96,743	95,386	(1,357)
		0	3,468,672	3,786,698	318,026	193,110,498	193,204,425	93,927
		0	0	121,464	121,464	35,822,420	32,629,803	(3,192,617)
<u>1,828,977</u>	<u>1,828,977</u>	<u>0</u>	<u>8,325,984</u>	<u>8,574,652</u>	<u>248,668</u>	<u>337,674,709</u>	<u>334,520,728</u>	<u>(3,153,981)</u>
		0	146,027	145,905	122	108,239,980	108,139,078	100,902
		0	4,851	4,376	475	42,815,146	42,805,430	9,716
		0	121,350	120,905	445	10,848,044	10,828,298	19,746
		0	0	0	0	926,775	923,196	3,579
		0	0	0	0	10,339,419	10,122,436	216,983
<u>0</u>	<u>0</u>	<u>0</u>	<u>272,228</u>	<u>271,186</u>	<u>1,042</u>	<u>173,169,364</u>	<u>172,818,438</u>	<u>350,926</u>
		0	465,687	460,285	5,402	16,397,531	16,354,324	43,207
		0	882,396	882,396	0	19,791,580	19,762,154	29,426
		0	0	0	0	162,371	98,249	64,122
		0	248,734	248,734	0	19,500,237	19,263,858	236,379
3,000	(51)	3,051	102,391	102,391	0	4,714,746	4,689,586	25,160
		0	103,838	103,838	0	2,178,032	2,165,299	12,733
		0	73,499	71,298	2,201	31,907,792	31,775,466	132,326
		0	25,121	25,121	0	12,156,690	12,112,804	43,886
		0	1,798,032	1,570,138	227,894	8,612,490	8,306,771	305,719
<u>3,000</u>	<u>(51)</u>	<u>3,051</u>	<u>3,699,698</u>	<u>3,464,201</u>	<u>235,497</u>	<u>115,421,469</u>	<u>114,528,511</u>	<u>892,958</u>
		0	39,250	39,250	0	84,889	84,889	0
		0	0	0	0	7,333,772	7,135,360	198,412
		0	0	0	0	8,577,737	8,576,434	1,303
<u>0</u>	<u>0</u>	<u>0</u>	<u>39,250</u>	<u>39,250</u>	<u>0</u>	<u>15,996,398</u>	<u>15,796,683</u>	<u>199,715</u>
		0	0	0	0	1,243,188	1,242,326	862
		0	0	0	0	116,130	116,130	0
		0	13,056	13,056	0	2,195,518	2,150,938	44,580
		0	0	0	0	403,163	403,130	33
<u>0</u>	<u>0</u>	<u>0</u>	<u>13,056</u>	<u>13,056</u>	<u>0</u>	<u>3,957,999</u>	<u>3,912,524</u>	<u>45,475</u>
		0	0	0	0	0	0	0
		0	3,761,920	3,432,173	329,747	4,591,631	4,261,884	329,747
<u>0</u>	<u>0</u>	<u>0</u>	<u>3,761,920</u>	<u>3,432,173</u>	<u>329,747</u>	<u>4,598,456</u>	<u>4,268,709</u>	<u>329,747</u>
		600	0	0	0	3,227,869	3,227,269	600
0	0	0	0	0	0	5,340,671	4,890,671	450,000
<u>3,230,869</u>	<u>3,227,218</u>	<u>3,651</u>	<u>7,786,152</u>	<u>7,219,866</u>	<u>566,286</u>	<u>321,712,226</u>	<u>319,442,805</u>	<u>2,269,421</u>

Continued

TOLEDO CITY SCHOOL DISTRICT, OHIO
COMBINED STATEMENT OF REVENUES, EXPENDITURES AND CHANGES IN FUND BALANCE
BUDGET AND ACTUAL (NON-GAAP BUDGETARY BASIS)
ALL GOVERNMENTAL FUNDS
FOR YEAR ENDED JUNE 30, 2001
(Continued)

	General Fund			Special Revenue Funds		
	Budget	Actual	Variance Favorable (Unfavorable)	Budget	Actual	Variance Favorable (Unfavorable)
Excess (Deficiency) of Revenues Over Expenditures	5,076,661	9,648,807	4,572,146	11,747,882	5,472,571	(6,275,311)
Other Financing Sources (Uses)						
Proceeds of Notes	0	0	0	0	0	0
Transfer - In	0	0	0	385,528	385,528	0
Transfer - (Out)	(2,201,415)	(2,201,415)	0	(72,833)	(19,380)	53,453
Advance - In	1,475,850	1,475,850	0	1,404,089	1,404,089	0
Advance - (Out)	(2,576,601)	(2,576,601)	0	(984,749)	(1,038,202)	(53,453)
Refund of Prior Year Expenditures	157,792	157,792	0	56,007	58,972	2,965
Refund of Prior Year (Receipts)	(5,768)	(5,768)	0	(1,221,099)	(1,223,464)	(2,365)
Miscellaneous Sources	0	0	0	0	0	0
Miscellaneous (Uses)	0	0	0	(2,898,944)	(2,898,944)	0
Other Financing Sources (Uses)	<u>(3,150,142)</u>	<u>(3,150,142)</u>	<u>0</u>	<u>(3,332,001)</u>	<u>(3,331,401)</u>	<u>600</u>
Excess (Deficiency) of Revenues and Other Financing Sources Over Expenditures and Other (Uses)	1,926,519	6,498,665	4,572,146	8,415,881	2,141,170	(6,274,711)
Fund Balance Beginning of Year	16,027,134	16,027,134	0	7,920,670	7,920,670	0
Unexpended prior year encumbrances	791,990	791,990	0			0
Advances not repaid 6/30/00	1,130,190	1,130,190	0			0
Fund Balance End of Year	<u>19,875,833</u>	<u>24,447,979</u>	<u>4,572,146</u>	<u>16,336,551</u>	<u>10,061,840</u>	<u>(6,274,711)</u>

THE ACCOMPANYING NOTES ARE AN INTEGRAL PART OF THIS STATEMENT

TOLEDO CITY SCHOOL DISTRICT, OHIO
COMBINED STATEMENT OF REVENUES, EXPENDITURES AND CHANGES IN FUND BALANCE
BUDGET AND ACTUAL (NON-GAAP BUDGETARY BASIS)
ALL GOVERNMENTAL FUNDS
FOR YEAR ENDED JUNE 30, 2001
(Continued)

Debt Service Fund			Capital Projects Funds			Totals (Memorandum Only)		
Budget	Actual	Variance Favorable (Unfavorable)	Budget	Actual	Variance Favorable (Unfavorable)	Budget	Actual	Variance Favorable (Unfavorable)
(1,401,892)	(1,398,241)	3,651	539,832	1,354,786	814,954	15,962,483	15,077,923	(884,560)
1,398,000	1,407,129	9,129	0	0	0	1,398,000	1,407,129	9,129
		0	265,000	265,000	0	650,528	650,528	0
		0	0	0	0	(2,274,248)	(2,220,795)	53,453
		0	121,191	121,191	0	3,001,130	3,001,130	0
		0	(121,535)	(121,535)	0	(3,682,885)	(3,736,338)	(53,453)
		0	0	0	0	213,799	216,764	2,965
		0	0	0	0	(1,226,867)	(1,229,232)	(2,365)
		0	0	0	0	0	0	0
		0	0	(215)	(215)	(2,898,944)	(2,899,159)	(215)
<u>1,398,000</u>	<u>1,407,129</u>	<u>9,129</u>	<u>264,656</u>	<u>264,441</u>	<u>(215)</u>	<u>(4,819,487)</u>	<u>(4,809,973)</u>	<u>9,514</u>
(3,892)	8,888	12,780	804,488	1,619,227	814,739	11,142,996	10,267,950	(875,046)
85,088	85,088	0	1,037,778	1,037,778	0	25,070,670	25,070,670	0
		0			0	791,990	791,990	0
		0			0	1,130,190	1,130,190	0
<u>81,196</u>	<u>93,976</u>	<u>12,780</u>	<u>1,842,266</u>	<u>2,657,005</u>	<u>814,739</u>	<u>38,135,846</u>	<u>37,260,800</u>	<u>(875,046)</u>

**TOLEDO CITY SCHOOL DISTRICT, OHIO
 COMBINED STATEMENT OF REVENUES, EXPENSES AND CHANGES
 IN RETAINED EARNINGS/FUND BALANCE
 ALL PROPRIETARY FUND TYPES AND NONEXPENDABLE TRUST FUNDS
 FOR YEAR ENDED JUNE 30, 2001**

	<u>Proprietary Fund Types</u>		<u>Fiduciary Fund Type</u>	Total (Memorandum Only)
	<u>Enterprise Funds</u>	<u>Internal Service</u>	<u>Non-Expendable Trust</u>	
Operating Revenues				
Tuition	\$831,201	\$	\$	\$831,201
Food Service	2,504,264			2,504,264
Extracurricular Activities	338,836	115,824		454,660
Classroom Materials and Fees	154,205	1,102,434		1,256,639
Charges for Services		31,271,208		31,271,208
Miscellaneous Revenues	80,638	43,731		124,369
Total Operating Revenues	<u>3,909,144</u>	<u>32,533,197</u>	<u>0</u>	<u>36,442,341</u>
Operating Expenses				
Personal Services	7,141,623	2,221,963		9,363,586
Purchased Services	344,954	22,996,188	1,224	23,342,366
Supplies and Materials	4,755,190	1,011,002	8,545	5,774,737
Commodities Consumed	284,749			284,749
Depreciation	79,650		785	80,435
Miscellaneous	21,323	30,382	18,669	70,374
Total Operating Expenses	<u>12,627,489</u>	<u>26,259,535</u>	<u>29,223</u>	<u>38,916,247</u>
Operating Income (Loss)	(8,718,345)	6,273,662	(29,223)	(2,473,906)
Non-Operating Revenues (Expenses)				
Earnings on Investments	16,847	593,186	52,248	662,281
Interest Expense and Fiscal Charges	(926)			(926)
Grants-In-Aid	7,236,471			7,236,471
Total Non-Operating Revenues (Expenses)	<u>7,252,392</u>	<u>593,186</u>	<u>52,248</u>	<u>7,897,826</u>
Income (Loss) Before Operating Transfers	(1,465,953)	6,866,848	23,025	5,423,920
Operating Transfers				
Operating Transfers-In	1,550,125			1,550,125
Operating Transfers-(Out)	(20,726)			(20,726)
Net Income	<u>63,446</u>	<u>6,866,848</u>	<u>23,025</u>	<u>6,953,319</u>
Retained Earnings/Fund Balance July 1, 2000	537,784	(1,658,394)	800,941	(319,669)
Retained Earnings/Fund Balance June 30, 2001	<u>\$601,230</u>	<u>\$5,208,454</u>	<u>\$823,966</u>	<u>\$6,633,650</u>

THE ACCOMPANYING NOTES ARE AN INTERGAL PART OF THIS FINANCIAL STATEMENT

TOLEDO CITY SCHOOL DISTRICT, OHIO
COMBINED STATEMENT OF CASH FLOWS - PROVIDED (USED)
ALL PROPRIETARY AND NONEXPENDABLE TRUST FUNDS
FOR YEAR ENDED JUNE 30, 2001

	<u>Proprietary Funds</u>		<u>Fiduciary</u>	Total (Memorandum Only)
	<u>Enterprise Funds</u>	<u>Internal Service</u>	<u>Non Expendable Trusts</u>	
Operating Activities:				
Reconciliation of Operating Income to				
Net Cash Flows from Operating Activities:				
Operating Income (Loss)	(\$8,718,345)	\$6,273,662	(\$29,223)	(\$2,473,906)
Depreciation Expense	79,650			79,650
Interest Income				0
(Increase) in Accounts Receivable	(77,047)	(4,308)	(100)	(81,455)
(Increase) in Due from Other Government	(822,714)	(11,922)		(834,636)
(Inc)Dec in Mats & Supplies Inventory	19,464	(16,099)		3,365
Inc(Dec) in Accounts Payable	6,842	(506,848)		(500,006)
Inc(Dec) in Accrued Wages & Benefits	(14,151)	1,420,396		1,406,245
(Decrease) in Due to Other Governments	(32,784)	(3,579,838)		(3,612,622)
Net Cash Provided (Used) by Operating Activities	<u>(9,559,085)</u>	<u>3,575,043</u>	<u>(29,323)</u>	<u>(6,013,365)</u>
Noncapital Financing Activities:				
Operating Transfers In	1,550,125			1,550,125
Operating Transfers (Out)	(20,726)			(20,726)
Federal and State Grants or Subsidies	7,236,471			7,236,471
Interfund Loans - Received	924,721			924,721
Interfund Loans - (Paid)	(189,513)			(189,513)
Net Cash Provided (Used) by Noncapital Financing Activities	<u>9,501,078</u>	<u>0</u>	<u>0</u>	<u>9,501,078</u>
Capital and Related Financing Activities:				
Interest Paid	(926)			(926)
Repayment of Long Term Debt	(8,468)			(8,468)
Net Cash Provided (Used) by Capital & Related Financing Activities	<u>(9,394)</u>	<u>0</u>	<u>0</u>	<u>(9,394)</u>
Investing Activities:				
Interest on Investments	<u>16,847</u>	<u>593,186</u>	<u>52,248</u>	<u>662,281</u>
Net Cash Provided (Used) by Investing Activities	<u>16,847</u>	<u>593,186</u>	<u>52,248</u>	<u>662,281</u>
Net Cash Provided (Used) by All Activities	(50,554)	4,168,229	22,925	4,140,600
Cash Balance Beginning of Period	601,593	9,171,742	800,941	10,574,276
Cash Balance End of Period	<u>\$551,039</u>	<u>\$13,339,971</u>	<u>\$823,866</u>	<u>\$14,714,876</u>
Reconciliation of Non-Expendable Trust Fund Cash Balance as of June 30, 2001				
Total Cash and Cash Equivalents per Balance Sheet, Trust and Agency Funds			\$2,353,093	
Cash Equivalents Agency Funds			(475,304)	
Cash and Cash Equivalents Expendable Trust Funds			<u>(1,053,923)</u>	
Cash and Cash Equivalents Non-Expendable Trust Funds as of June 30, 2001			<u>\$823,866</u>	

THE ACCOMPANYING NOTES ARE AN INTEGRAL PART OF THIS FINANCIAL STATEMENT

**TOLEDO CITY SCHOOL DISTRICT
NOTES TO THE FINANCIAL STATEMENTS-CONTINUED
FOR THE YEAR ENDED JUNE 30, 2001**

1. DESCRIPTION OF TOLEDO CITY SCHOOL DISTRICT AND BASIS OF PRESENTATION

The Toledo City School District (District) is a body politic and corporate established for the purpose of exercising the rights and privileges conveyed to it by the constitution and laws of the State of Ohio. Toledo City School District is a city district as defined by Section 3311.02 of the Ohio Revised Code. The District operates under an elected Board of Education (5 members) and is responsible for the provision of public education to residents of the District. Average daily membership (ADM) as of October 2001 was 37,315. The District's average employment is 2,706 certificated employees and 2,692 non-certificated employees.

Reporting Entity: The District's Comprehensive Annual Financial Report (CAFR) includes all funds, account groups, agencies and boards for which the District is financially accountable. Under Government Accounting Standards Board (GASB) Statement 14, the primary basis of determining whether outside agencies and organizations should be considered component units of the District and included in the District's financial statements is financial accountability. Financial accountability is defined as follows: A primary government has substantive authority to appoint a voting majority of a component unit's board; the primary government is either able to impose its will on a component unit or there is a potential for the component unit to provide specific financial benefits to, or impose specific financial burdens on, the primary government; and the component unit is fiscally dependent on the primary government. Based on the application of the above criteria for a component unit, and the criteria for defining joint ventures set forth under section J50.102 of the 2001 Codification there are no component units or "Joint Ventures".

The private and government entities listed below do not meet the criteria for inclusion as component units and, therefore, are not reported in the accompanying financial statements.

Lucas County Educational Service Center: The Lucas County Educational Service Center oversees the County educational system.

Parochial Schools: There are parochial schools within city boundaries, the majority of which are controlled and operated by the Toledo Catholic Diocese.

Community Schools: There are community schools within city boundaries, all are controlled and operated by their own boards.

Basis of Presentation: The District's accounts are organized on the basis of funds or account groups, each of which is considered a separate accounting entity. The operations of each fund are accounted for with a set of self-balancing accounts that comprise its assets, liabilities, fund equity, revenues, and expenditures/expenses. The various funds are summarized by type in the general-purpose financial statements. Amounts in the 2001 "Total (Memorandum Only)" columns of the financial statements represent a summation of the combined financial statement line items of the fund types and account groups. These amounts are presented for analytical purposes only. The summation includes fund types

TOLEDO CITY SCHOOL DISTRICT
NOTES TO THE FINANCIAL STATEMENTS-CONTINUED
FOR THE YEAR ENDED JUNE 30, 2001

and account groups that use different basis of accounting, both restricted and unrestricted amounts, and the caption "amount to be provided", which is not an asset in the usual sense. Inter-fund transactions have not been eliminated. Consequently, amounts shown in the 2001 "Total (Memorandum Only)" columns are not comparable to a consolidation and do not represent the total resources/revenues or expenditures/expenses or cashflows, and are not in conformity with generally accepted accounting principles and does not represent the financial position of the district.

The following fund types and account groups are used by the District:

Governmental Fund Types - These funds are used to finance most governmental functions:

General Fund - The General Fund is used to account for all financial resources except those required to be accounted for in another fund.

Special Revenue Funds - Special Revenue Funds are used to account for the proceeds of special revenue sources (other than special assessments, expendable trusts, or for major capital projects) that are legally restricted to expenditure for special purposes.

Debt Service Fund - The Debt Service Fund is used to account for the accumulation of resources for, and the payment of, general long-term debt principal and interest.

Capital Projects Funds - The Capital Projects Funds are used to account for financial resources to be used for the acquisition or construction of major capital facilities (other than those financed by proprietary funds).

Proprietary Fund Types - These funds are used to account for activities similar to those in the private sector. The District applies all applicable FASB pronouncements (as of November 30, 1989), if they do not conflict with GASB pronouncements, in accounting and reporting for its proprietary operations. Proprietary fund types include the following fund types:

Enterprise Funds - Enterprise Funds account for operations (a) that are financed and operated in a manner similar to private business enterprises - where the intent of the governing body is that the costs (expenses, including depreciation) of providing goods or services to the general public on a continuing basis be financed or recovered primarily through user charges; or (b) where the governing body has decided that periodic determination of revenues earned, expenses incurred, and/or net income is appropriate for capital maintenance, public policy, management control, accountability, or other purposes.

Internal Service Funds - Internal Service Funds are used to account for the financing of goods or services provided by one department or agency of a government to other departments or agencies on a cost-reimbursement basis.

TOLEDO CITY SCHOOL DISTRICT
NOTES TO THE FINANCIAL STATEMENTS-CONTINUED
FOR THE YEAR ENDED JUNE 30, 2001

Fiduciary Fund Types - Trust or agency funds, which are used to account for assets held by a government in the capacity of trustee or agent, are classified as Fiduciary funds.

Trust and Agency Funds - are used to account for assets held by the School District in a trustee capacity or as an agent for individuals, private organizations, other governmental units and/or other funds. Expendable Trust Funds are accounted for in essentially the same manner as governmental funds. The Non-Expendable Trust Funds are accounted for in the same manner as proprietary funds, using the same measurement focus and basis of accounting. Non-Expendable Trust Funds account for assets which the principal may not be spent. Agency Funds are custodial in nature (assets equal liabilities) and do not involve measurement of results of operations.

General Long Term Obligations Account Group - This account group is used to account for all long-term obligations of the District except those accounted for in the Proprietary Funds.

General Fixed Assets Account Group - This account group is used to account for all fixed assets utilized in the general operations of the District, exclusive of those used in the Proprietary Funds.

2. SUMMARY OF SIGNIFICANT ACCOUNTING POLICIES

The accompanying financial statements of the District are prepared in conformity with generally accepted accounting principles (GAAP) for local government units as prescribed in statements and interpretations issued by the GASB and other recognized authoritative sources.

Measurement Focus: The accounting and financial reporting treatment applied to a fund is determined by its measurement focus. All governmental fund types and expendable trust funds are accounted for using a flow of current financial resources measurement focus. With this measurement focus, only current assets and current liabilities are generally included on the balance sheet. Operating statements of these funds present increases (i.e., revenues and other financing sources) and decreases (i.e., expenditures and other financing uses) in net current assets.

All proprietary fund types and nonexpendable trust funds are accounted for on a flow of economic resources measurement focus. With this measurement focus, all assets and all liabilities associated with the operation of these funds are included on the balance sheet. Fund equity (i.e., net total assets) is segregated into contributed capital and retained earnings / fund balances components. Proprietary fund types and nonexpendable trust fund operating statements present increases (e.g., revenues) and decreases (e.g., expenses) in net total assets.

TOLEDO CITY SCHOOL DISTRICT
NOTES TO THE FINANCIAL STATEMENTS-CONTINUED
FOR THE YEAR ENDED JUNE 30, 2001

Basis of Accounting: Basis of accounting refers to when revenues and expenditures or expenses are recognized in the accounts and reported in the financial statements. Basis of accounting relates to the timing of the measurements made.

The modified accrual basis of accounting is followed for the governmental, expendable trust and agency funds. Under this basis, revenues are recognized in the accounting period when they become both measurable and available. "Measurable" means the amount of the transaction can be determined and "available" means collectible within the current fiscal year or soon enough thereafter to be used to pay liabilities of the current fiscal year. The available period for the District is sixty days after year-end.

In applying the susceptible to accrual concept under the modified accrual basis, the following revenue sources are deemed both measurable and available: reimbursements from other governments for grant expenditures, interest, tuition, student fees, and property taxes.

The measurement focus of governmental fund accounting is on decreases in net financial resources (expenditures) rather than expenses. Expenditures are generally recognized in the accounting period in which the related fund liability is incurred, if measurable. Allocations of cost, such as depreciation and amortization, are not recognized in the governmental funds.

The accrual basis of accounting is utilized for reporting purposes by the proprietary fund types and nonexpendable trust funds. Revenues are recognized when they are earned, and expenses are recognized when they are incurred.

Budgetary Control: The District legally adopts an annual appropriation budget for all fund types. The specific timetable is as follows:

1. Prior to January 15, the Superintendent and Treasurer submit to the Board of Education a proposed operating budget for the fiscal year commencing the following July 1. The budget includes proposed expenditures and the means of financing for all funds. Public hearings are publicized and conducted to obtain taxpayers comments. The expressed purpose of this Budget document is to reflect the need for existing (or increased) tax rates.
2. By no later than January 20, the Board adopted budget is filed with the Lucas County Budget Commission for rate determination.
3. Prior to April 1, the Board of Education accepts, by formal resolution, the tax rates as determined by the Budget Commission and receives the Commission's Certificate of Estimated Resources, which states the projected revenue of each fund. Prior to July 1, the School District must revise its budget so that total contemplated expenditures from any fund during the ensuing year will not exceed the amount stated in the Certificate of Estimated Resources. The revised budget then serves as a basis for the appropriation measure. The Certificate is amended to include any unencumbered balances from the preceding year. The Certificate may be further amended during the year if

TOLEDO CITY SCHOOL DISTRICT
NOTES TO THE FINANCIAL STATEMENTS-CONTINUED
FOR THE YEAR ENDED JUNE 30, 2001

projected increases or decreases in revenues are identified by the District Treasurer. The amounts reported in the budgetary statements reflect the amounts set forth in the final amended Certificate.

4. By July 1, the annual appropriation resolution is legally enacted by the Board of Education at the fund, function, and object level of expenditures for all funds, and additionally by cost center for Special Revenue Funds and Capital Projects Funds, which are the legal levels of budgetary control. Resolution appropriations by fund must be within the estimated resources as certified by the County Budget Commission and the total of expenditures and encumbrances may not exceed the appropriation totals.
5. Any revisions that alter the total of any fund appropriation or alter total function appropriations within a fund, or alter object appropriations within funds must be approved by the Board of Education.
6. Formal budgetary integration is employed as a management control device during the year for all funds, including the Debt Service Fund, consistent with the general obligation bond indenture and other statutory provisions. All departments/functions and funds completed the year within the amount of their legally authorized appropriation.
7. Appropriation amounts are as originally adopted, or as amended by the Board of Education throughout the year by supplemental appropriations, which either re-allocated or increased the original appropriated amounts. All supplemental appropriations are legally enacted by the Board. Numerous amended and supplemental appropriations measures were enacted by the Board during fiscal year 2001, none of which significantly changed overall appropriations.
8. Unencumbered appropriations lapse at year-end. Encumbered appropriations are carried forward to the succeeding fiscal year and need not be reappropriated. Expenditures plus encumbrances may not legally exceed budgeted appropriations at the fund, function and/or object level for all funds, and additionally by cost center for Special Revenue Funds and Capital Projects Funds.

Encumbrances: Encumbrance accounting is utilized in the normal course of operations for purchase orders and contract related expenditures. An encumbrance is a reserve on the available spending authority due to a commitment for a future expenditure and does not represent a liability. Encumbrances outstanding at year-end appear as a reserve to the fund balance on a GAAP basis and as the equivalent of expenditures on a non-GAAP budgetary basis in order to demonstrate legal compliance. If the actual expenditures are less than the amount encumbered, the excess reserve is closed to the unreserved fund balance.

Budget Basis of Accounting: The District's budgetary process accounts for certain transactions on a basis other than GAAP. The major difference between the budget basis and the GAAP basis are:

TOLEDO CITY SCHOOL DISTRICT
NOTES TO THE FINANCIAL STATEMENTS-CONTINUED
FOR THE YEAR ENDED JUNE 30, 2001

1. Revenues are recorded when received in cash (budget) as opposed to when susceptible to accrual (GAAP).
2. Expenditures are recorded when encumbered, or paid in cash (budget), as opposed to when susceptible to accrual (GAAP).

The actual results of operations, compared to the final appropriation, which include amendments to the original appropriation, for each fund type by expenditure function and revenue source are presented in the "Combined Statement of Revenues, Expenditures and Changes in Fund Balance - Budget and Actual (Non-GAAP Budgetary Basis) - All Governmental Fund Types". The amount shown in the budget to actual comparisons include only current fiscal year appropriations and current fiscal year expenditures and encumbrances.

Cash and Investments: Cash received by the District is deposited in one of six bank accounts with individual fund balance integrity maintained throughout. Monies for all funds are maintained in these accounts or temporarily used to purchase short-term cash equivalent investments, which are stated at cost. In accordance with 2450.106 of the 2001 GASB Codification on reporting cash flows of Proprietary and Nonexpendable Trust Funds, cash equivalents are defined as investments of the cash management pool and short term, highly liquid investments that are readily convertible to cash and so near to maturity that they present insignificant risk of changes in value because of changes in interest rates. Investments with original maturities of less than three months are considered to meet this definition; otherwise they are shown as "investments" for these funds. At June 30, 2001, there were no investment balances as defined under section 2450.106 of the 2001 GASB Codification. Investment contracts that had a remaining maturity of one year or less at the time of purchase are reported at amortized cost. Under existing Ohio statutes, all investment earnings accrue to the general fund except those specifically related to certain trust funds and according to Board resolution. Interest revenue credited to the general fund during fiscal year 2001 amounted to \$ 3,077,894, which includes \$ 661,439 assigned from other District funds.

The District invests inactive funds of deposit accounts maintained at the school building level (School Building Support, Vocational Rotary, and Administratively Managed Student Activity Funds) and distributes, from the General Fund, interest earned on these funds to the individual accounts. The District also invests inactive funds in the Auxiliary Services Program Fund and distributes interest earned directly to the fund.

Restricted Assets: Restricted assets in the general fund represent cash and cash equivalents set aside to establish a budget stabilization reserve. This reserve was previously required by State statute. However, effective during the fiscal year this requirement was no longer required, however, the District's Board of Education elected to maintain the Budget Stabilization Reserve. During the fiscal year 2001, the balance in the Budget Stabilization Reserve was \$5,340,671.

**TOLEDO CITY SCHOOL DISTRICT
NOTES TO THE FINANCIAL STATEMENTS-CONTINUED
FOR THE YEAR ENDED JUNE 30, 2001**

Inventory: Inventories are valued at cost using the first-in/first-out (FIFO) method. The costs of governmental fund-type inventories are recorded as expenditures when consumed rather than when purchased. In the food service area, donated USDA commodities are valued at current market value.

Property, Plant, Equipment, and Depreciation:

1. General Fixed Assets Account Group

General fixed assets are capitalized at cost (or estimated historical cost) and updated for the cost of additions and retirements during the year in the General Fixed Assets Account Group. Contributed fixed assets are recorded at their fair market values as of the date donated. The District follows the policy of not capitalizing assets with a cost of less than \$1,000 (buildings with a cost of less than \$15,000), with two exceptions: The cost of computer equipment and library inventories have been included as fixed assets for reporting purposes. This is based primarily on the uniqueness of these items to school operations. No depreciation is recognized for assets in the General Fixed Assets Account Group. The District does not possess any infrastructure.

2. Proprietary Funds

Property, plant, and equipment reflected in the proprietary funds are stated at historical cost (or estimated historical cost) and updated for the cost of additions and retirements during the year. Contributed fixed assets are recorded at their fair market values as of the date donated.

Depreciation has been provided, where appropriate, on a straight-line basis over the following estimated useful lives:

<u>Asset</u>	<u>Life</u>
Land Improvements	20 years
Buildings	37 1/2 years
Fixed Equipment	7 years
Furniture, Fixtures and Equipment	7 years
Vehicles	5 years

Estimated historical costs of both general and proprietary fund fixed assets were derived, when information supporting historical costs was not obtainable, by adjusting current replacement cost back to the estimated year of acquisition. There were no changes in contributed capital during the fiscal year.

Compensated Absences and Salary Related Payments: The District has implemented the provisions of Section C60 of the 2001 GASB Codification . Vacation benefits are accrued as a liability as the benefits are earned if the employee's rights to receive compensation are attributable to services already rendered and it is probable that the District will compensate

TOLEDO CITY SCHOOL DISTRICT
NOTES TO THE FINANCIAL STATEMENTS-CONTINUED
FOR THE YEAR ENDED JUNE 30, 2001

its employees for the benefits through paid time off or some other means. Sick leave benefits are accrued as a liability using the vesting method. The liability includes the employees who are currently eligible to receive severance benefits and those the District has identified as probable of receiving payment in the future and other salary related payments. The amount is based on accumulated sick leave and employee's wage rates at year-end, taking into consideration any limits specified in the District's severance policy. The portion of the liability for unpaid vacation for Governmental Fund Types as well as vested sick time which, is not currently due and payable, is recorded in the General Long Term Obligation Account Group (GLTOAG). The portion of the liability for unpaid vested sick time for Proprietary Fund Types is reported as a fund liability.

Fund Balance Reserves: Reserved fund balances indicate that portion of fund equity, which is not available for current appropriation or is legally segregated for a specific use. Fund balances are reserved for encumbrances, budget stabilization, advance of property taxes, debt service and endowments. The unreserved portions of fund equity reflected for governmental funds are available for use within the specific purposes of those funds.

Intergovernmental Revenues: In governmental funds, entitlements and non-reimbursable grants are recorded as receivables and revenues when measurable and available. Reimbursement type grants are recorded as receivables and revenues when the related expenditures are incurred with the exception of those grants where the grant period extends past June 30. For these grants, prepayment amounts that exceed related expenditures are reported as deferred revenue. Grants for proprietary funds operations are recognized as revenue when measurable and earned.

Inter-fund Transactions: During the course of normal operations the District has numerous transactions between funds. The most significant include:

1. Routine transfers of resources from one fund to another fund through which resources are to be expended are recorded as operating transfers.
2. Reimbursements from one fund to another are treated as expenditures/expenses in the reimbursing fund and a reduction in expenditures/expenses in the reimbursed fund.
3. Short-term inter-fund loans, which are, reflected as inter-fund loans payable/receivable, while long-term inter-fund loans (greater than one year in length) are recorded as advances to/from other funds.
4. Payments from District funds to an internal service fund for employee medical insurance are treated as quasi-external transactions and payments are recorded as an expenditure/expense in the fund making the payment, and as operating revenue in the fund receiving the payment.

Estimates: The preparation of financial statements in conformity with generally accepted accounting principles requires management to make estimates and assumptions that affect

**TOLEDO CITY SCHOOL DISTRICT
NOTES TO THE FINANCIAL STATEMENTS-CONTINUED
FOR THE YEAR ENDED JUNE 30, 2001**

the amounts reported in the financial statements and accompanying notes. Actual results may differ from those estimates.

Change in Accounting Principle:

For fiscal year 2001, the District has implemented Governmental Accounting Standards Board Statement (GASB) No. 33, "Accounting and Financial Reporting for Nonexchange Transactions" and GASB Statement No. 36, "Recipient Reporting for Certain Shared Nonexchange Revenues."

GASB Statements No. 33 and 36 establish accounting and financial reporting standards for nonexchange transactions involving financial or capital resources. The timing of recognition of assets, liabilities, and expenditures/expenses resulting from nonexchange transactions will be the same whether the accrual or the modified accrual basis of accounting is required. However, for revenue recognition to occur on the modified accrual basis, the criteria established in GASB Statement No. 33 for accrual-basis recognition will have been met and the revenues will be available. The adoption of these statements had no effect on fund balances/retained earnings as previously reported by the District at June 30, 2000.

3. RECONCILIATION OF BUDGET BASIS RESULTS OF OPERATIONS TO GAAP BASIS RESULTS OF OPERATIONS

A reconciliation for all governmental fund types at June 30, 2001 from the budget basis to a GAAP basis for excess of revenues and other financing sources over (under) expenditures and other uses follows:

	General Fund	Special Revenue Funds	Debt Service Fund	Capital Projects Funds
Budget Basis - Actual	\$6,498,665	\$2,141,170	\$8,888	\$1,619,227
Net Adj. for Revenue Accruals	613,135	4,049,815	(1,398,000)	683,126
Net Adj for Expenditure Accruals	1,359,580	(1,226,510)	1,394,721	(1,147,018)
Net Adj. for Inter-fund Loans	1,100,751	(365,887)		344
Adj. for Encumbrances	7,662,973	1,905,806	1,760	1,934,269
GAAP Basis	\$17,235,104	\$6,504,394	\$7,369	\$3,089,948

4. POOLED CASH AND INVESTMENTS

**TOLEDO CITY SCHOOL DISTRICT
NOTES TO THE FINANCIAL STATEMENTS-CONTINUED
FOR THE YEAR ENDED JUNE 30, 2001**

Amounts available for deposit or investment are as follows:

	BOOK VALUE	DEPOSITS	INVESTMENTS
Pooled Cash and Cash Equivalents:			
Unrestricted	\$65,283,162	\$65,283,162	
Restricted	5,340,671	5,340,671	
Cash With Fiscal Agents	18,001	18,001	
Reconciling Items (Net)	7,226,667	7,226,667	
Pooled Cash and Cash Equivalents			
Classified As Investments		(44,557,169)	44,557,169
Total available for deposit and investment (Bank balances of deposit/carrying amounts of deposit)	\$77,868,501	\$33,311,332	\$44,557,169
Reconciling Items (Net)		(7,226,667)	
Carrying Amount of Deposits		\$26,084,665	

To facilitate better management of the District's resources, substantially all cash is combined in pooled operating accounts. The amounts reflected as cash in the balance sheet represent the individual fund's equity in pooled cash balances. Cash in excess of current needs is invested on a pooled investment basis and earnings there from are allocated to each fund on the basis of its cash balance at the end of each month.

Deposits. The bank balance of the District's deposits with financial institutions was \$26,084,665 categorized as follows:

Amount insured by the FDIC or collateralized with securities held by the District in its name	\$340,647
Amount collateralized with securities held by the pledging financial institution's trust department in the District's name	0
Un-collateralized (bank balance that is collateralized with securities held by the pledging financial institution's trust department but not in the name of the District)	25,744,018
Total Deposits	\$26,084,665

TOLEDO CITY SCHOOL DISTRICT
NOTES TO THE FINANCIAL STATEMENTS-CONTINUED
FOR THE YEAR ENDED JUNE 30, 2001

Any public depository, at the time it receives a District deposit or investment in a certificate of deposit, is required to pledge to the District as collateral eligible securities of aggregate market value that, when added to the portion of the deposit insured by the Federal Deposit Insurance Corporation equals or exceeds the amount of District funds deposited.

A public depository may at its option pledge a single pool of eligible securities to secure the repayment of all public monies held by the depository. The pool of securities so pledged must have a current market value at least equal to 110% of all public monies on deposit with the depository including the amount covered by federal insurance. The portion of the total deposits categorized as "Uncollateralized" is covered in entirety by pooled securities and the deposits are the property of the District.

State statutes classify monies held by the District into three categories.

Active deposits are public deposits necessary to meet current demands on the treasury. Such monies must be maintained either as cash in the District Treasury, in commercial accounts payable or withdrawable on demand, including negotiable order of withdrawal (NOW) accounts, or in money market deposit accounts.

Inactive deposits are public deposits that the Board of Education has identified as not required for use within the current two-year period of designation of depositories. Inactive deposits must either be evidenced by certificates of deposit maturing not later than the end of the current period of designation of depositories, or by savings or deposit accounts including, but not limited to, passbook accounts.

Interim deposits are deposits of interim monies. Interim monies are those monies, which are not needed for immediate use but which will be needed before the end of the current period of designation of depositories. Interim deposits must be evidenced by time certificates of deposit maturing not more than one year from the date of deposit or by savings or deposit accounts including passbook accounts.

Investments.

Ohio Revised Code permits interim monies to be deposited or invested in the following securities:

1. United States Treasury Notes, Bills, Bonds, or any other obligation or security issued by the United States treasury or any other obligation guaranteed as to principal and interest by the United States;
2. Bonds, notes, debentures, or any other obligations or securities issued by any federal government agency or instrumentality, including but not limited to, the Federal National Mortgage Association, Federal Home Loan Bank, Federal Farm Credit Bank, Federal Home Loan Mortgage Corporation, Government National Mortgage Association, and Student Loan Marketing Association. All federal agency securities shall be direct issuances of federal government agencies or instrumentalities;

**TOLEDO CITY SCHOOL DISTRICT
NOTES TO THE FINANCIAL STATEMENTS-CONTINUED
FOR THE YEAR ENDED JUNE 30, 2001**

3. Written repurchase agreements in the securities listed above provided that the market value of the securities subject to the repurchase agreement must exceed the principal value of the agreement by at least two percent and be marked to market daily, and that the term of the agreement must not exceed thirty days;
4. Bonds and other obligations of the State of Ohio;
5. No-load money market mutual funds consisting exclusively of obligations described in division (1) or (2) of this section and repurchase agreements secured by such obligations, provided that investments in securities described in this division are made only through eligible institutions;
6. The State Treasurer's investment pool (STAR Ohio);
7. Certain bankers' acceptances and commercial paper notes for a period not to exceed one hundred and eighty days from the date of purchase in an amount not to exceed twenty-five percent of the interim moneys available for investment at any one time; and,
8. Under limited circumstances, corporate debt interests rated in either of the two highest rating classifications by at least two nationally recognized rating agencies.

Investments in stripped principal or interest obligations, reverse repurchase agreements and derivatives are prohibited. The issuance of taxable notes for the purpose of arbitrage, the use of leverage and short selling are also prohibited. An investment must mature within five years from the date of purchase unless matched to a specific obligation or debt of the School District, and must be purchased with the expectation that it will be held to maturity. Investments may only be made through specified dealers and institutions. Payment for investments may be made only upon delivery of the securities representing the investments to the treasurer or, if the securities are not represented by a certificate, upon receipt of confirmation of transfer from the custodian.

Investments, including repurchase agreements, made by the District and information concerning reverse repurchase agreements are summarized below. The investments that are represented by specific identifiable investment securities are classified as to credit risk by the three categories described below:

- Category 1 - Insured or registered, or securities held by the District or its agent in the District's name.
- Category 2 - Uninsured and unregistered, with securities held by the counter-party's trust department or agent in the District's name.
- Category 3 - Uninsured and unregistered, with securities held by the counter-party or by its trust department or agent but not in the District's name.

TOLEDO CITY SCHOOL DISTRICT
NOTES TO THE FINANCIAL STATEMENTS-CONTINUED
FOR THE YEAR ENDED JUNE 30, 2001

Based on the above criteria, the District's deposits investments at June 30, 2001 are classified as follows:

	Category 1	Category 2	Category 3	Reported Amount	Fair Value
Investments:					
United States Agency Securities		\$8,688,766		\$8,688,766	\$8,688,766
Commercial Paper	\$13,944,327			13,944,327	13,944,327
Repurchase Agreements			\$9,234,727	9,234,727	9,234,727
Totals	<u>\$13,944,327</u>	<u>\$8,688,766</u>	<u>\$9,234,727</u>	\$31,867,820	\$31,867,820
Investment in State Treasurers					
Asset Reserve (STAR Ohio) (1)				12,689,349	12,689,349
Total Investments				<u>\$44,557,169</u>	<u>\$44,557,169</u>

- (1) The District's investment in the State Treasurer's pool (STAR Ohio) are not categorized because it is not evidenced by securities that exist in physical or book entry form. Investments in STAR Ohio are backed by the securities purchased by STAR Ohio. Historically, over 90% of investments purchased by STAR Ohio are U.S. Government Obligations and all securities purchased are held in a third party custodial arrangement on behalf of STAR Ohio. STAR Ohio is not registered with the SEC as an investment company, but does operate in a manner consistent with Rule 2a7 of the Investment Company Act of 1940. Investments in STAR Ohio are valued per share, which is the price the investment could be sold for on June 30, 2001.

**TOLEDO CITY SCHOOL DISTRICT
NOTES TO THE FINANCIAL STATEMENTS-CONTINUED
FOR THE YEAR ENDED JUNE 30, 2001**

5. INTERFUND RECEIVABLES/PAYABLES

Inter-fund Loans Receivable/Payable and Advances To/From Other Funds - short term loans at June 30, 2001 from one individual fund to another are as follows:

	<u>Receivable</u>	<u>Payable</u>
GENERAL FUND	\$2,230,941	
<u>SPECIAL REVENUE FUNDS:</u>		
Other Grants		\$22,317
Career Development		8,241
Excellence in Education		934
Public School Support		19,927
Miscellaneous State Grant		17,386
Adult Basic Education		346,451
Migrant Education - Title I		3,008
Vocational Education		71,672
E.C.I.A. - Chapter I		7,413
E.C.I.A. - Chapter II		157,552
Drug Free Schools		248,874
EHA Preschool		3,371
Miscellaneous Federal Grants		287,883
Total Special Revenue Funds		<u>1,195,029</u>
 <u>CAPITAL PROJECTS FUNDS:</u>		
Vocational Education Equipment		121,191
Total Capital Projects Funds		<u>121,191</u>
 <u>ENTERPRISE FUNDS:</u>		
Food Service Fund		799,790
Uniform School Supply Fund		4,931
Adult Education		110,000
Total Enterprise Funds		<u>914,721</u>
 Total	<u>\$2,230,941</u>	<u>\$2,230,941</u>

**TOLEDO CITY SCHOOL DISTRICT
NOTES TO THE FINANCIAL STATEMENTS-CONTINUED
FOR THE YEAR ENDED JUNE 30, 2001**

6. SEGMENT INFORMATION FOR ENTERPRISE FUNDS

The District maintains four Enterprise funds that provide services. Segment information for the year ended June 30, 2001 follows:

	<u>Food Service</u>	<u>Uniform School Supplies</u>	<u>Vocational Rotary</u>	<u>Adult Education</u>	<u>Total</u>
Operating Revenue	\$2,576,547	\$156,350	\$338,855	\$837,392	\$3,909,144
Depreciation	55,776	0	575	23,299	79,650
Operating Income (loss)	(8,120,617)	(7,864)	10,275	(600,139)	(8,718,345)
Operating Grants	6,831,083	0	0	405,388	7,236,471
Operating Transfers-In	1,311,583	7,327	0	231,215	1,550,125
Net Income (loss)	21,300	(537)	6,219	36,464	63,446
Net Working Capital (deficit)	(312,322)	13,877	237,505	103,671	42,731
Total Assets	1,672,790	29,438	241,707	468,919	2,412,854
Total Equity	241,881	13,877	240,268	208,572	704,598

7. FUND BALANCE/RETAINED EARNINGS DEFICITS

<u>FUND</u>	<u>DEFICIT</u>
Pupil Impact Aid	\$1,748,764
Pre-School Handicapped Child	153,494
Vocational Education	121,960
ECIA Chapter II	135,889
Drug Free Schools	148,277
EHA Preschool Handicapped	25,112
VEA Equipment	114,693
Administrative Services - Employee Benefit Self-Insurance	961,477

Pupil Impact Aid Fund:

The fund deficit in the Pupil Impact Aid Fund is attributable primarily to timing differences between revenue and expenditures. The effect of level expenditures combined with the uneven nature of certain receipts can result in a minor imbalance condition at any given point in time.

Pre-School Handicapped Child Fund:

The fund deficit in the Pre-School Handicapped Child Fund is attributable primarily to timing differences between revenue and expenditures. The effect of level expenditures combined

**TOLEDO CITY SCHOOL DISTRICT
NOTES TO THE FINANCIAL STATEMENTS-CONTINUED
FOR THE YEAR ENDED JUNE 30, 2001**

with the uneven nature of certain receipts can result in a minor imbalance condition at any given point in time.

Vocational Education Fund:

The fund deficit in the Vocational Education Fund is attributable primarily to timing differences between revenue and expenditures. The effect of level expenditures combined with the uneven nature of certain receipts can result in a minor imbalance condition at any given point in time.

ECIA Chapter II Fund:

The fund deficit in the ECIA Chapter II Fund is attributable primarily to timing differences between revenue and expenditures. The effect of level expenditures combined with the uneven nature of certain receipts can result in a minor imbalance condition at any given point in time.

Drug Free Schools Fund:

The fund deficit in the Drug Free Schools Fund is attributable primarily to timing differences between revenue and expenditures. The effect of level expenditures combined with the uneven nature of certain receipts can result in a minor imbalance condition at any given point in time.

EHA Preschool Handicapped Fund:

The fund deficit in the EHA Preschool Handicapped Fund is attributable primarily to timing differences between revenue and expenditures. The effect of level expenditures combined with the uneven nature of certain receipts can result in a minor imbalance condition at any given point in time.

VEA Equipment Fund:

The fund deficit in the VEA Equipment Fund is attributable primarily to timing differences between revenue and expenditures. The effect of level expenditures combined with the uneven nature of certain receipts can result in a minor imbalance condition at any given point in time.

Administrative Services Employee Benefit Self-Insurance Fund:

The fund deficit in the Administrative Services Employee Benefit Self-Insurance Fund is attributed primarily to timing differences between revenues and expenditures. The revenue needed to reimburse this fund will be collected in the next fiscal year.

8. PROPERTY TAX REVENUES

Property taxes include amounts levied against real, public utility and tangible personal (business) property. The assessed value, by property classification, upon which taxes collected in 2000 were based are as follows:

**TOLEDO CITY SCHOOL DISTRICT
 NOTES TO THE FINANCIAL STATEMENTS-CONTINUED
 FOR THE YEAR ENDED JUNE 30, 2001**

Real Estate	\$2,322,609,060
Tangible Personal and Public Utility	590,234,810
Total Assessed Property Value	\$2,912,843,870

In 2001, real property taxes were levied in January on the assessed values as of January 1, 2000, the lien date. Assessed values are established by the County Auditor at 35% of appraised market value. A revaluation of real property is required to be completed no less than every six years, with a statistical update every third year. The most recent revaluation is to be completed in November, 2003. Tangible personal property tax is assessed on equipment and inventory held by businesses. Tangible property is assessed at 25% of true value (as defined). In 2001, each business was eligible to receive a \$10,000 exemption in assessed value that was reimbursed by the State.

Real property taxes are payable semi-annually with 50% due in February 2001 and 50% due in July 2001.

The County Auditor remits portions of the taxes collected to all taxing districts with periodic settlements of Real and Public Utility property taxes in February and August and Tangible Personal Property taxes in June and October. The District records billed but uncollected property taxes as receivables at their estimated net realizable value.

Property Taxes receivable represents uncollected current and delinquent real, personal, and public utility taxes that were measurable and available as of June 30, 2001. Since the majority of the current receivables are not "due" until July, they have accordingly been classified as deferred revenue. That portion of taxes collected during the accrual period that was delinquent as of June 30 is considered as revenue of the current period.

9. FIXED ASSETS

A summary of the Proprietary Fund property, plant, and equipment at June 30, 2001, follows:

Land and Land Improvements	\$75,716
Buildings	950,226
Furniture and Equipment	881,731
Vehicles	203,846
Total Cost of Fixed Assets	2,111,519
Less: Accumulated Depreciation	(1,438,581)
Net Fixed Assets - Proprietary Funds	\$672,938

**TOLEDO CITY SCHOOL DISTRICT
NOTES TO THE FINANCIAL STATEMENTS-CONTINUED
FOR THE YEAR ENDED JUNE 30, 2001**

A summary of the changes in General Fixed Assets follows:

	Balance July 1, 2000	Additions	Deletions	Balance June 30, 2001
Land and Land Improvements	\$16,506,567			\$16,506,567
Buildings	134,208,842	1,486,281	227,401	135,467,722
Furniture and Equipment	49,670,804	2,514,014	62,584	52,122,234
Vehicles	9,847,032	130,616	53,404	9,924,244
Library Books	7,763,528	416,043	946,360	7,233,211
Total	<u>\$217,996,773</u>	<u>\$4,546,954</u>	<u>\$1,289,749</u>	<u>\$221,253,978</u>

10. NOTES PAYABLE

The District had the following School Energy Conservation Bond Anticipation Note outstanding at June 30, 2001:

<u>Original Amount</u>	<u>Interest Rate</u>	<u>Issue Date</u>	<u>Maturity Date</u>
\$1,398,000	3.345%	01/26/00	01/25/02

The note is backed by the full faith and credit of the District and proceeds were used to upgrade the energy efficiency of the entire District.

11. LONG-TERM DEBT AND OTHER OBLIGATIONS:

Long-term debt and other obligations of the District at June 30, 2001 were as follows:

	Maturity Date	Date Through	Interest Rate	Balance July 1, 2001	Additions	Deductions	Balance June 30, 2001
<u>General Obligation Bonds:</u>							
Total General Obligation Bonds	1992	2001	5-5.3%	\$980,000		\$980,000	\$0
				<u>\$980,000</u>	<u>\$0</u>	<u>\$980,000</u>	<u>\$0</u>
<u>General Obligation Long Term Notes:</u>							
1987 EPA Promissory Note		2006	0.0%	\$505,506	\$0	\$93,000	\$412,506
<u>Other Obligations:</u>							
Compensated Absences				\$33,052,982	\$1,411,407		\$34,464,389

**TOLEDO CITY SCHOOL DISTRICT
NOTES TO THE FINANCIAL STATEMENTS-CONTINUED
FOR THE YEAR ENDED JUNE 30, 2001**

Pension Obligation Payable	2,451,853	0	207,699	2,244,154
<u>Obligations Under Capital Lease:</u>				
Enterprise Funds	\$19,539	\$0	\$8,468	\$11,071
Governmental Funds	4,498,942	0	1,621,798	2,877,144
Total Capital Lease Obligations	<u>\$4,518,481</u>	<u>\$0</u>	<u>\$1,630,266</u>	<u>\$2,888,215</u>

Future Long-Term Debt: A summary of the District's future long-term debt funding requirements as of June 30, 2001 follows:

Bonds and Long-Term Notes		
<u>Year</u>	<u>Principal</u>	<u>Interest</u>
2002	\$1,491,000	\$55,765
2003	93,000	
2004	93,000	
2005	93,000	
2006	40,506	
Totals	<u>\$1,810,506</u>	<u>\$55,765</u>

All bonds and notes outstanding are general obligations of the District for which the full faith credit of the District is pledged for repayment. Accordingly, such unmatured obligations of the School District are accounted for in the General Long-Term Obligation Account Group. The School Energy Conservation Note Payable is accounted for in the Capital Projects Fund. Payments of principal and interest relating to these liabilities are recorded as expenditures in the Debt Service Fund. The source of repayment is derived from a current mill bonded debt tax levy.

Compensated Absences: Additions and deletions of compensated absences are shown net since it is impractical for the District to determine these amounts separately.

Operating Leases: At June 30, 2001 the District had no operating leases for office space and equipment greater than one year in length. Operating lease payments are recorded as an expenditure/expense for the current period.

Pension Obligation Payable: Additions and deletions of pension obligation payable are shown net since it is impractical for the District to determine these amounts separately.

Capital Lease Obligations: The District has entered into certain other agreements to lease equipment and other assets. Such agreements are, in substance, purchases (capital leases) and are classified as capital lease obligations in the financial statements. The District did not enter into any capital lease obligations during fiscal year 2001. All capital leases are comprised of vehicles, copying machines, and computer hardware.

**TOLEDO CITY SCHOOL DISTRICT
NOTES TO THE FINANCIAL STATEMENTS-CONTINUED
FOR THE YEAR ENDED JUNE 30, 2001**

The District's future minimum lease payments under capital lease obligations as of June 30, 2001 are as follows:

Fiscal Year Ending	Principal Amount	Interest Amount	Total Future Lease Payments
2002	\$1,281,779	\$140,607	\$1,422,386
2003	1,057,709	80,019	1,137,728
2004	512,101	23,908	536,009
2005	36,626	1,011	37,637
Total Minimum Lease Payments	<u>\$2,888,215</u>	<u>\$245,545</u>	<u>\$3,133,760</u>

12. PENSION OBLIGATIONS

Defined Benefit Pension Plans

A. State Teachers Retirement System

The School District participates in the State Teachers Retirement System of Ohio (STRS), a cost-sharing multiple employer public employee retirement system administered by the State Teachers Retirement Board. STRS provides basic retirement benefits, disability, survivor, and health care benefits based on eligible service credit to members and beneficiaries. Benefits are established by Chapter 3307 of the Ohio Revised Code. STRS issues a publicly available financial report that includes financial statements and required supplementary information. The report may be obtained by writing to the State Teachers Retirement System, 275 E. Broad Street, Columbus, Ohio 43215-3771.

Plan members are required to contribute 9.3 percent of their annual covered salary and the School District is required to contribute 14 percent; 6 percent was the portion used to fund pension obligations. Contribution rates are established by STRS, upon recommendation of its consulting actuary, not to exceed statutory maximum rates of 10 percent for members and 14 percent for employers. The District's contributions for pension obligations to STRS for the fiscal years ended June 30, 2001, 2000, and 1999 were \$8,828,618, \$8,894,754, and \$14,536,975, 83.54 percent has been contributed for fiscal year 2001 and 100 percent for fiscal years 2000 and 1999. The unpaid contribution for fiscal year 2001, in the amount of \$3,390,708, is recorded as a liability within the respective funds.

TOLEDO CITY SCHOOL DISTRICT
NOTES TO THE FINANCIAL STATEMENTS-CONTINUED
FOR THE YEAR ENDED JUNE 30, 2001

B. School Employees Retirement System

The District contributes to the School Employees Retirement System (SERS), a cost-sharing multiple-employer defined benefit pension plan. SERS provides retirement and disability benefits, annual cost-of-living adjustments, and death benefits to plan members and beneficiaries. Authority to establish and amend benefits is provided by State statute per Chapter 3309 of the Ohio Revised Code. SERS issues a publicly available, stand-alone financial report that includes financial statements and required supplementary information. That report may be obtained by writing to the School Employees Retirement System, 45 N. Fourth Street, Columbus, Ohio 43215.

Plan members are required to contribute 9 percent of their annual covered salary and the District is required to contribute an actuarially determined rate. The current rate is 14 percent of annual covered payroll. For fiscal year 2001, 4.2 percent was the portion used to fund pension obligations. For fiscal year 2000, 5.5 percent was the portion used to fund pension obligations. The contribution requirements of plan members and employers are established and may be amended, up to statutory maximum amounts, by the SERS Retirement Board. The District's contributions for pension obligations to SERS for the fiscal years ended June 30, 2001, 2000, and 1999 were \$6,029,225, \$6,638,421, and \$6,362,068, respectively; 44.80 percent has been contributed for fiscal year 2001 and 100 percent for fiscal years 2000 and 1999. The unpaid contribution for fiscal year 2000 in the amount of \$3,328,200, is recorded as a liability within the respective funds and the general long-term obligations account group.

Postemployment Benefits

The District provides comprehensive health care benefits to retired teachers and their dependents through the State Teachers Retirement System (STRS), and to retired non-certified employees and their dependents through the School Employees Retirement System (SERS). Benefits include hospitalization, physicians' fees, prescription drugs and reimbursement of monthly medicare premiums. Benefit provisions and the obligation to contribute are established by the Systems based on authority granted by State statute. Both systems are funded on a pay-as-you-go basis.

The State Teachers Retirement Board has statutory authority over how much, if any, of the health care costs will be absorbed by STRS. Most benefit recipients pay a portion of the health care cost in the form of a monthly premium. By Ohio law, the cost of coverage paid from STRS funds shall be included in the employer contribution rate, currently 14 percent of covered payroll. Through June 30, 2000 (latest information available), the Board allocated employer contributions equal to eight percent of covered payroll to the Health Care Reserve Fund. For the District, this amount equaled \$11,771,491 during fiscal 2001.

STRS pays health care benefits from the Health Care Reserve Fund. The balance in the Fund was \$3,419 million at June 30, 2000 (the latest information available). For the year ended June 30, 2000 net health care costs paid by STRS were \$283,137,000 and STRS had 99,011 eligible benefit recipients.

**TOLEDO CITY SCHOOL DISTRICT
NOTES TO THE FINANCIAL STATEMENTS-CONTINUED
FOR THE YEAR ENDED JUNE 30, 2001**

For SERS, coverage is made available to service retirees with ten or more years of qualifying service credit, and disability and survivor benefit recipients. Members retiring on or after August 1, 1989, with less than twenty-five years of service credit must pay a portion of their premium for health care. The portion is based on years of service up to a maximum of 75 percent of the premium.

For this fiscal year, employer contributions to fund health care benefits were 9.8 percent of covered payroll, an increase from 1.3 percent for fiscal year 2000. In addition, SERS levies a surcharge to fund health care benefits equal to 14 percent of the difference between a minimum pay and the member's pay, pro-rated for partial service credit. For fiscal year 2001 the minimum pay has been established at \$12,400. For the District, the amount to fund healthcare benefits, including the surcharge, was \$4,434,562 for fiscal year 2001.

The surcharge, added to the unallocated portion of the 14 percent employer contribution rate, provides for maintenance of the asset target level for the health care fund. The target level for the health care reserve is 150 percent of annual health care expenses. Expenses for health care at June 30, 2000 (the latest information available), were \$140,696,340 and the target level was \$211 million. At June 30, 2000 SERS had net assets available for payment of health care benefits of \$252.3 million. SERS has approximately 50,000 participants currently receiving health care benefits

13. RISK MANAGEMENT

The District is exposed to financial loss resulting from District-caused damage to property or bodily injuries or illness of employees, unemployment compensation benefits to previous employees, and employee health care, prescription drug, dental and life insurance benefits. The Administrative Services - Employee Benefit Self-Insurance Fund, an internal service fund, is used to account for, and finance self-insurance activities. This fund includes prescription drug, dental and life insurance benefits. The District also maintains an Administrative Services - Workers Compensation Fund that was established under the State of Ohio's retrospective rating plan provisions. These costs are also accounted for in an Internal Service fund.

In accordance with section C50.141 of the 2001 GASB Codification , estimated liabilities are accrued in all Self-Insurance funds for the value of current outstanding claims and claims incurred but not reported (IBNR). Annual actuarial studies are performed for the Employee Benefit Self Insurance and Workers Compensation Funds to determine the recommended funding levels for related risk areas. The claims liability of \$4,756,396 (Accrued Wages and Benefits) reported in the Employee Benefit Self - Insurance Fund and \$2,880,284 (Due to Other Governments) in the Workers Compensation Self-Insurance Fund is based on the requirements of Government Accounting Standards Board Statement 10 as amended by Government Accounting Standards Board Statement 30. This statement requires that a liability for claims be reported if information indicates, prior to the issuance of the financial statements, that it is probable that a liability has been incurred at the date of the financial statements and the amount of the loss can be reasonably estimated.

Changes in the Fund's claims liability amount in fiscal year ended June 30, 2001 is as follows:

**TOLEDO CITY SCHOOL DISTRICT
 NOTES TO THE FINANCIAL STATEMENTS-CONTINUED
 FOR THE YEAR ENDED JUNE 30, 2001**

	<u>Beginning of Fiscal Year Liability</u>	<u>Current Year Claims & Changes in Estimates</u>	<u>Balance at Fiscal Year End</u>
1999	\$ 2,641,822	\$ 1,477,057	\$ 4,118,879
2000	\$ 4,118,879	\$ 5,674,043	\$ 9,792,922
2001	\$ 9,792,922	\$ (2,156,242)	\$ 7,636,680

District property, employee health care, and all other insurance coverage's are provided by commercial insurance policies. Settled claims have not exceeded this commercial coverage in any of the past three years.

14. CONTINGENT LIABILITIES

A. Grants

The District receives significant financial assistance from numerous federal, state, and local agencies in the form of grants. The disbursement of funds received under these programs generally requires compliance with terms and conditions specified in the grant agreements and is subject to audit by the grantor agencies. Any disallowed claims resulting from such audits could become a liability of the General Fund or other applicable funds. However, in the opinion of management, any such disallowed claims will not have a material effect on any of the financial statements of the individual fund types included herein or on the overall financial position of the District at June 30, 2001.

B. Litigation

There are several lawsuits pending in which the District is involved. It is the opinion of management that the potential claims against the District not covered by insurance resulting from litigation would not materially affect the financial statements of the District.

15. STATE SCHOOL FUNDING DECISION

On September 6, 2001, the Ohio Supreme Court issued its latest opinion regarding the State's school funding plan. The decision identified aspects of the current plan that require modification if the plan is to be considered constitutional, including:

- A change in the school districts that are used as the basis for determining the base cost support amount. Any change in the amount of funds distributed to school districts as a result of this change must be retroactive to July 1, 2001, although a time line for distribution is not specified.
- Fully funding parity aid no later than the beginning of fiscal year 2001 rather than fiscal year 2006.

The Supreme Court relinquished jurisdiction over the case based on anticipated compliance with its order.

**TOLEDO CITY SCHOOL DISTRICT
NOTES TO THE FINANCIAL STATEMENTS-CONTINUED
FOR THE YEAR ENDED JUNE 30, 2001**

In general, it is expected that the decision would result in an increase in State funding for most Ohio school districts. However, as of December, 19, 2001, the Ohio General Assembly is still analyzing the impact this Supreme Court decision will have on funding for individual school districts. Further, the State of Ohio, in a motion filed September 17, 2001, asked the Court to reconsider and clarify the parts of the decision changing the school districts that are used as the basis for determining the base cost support amount and the requirement that changes be made retroactive to July 1, 2001.

On November 2, 2001, the Court granted this motion for reconsideration. The Court may re-examine and determine any issue upon such reconsideration.

As of the date of these financial statements, the School District is unable to determine what effect, if any, this decision and the reconsideration will have on its future State funding and on its financial operations.

16. SET ASIDE REQUIREMENTS

The District is required by state law to set aside, into various reserves, general fund revenue amounts for textbooks, materials and supplies and capital maintenance. In addition, the District has established a budget stabilization reserve. During the fiscal year ended June 30, 2001 the reserve activity was as follows:

	<u>Materials and Supplies</u>	<u>Capital Maintenance</u>	<u>Budget Stabilization</u>	<u>Totals</u>
Set-aside Cash Balance as of June 30, 2000	\$0	\$0	\$5,340,671	\$5,340,671
FY 2000 Set-Aside Requirement	5,298,882	5,298,882		10,597,764
FY 2000 Offsets	(588,708)	(4,537,603)		(5,126,311)
Qualifying Disbursements	(4,967,223)	(8,931,190)		(13,898,413)
Total	<u>(\$257,049)</u>	<u>(\$8,169,911)</u>	<u>\$5,340,671</u>	<u>(\$3,086,289)</u>
Amount Restricted for Budget Stabilization			<u>\$5,340,671</u>	

Although the District had off-sets and qualifying disbursements during the year that reduced the set-aside amounts below zero, these extra amounts may not be used to reduce the set-aside requirements of future years. Negative amounts are therefore not presented as being carried forward to the next fiscal year.

THIS PAGE INTENTIONALLY LEFT BLANK

GENERAL FUND

This fund consists of a set of accounts used to show all ordinary operations of the school system. Generally, it is used for transactions which do not have to be accounted for in another fund.

TOLEDO SCHOOL DISTRICT, OHIO
GENERAL FUND
SCHEDULE OF REVENUES, EXPENDITURES AND
CHANGES IN FUND BALANCE BUDGET AND ACTUAL
(NON-GAAP BUDGETARY BASIS)
FOR YEAR ENDED JUNE 30, 2001

General Fund	Budget	Actual	Variance Favorable (Unfavorable)
Revenues			
Revenue from Local Sources	\$97,845,738	\$101,261,780	\$3,416,042
Revenue from State Sources	157,776,779	157,776,779	0
Revenue from Federal Sources	659,035	659,035	0
Revenues	<u>256,281,552</u>	<u>259,697,594</u>	<u>3,416,042</u>
Expenditures			
Regular Instruction			
Salaries & Wages	67,925,076	67,924,472	604
Employees Retire. & Ins. Benefits	19,093,972	19,093,972	0
Purchased Services	827,727	816,193	11,534
Supplies and Materials	3,556,456	3,544,442	12,014
Capital Outlay - New	43,541	42,845	696
Miscellaneous and Other Objects	29,800	29,635	165
Regular Instruction	<u>91,476,572</u>	<u>91,451,559</u>	<u>25,013</u>
Special Instruction			
Salaries & Wages	23,739,486	23,739,486	0
Employees Retire. & Ins. Benefits	6,387,420	6,387,420	0
Purchased Services	199,018	193,765	5,253
Supplies and Materials	306,724	304,902	1,822
Capital Outlay - New	7,488	7,369	119
Special Instruction	<u>30,640,136</u>	<u>30,632,942</u>	<u>7,194</u>
Vocational Education			
Salaries & Wages	7,035,542	7,035,542	0
Employees Retire. & Ins. Benefits	1,810,310	1,810,310	0
Purchased Services	99,673	97,967	1,706
Supplies and Materials	439,204	428,995	10,209
Capital Outlay - New	514,450	511,375	3,075
Miscellaneous and Other Objects	15,815	14,351	1,464
Vocational Education	<u>9,914,994</u>	<u>9,898,540</u>	<u>16,454</u>
Adult/Continuing Instruction			
Salaries & Wages	191,536	191,536	0
Employees Retire. & Ins. Benefits	79,142	79,142	0
Adult/Continuing Instruction	<u>270,678</u>	<u>270,678</u>	<u>0</u>
Other Instruction			
Purchased Services	10,339,419	10,122,436	216,983
Other Instruction	<u>10,339,419</u>	<u>10,122,436</u>	<u>216,983</u>
Support Services - Pupils			
Salaries & Wages	8,994,159	8,994,159	0
Employees Retire. & Ins. Benefits	2,416,625	2,416,625	0
Purchased Services	244,788	235,573	9,215
Supplies and Materials	296,398	289,954	6,444
Capital Outlay - New	36,443	36,443	0
Miscellaneous and Other Objects	116	116	0
Support Services - Pupils	<u>11,988,529</u>	<u>11,972,870</u>	<u>15,659</u>

TOLEDO SCHOOL DISTRICT, OHIO
GENERAL FUND
SCHEDULE OF REVENUES, EXPENDITURES AND
CHANGES IN FUND BALANCE BUDGET AND ACTUAL
(NON-GAAP BUDGETARY BASIS)
FOR YEAR ENDED JUNE 30, 2001
(Continued)

General Fund - Continued	Budget	Actual	Variance Favorable (Unfavorable)
Support Services - Instruct. Staff			
Salaries & Wages	7,739,813	7,739,485	328
Employees Retire. & Ins. Benefits	2,809,356	2,809,202	154
Purchased Services	303,100	301,217	1,883
Supplies and Materials	459,559	456,281	3,278
Capital Outlay - New	178,969	178,941	28
Miscellaneous and Other Objects	1,755	1,752	3
	<hr/>	<hr/>	<hr/>
Support Services - Instruct. Staff	11,492,552	11,486,878	5,674
Support Services - Bd. of Education			
Salaries & Wages	53,011	53,011	0
Employees Retire. & Ins. Benefits	14,418	14,412	6
Purchased Services	10,056	6,037	4,019
Supplies and Materials	909	861	48
Miscellaneous and Other Objects	24,128	23,928	200
	<hr/>	<hr/>	<hr/>
Support Services - Bd. of Education	102,522	98,249	4,273
Support Services - Administration			
Salaries & Wages	12,444,531	12,444,531	0
Employees Retire. & Ins. Benefits	3,513,730	3,513,550	180
Purchased Services	630,960	513,979	116,981
Supplies and Materials	119,019	112,062	6,957
Capital Outlay - New	24,143	24,143	0
Miscellaneous and Other Objects	264,810	264,810	0
	<hr/>	<hr/>	<hr/>
Support Services - Administration	16,997,193	16,873,075	124,118
Fiscal Services			
Salaries & Wages	1,619,287	1,619,287	0
Employees Retire. & Ins. Benefits	472,998	472,998	0
Purchased Services	165,835	160,421	5,414
Supplies and Materials	43,653	42,442	1,211
Capital Outlay - New	25,277	25,277	0
Miscellaneous and Other Objects	1,514,950	1,504,231	10,719
	<hr/>	<hr/>	<hr/>
Fiscal Services	3,842,000	3,824,656	17,344
Support Services - Business			
Salaries & Wages	1,117,963	1,117,963	0
Employees Retire. & Ins. Benefits	321,045	321,045	0
Purchased Services	313,250	308,170	5,080
Supplies and Materials	261,151	253,498	7,653
Capital Outlay - New	59,060	59,060	0
Miscellaneous and Other Objects	1,725	1,725	0
	<hr/>	<hr/>	<hr/>
Support Services - Business	2,074,194	2,061,461	12,733
Operation and Maint. of Plant Serv.			
Salaries & Wages	13,297,309	13,297,213	96
Employees Retire. & Ins. Benefits	4,077,082	4,077,082	0
Purchased Services	8,384,067	8,298,941	85,126
Supplies and Materials	1,661,844	1,624,735	37,109
Capital Outlay - New	272,910	272,910	0
Capital Outlay - Replacement	26,380	26,356	24
Miscellaneous and Other Objects	217,083	211,204	5,879
	<hr/>	<hr/>	<hr/>
Operation and Maint. of Plant Serv.	27,936,675	27,808,441	128,234

TOLEDO SCHOOL DISTRICT, OHIO
GENERAL FUND
SCHEDULE OF REVENUES, EXPENDITURES AND
CHANGES IN FUND BALANCE BUDGET AND ACTUAL
(NON-GAAP BUDGETARY BASIS)
FOR YEAR ENDED JUNE 30, 2001
(Continued)

General Fund - Continued	Budget	Actual	Variance Favorable (Unfavorable)
Support Services - Pupil Transp.			
Salaries & Wages	4,113,819	4,113,819	0
Employees Retire. & Ins. Benefits	1,642,319	1,642,319	0
Purchased Services	3,466,781	3,454,968	11,813
Supplies and Materials	596,330	594,806	1,524
Capital Outlay - New	348,649	348,649	0
Capital Outlay - Replacement	8,673	8,673	0
Miscellaneous and Other Objects	105,878	105,878	0
	<hr/>	<hr/>	<hr/>
Support Services - Pupil Transp.	10,282,449	10,269,112	13,337
Support Services - Central			
Salaries & Wages	3,903,704	3,903,704	0
Employees Retire. & Ins. Benefits	1,031,287	1,031,287	0
Purchased Services	744,303	670,815	73,488
Supplies and Materials	319,216	318,596	620
Capital Outlay - New	594,343	594,309	34
Capital Outlay - Replacement	2,835	2,835	0
Miscellaneous and Other Objects	1,979	1,979	0
	<hr/>	<hr/>	<hr/>
Support Services - Central	6,597,667	6,523,525	74,142
Food Service Operations			
Purchased Services	1,370	1,370	0
Supplies and Materials	1,520	1,520	0
Capital Outlay - New	42,269	42,269	0
Miscellaneous and Other Objects	480	480	0
	<hr/>	<hr/>	<hr/>
Food Service Operations	45,639	45,639	0
Community Services			
Salaries & Wages	728,818	728,818	0
Employees Retire. & Ins. Benefits	111,184	111,184	0
Purchased Services	53,050	53,050	0
Supplies and Materials	2,836	2,758	78
Miscellaneous and Other Objects	42,500	42,500	0
	<hr/>	<hr/>	<hr/>
Community Services	938,388	938,310	78
Other Operation of Non-Instr. Serv.			
Salaries & Wages	5,492,196	5,492,196	0
Employees Retire. & Ins. Benefits	2,848,943	2,847,640	1,303
Purchased Services	79,799	79,799	0
Miscellaneous and Other Objects	19,014	19,014	0
	<hr/>	<hr/>	<hr/>
Other Operation of Non-Instr. Serv.	8,439,952	8,438,649	1,303
Academic and Subject Oriented Act.			
Salaries & Wages	297,935	297,935	0
Employees Retire. & Ins. Benefits	45,249	45,249	0
Purchased Services	398	398	0
	<hr/>	<hr/>	<hr/>
Academic and Subject Oriented Act.	343,582	343,582	0
Occupation Oriented Activities			
Salaries & Wages	92,496	92,496	0
Employees Retire. & Ins. Benefits	14,069	14,069	0
	<hr/>	<hr/>	<hr/>
Occupation Oriented Activities	106,565	106,565	0

TOLEDO SCHOOL DISTRICT, OHIO
GENERAL FUND
SCHEDULE OF REVENUES, EXPENDITURES AND
CHANGES IN FUND BALANCE BUDGET AND ACTUAL
(NON-GAAP BUDGETARY BASIS)
FOR YEAR ENDED JUNE 30, 2001
(Continued)

General Fund - Continued	Budget	Actual	Variance Favorable (Unfavorable)
	<u> </u>	<u> </u>	<u> </u>
Sport Oriented Activities			
Salaries & Wages	1,197,179	1,197,179	0
Employees Retire. & Ins. Benefits	199,369	199,369	0
Purchased Services	154,105	153,422	683
Supplies and Materials	2,174	2,173	1
Capital Outlay - New	28,945	28,945	0
Miscellaneous and Other Objects	100,300	57,419	42,881
	<u>1,682,072</u>	<u>1,638,507</u>	<u>43,565</u>
Sport Oriented Activities			
School & Pub. Serv. Co-Curric. Act.			
Salaries & Wages	146,620	146,620	0
Employees Retire. & Ins. Benefits	22,268	22,268	0
	<u>168,888</u>	<u>168,888</u>	<u>0</u>
School & Pub. Serv. Co-Curric. Act.			
Contingencies			
Miscellaneous and Other Objects	5,340,671	5,340,671	0
Contingencies			
Other Uses of Funds	0	(450,000)	450,000
	<u>183,554</u>	<u>183,554</u>	<u>0</u>
Site Improvement Services			
Purchased Services	5,860	5,860	0
Capital Outlay - New			0
Miscellaneous and Other Objects	177,694	177,694	0
	<u>183,554</u>	<u>183,554</u>	<u>0</u>
Site Improvement Services			
Expenditures	251,204,891	250,048,787	1,156,104
Excess (Deficiency) of Revenues			
Over Expenditures	5,076,661	9,648,807	4,572,146
Other Financing Sources (Uses)			
Transfer - In	0	0	0
Transfer - (Out)	(2,201,415)	(2,201,415)	0
Advance - In	1,475,850	1,475,850	0
Advance - (Out)	(2,576,601)	(2,576,601)	0
Refund of Prior Year Expenditures	157,792	157,792	0
Refund of Prior Year (Receipts)	(5,768)	(5,768)	0
	<u>(3,150,142)</u>	<u>(3,150,142)</u>	<u>0</u>
Other Financing Sources (Uses)			
Excess (Deficiency) of Revenues and			
Other Financing Sources Over			
Expenditures and Other (Uses)	1,926,519	6,498,665	4,572,146
	<u>16,027,134</u>	<u>16,027,134</u>	<u>0</u>
Fund Balance Beginning of Year			
Unexpended prior year encumbrances	791,990	791,990	0
Advances not repaid 6/30/00	1,130,190	1,130,190	0
Fund Balance End of Year	<u>\$19,875,833</u>	<u>\$24,447,979</u>	<u>\$4,572,146</u>

SPECIAL REVENUE FUNDS

Special Revenue Funds are to account for the proceeds of specific revenue sources (other than special assessments, expendable trusts, or for more capital projects) that are legally restricted to expenditures for specified purposes.

School Building Support: A fund provided to account for specific local revenue sources, other than taxes or expendable trusts (i.e. profits from vending machines, sales of pictures, etc.), that are restricted to expenditures for specific purposes approved by board resolution. Such expenditures may include curricular and extracurricular related purchases.

Other Grants: A fund used to account for the proceeds of specific revenue sources, except for state and federal grants that are legally restricted to expenditures for specified purposes.

School Improvement Venture Capital: A fund to account for specific revenues that are legally restricted to expenditures for the corrective action and for compensating third parties for injury and property damage caused by accidental releases arising from the operation of petroleum underground storage tanks.

Administratively Managed Student Activity: A fund provided to account for those student activity programs which have student participation in the activity, but do not have student management of the programs. This fund would usually include athletic programs but could also include the band, cheerleaders, flag corp., and other similar types of activities.

Auxiliary Services: A fund used to account for monies that provide services and materials to pupils attending non-public schools within the school district.

Career Development: A fund provided to account for monies received and expended in conjunction with Vocational Education - Career Development projects funded by the State of Ohio, Ohio Department of Education, Division of Vocational Education.

Post Secondary Vocational Education: A fund provided to account for receipts and expenditures incurred providing opportunities for adults to acquire adequate employment skills.

Teacher Development: A fund provided to account for receipts and expenditures necessary for providing assistance to local school districts for the development of inservice programs.

Excellence in Education: A fund provided to account pupil competency assessment and instructional development in English Composition, Mathematics and Reading as required by the minimum standards for Ohio Schools. This fund is also provided to account for expenses related to the Ohio Science Olympics and to the International Science and Engineering Fair.

SPECIAL REVENUE FUNDS

Career Enhancement Programs: To be used by the school district to develop a Career Ladder plan.

Management Information System: A fund for hardware and software development, or other costs associated with the requirements of the management information system.

Public School Preschool: A fund to assist school districts in paying the cost of preschool programs for three and four year olds.

Disadvantaged Pupil Impact Aid: A fund used to account for monies received for disadvantaged pupil impact aid.

Data Communication: A fund used to account for monies received for the maintenance of the Ohio Educational Computer Network connections.

School Net Professional Development: A fund provided to account for a limited number of professional development subsidy grants.

Textbooks/Instructional Materials Subsidy: A fund to account for moneys received from the state for textbooks, instructional software, instructional materials, and any other materials the District deems to be helpful in providing appropriate instruction to students in the subject areas of reading, writing, mathematics, science, and citizenship.

Special Education Funding for Collaborative Efforts: A fund used to account for special education transitional funding for collaborative efforts set forth in House Bill 770.

Ohio Reads Grant: A fund intended 1) to improve reading outcomes, especially on the fourth grade reading proficiency test and 2) for volunteer coordinators in public school buildings, for educational service centers for costs associated with volunteer coordination, for background checks for volunteers, to evaluate the Ohio Reads Program, and for operating expenses associated with administering the program.

Summer Intervention: A fund used to account for summer intervention services to increase fourth grade reading skills.

Vocational Education Enhancement: A fund used to account for Vocational Education Enhancement that: 1) expand number of students enrolled in tech prep programs, 2) enable students to develop career plans, 3) replace or update equipment essential for instruction of students in job skills.

Alternative Schools: A fund used to account for alternative educational programs for existing and new at-risk and delinquent youth. Programs shall be focused on youth in one or more of the following categories: those who have been expelled or suspended, those who have dropped out of school or who are at the risk of dropping out of school, those who are habitually truant or disruptive, or those on probation or on parole from a Department of Youth Services facility.

SPECIAL REVENUE FUNDS

Extended Learning Opportunity: A fund to provide extended learning opportunities for young at-risk readers and to provide professional development opportunities for teachers to expand their knowledge of effective reading intervention strategies.

Miscellaneous State: A fund used to account for money received from the state government which is not classified elsewhere.

Adult Basic Education: Provision of funds for instructional programs for persons 16 years of age and older who are not enrolled in school and who have less than a twelfth grade education or its equivalent; development of basic educational skills; increase of opportunities for useful employment; improvement of attitudes toward self, family, and community.

Job Training Partnership Act (JTPA): Provision of funds for planning and conducting programs that provide for the training of unemployed persons and for upgrading underemployed persons; reimbursement to boards of education and private schools for developing approved projects; expansion of state direction and supervision of manpower training programs.

Title I - Migrant: Provision of funds for instructional programs for children of migratory agricultural workers; efforts to help youngsters who are deficient in oral English language facility and related language art skills; efforts to build foundations for expanded opportunities for useful adult employment.

EESA and NEDA Title II: Provision of funds for strengthening instruction in science, mathematics, modern foreign languages, English, arts and humanities, reading, history, geography, civics, economics and industrial arts; and may include acquisition of laboratory and other special equipment and materials and minor remodeling.

Special Education - Handicapped: Provision of Grants to assist states in the identification of handicapped children, development of procedural safeguards, implementation of less restrictive alternative services patterns, and provision of full educational opportunities to handicapped children at the preschool, elementary, and secondary levels.

Vocational Education: Provision of funds to boards of education, teacher training institutions, and the state administering agency for cooperating in development of vocational education programs in the following categories: secondary, post-secondary, adult, disadvantaged and handicapped persons, exemplary programs, cooperative education, construction of area vocational schools, ancillary services, research, advisory committees, and work-study projects. Includes sex equity grants.

E.C.I.A. T Chapter I: To provide financial assistance to State and Local educational agencies to meet the special needs of educationally deprived children.

SPECIAL REVENUE FUNDS

E.C.I.A. Chapter II: To consolidate various programs into a single authorization of grants to States for the same purposes set forth in the provisions of law as specified in the authorization section, to be used in accordance with the educational needs and priorities of the state and local agencies.

Emergency Immigrant Assistance Grant: To provide assistance to state educational agencies for educational services and costs for eligible immigrant children enrolled in elementary and secondary public and nonprofit private schools.

Drug-Free Schools Grant: To provide financial assistance for programs of drug abuse education and prevention.

EHA Preschool Grants for the Handicapped: To provide financial assistance to address the improvement and expansion of services for handicapped children ages three (3) through five (5) years.

Telecommunications Act Grant Fund (FCC E-rate): A fund to account for a federal grants which is paid directly to the telecommunication service provider.

Goals 2000: A fund used to account for monies to support a broad range of education improvement goals.

Other Miscellaneous Federal Grant: A fund used to account for various monies received through state agencies from the federal government or directly from the federal government which is not classified elsewhere.

TOLEDO CITY SCHOOL DISTRICT, OHIO
COMBINING BALANCE SHEET
SPECIAL REVENUE FUNDS
JUNE 30, 2001

	<u>School Bldg. Support</u>	<u>Other Grants</u>	<u>School Improv. Venture Cap.</u>	<u>Adm. Managed Student Act.</u>
ASSETS				
Pooled Cash and Investments	\$864,777	\$98,776	\$19,409	\$379,733
Receivables (Net of Allowances)				
Accrued interest				
Accounts		15,247		
Due from Other Governments		58,721		
TOTAL ASSETS	<u><u>\$864,777</u></u>	<u><u>\$172,744</u></u>	<u><u>\$19,409</u></u>	<u><u>\$379,733</u></u>
LIABILITIES AND FUND EQUITY				
Liabilities:				
Accounts Payable	27,145	12,829	249	42,924
Interfund Loans Payable		22,317		
Accrued Wages and Benefits		1,000		
Deferred Revenue				
Due To Other Governments		351	54	
Total Liabilities	<u>27,145</u>	<u>36,497</u>	<u>303</u>	<u>42,924</u>
Equity:				
Fund Balances:				
Reserved for Encumbrances	28,167	8,395	0	13,638
Unreserved:				
Undesignated	809,465	127,852	19,106	323,171
Total Fund Balances	<u>837,632</u>	<u>136,247</u>	<u>19,106</u>	<u>336,809</u>
TOTAL LIABILITIES AND FUND EQUITY	<u><u>\$864,777</u></u>	<u><u>\$172,744</u></u>	<u><u>\$19,409</u></u>	<u><u>\$379,733</u></u>

<u>Auxiliary Services Program</u>	<u>Career Development</u>	<u>Post Secondary Vocational Education</u>	<u>Teacher Development</u>	<u>Excellence in Education</u>	<u>Career Enhancement</u>
\$2,339,462	\$18,579	\$4,219	\$104,405	\$209,474	\$41,285
	18,649	0	227	2,400	
<u>\$2,339,462</u>	<u>\$37,228</u>	<u>\$4,219</u>	<u>\$104,632</u>	<u>\$211,874</u>	<u>\$41,285</u>
931,005	17,257	1,567		30,451	
	8,241			934	
265,209	2,525		2,526	186	6,221
	6,530		227	2,400	
53,507	1,578		1,670	2,863	3,326
<u>1,249,721</u>	<u>36,131</u>	<u>1,567</u>	<u>4,423</u>	<u>36,834</u>	<u>9,547</u>
971,760	1,320	0	0	63,253	0
117,981	(223)	2,652	100,209	111,787	31,738
<u>1,089,741</u>	<u>1,097</u>	<u>2,652</u>	<u>100,209</u>	<u>175,040</u>	<u>31,738</u>
<u>\$2,339,462</u>	<u>\$37,228</u>	<u>\$4,219</u>	<u>\$104,632</u>	<u>\$211,874</u>	<u>\$41,285</u>

Continued

TOLEDO CITY SCHOOL DISTRICT, OHIO
COMBINING BALANCE SHEET
SPECIAL REVENUE FUNDS
JUNE 30, 2001
(Continued)

	Management Information System	Public School Preschool	Pupil Impact Aid	Data Communication
ASSETS				
Pooled Cash and Investments	\$111,722	\$39,207	\$942,450	\$342,934
Receivables (Net of Allowances)				
Accrued interest				
Accounts			98	
Due from Other Governments		9,390		
TOTAL ASSETS	<u>\$111,722</u>	<u>\$48,597</u>	<u>\$942,548</u>	<u>\$342,934</u>
LIABILITIES AND FUND EQUITY				
Liabilities:				
Accounts Payable	7,415	7,207	95,204	
Interfund Loans Payable		19,927		
Accrued Wages and Benefits	3,593	319	2,169,193	
Deferred Revenue				
Due To Other Governments	1,726	1,429	426,915	
Total Liabilities	<u>12,734</u>	<u>28,882</u>	<u>2,691,312</u>	<u>0</u>
Equity:				
Fund Balances:				
Reserved for Encumbrances	0	32,000	362,191	0
Unreserved:				
Undesignated	98,988	(12,285)	(2,110,955)	342,934
Total Fund Balances	<u>98,988</u>	<u>19,715</u>	<u>(1,748,764)</u>	<u>342,934</u>
TOTAL LIABILITIES AND FUND EQUITY	<u>\$111,722</u>	<u>\$48,597</u>	<u>\$942,548</u>	<u>\$342,934</u>

<u>SchoolNet Professional Development</u>	<u>Textbook/ Instructional Subsidy Fund</u>	<u>Special Education Collaborative Efforts</u>	<u>Ohio Reads Grant</u>	<u>Summer Intervention</u>	<u>Vocational Education Enhancement</u>
\$6,865	\$0	\$39,626	\$29,138	\$587,483	\$26,856
<u>\$6,865</u>	<u>\$0</u>	<u>\$39,626</u>	<u>\$29,138</u>	<u>\$587,483</u>	<u>\$26,856</u>
		114			20,235
683		3,792			
0		0			
714		1,383			
<u>1,397</u>	<u>0</u>	<u>5,289</u>	<u>0</u>	<u>0</u>	<u>20,235</u>
0	0	40	0	0	3,216
5,468	0		29,138	587,483	3,405
<u>5,468</u>	<u>0</u>	<u>34,337</u>	<u>29,138</u>	<u>587,483</u>	<u>6,621</u>
<u>\$6,865</u>	<u>\$0</u>	<u>\$39,626</u>	<u>\$29,138</u>	<u>\$587,483</u>	<u>\$26,856</u>

Continued

TOLEDO CITY SCHOOL DISTRICT, OHIO
COMBINING BALANCE SHEET
SPECIAL REVENUE FUNDS
JUNE 30, 2001
(Continued)

	Alternative Schools	Extended Learning Opportunity	Miscellaneous State	Adult Basic Education
ASSETS				
Pooled Cash and Investments	\$147,708	\$697,406	\$968,161	\$53,438
Receivables (Net of Allowances)				
Accrued interest				
Accounts				
Due from Other Governments	515,729		303,892	826,642
TOTAL ASSETS	\$663,437	\$697,406	\$1,272,053	\$880,080
LIABILITIES AND FUND EQUITY				
Liabilities:				
Accounts Payable	4,477	6,531	93,897	109
Interfund Loans Payable			17,386	346,451
Accrued Wages and Benefits	120,208	51,239	44,308	69,120
Deferred Revenue			210,732	416,318
Due To Other Governments	21,512	293	11,224	12,014
Total Liabilities	146,197	58,063	377,547	844,012
Equity:				
Fund Balances:				
Reserved for Encumbrances	10,950	5,462	281,115	53,325
Unreserved:				
Undesignated	506,290	633,881	613,391	(17,257)
Total Fund Balances	517,240	639,343	894,506	36,068
TOTAL LIABILITIES AND FUND EQUITY	\$663,437	\$697,406	\$1,272,053	\$880,080

<u>Job Training Partnership Act</u>	<u>Title I Migrant Education</u>	<u>EESA NDEA Title II</u>	<u>Special Education Handicapped</u>	<u>Vocational Education</u>	<u>ECIA Chapter I</u>
\$0	\$3,762	\$168,525	\$44,884	\$69,032	\$4,476,502
		169,900	\$218,077	189,411	2,292,229
<u>\$0</u>	<u>\$3,762</u>	<u>\$338,425</u>	<u>\$262,961</u>	<u>\$258,443</u>	<u>\$6,768,731</u>
		3,554	1,513	22,181	93,693
	3,008			71,672	7,413
		3,867	149,513	78,611	1,139,743
		149,900	218,077	189,411	891,604
		1,882	47,352	18,528	198,557
<u>0</u>	<u>3,008</u>	<u>159,203</u>	<u>416,455</u>	<u>380,403</u>	<u>2,331,010</u>
0	0	45,934	4,162	39,945	262,568
0	754	133,288	(157,656)	(161,905)	4,175,153
<u>0</u>	<u>754</u>	<u>179,222</u>	<u>(153,494)</u>	<u>(121,960)</u>	<u>4,437,721</u>
<u>\$0</u>	<u>\$3,762</u>	<u>\$338,425</u>	<u>\$262,961</u>	<u>\$258,443</u>	<u>\$6,768,731</u>

Continued

TOLEDO CITY SCHOOL DISTRICT, OHIO
COMBINING BALANCE SHEET
SPECIAL REVENUE FUNDS
JUNE 30, 2001
(Continued)

	<u>ECIA Chapter II</u>	<u>Emergency Immigrant Education</u>	<u>Drug Free School</u>	<u>EHA Preschool Handicapped</u>
ASSETS				
Pooled Cash and Investments	\$48,933	\$7,399	\$122,417	\$4,639
Receivables (Net of Allowances)				
Accrued interest				
Accounts				
Due from Other Governments	62,390		281,324	10,408
TOTAL ASSETS	<u>\$111,323</u>	<u>\$7,399</u>	<u>\$403,741</u>	<u>\$15,047</u>
LIABILITIES AND FUND EQUITY				
Liabilities:				
Accounts Payable	17,052		9,718	1,096
Interfund Loans Payable	157,552		248,874	3,371
Accrued Wages and Benefits	6,343	1,637	7,087	21,722
Deferred Revenue	62,390		281,324	10,408
Due To Other Governments	3,875	794	5,015	3,562
Total Liabilities	<u>247,212</u>	<u>2,431</u>	<u>552,018</u>	<u>40,159</u>
Equity:				
Fund Balances:				
Reserved for Encumbrances	27,366	0	107,237	3,541
Unreserved:				
Undesignated	(163,255)	4,968	(255,514)	
Total Fund Balances	<u>(135,889)</u>	<u>4,968</u>	<u>(148,277)</u>	<u>(25,112)</u>
TOTAL LIABILITIES AND FUND EQUITY	<u>\$111,323</u>	<u>\$7,399</u>	<u>\$403,741</u>	<u>\$15,047</u>

<u>FCC E-Rate</u>	<u>Goals 2000</u>	<u>Misc. Federal Grants Fund</u>	<u>Total</u>
\$131,565	\$110,334	\$1,104,962	\$14,366,067
1,349	77,370	5,021,228	15,345 10,059,336
<u>\$132,914</u>	<u>\$187,704</u>	<u>\$6,126,190</u>	<u>\$24,440,748</u>
85,084	914	87,278	1,620,699
		287,883	1,195,029
	1,676	357,513	4,507,834
1,349	77,370	4,747,253	7,265,293
	344	57,072	877,540
<u>86,433</u>	<u>80,304</u>	<u>5,536,999</u>	<u>15,466,395</u>
24,084		185,346	2,535,015
		403,845	6,439,338
<u>46,481</u>	<u>107,400</u>	<u>589,191</u>	<u>8,974,353</u>
<u>\$132,914</u>	<u>\$187,704</u>	<u>\$6,126,190</u>	<u>\$24,440,748</u>

TOLEDO CITY SCHOOL DISTRICT, OHIO
COMBINING STATEMENT OF REVENUES, EXPENDITURES, AND CHANGES
IN FUND BALANCE - SPECIAL REVENUE FUNDS
FOR THE YEAR ENDED JUNE 30, 2001

	<u>School Bldg. Support</u>	<u>Other Grants</u>	<u>School Improvement Venture Cap'l</u>	<u>Adm. Managed Student Act.</u>
Revenues				
Tuition	\$	\$	\$	\$
Transportation Fees				
Investment Earnings	60,919			25,913
Extracurricular Activities	813,072			564,824
Classroom Materials and Fees				19,055
Intermediate Sources		152,107		
State Sources			25,000	
Federal Sources				
Miscellaneous Revenue	129,965	109,782		25,258
Total revenues	<u>1,003,956</u>	<u>261,889</u>	<u>25,000</u>	<u>635,050</u>
Expenditures				
Current:				
Instruction	101,282	22,187	54	191
Support Services	33,166	38,226	30,219	0
Non-Instructional Services	240	2,369	2,000	3,651
Extracurricular Activities	906,033	805	0	754,260
Capital Outlay				
Total expenditures	<u>1,040,721</u>	<u>63,587</u>	<u>32,273</u>	<u>758,102</u>
Excess (deficiency) of revenues over Expenditures	(36,765)	198,302	(7,273)	(123,052)
Other Financing Sources (Uses):				
Operating Transfers In	155,561			187,968
Operating Transfers (Out)	(17,679)			(1,700)
Other Financing Sources				
Other Financing (Uses)				
Total Other Financing Sources (Uses)	<u>137,882</u>	<u>0</u>	<u>0</u>	<u>186,268</u>
Excess (Deficiency) of Revenues and Other Financing Sources Over Expenditures and Other (Uses)	101,117	198,302	(7,273)	63,216
Fund Balance, July 1, 2000	736,515	(62,055)	26,379	273,593
Fund Balance, June 30, 2001	<u><u>\$837,632</u></u>	<u><u>\$136,247</u></u>	<u><u>\$19,106</u></u>	<u><u>\$336,809</u></u>

<u>Auxiliary Services Program</u>	<u>Career Development</u>	<u>Post Secondary Vocational Education</u>	<u>Teacher Development</u>	<u>Excellence in Education</u>	<u>Career Enhancement</u>
\$	\$	\$	\$	\$	\$
105,651					
5,671,705	118,625	18,666	138,201	678,270	168,375
1,058					
<u>5,778,414</u>	<u>118,625</u>	<u>18,666</u>	<u>138,201</u>	<u>678,270</u>	<u>168,375</u>
176,535	0	17,349	0	153,137	9,411
3,956,874	118,363		34,208	398,804	127,010
738,845	292	165	3,784		216
487,544				26,837	
<u>5,359,798</u>	<u>118,655</u>	<u>17,514</u>	<u>37,992</u>	<u>578,778</u>	<u>136,637</u>
418,616	(30)	1,152	100,209	99,492	31,738
<u>0</u>	<u>0</u>	<u>0</u>	<u>0</u>	<u>0</u>	<u>0</u>
418,616	(30)	1,152	100,209	99,492	31,738
671,125	1,127	1,500	0	75,548	0
<u>\$1,089,741</u>	<u>\$1,097</u>	<u>\$2,652</u>	<u>\$100,209</u>	<u>\$175,040</u>	<u>\$31,738</u>

Continued

TOLEDO CITY SCHOOL DISTRICT, OHIO
COMBINING STATEMENT OF REVENUES, EXPENDITURES, AND CHANGES
IN FUND BALANCE - SPECIAL REVENUE FUNDS
FOR THE YEAR ENDED JUNE 30, 2001
(Continued)

	<u>Management Information System</u>	<u>Public School Preschool</u>	<u>Pupil Impact Aid</u>	<u>Data Communication</u>
Revenues				
Tuition	\$	\$1,780	\$	\$
Transportation Fees				
Investment Earnings				
Extracurricular Activities				
Classroom Materials and Fees				575
Intermediate Sources				
State Sources	309,215	210,299	19,285,259	342,533
Federal Sources				
Miscellaneous Revenue		371	98	
Total revenues	<u>309,215</u>	<u>212,450</u>	<u>19,285,357</u>	<u>343,108</u>
Expenditures				
Current:				
Instruction	1,705	1,602	15,329,981	
Support Services	130,325	221,189	5,372,056	40,208
Non-Instructional Services	78,305		137,785	
Extracurricular Activities				
Capital Outlay			242,103	
Total expenditures	<u>210,335</u>	<u>222,791</u>	<u>21,081,925</u>	<u>40,208</u>
Excess (deficiency) of revenues over Expenditures	98,880	(10,341)	(1,796,568)	302,900
Other Financing Sources (Uses):				
Operating Transfers In				
Operating Transfers (Out)				
Other Financing Sources				
Other Financing (Uses)				
Total Other Financing Sources (Uses)	<u>0</u>	<u>0</u>	<u>0</u>	<u>0</u>
Excess (Deficiency) of Revenues and Other Financing Sources Over Expenditures and Other (Uses)	98,880	(10,341)	(1,796,568)	302,900
Fund Balance, July 1, 2000	108	30,056	47,804	40,034
Fund Balance, June 30, 2001	<u><u>\$98,988</u></u>	<u><u>\$19,715</u></u>	<u><u>(\$1,748,764)</u></u>	<u><u>\$342,934</u></u>

<u>SchoolNet Professional Development</u>	<u>Textbook/ Instructional Subsidy Fund</u>	<u>Special Education Collaborative Efforts</u>	<u>Ohio Reads Grant</u>	<u>Summer Intervention</u>	<u>Vocational Education Enhancement</u>
\$	\$	\$	\$	\$	\$
			36,840		
20,749	60	64,654	76,982	587,483	29,957
<u>20,749</u>	<u>60</u>	<u>64,654</u>	<u>113,822</u>	<u>587,483</u>	<u>29,957</u>
0 15,881	5,040	35,066 0	29,964 54,720		23,336
<u>15,881</u>	<u>5,040</u>	<u>35,066</u>	<u>84,684</u>	<u>0</u>	<u>23,336</u>
4,868	(4,980)	29,588	29,138	587,483	6,621
<u>0</u>	<u>0</u>	<u>0</u>	<u>0</u>	<u>0</u>	<u>0</u>
4,868	(4,980)	29,588	29,138	587,483	6,621
600	4,980	4,749	0	0	0
<u><u>\$5,468</u></u>	<u><u>\$0</u></u>	<u><u>\$34,337</u></u>	<u><u>\$29,138</u></u>	<u><u>\$587,483</u></u>	<u><u>\$6,621</u></u>

Continued

TOLEDO CITY SCHOOL DISTRICT, OHIO
COMBINING STATEMENT OF REVENUES, EXPENDITURES, AND CHANGES
IN FUND BALANCE - SPECIAL REVENUE FUNDS
FOR THE YEAR ENDED JUNE 30, 2001
(Continued)

	<u>Alternative Schools</u>	<u>Extended Learning Opportunity</u>	<u>Miscellaneous State</u>	<u>Adult Basic Education</u>
Revenues				
Tuition	\$	\$	\$	\$
Transportation Fees				
Investment Earnings				
Extracurricular Activities				
Classroom Materials and Fees				
Intermediate Sources				
State Sources	1,738,219	702,100	1,937,920	557,077
Federal Sources	0			179,980
Miscellaneous Revenue	0			233
Total revenues	<u>1,738,219</u>	<u>702,100</u>	<u>1,937,920</u>	<u>737,290</u>
Expenditures				
Current:				
Instruction	805,367	6,531	440,081	586,278
Support Services	408,502	56,226	849,980	127,420
Non-Instructional Services	0		10	15
Extracurricular Activities				
Capital Outlay	17,160			
Total expenditures	<u>1,231,029</u>	<u>62,757</u>	<u>1,290,071</u>	<u>713,713</u>
Excess (deficiency) of revenues over Expenditures	507,190	639,343	647,849	23,577
Other Financing Sources (Uses):				
Operating Transfers In			42,000	
Operating Transfers (Out)				
Other Financing Sources				
Other Financing (Uses)				
Total Other Financing Sources (Uses)	<u>0</u>	<u>0</u>	<u>42,000</u>	<u>0</u>
Excess (Deficiency) of Revenues and Other Financing Sources Over Expenditures and Other (Uses)	507,190	639,343	689,849	23,577
Fund Balance, July 1, 2000	10,050	0	204,657	12,491
Fund Balance, June 30, 2001	<u><u>\$517,240</u></u>	<u><u>\$639,343</u></u>	<u><u>\$894,506</u></u>	<u><u>\$36,068</u></u>

<u>Job Training Partnership Act</u>	<u>Title I Migrant Education</u>	<u>EESA NDEA Title II</u>	<u>Special Education Handicapped</u>	<u>Vocational Education</u>	<u>ECIA Chapter I</u>
\$	\$	\$	\$	\$	\$
178 0 2,412	17,798	400,791	3,618,674	1,079,968 4,467	20,338,283 3,761
<u>2,590</u>	<u>17,798</u>	<u>400,791</u>	<u>3,618,674</u>	<u>1,084,435</u>	<u>20,342,044</u>
4,778	17,099	238,993 38,890	838,750 2,979,842 1,966	814,818 414,036 18,777	9,048,615 3,061,899 3,875,861
<u>4,778</u>	<u>17,099</u>	<u>277,883</u>	<u>3,820,558</u>	<u>1,247,631</u>	<u>16,090,225</u>
(2,188)	699	122,908	(201,884)	(163,196)	4,251,819
<u>0</u>	<u>0</u>	<u>0</u>	<u>0</u>	<u>0</u>	<u>0</u>
(2,188)	699	122,908	(201,884)	(163,196)	4,251,819
2,188	55	56,314	48,390	41,236	185,902
<u>\$0</u>	<u>\$754</u>	<u>\$179,222</u>	<u>(\$153,494)</u>	<u>(\$121,960)</u>	<u>\$4,437,721</u>

Continued

TOLEDO CITY SCHOOL DISTRICT, OHIO
COMBINING STATEMENT OF REVENUES, EXPENDITURES, AND CHANGES
IN FUND BALANCE - SPECIAL REVENUE FUNDS
FOR THE YEAR ENDED JUNE 30, 2001
(Continued)

	<u>ECIA Chapter II</u>	<u>Emergency Immigrant Education</u>	<u>Drug Free School</u>	<u>EHA Preschool Handicapped</u>
Revenues				
Tuition	\$	\$	\$	\$
Transportation Fees				
Investment Earnings				
Extracurricular Activities				
Classroom Materials and Fees				
Intermediate Sources				
State Sources				
Federal Sources	206,971	7,399	261,506	194,966
Miscellaneous Revenue	7,732		34,948	933
Total revenues	<u>214,703</u>	<u>7,399</u>	<u>296,454</u>	<u>195,899</u>
Expenditures				
Current:				
Instruction	181,421	2,431	(6,524)	25,895
Support Services	51,647		411,737	195,941
Non-Instructional Services	127,618		51,518	
Extracurricular Activities				
Capital Outlay				
Total expenditures	<u>360,686</u>	<u>2,431</u>	<u>456,731</u>	<u>221,836</u>
Excess (deficiency) of revenues over Expenditures	(145,983)	4,968	(160,277)	(25,937)
Other Financing Sources (Uses):				
Operating Transfers In				
Operating Transfers (Out)				
Other Financing Sources				
Other Financing (Uses)				
Total Other Financing Sources (Uses)	<u>0</u>	<u>0</u>	<u>0</u>	<u>0</u>
Excess (Deficiency) of Revenues and Other Financing Sources Over Expenditures and Other (Uses)	(145,983)	4,968	(160,277)	(25,937)
Fund Balance, July 1, 2000	10,094	0	12,000	825
Fund Balance, June 30, 2001	<u>(\$135,889)</u>	<u>\$4,968</u>	<u>(\$148,277)</u>	<u>(\$25,112)</u>

<u>FCC E-Rate</u>	<u>Goals 2000</u>	<u>Misc. Federal Grants Fund</u>	<u>Total</u>
\$	\$	\$	\$1,780
			0
			192,483
			1,377,896
			56,470
			152,107
2,028,844			34,710,371
	215,893	5,193,919	31,716,148
		18	321,036
<u>2,028,844</u>	<u>215,893</u>	<u>5,193,937</u>	<u>68,528,291</u>
		1,547,329	30,179,274
1,571,761	108,493	2,991,257	24,079,418
433,767		68,611	5,584,685
		8,078	2,183,557
			363,113
<u>2,005,528</u>	<u>108,493</u>	<u>4,615,275</u>	<u>62,390,047</u>
23,316	107,400	578,662	6,138,244
			385,529
			(19,379)
<u>0</u>	<u>0</u>	<u>0</u>	<u>366,150</u>
23,316	107,400	578,662	6,504,394
23,165	0	10,529	2,469,959
<u>\$46,481</u>	<u>\$107,400</u>	<u>\$589,191</u>	<u>\$8,974,353</u>

**TOLEDO SCHOOL DISTRICT, OHIO
SPECIAL REVENUE FUNDS
SCHEDULE OF REVENUES, EXPENDITURES AND
CHANGES IN FUND BALANCE BUDGET AND ACTUAL
(NON-GAAP BUDGETARY BASIS)
FOR YEAR ENDED JUNE 30, 2001**

School Building Support Fund	<u>Budget</u>	<u>Actual</u>	Variance Favorable (Unfavorable)
Revenues			
Revenue from Local Sources	2,406,376	1,006,215	(1,400,161)
Revenues	<u>2,406,376</u>	<u>1,006,215</u>	<u>(1,400,161)</u>
Expenditures			
Regular Instruction			
Salaries & Wages	1,488	1,488	0
Purchased Services	30,994	30,744	250
Supplies and Materials	24,104	23,557	547
Capital Outlay - New	575	575	0
Miscellaneous and Other Objects	4,481	4,481	0
Regular Instruction	<u>61,642</u>	<u>60,845</u>	<u>797</u>
Special Instruction			
Purchased Services	8,062	8,062	0
Supplies and Materials	26,257	26,257	0
Miscellaneous and Other Objects	26	26	0
Special Instruction	<u>34,345</u>	<u>34,345</u>	<u>0</u>
Vocational Education			
Purchased Services	802	802	0
Supplies and Materials	120	120	0
Miscellaneous and Other Objects	16	16	0
Vocational Education	<u>938</u>	<u>938</u>	<u>0</u>
Adult/Continuing Instruction			
Supplies and Materials	33	33	0
Miscellaneous and Other Objects	1,067	1,067	0
Adult/Continuing Instruction	<u>1,100</u>	<u>1,100</u>	<u>0</u>
Support Services - Pupils			
Supplies and Materials	3,044	3,044	0
Miscellaneous and Other Objects	1,167	1,167	0
Support Services - Pupils	<u>4,211</u>	<u>4,211</u>	<u>0</u>
Support Services - Instruct. Staff			
Purchased Services	315	313	2
Supplies and Materials	22,391	22,282	109
Support Services - Instruct. Staff	<u>22,706</u>	<u>22,595</u>	<u>111</u>

TOLEDO SCHOOL DISTRICT, OHIO
SPECIAL REVENUE FUNDS
SCHEDULE OF REVENUES, EXPENDITURES AND
CHANGES IN FUND BALANCE BUDGET AND ACTUAL
(NON-GAAP BUDGETARY BASIS)
FOR YEAR ENDED JUNE 30, 2001
(Continued)

School Building Support Fund - Continued	Budget	Actual	Variance Favorable (Unfavorable)
Academic and Subject Oriented Act.			
Purchased Services	450,009	449,799	210
Supplies and Materials	267,322	267,290	32
Capital Outlay - New	21,772	21,772	0
Miscellaneous and Other Objects	7,389	7,389	0
	<u>746,492</u>	<u>746,250</u>	<u>242</u>
Academic and Subject Oriented Act.			
Occupation Oriented Activities			
Purchased Services	7	7	0
Supplies and Materials	197	197	0
Capital Outlay - New	865	865	0
	<u>1,069</u>	<u>1,069</u>	<u>0</u>
Occupation Oriented Activities			
School & Pub. Serv. Co-Curric. Act.			
Purchased Services	124,274	124,241	33
Supplies and Materials	22,889	22,889	0
Capital Outlay - New	5,258	5,258	0
Miscellaneous and Other Objects	913	913	0
	<u>153,334</u>	<u>153,301</u>	<u>33</u>
School & Pub. Serv. Co-Curric. Act.			
Expenditures	1,025,837	1,024,654	1,183
Excess (Deficiency) of Revenues			
Over Expenditures	1,380,539	(18,439)	(1,398,978)
Other Financing Sources (Uses)			
Transfer - In	155,561	155,561	0
Transfer - (Out)	(17,680)	(17,680)	0
Advance - In	206,060	206,060	0
Advance - (Out)	(206,060)	(206,060)	0
Refund of Prior Year Expenditures	278	278	0
Refund of Prior Year (Receipts)	(1,286)	(1,286)	0
	<u>136,873</u>	<u>136,873</u>	<u>0</u>
Other Financing Sources (Uses)			
Excess (Deficiency) of Revenues and			
Other Financing Sources Over			
Expenditures and Other (Uses)	1,517,412	118,434	(1,398,978)
Fund Balance Beginning of Year	688,046	688,046	0
Fund Balance End of Year	<u>2,205,458</u>	<u>806,480</u>	<u>(1,398,978)</u>

**TOLEDO SCHOOL DISTRICT, OHIO
SPECIAL REVENUE FUNDS
SCHEDULE OF REVENUES, EXPENDITURES AND
CHANGES IN FUND BALANCE BUDGET AND ACTUAL
(NON-GAAP BUDGETARY BASIS)
FOR YEAR ENDED JUNE 30, 2001**

Other Grants	<u>Budget</u>	<u>Actual</u>	Variance Favorable (Unfavorable)
Revenues			
Revenue from Local Sources	91,701	91,701	0
Revenue from Intermediate Sources	96,743	95,386	(1,357)
Revenues	<u>188,444</u>	<u>187,087</u>	<u>(1,357)</u>
Expenditures			
GML0 - 2000 GM Challenge- Leverette Elem.			
Support Services - Instruct. Staff			
Supplies and Materials	46	46	0
Support Services - Instruct. Staff	46	46	0
Total for Special Cost Center GML0	46	46	0
GML1 - 2000 GM Challenge- Leverette Elem.			
Support Services - Instruct. Staff			
Supplies and Materials	2,500	2,500	0
Support Services - Instruct. Staff	2,500	2,500	0
Total for Special Cost Center GML1	2,500	2,500	0
GMM0 2000 GM Challenge Mctigue Jr. High			
Support Services - Instruct. Staff			
Purchased Services	187	187	0
Supplies and Materials	123	123	0
Support Services - Instruct. Staff	310	310	0
Total for Special Cost Center GMM0	310	310	0
GMM1 2000 GM Challenge Mctigue Jr. High			
Support Services - Instruct. Staff			
Purchased Services	232	232	0
Miscellaneous and Other Objects	2,268	2,268	0
Support Services - Instruct. Staff	2,500	2,500	0
Total for Special Cost Center GMM1	2,500	2,500	0
GMR0 2000 GM Challenge Rogers High			
Support Services - Instruct. Staff			
Supplies and Materials	201	92	109
Total for Special Cost Center GMR0	201	92	109
GMR1 2000 GM Challenge Rogers High			
Support Services - Instruct. Staff			
Supplies and Materials	2,555	2,555	0
Miscellaneous and Other Objects	1,917	1,917	0
Total for Special Cost Center GMR1	4,472	4,472	0
GMW0 2000 GM Challenge Woodward High			
Support Services - Instruct. Staff			
Purchased Services	0	(28)	28
Supplies and Materials	4,695	4,695	0
Support Services - Instruct. Staff	4,695	4,667	28
Total for Special Cost Center GMW0	4,695	4,667	28

TOLEDO SCHOOL DISTRICT, OHIO
SPECIAL REVENUE FUNDS
SCHEDULE OF REVENUES, EXPENDITURES AND
CHANGES IN FUND BALANCE BUDGET AND ACTUAL
(NON-GAAP BUDGETARY BASIS)
FOR YEAR ENDED JUNE 30, 2001
(Continued)

Other Grants - Continued	<u>Budget</u>	<u>Actual</u>	Variance Favorable (Unfavorable)
GMW1 2000 GM Challenge Woodward High			
Support Services - Instruct. Staff			
Supplies and Materials	3,577	3,577	0
Support Services - Instruct. Staff	<u>3,577</u>	<u>3,577</u>	<u>0</u>
Total for Special Cost Center GMW1	3,577	3,577	0
1R51 Urban Initiative - Robinson			
Regular Instruction			
Supplies and Materials	2,883	2,883	0
Regular Instruction	<u>2,883</u>	<u>2,883</u>	<u>0</u>
Total for Special Cost Center 1059	2,883	2,883	0
1441 Store of Knowledge Grant			
Regular Instruction			
Supplies and Materials	4,993	4,993	0
Regular Instruction	<u>4,993</u>	<u>4,993</u>	<u>0</u>
Total for Special Cost Center 1059	4,993	4,993	0
1461 RPDC on T.R.A.C.K. FY-01			
Regular Instruction			
Salaries & Wages	1,694	1,694	0
Employees Retire. & Ins. Benefits	282	282	0
Supplies and Materials	148	148	0
Regular Instruction	<u>2,124</u>	<u>2,124</u>	<u>0</u>
Total for Special Cost Center 1061	2,124	2,124	0
1470 EIG Second Step			
Support Services - Instruct. Staff			
Salaries & Wages	300	300	0
Employees Retire. & Ins. Benefits	55	55	0
Supplies and Materials	0	(4)	4
Support Services - Instruct. Staff	<u>355</u>	<u>351</u>	<u>4</u>
Total for Special Cost Center 1470	355	351	4
1490 Reynolds Rocket to Read			
Support Services - Instruct. Staff			
Supplies and Materials	0	(138)	138
Support Services - Instruct. Staff	<u>0</u>	<u>(138)</u>	<u>138</u>
Total for Special Cost Center 1490	0	(138)	138
1911 Ger-Am Festvl Award FY-01			
Academic and Subject Oriented Act.			
Supplies and Materials	805	805	0
Academic and Subject Oriented Act.	<u>805</u>	<u>805</u>	<u>0</u>
Total for Special Cost Center 1911	805	805	0
2340 Opportunity Grant			
Support Services - Instruct. Staff			
Supplies and Materials	0	(183)	183
Support Services - Instruct. Staff	<u>0</u>	<u>(183)</u>	<u>183</u>
Total for Special Cost Center 2340	0	(183)	183

TOLEDO SCHOOL DISTRICT, OHIO
SPECIAL REVENUE FUNDS
SCHEDULE OF REVENUES, EXPENDITURES AND
CHANGES IN FUND BALANCE BUDGET AND ACTUAL
(NON-GAAP BUDGETARY BASIS)
FOR YEAR ENDED JUNE 30, 2001
(Continued)

Other Grants - Continued	<u>Budget</u>	<u>Actual</u>	Variance Favorable (Unfavorable)
2541 Telescope Grant			
Regular Instruction			
Capital Outlay - New	1,926	1,926	0
Regular Instruction	<u>1,926</u>	<u>1,926</u>	<u>0</u>
Total for Special Cost Center 2541	1,926	1,926	0
2581 YMCA Youth Opportunities			
Special Instruction			
Salaries & Wages	11,901	11,901	0
Employees Retire. & Ins. Benefits	2,166	2,166	0
Special Instruction	<u>14,067</u>	<u>14,067</u>	<u>0</u>
Total for Special Cost Center 2581	14,067	14,067	0
2611 Raising Readers			
Regular Instruction			
Salaries & Wages	1,059	1,059	0
Employees Retire. & Ins. Benefits	170	170	0
Supplies and Materials	1,261	1,261	0
Regular Instruction	<u>2,490</u>	<u>2,490</u>	<u>0</u>
Total for Special Cost Center 2611	2,490	2,490	0
2730 Colonial America			
Regular Instruction			
Purchased Services	1,148	1,148	0
Supplies and Materials	1,002	1,002	0
Regular Instruction	<u>2,150</u>	<u>2,150</u>	<u>0</u>
Total for Special Cost Center 2730	2,150	2,150	0
3190 Arctic Adventure Project			
Regular Instruction			
Supplies and Materials	1	(73)	74
Capital Outlay - New	0	0	0
Regular Instruction	<u>1</u>	<u>(73)</u>	<u>74</u>
Total for Special Cost Center 3190	1	(73)	74
3191 Enhance Student Learning			
Regular Instruction			
Purchased Services	300	300	0
Regular Instruction	<u>300</u>	<u>300</u>	<u>0</u>
Support Services - Pupil Transp.			
Purchased Services	1,550	1,550	0
Support Services - Pupil Transp.	<u>1,550</u>	<u>1,550</u>	<u>0</u>
Total for Special Cost Center 3191	1,850	1,850	0

TOLEDO SCHOOL DISTRICT, OHIO
SPECIAL REVENUE FUNDS
SCHEDULE OF REVENUES, EXPENDITURES AND
CHANGES IN FUND BALANCE BUDGET AND ACTUAL
(NON-GAAP BUDGETARY BASIS)
FOR YEAR ENDED JUNE 30, 2001
(Continued)

Other Grants - Continued	<u>Budget</u>	<u>Actual</u>	Variance Favorable (Unfavorable)
3291 Science Instruction			
Regular Instruction			
Purchased Services	300	300	0
Regular Instruction	<u>300</u>	<u>300</u>	<u>0</u>
Support Services - Pupil Transp.			
Purchased Services	2,945	2,945	0
Support Services - Pupil Transp.	<u>2,945</u>	<u>2,945</u>	<u>0</u>
Total for Special Cost Center 3291	<u>3,245</u>	<u>3,245</u>	<u>0</u>
3461 RPDC Teacher Trn. G-F			
Regular Instruction			
Salaries & Wages	1,849	1,849	0
Employees Retire. & Ins. Benefits	285	285	0
Regular Instruction	<u>2,134</u>	<u>2,134</u>	<u>0</u>
Total for Special Cost Center 3291	<u>2,134</u>	<u>2,134</u>	<u>0</u>
5820 Charlotte R. Schmidlapp			
Adult/Continuing Instruction			
Purchased Services	744	704	40
Supplies and Materials	9,742	9,742	0
Capital Outlay - New	1,477	1,477	0
Adult/Continuing Instruction	<u>11,963</u>	<u>11,923</u>	<u>40</u>
Total for Special Cost Center 5820	<u>11,963</u>	<u>11,923</u>	<u>40</u>
6NS1 Integ. Science-Navarre			
Regular Instruction			
Supplies and Materials	2,900	2,900	0
Regular Instruction	<u>2,900</u>	<u>2,900</u>	<u>0</u>
Total for Special Cost Center 6NS1	<u>2,900</u>	<u>2,900</u>	<u>0</u>
6120 UAW Jr. High Mentor FY-00			
Support Services - Instruct. Staff			
Salaries & Wages	2,200	2,200	0
Employees Retire. & Ins. Benefits	396	396	0
Support Services - Instruct. Staff	<u>2,596</u>	<u>2,596</u>	<u>0</u>
Total for Special Cost Center 6120	<u>2,596</u>	<u>2,596</u>	<u>0</u>
6121 UAW Jr. High Mentor FY-01			
Support Services - Instruct. Staff			
Salaries & Wages	11,250	11,250	0
Employees Retire. & Ins. Benefits	2,082	2,082	0
Support Services - Instruct. Staff	<u>13,332</u>	<u>13,332</u>	<u>0</u>
Total for Special Cost Center 6121	<u>13,332</u>	<u>13,332</u>	<u>0</u>
6461 RPDC Dev. Literature FY-01			
Regular Instruction			
Purchased Services	2,200	2,200	0
Supplies and Materials	208	208	0
Regular Instruction	<u>2,408</u>	<u>2,408</u>	<u>0</u>
Total for Special Cost Center 6461	<u>2,408</u>	<u>2,408</u>	<u>0</u>

TOLEDO SCHOOL DISTRICT, OHIO
SPECIAL REVENUE FUNDS
SCHEDULE OF REVENUES, EXPENDITURES AND
CHANGES IN FUND BALANCE BUDGET AND ACTUAL
(NON-GAAP BUDGETARY BASIS)
FOR YEAR ENDED JUNE 30, 2001
(Continued)

Other Grants - Continued	<u>Budget</u>	<u>Actual</u>	Variance Favorable (Unfavorable)
8620 Interactive Education			
Regular Instruction			
Salaries & Wages	1,662	1,662	0
Employees Retire. & Ins. Benefits	393	393	0
Supplies and Materials	<u>2,856</u>	<u>2,856</u>	<u>0</u>
Regular Instruction	<u>4,911</u>	<u>4,911</u>	<u>0</u>
Total for Special Cost Center 8620	<u>4,911</u>	<u>4,911</u>	<u>0</u>
9718 Toledo Tech. Acad-2			
Regular Instruction			
Salaries & Wages	6,956	(1,008)	7,964
Employees Retire. & Ins. Benefits	211	211	
Regular Instruction	<u>7,167</u>	<u>(797)</u>	<u>7,964</u>
Total for Special Cost Center 9718	<u>7,167</u>	<u>(797)</u>	<u>7,964</u>
9729 Toyota Math Learning			
Support Services - Instruct. Staff			
Salaries & Wages	1,827	1,827	0
Employees Retire. & Ins. Benefits	331	331	0
Purchased Services	600	600	0
Supplies and Materials	<u>1,481</u>	<u>1,481</u>	<u>0</u>
Support Services - Instruct. Staff	<u>4,239</u>	<u>4,239</u>	<u>0</u>
Total for Special Cost Center 9729	<u>4,239</u>	<u>4,239</u>	<u>0</u>
Expenditures	<u>106,840</u>	<u>98,300</u>	<u>8,540</u>
Excess (Deficiency) of Revenues Over Expenditures	81,604	88,787	7,183
Other Financing Sources (Uses)			
Advance - In	22,317	22,317	0
Advance - (Out)	(71,842)	(71,842)	0
Refund of Prior Year Expenditures	834	834	0
Refund of Prior Year Receipts	<u>(2,369)</u>	<u>(2,369)</u>	<u>0</u>
Other Financing Sources (Uses)	<u>(51,060)</u>	<u>(51,060)</u>	<u>0</u>
Excess (Deficiency) of Revenues and Other Financing Source over Expenditures and Other (Uses)	<u>30,544</u>	<u>37,727</u>	<u>7,183</u>
Fund Balance Beginning of Year	41,297	41,297	0
Fund Balance End of Year	<u><u>71,841</u></u>	<u><u>79,024</u></u>	<u><u>7,183</u></u>

**TOLEDO SCHOOL DISTRICT, OHIO
SPECIAL REVENUE FUNDS
SCHEDULE OF REVENUES, EXPENDITURES AND
CHANGES IN FUND BALANCE BUDGET AND ACTUAL
(NON-GAAP BUDGETARY BASIS)
FOR YEAR ENDED JUNE 30, 2001**

School Improvement Venture Capital	<u>Budget</u>	<u>Actual</u>	Variance Favorable (Unfavorable)
Revenues			
Revenue from State Sources	\$25,000	\$25,000	\$0
	<u>25,000</u>	<u>25,000</u>	<u>0</u>
Expenditures			
4B90 2000 Venture Capital Bowsher H.S.			
Support Services - Instruct. Staff			
Salaries & Wages	6,349	6,349	0
Employees Retire. & Ins. Benefits	995	995	0
Purchased Services	3,054	3,054	0
Supplies and Materials	1,177	1,177	0
Capital Outlay - New	10,398	10,398	0
	<u>21,973</u>	<u>21,973</u>	<u>0</u>
Support Services - Instruct. Staff			
4R90 2000 Venture Capital Robinson Jr. H.			
Purchased Services	1,842	1,842	0
Supplies and Materials	498	498	0
	<u>2,340</u>	<u>2,340</u>	<u>0</u>
Support Services - Instruct. Staff			
R491 2001 Venture Capital Robinson Jr.H.			
Salaries & Wages	539	539	0
Employees Retire. & Ins. Benefits	88	88	0
Purchased Services	2,805	2,805	0
Supplies and Materials	2,260	2,260	0
Miscellaneous and Other Objects	150	150	0
	<u>\$5,842</u>	<u>\$5,842</u>	<u>0</u>
Expenditures	<u>30,155</u>	<u>30,155</u>	<u>0</u>
Excess (Deficiency) of Revenues Over Expenditures	(5,155)	(5,155)	0
Other Financing Sources (Uses)			
Refund of Prior Year Receipts	(2,000)	(2,000)	0
Other Financing Sources (Uses)	<u>(2,000)</u>	<u>(2,000)</u>	<u>0</u>
Excess (Deficiency) of Revenues and Other Financing Sources Over Expenditures and Other (Uses)	(7,155)	(7,155)	0
Fund Balance Beginning of Year	26,314	26,314	0
Fund Balance End of Year	<u><u>\$19,159</u></u>	<u><u>\$19,159</u></u>	<u><u>\$0</u></u>

**TOLEDO SCHOOL DISTRICT, OHIO
SPECIAL REVENUE FUNDS
SCHEDULE OF REVENUES, EXPENDITURES AND
CHANGES IN FUND BALANCE BUDGET AND ACTUAL
(NON-GAAP BUDGETARY BASIS)
FOR YEAR ENDED JUNE 30, 2001**

Administratively Managed Student Activity Fund	<u>Budget</u>	<u>Actual</u>	Variance Favorable (Unfavorable)
Revenues			
Revenue from Local Sources	<u>1,507,513</u>	<u>634,735</u>	<u>(872,778)</u>
Revenues	1,507,513	634,735	(872,778)
Expenditures			
Regular Instruction			
Supplies and Materials	<u>191</u>	<u>191</u>	<u>0</u>
Regular Instruction	191	191	0
Academic and Subject Oriented Act.			
Purchased Services	69,831	69,786	45
Supplies and Materials	77,829	77,254	575
Capital Outlay - New	2,980	2,980	0
Miscellaneous and Other Objects	<u>1,669</u>	<u>1,669</u>	<u>0</u>
Academic and Subject Oriented Act.	152,309	151,689	620
Occupation Oriented Activities			
Purchased Services	5,628	5,628	0
Supplies and Materials	2,740	2,740	0
Miscellaneous and Other Objects	<u>128</u>	<u>128</u>	<u>0</u>
Occupation Oriented Activities	8,496	8,496	0
Sport Oriented Activities			
Salaries & Wages	25,252	25,252	0
Purchased Services	143,040	142,850	190
Supplies and Materials	256,247	255,522	725
Capital Outlay - New	1,846	1,846	0
Miscellaneous and Other Objects	<u>74,005</u>	<u>73,905</u>	<u>100</u>
Sport Oriented Activities	500,390	499,375	1,015
School & Pub. Serv. Co-Curric. Act.			
Purchased Services	26,828	26,828	0
Supplies and Materials	44,266	44,266	0
Capital Outlay - New	1,784	1,784	0
Miscellaneous and Other Objects	<u>8,063</u>	<u>8,063</u>	<u>0</u>
School & Pub. Serv. Co-Curric. Act.	<u>80,941</u>	<u>80,941</u>	<u>0</u>
Expenditures	742,327	740,692	1,635

**TOLEDO SCHOOL DISTRICT, OHIO
SPECIAL REVENUE FUNDS
SCHEDULE OF REVENUES, EXPENDITURES AND
CHANGES IN FUND BALANCE BUDGET AND ACTUAL
(NON-GAAP BUDGETARY BASIS)
FOR YEAR ENDED JUNE 30, 2001
(Continued)**

Administratively Managed Student Activity Fund - Continued	<u>Budget</u>	<u>Actual</u>	Variance Favorable (Unfavorable)
Excess (Deficiency) of Revenues			
Over Expenditures	765,186	(105,957)	(871,143)
Other Financing Sources (Uses)			
Transfer - In	187,967	187,967	0
Transfer - (Out)	(1,700)	(1,700)	0
Advance - In	3,000	3,000	0
Advance - (Out)	(3,000)	(3,000)	0
Refund of Prior Year (Receipts)	(2,650)	(2,050)	600
Refund of Prior Year Expenditure	315	315	0
Other Financing Sources (Uses)	<u>183,932</u>	<u>184,532</u>	<u>600</u>
Excess (Deficiency) of Revenues and Other Financing Sources Over Expenditures and Other (Uses)	949,118	78,575	(870,543)
Fund Balance Beginning of Year	244,102	244,102	0
Fund Balance End of Year	<u><u>1,193,220</u></u>	<u><u>322,677</u></u>	<u><u>(870,543)</u></u>

**TOLEDO SCHOOL DISTRICT, OHIO
SPECIAL REVENUE FUNDS
SCHEDULE OF REVENUES, EXPENDITURES AND
CHANGES IN FUND BALANCE BUDGET AND ACTUAL
(NON-GAAP BUDGETARY BASIS)
FOR YEAR ENDED JUNE 30, 2001**

Auxiliary Services Fund	<u>Budget</u>	<u>Actual</u>	Variance Favorable (Unfavorable)
Revenues			
Revenue from Local Sources	\$105,651	\$105,651	\$0
Revenue from State Sources	5,086,568	5,120,313	33,745
Revenues	<u>5,192,219</u>	<u>5,225,964</u>	<u>33,745</u>
Expenditures			
0009 Fiscal Year 1999			
Support Services - Administration			
Salaries & Wages	0	(123,548)	123,548
Employees Retire. & Ins. Benefits	0	(35,005)	35,005
Purchased Services	0	(4,067)	4,067
Supplies and Materials	0	(65)	65
Support Services - Administration	<u>0</u>	<u>(162,685)</u>	<u>162,685</u>
Fiscal Services			
Miscellaneous and Other Objects	164,938	164,938	0
Community Services			
Salaries & Wages	144,192	123,548	20,644
Employees Retire. & Ins. Benefits	35,169	35,005	164
Purchased Services	5,594	3,618	1,976
Supplies and Materials	65	(160)	225
Community Services	<u>185,020</u>	<u>162,011</u>	<u>23,009</u>
Total Cost Center 0009	<u>349,958</u>	<u>164,264</u>	<u>185,694</u>
0000 Fiscal Year 2000			
Support Services - Administration			
Salaries & Wages	14,385	14,385	0
Employees Retire. & Ins. Benefits	4,453	4,453	0
Purchased Services	0	(435)	435
Supplies and Materials	1	1	0
Support Services - Administration	<u>18,839</u>	<u>18,404</u>	<u>435</u>

TOLEDO SCHOOL DISTRICT, OHIO
SPECIAL REVENUE FUNDS
SCHEDULE OF REVENUES, EXPENDITURES AND
CHANGES IN FUND BALANCE BUDGET AND ACTUAL
(NON-GAAP BUDGETARY BASIS)
FOR YEAR ENDED JUNE 30, 2001
(Continued)

Auxiliary Services Fund - Continued	<u>Budget</u>	<u>Actual</u>	Variance Favorable (Unfavorable)
Fiscal Services			
Miscellaneous and Other Objects	0	(128)	128
Community Services			
Salaries & Wages	281,309	235,845	45,464
Employees Retire. & Ins. Benefits	83,251	78,114	5,137
Purchased Services	2,948	(67,310)	70,258
Supplies and Materials	13,330	(39,494)	52,824
Capital Outlay - New	0	(25)	25
	<u>380,838</u>	<u>207,130</u>	<u>173,708</u>
Community Services			
	<u>380,838</u>	<u>207,130</u>	<u>173,708</u>
Total Cost Center 0000	<u>399,677</u>	<u>225,406</u>	<u>174,271</u>
0001 Fiscal Year 2001			
Support Services - Administration			
Salaries & Wages	120,752	120,752	0
Employees Retire. & Ins. Benefits	36,087	36,087	0
Purchased Services	6,060	6,060	0
Supplies and Materials	62	62	0
	<u>162,961</u>	<u>162,961</u>	<u>0</u>
Support Services - Administration			
	<u>162,961</u>	<u>162,961</u>	<u>0</u>
Community Services			
Salaries & Wages	1,590,018	1,590,018	0
Employees Retire. & Ins. Benefits	507,042	507,029	13
Purchased Services	553,956	553,956	0
Supplies and Materials	1,471,853	1,471,853	0
Capital Outlay - New	535,510	535,510	0
	<u>4,658,379</u>	<u>4,658,366</u>	<u>13</u>
Community Services			
	<u>4,658,379</u>	<u>4,658,366</u>	<u>13</u>
Site Improvement Services			
Purchased Services	24,702	24,702	0
	<u>24,702</u>	<u>24,702</u>	<u>0</u>
Site Improvement Services			
	<u>24,702</u>	<u>24,702</u>	<u>0</u>
Total Cost Center 0001	<u>4,846,042</u>	<u>4,846,029</u>	<u>13</u>
Expenditures	<u>5,595,677</u>	<u>5,235,699</u>	<u>359,978</u>

TOLEDO SCHOOL DISTRICT, OHIO
SPECIAL REVENUE FUNDS
SCHEDULE OF REVENUES, EXPENDITURES AND
CHANGES IN FUND BALANCE BUDGET AND ACTUAL
(NON-GAAP BUDGETARY BASIS)
FOR YEAR ENDED JUNE 30, 2001
(Continued)

Auxiliary Services Fund - Continued	<u>Budget</u>	<u>Actual</u>	Variance Favorable (Unfavorable)
Excess (Deficiency) of Revenues Over Expenditures	(403,458)	(9,735)	393,723
Other Financing Sources			
Refund of Prior Year Expenditure	2,670	2,670	0
Refund of Prior Year Receipts	(457,074)	(457,074)	0
Miscellaneous (Uses)	(30,470)	(30,470)	0
Other Financing Sources (Uses)	<u>(484,874)</u>	<u>(484,874)</u>	<u>0</u>
Excess (Deficiency) of Revenues and Other Financing Sources Over Expenditures and Other Uses	(888,332)	(494,609)	393,723
Fund Balance Beginning of Year	881,772	881,772	0
Fund Balance End of Year	<u><u>(\$6,560)</u></u>	<u><u>\$387,163</u></u>	<u><u>\$393,723</u></u>

TOLEDO SCHOOL DISTRICT, OHIO
SPECIAL REVENUE FUNDS
SCHEDULE OF REVENUES, EXPENDITURES AND
CHANGES IN FUND BALANCE BUDGET AND ACTUAL
(NON-GAAP BUDGETARY BASIS)
FOR YEAR ENDED JUNE 30, 2001

Career Development	Budget	Actual	Variance Favorable (Unfavorable)
Revenues			
Revenue from State Sources	\$134,344	\$122,646	(\$11,698)
	<u>134,344</u>	<u>122,646</u>	<u>(11,698)</u>
Expenditures			
3700 Career Development Fy-00			
Support Services - Pupils			
Salaries & Wages	1,346	1,346	0
Employees Retire. & Ins. Benefits	18	18	0
Purchased Services	0	0	0
Supplies and Materials	0	(341)	341
	<u>1,364</u>	<u>1,023</u>	<u>341</u>
Support Services - Administration			
Salaries & Wages	4,407	4,407	0
Employees Retire. & Ins. Benefits	474	182	292
	<u>4,881</u>	<u>4,589</u>	<u>292</u>
Support Services - Administration			
	<u>4,881</u>	<u>4,589</u>	<u>292</u>
Total Cost Center 3700	<u>6,245</u>	<u>5,612</u>	<u>633</u>
3701 Career Development Fy-01			
Support Services - Pupils			
Salaries & Wages	2,486	2,486	0
Employees Retire. & Ins. Benefits	386	386	0
Purchased Services	6,245	6,245	0
Supplies and Materials	46,121	46,121	0
Capital Outlay - New	1,670	1,670	0
	<u>56,908</u>	<u>56,908</u>	<u>0</u>
Support Services - Administration			
Salaries & Wages	40,723	40,723	0
Employees Retire. & Ins. Benefits	12,847	12,847	0
	<u>53,570</u>	<u>53,570</u>	<u>0</u>
Support Services - Administration			
Support Services - Pupil Transp.			
Purchased Services	<u>3,442</u>	<u>3,442</u>	<u>0</u>
Total Cost Center 3701	<u>113,920</u>	<u>113,920</u>	<u>0</u>
Expenditures	<u>120,165</u>	<u>119,532</u>	<u>633</u>

TOLEDO SCHOOL DISTRICT, OHIO
SPECIAL REVENUE FUNDS
SCHEDULE OF REVENUES, EXPENDITURES AND
CHANGES IN FUND BALANCE BUDGET AND ACTUAL
(NON-GAAP BUDGETARY BASIS)
FOR YEAR ENDED JUNE 30, 2001
(Continued)

	<u>Budget</u>	<u>Actual</u>	Variance Favorable (Unfavorable)
Career Development - Continued			
Excess (Deficiency) of Revenues Over Expenditures	14,179	3,114	(11,065)
Other Financing Sources (Uses)			
Advance - In	8,241	8,241	0
Advance - (Out)	(11,065)	(11,065)	0
Miscellaneous and Other Objects	<u>(292)</u>	<u>(292)</u>	<u>0</u>
Other Financing Sources (Uses)	(3,116)	(3,116)	0
Excess (Deficiency) of Revenues and Other Financing Sources Over Expenditures and Other (Uses)	<u>11,063</u>	<u>(2)</u>	<u>(11,065)</u>
Fund Balance Beginning of Year	2	2	0
Fund Balance End of Year	<u>\$11,065</u>	<u>\$0</u>	<u>(\$11,065)</u>

TOLEDO SCHOOL DISTRICT, OHIO
SPECIAL REVENUE FUNDS
SCHEDULE OF REVENUES, EXPENDITURES AND
CHANGES IN FUND BALANCE BUDGET AND ACTUAL
(NON-GAAP BUDGETARY BASIS)
FOR YEAR ENDED JUNE 30, 2001

Post Secondary Vocational Education	<u>Budget</u>	<u>Actual</u>	Variance Favorable (Unfavorable)
Revenues			
Revenue from State Sources	\$23,000	\$20,000	(\$3,000)
Revenues	<u>23,000</u>	<u>20,000</u>	<u>(3,000)</u>
Expenditures			
5240 Adult Full Service Center -FY00			
Adult/Continuing Instruction			
Purchased Services	0	(1,550)	1,550
5241 Adult Full Service Center -FY01			
Adult/Continuing Instruction			
Purchased Services	15,286	15,286	0
Supplies and Materials	2,097	2,097	0
Adult/Continuing Instruction	<u>17,383</u>	<u>17,383</u>	<u>0</u>
Expenditures	<u>17,383</u>	<u>15,833</u>	<u>1,550</u>
Excess (Deficiency) of Revenues			
Over Expenditures	5,617	4,167	(1,450)
Other Financing Sources (Uses)			
Advance - (Out)	(1,386)	(1,386)	0
Refund of Prior Year Receipts	(165)	(165)	0
Other Financing Sources (Uses)	<u>(1,551)</u>	<u>(1,551)</u>	<u>0</u>
Excess (Deficiency) of Revenues and			
Other Financing Sources Over			
Expenditures and Other (Uses)	<u>4,066</u>	<u>2,616</u>	<u>(1,450)</u>
Fund Balance Beginning of Year	1	1	0
Fund Balance End of Year	<u>\$4,067</u>	<u>\$2,617</u>	<u>(\$1,450)</u>

TOLEDO SCHOOL DISTRICT, OHIO
SPECIAL REVENUE FUNDS
SCHEDULE OF REVENUES, EXPENDITURES AND
CHANGES IN FUND BALANCE BUDGET AND ACTUAL
(NON-GAAP BUDGETARY BASIS)
FOR YEAR ENDED JUNE 30, 2001

Teacher Development	<u>Budget</u>	<u>Actual</u>	Variance Favorable (Unfavorable)
Revenues			
Revenue from State Sources	\$175,744	\$175,517	(\$227)
	<u>175,744</u>	<u>175,517</u>	<u>(227)</u>
Expenditures			
2100 Prof. Devel. Block Grant 00			
Support Services - Central			
Salaries & Wages	4,046	3,806	240
Employees Retire. & Ins. Benefits	304	(3,031)	3,335
Support Services - Central	<u>4,350</u>	<u>775</u>	<u>3,575</u>
2101 Prof. Devel. Block Grant 01			
Support Services - Instruct. Staff			
Salaries & Wages	54,029	54,029	0
Employees Retire. & Ins. Benefits	9,671	9,671	0
Purchased Services	669	669	0
Supplies and Materials	1,675	1,675	0
Support Services - Instruct. Staff	<u>66,044</u>	<u>66,044</u>	<u>0</u>
Support Services - Central			
Salaries & Wages	1,092	1,092	0
Employees Retire. & Ins. Benefits	193	193	0
Support Services - Central	<u>1,285</u>	<u>1,285</u>	<u>0</u>
Community Services			
Purchased Services	<u>3,784</u>	<u>3,784</u>	<u>0</u>
Total Cost Center 2101	<u>71,113</u>	<u>71,113</u>	<u>0</u>
Expenditures	<u>75,463</u>	<u>71,888</u>	<u>3,575</u>
Excess (Deficiency) of Revenues Over Expenditures	100,281	103,629	3,348
Other Financing Sources (Uses)			
Advance - (Out)	<u>0</u>	<u>0</u>	<u>0</u>
Excess (Deficiency) of Revenues and Other Financing Sources Over Expenditures and Other (Uses)	100,281	103,629	3,348
Fund Balance Beginning of Year	773	773	0
Fund Balance End of Year	<u><u>\$101,054</u></u>	<u><u>\$104,402</u></u>	<u><u>\$3,348</u></u>

**TOLEDO SCHOOL DISTRICT, OHIO
SPECIAL REVENUE FUNDS
SCHEDULE OF REVENUES, EXPENDITURES AND
CHANGES IN FUND BALANCE BUDGET AND ACTUAL
(NON-GAAP BUDGETARY BASIS)
FOR YEAR ENDED JUNE 30, 2001**

Excellence in Education Program	<u>Budget</u>	<u>Actual</u>	Variance Favorable (Unfavorable)
Revenues			
Revenue from State Sources	\$438,466	\$436,534	(\$1,932)
	<u>438,466</u>	<u>436,534</u>	<u>(1,932)</u>
Expenditures			
3400 Economic Education FY-00			
Support Services - Instruct. Staff			
Supplies and Materials	0	(40)	40
	<u>0</u>	<u>(40)</u>	<u>40</u>
Support Services - Administration			
Purchased Services	0	(3)	3
	<u>0</u>	<u>(3)</u>	<u>3</u>
Support Services - Administration	<u>0</u>	<u>(3)</u>	<u>3</u>
Total for Special Cost Center 3400	<u>0</u>	<u>(43)</u>	<u>43</u>
3401 Economic Education FY-01			
Miscellaneous (Uses)			
Supplies and Materials	3,974	3,974	0
	<u>3,974</u>	<u>3,974</u>	<u>0</u>
Support Services - Instruct. Staff			
Support Services - Administration			
Salaries & Wages	6,000	6,000	0
Purchased Services	559	559	0
	<u>6,559</u>	<u>6,559</u>	<u>0</u>
Support Services - Administration	<u>6,559</u>	<u>6,559</u>	<u>0</u>
Total for Special Cost Center 3401	<u>10,533</u>	<u>10,533</u>	<u>0</u>
4991 2001 International Study			
Operation and Maint. of Plant Serv.			
Capital Outlay - New	100,000	100,000	0
	<u>100,000</u>	<u>100,000</u>	<u>0</u>
Operation and Maint. of Plant Serv.	<u>100,000</u>	<u>100,000</u>	<u>0</u>
Total for Special Cost Center 4991	<u>100,000</u>	<u>100,000</u>	<u>0</u>
5720 E.E.C. Family Literacy			
Special Instruction			
Salaries & Wages	779	779	0
Employees Retire. & Ins. Benefits	144	144	0
Purchased Services	909	909	0
Supplies and Materials	1,710	1,710	0
	<u>3,542</u>	<u>3,542</u>	<u>0</u>
Special Instruction	<u>3,542</u>	<u>3,542</u>	<u>0</u>

TOLEDO SCHOOL DISTRICT, OHIO
SPECIAL REVENUE FUNDS
SCHEDULE OF REVENUES, EXPENDITURES AND
CHANGES IN FUND BALANCE BUDGET AND ACTUAL
(NON-GAAP BUDGETARY BASIS)
FOR YEAR ENDED JUNE 30, 2001
(Continued)

Excellence in Education Program - Continued	<u>Budget</u>	<u>Actual</u>	Variance Favorable (Unfavorable)
Support Services - Pupils			
Salaries & Wages	418	418	0
Miscellaneous and Other Objects	562	562	0
	<u>980</u>	<u>980</u>	<u>0</u>
Support Services - Pupils	980	980	0
Support Services - Instruct. Staff			
Salaries & Wages	7,757	7,757	0
Employees Retire. & Ins. Benefits	2,936	2,936	0
Supplies and Materials	94	94	0
	<u>10,787</u>	<u>10,787</u>	<u>0</u>
Support Services - Instruct. Staff	10,787	10,787	0
Support Services - Administration			
Salaries & Wages	6,671	6,671	0
Employees Retire. & Ins. Benefits	2,374	2,374	0
Purchased Services	286	286	0
Supplies and Materials	0	0	0
	<u>9,331</u>	<u>9,331</u>	<u>0</u>
Support Services - Administration	9,331	9,331	0
Support Services - Pupil Transp.			
Purchased Services	170	170	0
Supplies and Materials	174	83	91
	<u>344</u>	<u>253</u>	<u>91</u>
Support Services - Pupil Transp.	344	253	91
Support Services - Central			
Purchased Services	2,500	2,500	0
Other Uses of Funds	0	0	0
	<u>2,500</u>	<u>2,500</u>	<u>0</u>
Support Services - Pupil Transp.	2,500	2,500	0
Total for Special Cost Center 5720	<u>27,484</u>	<u>27,393</u>	<u>91</u>
6220 E.E.C. Toledo SOS FY-00			
Support Services - Pupils			
Salaries & Wages	10,239	10,239	0
Employees Retire. & Ins. Benefits	119	119	0
	<u>10,358</u>	<u>10,358</u>	<u>0</u>
Total for Special Cost Center 6220	10,358	10,358	0
6221 E.E.C. Toledo SOS FY-01			
Support Services - Instruct. Staff			
Salaries & Wages	14,546	14,546	0
Employees Retire. & Ins. Benefits	393	393	0
	<u>14,939</u>	<u>14,939</u>	<u>0</u>
Support Services - Instruct. Staff	14,939	14,939	0
Support Services - Pupil Transp.			
Purchased Services	1,046	1,046	0
	<u>1,046</u>	<u>1,046</u>	<u>0</u>
Support Services - Pupil Transp.	1,046	1,046	0
Total for Special Cost Center 6221	<u>15,985</u>	<u>15,985</u>	<u>0</u>

TOLEDO SCHOOL DISTRICT, OHIO
SPECIAL REVENUE FUNDS
SCHEDULE OF REVENUES, EXPENDITURES AND
CHANGES IN FUND BALANCE BUDGET AND ACTUAL
(NON-GAAP BUDGETARY BASIS)
FOR YEAR ENDED JUNE 30, 2001
(Continued)

	<u>Budget</u>	<u>Actual</u>	Variance Favorable (Unfavorable)
Excellence in Education Program - Continued			
9700 Toledo Tech Academy Fy-00			
Regular Instruction			
Salaries & Wages	43,439	43,439	0
Employees Retire. & Ins. Benefits	1,863	1,863	0
Supplies and Materials	22,000	22,000	0
Regular Instruction	<u>67,302</u>	<u>67,302</u>	<u>0</u>
Support Services - Instruct. Staff			
Capital Outlay - New	105,011	105,011	0
Support Services - Instruct. Staff	<u>105,011</u>	<u>105,011</u>	<u>0</u>
Total for Special Cost Center 9700	<u>172,313</u>	<u>172,313</u>	<u>0</u>
9701 Toledo Tech Academy Fy-01			
Regular Instruction			
Salaries & Wages	40,280	40,280	0
Employees Retire. & Ins. Benefits	13,925	13,925	0
Purchased Services	3,405	3,405	0
Supplies and Materials	15,885	15,885	0
Capital Outlay - New	73,664	73,664	0
Regular Instruction	<u>147,159</u>	<u>147,159</u>	<u>0</u>
Support Services - Instruct. Staff			
Purchased Services	8,601	8,601	0
Support Services - Instruct. Staff	<u>8,601</u>	<u>8,601</u>	<u>0</u>
Support Services - Administration			
Salaries & Wages	40,337	40,337	0
Employees Retire. & Ins. Benefits	11,808	11,808	0
Support Services - Administration	<u>52,145</u>	<u>52,145</u>	<u>0</u>
Total for Special Cost Center 9701	<u>207,905</u>	<u>207,905</u>	<u>0</u>
Expenditures	544,578	544,444	134
Excess (Deficiency) of Revenues			
Over Expenditures	<u>(106,112)</u>	<u>(107,910)</u>	<u>(1,798)</u>
Other Financing Sources (Uses)			
Advance - In	934	934	0
Advance - (Out)	(1,978)	(1,978)	0
Refund of Prior Year Receipts	(25,646)	(25,646)	0
Other Financing Sources (Uses)	<u>(26,690)</u>	<u>(26,690)</u>	<u>0</u>
Excess (Deficiency) of Revenues and			
Other Financing Sources Over			
Expenditures and Other (Uses)	(132,802)	(134,600)	(1,798)
Fund Balance Beginning of Year	250,352	250,352	0
Fund Balance End of Year	<u><u>\$117,550</u></u>	<u><u>\$115,752</u></u>	<u><u>(\$1,798)</u></u>

**TOLEDO SCHOOL DISTRICT, OHIO
SPECIAL REVENUE FUNDS
SCHEDULE OF REVENUES, EXPENDITURES AND
CHANGES IN FUND BALANCE BUDGET AND ACTUAL
(NON-GAAP BUDGETARY BASIS)
FOR YEAR ENDED JUNE 30, 2001**

	<u>Budget</u>	<u>Actual</u>	Variance Favorable (Unfavorable)
Career Enhancement			
Revenues			
Revenue from State Sources	\$117,752	\$117,743	(\$9)
Revenues	<u>117,752</u>	<u>117,743</u>	<u>(9)</u>
Expenditures			
4290 Career Ladder FY-00			
Regular Instruction			
Salaries & Wages	2,631	2,631	0
Employees Retire. & Ins. Benefits	447	447	0
Regular Instruction	<u>3,078</u>	<u>3,078</u>	<u>0</u>
Support Services - Instruct. Staff			
Salaries & Wages	47,362	47,362	0
Employees Retire. & Ins. Benefits	8,751	8,751	0
Support Services - Instruct. Staff	<u>56,113</u>	<u>56,113</u>	<u>0</u>
Total Cost Center 4290	<u>59,191</u>	<u>59,191</u>	<u>0</u>
4291 Career Ladder FY-01			
Regular Instruction			
Salaries & Wages	2,019	2,019	0
Employees Retire. & Ins. Benefits	348	348	0
Regular Instruction	<u>2,367</u>	<u>2,367</u>	<u>0</u>
Support Services - Instruct. Staff			
Salaries & Wages	63,467	63,467	0
Employees Retire. & Ins. Benefits	10,396	10,396	0
Purchased Services	229	229	0
Support Services - Instruct. Staff	<u>74,092</u>	<u>74,092</u>	<u>0</u>
Total Cost Center 4291	<u>76,459</u>	<u>76,459</u>	<u>0</u>
4299 Career Ladder FY 99			
Support Services - Instruct. Staff			
Salaries & Wages	0	(192)	192
Employees Retire. & Ins. Benefits	0	(33)	33
Support Services - Instruct. Staff	<u>0</u>	<u>(225)</u>	<u>225</u>
Expenditures	<u>135,650</u>	<u>135,425</u>	<u>225</u>

**TOLEDO SCHOOL DISTRICT, OHIO
SPECIAL REVENUE FUNDS
SCHEDULE OF REVENUES, EXPENDITURES AND
CHANGES IN FUND BALANCE BUDGET AND ACTUAL
(NON-GAAP BUDGETARY BASIS)
FOR YEAR ENDED JUNE 30, 2001**

Career Enhancement	<u>Budget</u>	<u>Actual</u>	Variance Favorable (Unfavorable)
Excess (Deficiency) of Revenues Over Expenditures	(17,898)	(17,682)	216
Other Financing Sources (Uses)			
Advances - Out	(10)	(10)	0
Refund of Prior Year Receipts	<u>(216)</u>	<u>(216)</u>	<u>0</u>
Other Financing Sources (Uses)	(226)	(226)	0
 Excess (Deficiency) of Revenues and Other Financing Sources Over Expenditures and Other (Uses)	 <u>(18,124)</u>	 <u>(17,908)</u>	 <u>216</u>
 Fund Balance Beginning of Year	 59,193	 59,193	 0
Fund Balance End of Year	<u><u>\$41,069</u></u>	<u><u>\$41,285</u></u>	<u><u>\$216</u></u>

TOLEDO SCHOOL DISTRICT, OHIO
SPECIAL REVENUE FUNDS
SCHEDULE OF REVENUES, EXPENDITURES AND
CHANGES IN FUND BALANCE BUDGET AND ACTUAL
(NON-GAAP BUDGETARY BASIS)
FOR YEAR ENDED JUNE 30, 2001
(Continued)

	<u>Budget</u>	<u>Actual</u>	Variance Favorable (Unfavorable)
Career Enhancement - Continued			
Excess (Deficiency) of Revenues Over Expenditures	(17,898)	(17,682)	216
Other Financing Sources (Uses)			
Advances - Out	(10)	(10)	0
Refund of Prior Year Receipts	(216)	(216)	0
Other Financing Sources (Uses)	<u>(226)</u>	<u>(226)</u>	<u>0</u>
Excess (Deficiency) of Revenues and Other Financing Sources Over Expenditures and Other (Uses)	<u>(18,124)</u>	<u>(17,908)</u>	<u>216</u>
Fund Balance Beginning of Year	59,193	59,193	0
Fund Balance End of Year	<u><u>\$41,069</u></u>	<u><u>\$41,285</u></u>	<u><u>\$216</u></u>

TOLEDO SCHOOL DISTRICT, OHIO
SPECIAL REVENUE FUNDS
SCHEDULE OF REVENUES, EXPENDITURES AND
CHANGES IN FUND BALANCE BUDGET AND ACTUAL
(NON-GAAP BUDGETARY BASIS)
FOR YEAR ENDED JUNE 30, 2001

Management Information System (Educ)	<u>Budget</u>	<u>Actual</u>	Variance Favorable (Unfavorable)
Revenues			
Revenue from State Sources	\$190,797	\$230,470	\$39,673
Revenues	<u>190,797</u>	<u>230,470</u>	<u>39,673</u>
Expenditures			
6320 Education Mgmt. Info. Systems FY-00			
Support Services - Central			
Salaries & Wages	3,269	3,269	0
Employees Retire. & Ins. Benefits	1,013	1,013	0
Purchased Services	0	(12)	12
Supplies and Materials	0	(95)	95
Support Services - Central	<u>4,282</u>	<u>4,175</u>	<u>107</u>
Refund of Prior Year Receipts			
Other Uses of Funds	78,305	78,305	0
Total Cost Center 6320	<u>82,587</u>	<u>82,480</u>	<u>107</u>
6321 Education Mgmt. Info. Systems FY-01			
Support Services - Central			
Salaries & Wages	48,357	48,357	0
Employees Retire. & Ins. Benefits	14,560	14,560	0
Purchased Services	612	612	0
Supplies and Materials	15,907	15,907	0
Capital Outlay - New	46,727	46,727	0
Support Services - Central	<u>126,163</u>	<u>126,163</u>	<u>0</u>
Total Cost Center 6321	<u>126,163</u>	<u>126,163</u>	<u>0</u>
Expenditures	<u>208,750</u>	<u>208,643</u>	<u>107</u>
Excess (Deficiency) of Revenues Over Expenditures	(17,953)	21,827	39,780
Fund Balance Beginning of Year	82,479	82,479	0
Fund Balance End of Year	<u><u>\$64,526</u></u>	<u><u>\$104,306</u></u>	<u><u>\$39,780</u></u>

TOLEDO SCHOOL DISTRICT, OHIO
SPECIAL REVENUE FUNDS
SCHEDULE OF REVENUES, EXPENDITURES AND
CHANGES IN FUND BALANCE BUDGET AND ACTUAL
(NON-GAAP BUDGETARY BASIS)
FOR YEAR ENDED JUNE 30, 2001

Public School Preschool	<u>Budget</u>	<u>Actual</u>	Variance Favorable (Unfavorable)
Revenues			
Tuition	\$1,780	\$1,780	\$0
Revenue from State Sources	445,144	207,977	(237,167)
Revenues	<u>446,924</u>	<u>209,757</u>	<u>(237,167)</u>
Expenditures			
4390 Public School Preschool- FY00			
Special Instruction			
Supplies and Materials	1,602	1,602	0
Special Instruction	<u>1,602</u>	<u>1,602</u>	<u>0</u>
Support Services - Pupils			
Salaries & Wages	14,712	14,712	0
Employees Retire. & Ins. Benefits	6,928	6,928	0
Support Services - Pupils	<u>21,640</u>	<u>21,640</u>	<u>0</u>
Support Services - Instruct. Staff			
Salaries & Wages	92,029	92,029	0
Employees Retire. & Ins. Benefits	43,911	43,911	0
Purchased Services	405	405	0
Capital Outlay - New	5,650	5,650	0
Support Services - Instruct. Staff	<u>141,995</u>	<u>141,995</u>	<u>0</u>
Support Services - Administration			
Salaries & Wages	20,526	16,561	3,965
Employees Retire. & Ins. Benefits	11,138	9,007	2,131
Supplies and Materials	260	112	148
Capital Outlay - New	1,500	1,500	0
Support Services - Administration	<u>33,424</u>	<u>27,180</u>	<u>6,244</u>
Support Services - Pupil Transp.			
Purchased Services	62,000	32,000	30,000
Total cost center 4390	<u>260,661</u>	<u>224,417</u>	<u>36,244</u>
Expenditures	260,661	224,417	36,244

TOLEDO SCHOOL DISTRICT, OHIO
SPECIAL REVENUE FUNDS
SCHEDULE OF REVENUES, EXPENDITURES AND
CHANGES IN FUND BALANCE BUDGET AND ACTUAL
(NON-GAAP BUDGETARY BASIS)
FOR YEAR ENDED JUNE 30, 2001
(Continued)

Public School Preschool - Continued	<u>Budget</u>	<u>Actual</u>	Variance Favorable (Unfavorable)
Excess (Deficiency) of Revenues Over Expenditures	186,263	(14,660)	(200,923)
Other Financing Sources (Uses)			
Advance - In	19,927	19,927	0
Advance - Out	(5,638)	(5,638)	0
Refund of Prior Year Expenditure	371	371	0
Other Financing Sources (Uses)	<u>14,660</u>	<u>14,660</u>	<u>0</u>
Excess (Deficiency) of Revenues and Other Financing Sources Over Expenditures and Other (Uses)	200,923	0	(200,923)
Fund Balance Beginning of Year	1	1	0
Fund Balance End of Year	<u><u>\$200,924</u></u>	<u><u>\$1</u></u>	<u><u>(\$200,923)</u></u>

**TOLEDO SCHOOL DISTRICT, OHIO
SPECIAL REVENUE FUNDS
SCHEDULE OF REVENUES, EXPENDITURES AND
CHANGES IN FUND BALANCE BUDGET AND ACTUAL
(NON-GAAP BUDGETARY BASIS)
FOR YEAR ENDED JUNE 30, 2001**

	<u>Budget</u>	<u>Actual</u>	Variance Favorable (Unfavorable)
Disadvantage Pupil Impact Aid			
Revenues			
Revenue from State Sources	\$21,073,247	\$21,555,215	\$481,968
	<u>21,073,247</u>	<u>21,555,215</u>	<u>481,968</u>
Expenditures			
0000 Disadvantaged Pupil Aid			
Regular Instruction			
Salaries & Wages	11,763,659	11,763,659	0
Employees Retire. & Ins. Benefits	3,579,721	3,579,721	0
Supplies and Materials	5,144	5,144	0
Capital Outlay - New	1,432	1,432	0
	<u>15,349,956</u>	<u>15,349,956</u>	<u>0</u>
Regular Instruction			
Support Services - Instruct. Staff			
Salaries & Wages	1,060	1,060	0
Employees Retire. & Ins. Benefits	6,059	6,059	0
	<u>7,119</u>	<u>7,119</u>	<u>0</u>
Support Services - Instruct. Staff			
Support Services - Administration			
Salaries & Wages	865,293	865,293	0
Employees Retire. & Ins. Benefits	242,450	242,450	0
	<u>1,107,743</u>	<u>1,107,743</u>	<u>0</u>
Support Services - Administration			
Operation and Maint. of Plant Serv.			
Salaries & Wages	1,610,736	1,610,736	0
Employees Retire. & Ins. Benefits	610,010	610,010	0
	<u>2,220,746</u>	<u>2,220,746</u>	<u>0</u>
Operation and Maint. of Plant Serv.			
Support Services - Pupil Transp.			
Salaries & Wages	1,156,645	1,156,645	0
Employees Retire. & Ins. Benefits	590,475	590,475	0
	<u>1,747,120</u>	<u>1,747,120</u>	<u>0</u>
Support Services - Pupil Transp.			
Other Operation of Non-Instr. Serv.			
Employees Retire. & Ins. Benefits	137,427	137,427	0
Site Improvement Services			
Purchased Services	564,445	564,445	0
Capital Outlay - New	39,850	39,850	0
Site Improvement Services	<u>604,295</u>	<u>604,295</u>	<u>0</u>
Total Cost Center 0000	21,174,406	21,174,406	0

**TOLEDO SCHOOL DISTRICT, OHIO
SPECIAL REVENUE FUNDS
SCHEDULE OF REVENUES, EXPENDITURES AND
CHANGES IN FUND BALANCE BUDGET AND ACTUAL
(NON-GAAP BUDGETARY BASIS)
FOR YEAR ENDED JUNE 30, 2001
(Continued)**

Disadvantage Pupil Impact Aid - Continued	Budget	Actual	Variance Favorable (Unfavorable)
9478 Discp. Inter. Challenge			
Support Services - Pupils			
Salaries & Wages	24,683	24,683	0
Employees Retire. & Ins. Benefits	7,761	7,761	0
Purchased Services	0	(416)	416
Supplies and Materials	1,588	1,353	235
Capital Outlay - New	0	(2,435)	2,435
	<u>34,032</u>	<u>30,946</u>	<u>3,086</u>
Support Services - Pupils			
Other Operation of Non-Instr. Serv.			
Employees Retire. & Ins. Benefits	358	358	0
Total Cost Center 9478	<u>34,390</u>	<u>31,304</u>	<u>3,086</u>
Expenditures	<u>21,208,796</u>	<u>21,205,710</u>	<u>3,086</u>
Excess (Deficiency) of Revenues Over Expenditures	(135,549)	349,505	485,054
Fund Balance Beginning of Year	135,551	135,551	0
Fund Balance End of Year	<u><u>\$2</u></u>	<u><u>\$485,056</u></u>	<u><u>\$485,054</u></u>

**TOLEDO SCHOOL DISTRICT, OHIO
SPECIAL REVENUE FUNDS
SCHEDULE OF REVENUES, EXPENDITURES AND
CHANGES IN FUND BALANCE BUDGET AND ACTUAL
(NON-GAAP BUDGETARY BASIS)
FOR YEAR ENDED JUNE 30, 2001**

Data Communication Fund	<u>Budget</u>	<u>Actual</u>	Variance Favorable (Unfavorable)
Revenues			
Revenue from State Sources	\$342,533	\$342,533	\$0
Revenues	<u>342,533</u>	<u>342,533</u>	<u>0</u>
Expenditures			
5159 FY1999 Data Communications Supp.			
Operation and Maint. of Plant Serv.			
Supplies and Materials	0	(2,138)	2138
Capital Outlay - New	<u>2,292</u>	<u>2,292</u>	<u>0</u>
Total Cost Center 5159	<u>2,292</u>	<u>154</u>	<u>2,138</u>
5150 FY2000 Data Communications Supp.			
Expenditures	<u>2,292</u>	<u>154</u>	<u>2,138</u>
Excess (Deficiency) of Revenues Over Expenditures	340,241	342,379	2,138
Fund Balance Beginning of Year	555	555	0
Fund Balance End of Year	<u><u>\$340,796</u></u>	<u><u>\$342,934</u></u>	<u><u>\$2,138</u></u>

**TOLEDO SCHOOL DISTRICT, OHIO
SPECIAL REVENUE FUNDS
SCHEDULE OF REVENUES, EXPENDITURES AND
CHANGES IN FUND BALANCE BUDGET AND ACTUAL
(NON-GAAP BUDGETARY BASIS)
FOR YEAR ENDED JUNE 30, 2001**

SchoolNet Professional Development Fund	<u>Budget</u>	<u>Actual</u>	Variance Favorable (Unfavorable)
Revenues			
Revenue from State Sources	\$10,000	\$11,000	\$1,000
Revenues	<u>10,000</u>	<u>11,000</u>	<u>1,000</u>
Expenditures			
6450 SchoolNet Prof. Development FY-00			
Support Services - Instruct. Staff			
Salaries & Wages	8,320	7,819	501
Employees Retire. & Ins. Benefits	1,429	1,429	0
Support Services - Instruct. Staff	<u>9,749</u>	<u>9,248</u>	<u>501</u>
Total Cost Center 6450			
6451 SchoolNet Prof. Development FY-01			
Support Services - Instruct. Staff			
Salaries & Wages	3,555	3,555	0
Employees Retire. & Ins. Benefits	580	580	0
Support Services - Instruct. Staff	<u>4,135</u>	<u>4,135</u>	<u>0</u>
Total Cost Center 6451	<u>4,135</u>	<u>4,135</u>	<u>0</u>
Expenditures	<u>13,884</u>	<u>13,383</u>	<u>501</u>
Excess (Deficiency) of Revenues Over Expenditures	(3,884)	(2,383)	1,501
Excess (Deficiency) of Revenues Over Expenditures	(3,884)	(2,383)	1,501
Fund Balance Beginning of Year	9,248	9,248	0
Fund Balance End of Year	<u>\$5,364</u>	<u>\$6,865</u>	<u>\$1,501</u>

**TOLEDO SCHOOL DISTRICT, OHIO
SPECIAL REVENUE FUNDS
SCHEDULE OF REVENUES, EXPENDITURES AND
CHANGES IN FUND BALANCE BUDGET AND ACTUAL
(NON-GAAP BUDGETARY BASIS)
FOR YEAR ENDED JUNE 30, 2001**

Textbooks/Instructional Materials Subsidy	<u>Budget</u>	<u>Actual</u>	Variance Favorable (Unfavorable)
Revenues			
Revenue from State Sources	\$0	\$0	\$0
	<u>0</u>	<u>0</u>	<u>0</u>
Expenditures			
5550 Textbook Materials/Supplies FY2000			
Regular Instruction			
Supplies and Materials	3	3	0
	<u>3</u>	<u>3</u>	<u>0</u>
Excess (Deficiency) of Revenues Over Expenditures	(3)	(3)	0
Fund Balance Beginning of Year	3	3	0
Fund Balance End of Year	<u><u>\$0</u></u>	<u><u>\$0</u></u>	<u><u>\$0</u></u>

**TOLEDO SCHOOL DISTRICT, OHIO
SPECIAL REVENUE FUNDS
SCHEDULE OF REVENUES, EXPENDITURES AND
CHANGES IN FUND BALANCE BUDGET AND ACTUAL
(NON-GAAP BUDGETARY BASIS)
FOR YEAR ENDED JUNE 30, 2001**

Special Education Collaborative	<u>Budget</u>	<u>Actual</u>	Variance Favorable (Unfavorable)
Revenues			
Revenue from State Sources	\$0	\$0	\$0
	<u>0</u>	<u>0</u>	<u>0</u>
Expenditures			
Special Instruction			
Salaries & Wages	36,170	36,170	0
Employees Retire. & Ins. Benefits	6,247	6,247	0
Purchased Services	0	0	0
Supplies and Materials	415	415	0
	<u>42,832</u>	<u>42,832</u>	<u>0</u>
Excess (Deficiency) of Revenues Over Expenditures	(42,832)	(42,832)	0
Fund Balance Beginning of Year	81,768	81,768	0
Fund Balance End of Year	<u>\$38,936</u>	<u>\$38,936</u>	<u>\$0</u>

**TOLEDO SCHOOL DISTRICT, OHIO
SPECIAL REVENUE FUNDS
SCHEDULE OF REVENUES, EXPENDITURES AND
CHANGES IN FUND BALANCE BUDGET AND ACTUAL
(NON-GAAP BUDGETARY BASIS)
FOR YEAR ENDED JUNE 30, 2001**

Ohio Reads	<u>Budget</u>	<u>Actual</u>	Variance Favorable (Unfavorable)
Revenues			
Revenue from State Sources	\$76,982	\$76,982	\$0
Revenues	<u>76,982</u>	<u>76,982</u>	<u>0</u>
Expenditures			
2450 OhioReads Vol. Bldg. Coord. FY - 00			
Support Services - Instruct. Staff			
Salaries & Wages	1,350	1,350	0
Employees Retire. & Ins. Benefits	230	230	0
Total Cost Center 2450	<u>1,580</u>	<u>1,580</u>	<u>0</u>
2451 OhioReads Vol. Bldg. Coord. FY - 01			
Support Services - Instruct. Staff			
Salaries & Wages	44,980	44,980	0
Employees Retire. & Ins. Benefits	8,160	8,160	0
Total Cost Center 2451	<u>53,140</u>	<u>53,140</u>	<u>0</u>
3280 OhioReads Rock and Read 2000			
Regular Instruction			
Purchased Services	29,964	29,964	0
Total Cost Center 3280	<u>29,964</u>	<u>29,964</u>	<u>0</u>
Expenditures	<u>84,684</u>	<u>84,684</u>	<u>0</u>
Excess (Deficiency) of Revenues Over Expenditures	(7,702)	(7,702)	0
Fund Balance Beginning of Year	36,840	36,840	0
Fund Balance End of Year	<u><u>\$29,138</u></u>	<u><u>\$29,138</u></u>	<u><u>\$0</u></u>

TOLEDO SCHOOL DISTRICT, OHIO
SPECIAL REVENUE FUNDS
SCHEDULE OF REVENUES, EXPENDITURES AND
CHANGES IN FUND BALANCE BUDGET AND ACTUAL
(NON-GAAP BUDGETARY BASIS)
FOR YEAR ENDED JUNE 30, 2001

Summer Intervention	<u>Budget</u>	<u>Actual</u>	Variance Favorable (Unfavorable)
Revenues			
Revenue from State Sources	\$587,483	\$587,483	\$0
Revenues	<u>587,483</u>	<u>587,483</u>	<u>0</u>
Expenditures			
Special Instruction			
Salaries & Wages	0	0	0
Employees Retire. & Ins. Benefits	<u>0</u>	<u>0</u>	<u>0</u>
Special Instruction	<u>0</u>	<u>0</u>	<u>0</u>
Expenditures	<u>0</u>	<u>0</u>	<u>0</u>
Excess (Deficiency) of Revenues Over Expenditures	587,483	587,483	0
Fund Balance Beginning of Year	0	0	0
Fund Balance End of Year	<u><u>\$587,483</u></u>	<u><u>\$587,483</u></u>	<u><u>\$0</u></u>

TOLEDO SCHOOL DISTRICT, OHIO
SPECIAL REVENUE FUNDS
SCHEDULE OF REVENUES, EXPENDITURES AND
CHANGES IN FUND BALANCE BUDGET AND ACTUAL
(NON-GAAP BUDGETARY BASIS)
FOR YEAR ENDED JUNE 30, 2001

Vocational Educ. Enhancement	Budget	Actual	Variance Favorable (Unfavorable)
Revenues			
Revenue from State Sources	\$29,957	\$29,957	\$0
Revenues	<u>29,957</u>	<u>29,957</u>	<u>0</u>
Support Services - Instruct. Staff			
Supplies and Materials	21,203	21,203	0
Capital Outlay - New	<u>6,036</u>	<u>6,036</u>	<u>0</u>
Support Services - Instruct. Staff	<u>27,239</u>	<u>27,239</u>	<u>0</u>
Expenditures	<u>27,239</u>	<u>27,239</u>	<u>0</u>
Excess (Deficiency) of Revenues Over Expenditures	2,718	2,718	0
Fund Balance Beginning of Year	0	0	0
Fund Balance End of Year	<u><u>\$2,718</u></u>	<u><u>\$2,718</u></u>	<u><u>\$0</u></u>

**TOLEDO SCHOOL DISTRICT, OHIO
SPECIAL REVENUE FUNDS
SCHEDULE OF REVENUES, EXPENDITURES AND
CHANGES IN FUND BALANCE BUDGET AND ACTUAL
(NON-GAAP BUDGETARY BASIS)
FOR YEAR ENDED JUNE 30, 2001**

Alternative Schools	Budget	Actual	Variance Favorable (Unfavorable)
Revenues			
Revenue from State Sources	\$600,450	\$600,450	\$0
	<u>600,450</u>	<u>600,450</u>	<u>0</u>
Expenditures			
Special Instruction			
Salaries & Wages	497,443	497,443	0
Employees Retire. & Ins. Benefits	143,682	143,682	0
Supplies and Materials	17,981	17,981	0
Capital Outlay - New	30,210	30,210	0
Special Instruction	<u>689,316</u>	<u>689,316</u>	<u>0</u>
Support Services - Pupils			
Salaries & Wages	77,636	77,636	0
Employees Retire. & Ins. Benefits	26,240	26,240	0
Support Services - Pupils	<u>103,876</u>	<u>103,876</u>	<u>0</u>
Support Services - Instruct. Staff			
Salaries & Wages	57,015	57,015	0
Employees Retire. & Ins. Benefits	18,728	18,728	0
Purchased Services	132,511	132,511	0
Supplies and Materials	7,094	7,094	0
Support Services - Instruct. Staff	<u>215,348</u>	<u>215,348</u>	<u>0</u>
Support Services - Administration			
Salaries & Wages	49,131	49,131	0
Employees Retire. & Ins. Benefits	15,374	15,374	0
Support Services - Administration	<u>64,505</u>	<u>64,505</u>	<u>0</u>
Site Improvement Services			
Purchased Services	17,160	17,160	0
Site Improvement Services	<u>17,160</u>	<u>17,160</u>	<u>0</u>
Expenditures	<u>1,090,205</u>	<u>1,090,205</u>	<u>0</u>
Excess (Deficiency) of Revenues Over Expenditures	(489,755)	(489,755)	0
Fund Balance Beginning of Year	622,040	622,040	0
Fund Balance End of Year	<u><u>\$132,285</u></u>	<u><u>\$132,285</u></u>	<u><u>\$0</u></u>

**TOLEDO SCHOOL DISTRICT, OHIO
SPECIAL REVENUE FUNDS
SCHEDULE OF REVENUES, EXPENDITURES AND
CHANGES IN FUND BALANCE BUDGET AND ACTUAL
(NON-GAAP BUDGETARY BASIS)
FOR YEAR ENDED JUNE 30, 2001**

	<u>Budget</u>	<u>Actual</u>	Variance Favorable (Unfavorable)
Extended Learning Opportunity			
Revenues			
Revenue from State Sources	\$702,100	\$702,100	\$0
	<u>702,100</u>	<u>702,100</u>	<u>0</u>
Expenditures			
Support Services - Instruct. Staff			
Salaries & Wages	689	689	0
Employees Retire. & Ins. Benefits	110	110	0
Supplies and Materials	<u>16,014</u>	<u>16,014</u>	<u>0</u>
Support Services - Instruct. Staff	<u>16,813</u>	<u>16,813</u>	<u>0</u>
Expenditures	<u>16,813</u>	<u>16,813</u>	<u>0</u>
Excess (Deficiency) of Revenues Over Expenditures	685,287	685,287	0
Fund Balance Beginning of Year	0	0	0
Fund Balance End of Year	<u><u>\$685,287</u></u>	<u><u>\$685,287</u></u>	<u><u>\$0</u></u>

TOLEDO SCHOOL DISTRICT, OHIO
SPECIAL REVENUE FUNDS
SCHEDULE OF REVENUES, EXPENDITURES AND
CHANGES IN FUND BALANCE BUDGET AND ACTUAL
(NON-GAAP BUDGETARY BASIS)
FOR YEAR ENDED JUNE 30, 2001

Miscellaneous State Grant Fund	<u>Budget</u>	<u>Actual</u>	Variance Favorable (Unfavorable)
Revenues			
Revenue from State Sources	\$1,261,210	\$984,996	(\$276,214)
Revenue from Federal Sources	59,998	59,998	0
	<u>1,321,208</u>	<u>1,044,994</u>	<u>(276,214)</u>
Expenditures			
1RH0 Ohio Reads -Hale FY-00			
Regular Instruction			
Purchased Services	16,500	16,500	0
Supplies and Materials	350	350	0
Regular Instruction	<u>16,850</u>	<u>16,850</u>	<u>0</u>
Support Services - Instruct. Staff			
Salaries & Wages	79	79	0
Employees Retire. & Ins. Benefits	13	13	0
Support Services - Instruct. Staff	<u>92</u>	<u>92</u>	<u>0</u>
Total Cost Center 1RH0	<u>16,942</u>	<u>16,942</u>	<u>0</u>
1RK0 Ohio Reads -Keyser FY-00			
Regular Instruction			
Purchased Services	16,500	16,500	0
Supplies and Materials	3,023	3,023	0
Regular Instruction	<u>19,523</u>	<u>19,523</u>	<u>0</u>
Support Services - Instruct. Staff			
Salaries & Wages	174	174	0
Employees Retire. & Ins. Benefits	29	29	0
Support Services - Instruct. Staff	<u>203</u>	<u>203</u>	<u>0</u>
Total Cost Center 1RK0	<u>19,726</u>	<u>19,726</u>	<u>0</u>
1RL0 Ohio Reads -Lagrange FY-00			
Regular Instruction			
Purchased Services	16,500	16,500	0
Supplies and Materials	908	908	0
Regular Instruction	<u>17,408</u>	<u>17,408</u>	<u>0</u>
Support Services - Instruct. Staff			
Salaries & Wages	192	192	0
Employees Retire. & Ins. Benefits	32	32	0
Support Services - Instruct. Staff	<u>224</u>	<u>224</u>	<u>0</u>
Total Cost Center 1RL0	<u>17,632</u>	<u>17,632</u>	<u>0</u>
1RS0 Ohio Reads -Stewart FY-00			
Regular Instruction			
Purchased Services	16,500	16,500	0
Supplies and Materials	1,262	1,262	0
Regular Instruction	<u>17,762</u>	<u>17,762</u>	<u>0</u>
Support Services - Instruct. Staff			
Salaries & Wages	240	240	0
Employees Retire. & Ins. Benefits	40	40	0
Support Services - Instruct. Staff	<u>280</u>	<u>280</u>	<u>0</u>
Total Cost Center 1RS0	<u>18,042</u>	<u>18,042</u>	<u>0</u>

TOLEDO SCHOOL DISTRICT, OHIO
SPECIAL REVENUE FUNDS
SCHEDULE OF REVENUES, EXPENDITURES AND
CHANGES IN FUND BALANCE BUDGET AND ACTUAL
(NON-GAAP BUDGETARY BASIS)
FOR YEAR ENDED JUNE 30, 2001
(Continued)

Miscellaneous State Grant Fund - Continued	<u>Budget</u>	<u>Actual</u>	Variance <u>Favorable</u> <u>(Unfavorable)</u>
1141 Incentive Award Franklin			
Regular Instruction			
Purchased Services	23,613	23,613	0
Total Cost Center 1141	<u>23,613</u>	<u>23,613</u>	<u>0</u>
1351 Incentive Award Mt. Vernon			
Regular Instruction			
Capital Outlay - New	922	922	0
Total Cost Center 1351	<u>922</u>	<u>922</u>	<u>0</u>
1411 Incentive Award Old Orchard			
Regular Instruction			
Supplies and Materials	6,664	6,664	0
Total Cost Center 1411	<u>6,664</u>	<u>6,664</u>	<u>0</u>
2RC0 Ohio Reads -Chase FY-00			
Regular Instruction			
Purchased Services	16,830	16,830	0
Supplies and Materials	632	632	0
Regular Instruction	<u>17,462</u>	<u>17,462</u>	<u>0</u>
Support Services - Instruct. Staff			
Salaries & Wages	115	115	0
Employees Retire. & Ins. Benefits	36	36	0
Support Services - Instruct. Staff	<u>151</u>	<u>151</u>	<u>0</u>
Total Cost Center 2RC0	<u>17,613</u>	<u>17,613</u>	<u>0</u>
2RM0 Ohio Reads -McKinley FY-00			
Regular Instruction			
Purchased Services	16,639	16,639	0
Supplies and Materials	2,397	2,397	0
Regular Instruction	<u>19,036</u>	<u>19,036</u>	<u>0</u>
Support Services - Instruct. Staff			
Salaries & Wages	117	117	0
Employees Retire. & Ins. Benefits	18	18	0
Support Services - Instruct. Staff	<u>135</u>	<u>135</u>	<u>0</u>
Total Cost Center 2RM0	<u>19,171</u>	<u>19,171</u>	<u>0</u>
2RR0 Ohio Reads -Reynolds FY-00			
Regular Instruction			
Purchased Services	17,000	17,000	0
Supplies and Materials	1,053	1,053	0
Regular Instruction	<u>18,053</u>	<u>18,053</u>	<u>0</u>
Support Services - Instruct. Staff			
Salaries & Wages	112	112	0
Employees Retire. & Ins. Benefits	107	107	0
Support Services - Instruct. Staff	<u>219</u>	<u>219</u>	<u>0</u>
Total Cost Center 2RR0	<u>18,272</u>	<u>18,272</u>	<u>0</u>

TOLEDO SCHOOL DISTRICT, OHIO
SPECIAL REVENUE FUNDS
SCHEDULE OF REVENUES, EXPENDITURES AND
CHANGES IN FUND BALANCE BUDGET AND ACTUAL
(NON-GAAP BUDGETARY BASIS)
FOR YEAR ENDED JUNE 30, 2001
(Continued)

Miscellaneous State Grant Fund - Continued	Budget	Actual	Variance Favorable (Unfavorable)
2RS0 Ohio Reads -Sherman FY-00			
Regular Instruction			
Purchased Services	16,500	16,500	0
Supplies and Materials	815	815	0
Capital Outlay - New	149	149	0
Regular Instruction	<u>17,464</u>	<u>17,464</u>	<u>0</u>
Support Services - Instruct. Staff			
Salaries & Wages	106	106	0
Employees Retire. & Ins. Benefits	18	18	0
Support Services - Instruct. Staff	<u>124</u>	<u>124</u>	<u>0</u>
Total Cost Center 2RS0	<u>17,588</u>	<u>17,588</u>	<u>0</u>
2500 Para to Teacher			
Support Services - Instruct. Staff			
Purchased Services	11,945	11,945	0
Support Services - Instruct. Staff	<u>11,945</u>	<u>11,945</u>	<u>0</u>
Total Cost Center 2500	<u>11,945</u>	<u>11,945</u>	<u>0</u>
2660 Safety Grant - Cum. Trauma			
Operation and Maint. of Plant Serv.			
Capital Outlay - New	0	(6)	6
Operation and Maint. of Plant Serv.	<u>0</u>	<u>(6)</u>	<u>6</u>
Total Cost Center 2660	<u>0</u>	<u>(6)</u>	<u>6</u>
3CH0 Incentive Awards-Cherry			
Regular Instruction			
Purchased Services	5,873	5,873	0
Supplies and Materials	16,021	16,021	0
Miscellaneous and Other Objects	0	(1,022)	1,022
Regular Instruction	<u>21,894</u>	<u>20,872</u>	<u>1,022</u>
Total Cost Center 3CH0	<u>21,894</u>	<u>20,872</u>	<u>1,022</u>
3ED0 Incentive Awards-Edgewater			
Regular Instruction			
Salaries & Wages	2,941	2,941	0
Employees Retire. & Ins. Benefits	478	478	0
Purchased Services	3,298	3,298	0
Supplies and Materials	12,558	12,558	0
Regular Instruction	<u>19,275</u>	<u>19,275</u>	<u>0</u>
Total Cost Center 3ED0	<u>19,275</u>	<u>19,275</u>	<u>0</u>
3KE0 Incentive Awards- Keyser			
Regular Instruction			
Salaries & Wages	3,580	3,580	0
Employees Retire. & Ins. Benefits	587	587	0
Purchased Services	1,156	1,156	0
Supplies and Materials	3,917	3,917	0
Capital Outlay - New	5,045	5,045	0
Regular Instruction	<u>14,285</u>	<u>14,285</u>	<u>0</u>
Total Cost Center 3KE0	<u>14,285</u>	<u>14,285</u>	<u>0</u>

TOLEDO SCHOOL DISTRICT, OHIO
SPECIAL REVENUE FUNDS
SCHEDULE OF REVENUES, EXPENDITURES AND
CHANGES IN FUND BALANCE BUDGET AND ACTUAL
(NON-GAAP BUDGETARY BASIS)
FOR YEAR ENDED JUNE 30, 2001
(Continued)

Miscellaneous State Grant Fund - Continued	Budget	Actual	Variance Favorable (Unfavorable)
3LO0 Incentive Awards-Longfellow			
Regular Instruction			
Supplies and Materials	14,333	14,333	0
Regular Instruction	14,333	14,333	0
Total Cost Center 3LO0	14,333	14,333	0
3RE0 OhioReads - Edgewater FY-00			
Regular Instruction			
Purchased Services	16,500	16,500	0
Supplies and Materials	1,578	1,578	0
Regular Instruction	18,078	18,078	0
Support Services - Instruct. Staff			
Salaries & Wages	191	191	0
Employees Retire. & Ins. Benefits	32	32	0
Support Services - Instruct. Staff	223	223	0
Total Cost Center 3RE0	18,301	18,301	0
3RL0 OhioReads - Larchmont FY-00			
Regular Instruction			
Purchased Services	16,500	16,500	0
Supplies and Materials	4,731	4,731	0
Regular Instruction	21,231	21,231	0
Support Services - Instruct. Staff			
Salaries & Wages	115	115	0
Employees Retire. & Ins. Benefits	19	19	0
Support Services - Instruct. Staff	134	134	0
Total Cost Center 3RL0	21,365	21,365	0
3RR0 Ohio Reads-Riverside FY-00			
Regular Instruction			
Purchased Services	16,725	16,725	0
Supplies and Materials	1,364	1,364	0
Regular Instruction	18,089	18,089	0
Support Services - Instruct. Staff			
Salaries & Wages	192	192	0
Employees Retire. & Ins. Benefits	29	29	0
Support Services - Instruct. Staff	221	221	0
Total Cost Center 3RR0	18,310	18,310	0
3RS0 Ohio Reads-Spring FY-00			
Regular Instruction			
Purchased Services	16,639	16,639	0
Supplies and Materials	1,163	1,163	0
Regular Instruction	17,802	17,802	0
Support Services - Instruct. Staff			
Salaries & Wages	192	192	0
Employees Retire. & Ins. Benefits	32	32	0
Support Services - Instruct. Staff	224	224	0
Total Cost Center 3RS0	18,026	18,026	0

TOLEDO SCHOOL DISTRICT, OHIO
SPECIAL REVENUE FUNDS
SCHEDULE OF REVENUES, EXPENDITURES AND
CHANGES IN FUND BALANCE BUDGET AND ACTUAL
(NON-GAAP BUDGETARY BASIS)
FOR YEAR ENDED JUNE 30, 2001
(Continued)

Miscellaneous State Grant Fund - Continued	Budget	Actual	Variance Favorable (Unfavorable)
3SS0 Safe School Helpline			
Operation and Maint. of Plant Serv.			
Supplies and Materials	1,321	1,321	0
Capital Outlay - New	9,702	9,702	0
Operation and Maint. of Plant Serv.	<u>11,023</u>	<u>11,023</u>	<u>0</u>
Total Cost Center 3SS0	11,023	11,023	0
3WA0 Incentive Awards-Warren			
Regular Instruction			
Purchased Services	194	194	0
Supplies and Materials	2,789	2,789	0
Total Cost Center 3WA0	<u>2,983</u>	<u>2,983</u>	<u>0</u>
3WE0 Incentive Awards-Westfield			
Regular Instruction			
Purchased Services	680	680	0
Supplies and Materials	7,162	7,162	0
Capital Outlay - New	3	3	0
Total Cost Center 3WE0	<u>7,845</u>	<u>7,845</u>	<u>0</u>
3108 Urban Prof. Dev. Academy			
Support Services - Instruct. Staff			
Salaries & Wages	387,726	387,726	0
Employees Retire. & Ins. Benefits	83,492	83,492	0
Purchased Services	109,805	109,352	453
Supplies and Materials	1,495	1,495	0
Total Cost Center 3108	<u>582,518</u>	<u>582,065</u>	<u>453</u>
3300 BCII-Scanning FY-2000			
Support Services - Administration			
Capital Outlay - New	665	665	0
Total Cost Center 3300	<u>665</u>	<u>665</u>	<u>0</u>
4850 School Readiness Program FY-00			
Support Services - Pupils			
Salaries & Wages	1,511	1,511	0
Employees Retire. & Ins. Benefits	275	275	0
Purchased Services	0	(840)	840
Supplies and Materials	0	(111)	111
Total Cost Center 4850	<u>1,786</u>	<u>835</u>	<u>951</u>
4851 School Readiness Program FY-01			
Support Services - Pupils			
Salaries & Wages	15,191	15,191	0
Employees Retire. & Ins. Benefits	2,784	2,784	0
Purchased Services	210,487	210,487	0
Supplies and Materials	975	975	0
Support Services - Pupils	<u>229,437</u>	<u>229,437</u>	<u>0</u>
Support Services - Pupil Transp.			
Purchased Services	600	600	0
Total Cost Center 4851	<u>230,037</u>	<u>230,037</u>	<u>0</u>

TOLEDO SCHOOL DISTRICT, OHIO
SPECIAL REVENUE FUNDS
SCHEDULE OF REVENUES, EXPENDITURES AND
CHANGES IN FUND BALANCE BUDGET AND ACTUAL
(NON-GAAP BUDGETARY BASIS)
FOR YEAR ENDED JUNE 30, 2001
(Continued)

Miscellaneous State Grant Fund - Continued	Budget	Actual	Variance Favorable (Unfavorable)
4970 Ohio State ATI Tech Prep Voc.			
Vocational Education			
Capital Outlay - New	0	(10)	10
Refund of Prior Year Receipts			
Other Uses of Funds	10	10	0
Total Cost Center 4970	<u>10</u>	<u>0</u>	<u>10</u>
5970 Ohio Part Char Ed Glen FY-00			
Regular Instruction			
Supplies and Materials	76	(43)	119
Support Services - Instruct. Staff			
Purchased Services	0	(31)	31
Total Cost Center 5970	<u>76</u>	<u>(74)</u>	<u>150</u>
6RH0 Ohio Reads -Harvard FY-00			
Regular Instruction			
Purchased Services	1,569	1,569	0
Supplies and Materials	8,286	8,286	0
Regular Instruction	<u>9,855</u>	<u>9,855</u>	<u>0</u>
Support Services - Instruct. Staff			
Salaries & Wages	14,422	14,422	0
Employees Retire. & Ins. Benefits	2,515	2,515	0
Support Services - Instruct. Staff	<u>16,937</u>	<u>16,937</u>	<u>0</u>
Total Cost Center 6RH0	<u>26,792</u>	<u>26,792</u>	<u>0</u>
6RL0 Ohio Reads -Lincoln FY-00			
Regular Instruction			
Supplies and Materials	11,277	11,277	0
Regular Instruction	<u>11,277</u>	<u>11,277</u>	<u>0</u>
Support Services - Instruct. Staff			
Salaries & Wages	368	368	0
Employees Retire. & Ins. Benefits	60	60	0
Purchased Services	14,763	14,763	0
Support Services - Instruct. Staff	<u>15,191</u>	<u>15,191</u>	<u>0</u>
Total Cost Center 6RL0	<u>26,468</u>	<u>26,468</u>	<u>0</u>
6RP0 Ohio Reads -Paterson FY-00			
Regular Instruction			
Purchased Services	4,973	4,973	0
Supplies and Materials	26,483	26,483	0
Capital Outlay - New	676	676	0
Regular Instruction	<u>32,132</u>	<u>32,132</u>	<u>0</u>
Support Services - Pupils			
Purchased Services	4,978	4,978	0
Support Services - Pupils	<u>4,978</u>	<u>4,978</u>	<u>0</u>
Total Cost Center 6RP0	<u>37,110</u>	<u>37,110</u>	<u>0</u>

TOLEDO SCHOOL DISTRICT, OHIO
SPECIAL REVENUE FUNDS
SCHEDULE OF REVENUES, EXPENDITURES AND
CHANGES IN FUND BALANCE BUDGET AND ACTUAL
(NON-GAAP BUDGETARY BASIS)
FOR YEAR ENDED JUNE 30, 2001
(Continued)

Miscellaneous State Grant Fund - Continued	Budget	Actual	Variance Favorable (Unfavorable)
6RV0 Ohio Reads -Mt. Vernon FY-00			
Regular Instruction			
Purchased Services	2,093	2,093	0
Supplies and Materials	19,929	19,929	0
Capital Outlay - New	885	885	0
Regular Instruction	<u>22,907</u>	<u>22,907</u>	<u>0</u>
Support Services - Instruct. Staff			
Salaries & Wages	1,317	1,317	0
Employees Retire. & Ins. Benefits	217	217	0
Support Services - Instruct. Staff	<u>1,534</u>	<u>1,534</u>	<u>0</u>
Total Cost Center 6RV0	<u>24,441</u>	<u>24,441</u>	<u>0</u>
6RW0 Ohio Reads -Warren FY-00			
Regular Instruction			
Supplies and Materials	12,570	12,570	0
Regular Instruction	<u>12,570</u>	<u>12,570</u>	<u>0</u>
Support Services - Instruct. Staff			
Salaries & Wages	312	312	0
Employees Retire. & Ins. Benefits	52	52	0
Purchased Services	11,906	11,906	0
Support Services - Instruct. Staff	<u>12,270</u>	<u>12,270</u>	<u>0</u>
Total Cost Center 6RW0	<u>24,840</u>	<u>24,840</u>	<u>0</u>
6YS1 WIA Youth Services FY-01			
Fiscal Services			
Miscellaneous and Other Objects	17,385	17,385	0
Total Cost Center 6YS1	<u>17,385</u>	<u>17,385</u>	<u>0</u>
6990 Summer Ins for Reading FY-99			
Regular Instruction			
Purchased Services	47	47	0
Regular Instruction	<u>47</u>	<u>47</u>	<u>0</u>
Total Cost Center 6990	<u>47</u>	<u>47</u>	<u>0</u>
7259 Family and School Planning			
Support Services - Central			
Supplies and Materials	18	18	0
Support Services - Central	<u>18</u>	<u>18</u>	<u>0</u>
Total Cost Center 7259	<u>18</u>	<u>18</u>	<u>0</u>
Expenditures	<u>1,327,963</u>	<u>1,325,371</u>	<u>2,592</u>

**TOLEDO SCHOOL DISTRICT, OHIO
SPECIAL REVENUE FUNDS
SCHEDULE OF REVENUES, EXPENDITURES AND
CHANGES IN FUND BALANCE BUDGET AND ACTUAL
(NON-GAAP BUDGETARY BASIS)
FOR YEAR ENDED JUNE 30, 2001
(Continued)**

Miscellaneous State Grant Fund - Continued	<u>Budget</u>	<u>Actual</u>	Variance Favorable (Unfavorable)
Excess (Deficiency) of Revenues Over Expenditures	(6,755)	(280,377)	(273,622)
Other Financing Sources (Uses)			
Transfer - In	42,000	42,000	0
Advance - In	17,386	17,386	0
Advance - (Out)	<u>(233,338)</u>	<u>(233,338)</u>	<u>0</u>
Other Financing Sources (Uses)	(173,952)	(173,952)	0
Excess (Deficiency) of Revenues and Other Financing Sources Over Expenditures and Other (Uses)	(180,707)	(454,329)	(\$273,622)
Fund Balance Beginning of Year	1,045,725	1,045,725	0
Fund Balance End of Year	<u><u>\$865,018</u></u>	<u><u>\$591,396</u></u>	<u><u>(\$273,622)</u></u>

TOLEDO SCHOOL DISTRICT, OHIO
SPECIAL REVENUE FUNDS
SCHEDULE OF REVENUES, EXPENDITURES AND
CHANGES IN FUND BALANCE BUDGET AND ACTUAL
(NON-GAAP BUDGETARY BASIS)
FOR YEAR ENDED JUNE 30, 2001

Adult Basic Education	<u>Budget</u>	<u>Actual</u>	Variance Favorable (Unfavorable)
Revenues			
Revenue from State Sources	\$463,920	\$293,467	(\$170,453)
Revenue from Federal Sources	15	15	0
	<u>463,935</u>	<u>293,482</u>	<u>(170,453)</u>
9111 A.B.L.E. Carryover 2000			
Adult/Continuing Instruction			
Salaries & Wages	22,429	22,429	0
Employees Retire. & Ins. Benefits	6,730	6,730	0
Purchased Services	1,965	1,965	0
Supplies and Materials	16,671	16,671	0
Capital Outlay - New	14,018	14,018	0
Miscellaneous and Other Objects	500	500	0
Adult/Continuing Instruction	<u>62,313</u>	<u>62,313</u>	<u>0</u>
Support Services - Instruct. Staff			
Salaries & Wages	18,620	18,620	0
Employees Retire. & Ins. Benefits	5,031	5,031	0
Purchased Services	2,961	2,961	0
Supplies and Materials	200	200	0
Miscellaneous and Other Objects	369	369	0
Support Services - Instruct. Staff	<u>27,181</u>	<u>27,181</u>	<u>0</u>
Support Services - Administration			
Supplies and Materials	696	696	0
Support Services - Administration	<u>696</u>	<u>696</u>	<u>0</u>
Total Cost Center 9111	<u>90,190</u>	<u>90,190</u>	<u>0</u>
9120 A.B.L.E. FY-00			
Adult/Continuing Instruction			
Salaries & Wages	78,553	78,553	0
Employees Retire. & Ins. Benefits	24,069	24,069	0
Purchased Services	191	191	0
Supplies and Materials	0	(363)	363
Capital Outlay - New	0	(15)	15
Adult/Continuing Instruction	<u>102,813</u>	<u>102,435</u>	<u>378</u>
Support Services - Instruct. Staff			
Salaries & Wages	19,662	19,662	0
Employees Retire. & Ins. Benefits	4,314	4,314	0
Purchased Services	0	0	0
Supplies and Materials	0	(100)	100
Miscellaneous and Other Objects	0	0	0
Support Services - Instruct. Staff	<u>23,976</u>	<u>23,876</u>	<u>100</u>
Support Services - Administration			
Purchased Services	112	112	0
Supplies and Materials	0	(147)	147
Support Services - Administration	<u>112</u>	<u>(35)</u>	<u>147</u>
Fiscal Services			
Miscellaneous and Other Objects	0	(4,631)	4,631
Total Cost Center 9120	<u>126,901</u>	<u>121,645</u>	<u>5,256</u>

TOLEDO SCHOOL DISTRICT, OHIO
SPECIAL REVENUE FUNDS
SCHEDULE OF REVENUES, EXPENDITURES AND
CHANGES IN FUND BALANCE BUDGET AND ACTUAL
(NON-GAAP BUDGETARY BASIS)
FOR YEAR ENDED JUNE 30, 2001
(Continued)

Adult Basic Education - Continued	<u>Budget</u>	<u>Actual</u>	Variance Favorable (Unfavorable)
9121 A.B.L.E. FY-01			
Adult/Continuing Instruction			
Salaries & Wages	336,717	336,717	0
Employees Retire. & Ins. Benefits	98,531	98,531	0
Purchased Services	2,066	2,066	0
Supplies and Materials	8,991	8,991	0
Adult/Continuing Instruction	<u>446,305</u>	<u>446,305</u>	<u>0</u>
Support Services - Instruct. Staff			
Salaries & Wages	45,085	44,646	439
Employees Retire. & Ins. Benefits	20,547	20,547	0
Purchased Services	3,233	3,233	0
Supplies and Materials	119	119	0
Support Services - Instruct. Staff	<u>68,984</u>	<u>68,545</u>	<u>439</u>
Support Services - Administration			
Purchased Services	1,371	1,371	0
Supplies and Materials	101	101	0
Miscellaneous and Other Objects	215	215	0
Support Services - Administration	<u>1,687</u>	<u>1,687</u>	<u>0</u>
Fiscal Services			
Miscellaneous and Other Objects	25,000	25,000	0
Fiscal Services	<u>25,000</u>	<u>25,000</u>	<u>0</u>
Total Cost Center 9121	<u>541,976</u>	<u>541,537</u>	<u>439</u>
9129 A.B.L.E. FY-99			
Adult/Continuing Instruction			
Employees Retire. & Ins. Benefits	202	202	0
Adult/Continuing Instruction	<u>202</u>	<u>202</u>	<u>0</u>
Support Services - Instruct. Staff			
Employees Retire. & Ins. Benefits	31	31	0
Support Services - Instruct. Staff	<u>31</u>	<u>31</u>	<u>0</u>
Total Cost Center 9129	<u>233</u>	<u>233</u>	<u>0</u>
Expenditures	<u>759,300</u>	<u>753,605</u>	<u>5,695</u>
Excess (Deficiency) of Revenues			
Over Expenditures	(295,365)	(460,123)	(164,758)
Other Financing Sources (Uses)			
Advance - In	346,451	346,451	0
Advance - (Out)	(16)	(16)	0
Refund of Prior Year Expenditure	233	233	0
Refund of Prior Year Receipts	(15)	(15)	0
Other Financing Sources (Uses)	<u>346,653</u>	<u>346,653</u>	<u>0</u>
Excess (Deficiency) of Revenues and Other Financing Sources Over Expenditures and Other (Uses)	51,288	(113,470)	(164,758)
Fund Balance Beginning of Year	113,474	113,474	0
Fund Balance End of Year	<u>\$164,762</u>	<u>\$4</u>	<u>(\$164,758)</u>

TOLEDO SCHOOL DISTRICT, OHIO
SPECIAL REVENUE FUNDS
SCHEDULE OF REVENUES, EXPENDITURES AND
CHANGES IN FUND BALANCE BUDGET AND ACTUAL
(NON-GAAP BUDGETARY BASIS)
FOR YEAR ENDED JUNE 30, 2001

Job Training Partnership Act	<u>Budget</u>	<u>Actual</u>	Variance Favorable (Unfavorable)
Revenues			
Revenue from State Sources	\$80,350	\$565	(\$79,785)
Revenue from Federal Sources	53,691	53,691	0
	<u>134,041</u>	<u>54,256</u>	<u>(79,785)</u>
Expenditures			
6350 Summer Youth Program FY 2000			
Adult/Continuing Instruction			
Salaries & Wages	380	380	0
Employees Retire. & Ins. Benefits	17	(261)	278
Purchased Services	10	10	0
Supplies and Materials	0	(442)	442
Adult/Continuing Instruction	<u>407</u>	<u>(313)</u>	<u>720</u>
Support Services - Pupil Transp.			
Purchased Services	123	(82)	205
Support Services - Pupil Transp.	<u>123</u>	<u>(82)</u>	<u>205</u>
Total Cost Center 6350	530	(395)	925
6370 PI 8% Educ coord. FY-00			
Vocational Education			
Salaries & Wages	4,238	4,238	0
Employees Retire. & Ins. Benefits	782	782	0
Supplies and Materials	0	(1,407)	1,407
Vocational Education	<u>5,020</u>	<u>3,613</u>	<u>1,407</u>
Total Cost Center 6370	5,020	3,613	1,407
Expenditures	<u>5,550</u>	<u>3,218</u>	<u>2,332</u>
Excess (Deficiency) of Revenues Over Expenditures	128,491	51,038	(77,453)
Other Financing Sources (Uses)			
Advance - (Out)	(53,453)	(53,453)	0
Refund of Prior Year Expenditure	2,412	2,412	0
Other Financing Sources (Uses)	<u>(51,041)</u>	<u>(51,041)</u>	<u>0</u>
Excess (Deficiency) of Revenues and Other Financing Sources Over Expenditures and Other (Uses)	77,450	(3)	(77,453)
Fund Balance Beginning of Year	3	3	0
Fund Balance End of Year	<u>\$77,453</u>	<u>\$0</u>	<u>(\$77,453)</u>

TOLEDO SCHOOL DISTRICT, OHIO
SPECIAL REVENUE FUNDS
SCHEDULE OF REVENUES, EXPENDITURES AND
CHANGES IN FUND BALANCE BUDGET AND ACTUAL
(NON-GAAP BUDGETARY BASIS)
FOR YEAR ENDED JUNE 30, 2001

Title 1 Migrant Education	<u>Budget</u>	<u>Actual</u>	Variance Favorable (Unfavorable)
Revenues			
Revenue from Federal Sources	\$12,630	\$15,638	\$3,008
Revenues	<u>12,630</u>	<u>15,638</u>	<u>3,008</u>
Expenditures			
8190 IASA Title 1 Migrant 2000			
Support Services - Pupils			
Salaries & Wages	3,478	3,478	0
Employees Retire. & Ins. Benefits	2,450	2,450	0
Purchased Services	108	108	0
Supplies and Materials	0	0	0
Support Services - Pupils	<u>6,036</u>	<u>6,036</u>	<u>0</u>
8191 IASA Title 1 Migrant FY-01			
Support Services - Pupils			
Salaries & Wages	8,228	8,228	0
Employees Retire. & Ins. Benefits	3,649	3,649	0
Purchased Services	0	0	0
Total Cost Center 8191	<u>11,877</u>	<u>11,877</u>	<u>0</u>
Expenditures	<u>17,913</u>	<u>17,913</u>	<u>0</u>
Excess (Deficiency) of Revenues Over Expenditures	(5,283)	(2,275)	3,008
Other Financing Sources (Uses)			
Advance - In	3,008	3,008	0
Advance - (Out)	0	0	0
Other Financing Sources (Uses)	<u>3,008</u>	<u>3,008</u>	<u>0</u>
Excess (Deficiency) of Revenues and Other Financing Sources Over Expenditures and Other (Uses)	(2,275)	733	3,008
Fund Balance Beginning of Year	3,030	3,030	0
Fund Balance End of Year	<u>\$755</u>	<u>\$3,763</u>	<u>\$3,008</u>

TOLEDO SCHOOL DISTRICT, OHIO
SPECIAL REVENUE FUNDS
SCHEDULE OF REVENUES, EXPENDITURES AND
CHANGES IN FUND BALANCE BUDGET AND ACTUAL
(NON-GAAP BUDGETARY BASIS)
FOR YEAR ENDED JUNE 30, 2001

EESA and NEDA Title II	<u>Budget</u>	<u>Actual</u>	Variance Favorable (Unfavorable)
Revenues			
Revenue from Federal Sources	\$625,583	\$368,485	(\$257,098)
Revenues	<u>625,583</u>	<u>368,485</u>	<u>(257,098)</u>
Expenditures			
54C0 Eisenhower Carry-over 99			
Support Services - Instruct. Staff			
Salaries & Wages	65,991	65,991	0
Employees Retire. & Ins. Benefits	1,980	1,980	0
Purchased Services	3,742	3,742	0
Supplies and Materials	25,685	25,685	0
Capital Outlay - New	1,144	1,144	0
Support Services - Instruct. Staff	<u>98,542</u>	<u>98,542</u>	<u>0</u>
Total Cost Center 54C0	<u>98,542</u>	<u>98,542</u>	<u>0</u>
54C9 Eisenhower Carryover FY1998			
Support Services - Instruct. Staff			
Salaries & Wages	327	327	0
Employees Retire. & Ins. Benefits	7	7	0
Support Services - Instruct. Staff	<u>334</u>	<u>334</u>	<u>0</u>
Total Cost Center 54C9	<u>334</u>	<u>334</u>	<u>0</u>
5410 Eisenhower Title II FY-00			
Support Services - Instruct. Staff			
Salaries & Wages	21,681	21,681	0
Employees Retire. & Ins. Benefits	13,195	13,195	0
Purchased Services	10,433	8,600	1,833
Supplies and Materials	37,897	37,897	0
Support Services - Instruct. Staff	<u>83,206</u>	<u>81,373</u>	<u>1,833</u>
Community Services			
Purchased Services	4,403	4,403	0
Total Cost Center 5410	<u>87,609</u>	<u>85,776</u>	<u>1,833</u>
5411 Eisenhower Title II FY-01			
Support Services - Instruct. Staff			
Salaries & Wages	6,358	6,358	0
Employees Retire. & Ins. Benefits	1,026	1,026	0
Purchased Services	10,760	10,760	0
Supplies and Materials	16,724	16,724	0
Capital Outlay - New	344	344	0
Support Services - Instruct. Staff	<u>35,212</u>	<u>35,212</u>	<u>0</u>
Fiscal Services			
Miscellaneous and Other Objects	12,095	12,095	0
Fiscal Services	<u>12,095</u>	<u>12,095</u>	<u>0</u>
Community Services			
Purchased Services	5,549	5,549	0
Community Services	<u>5,549</u>	<u>5,549</u>	<u>0</u>
Total Cost Center 5411	<u>52,856</u>	<u>52,856</u>	<u>0</u>
Expenditures	<u>239,341</u>	<u>237,508</u>	<u>1,833</u>

**TOLEDO SCHOOL DISTRICT, OHIO
SPECIAL REVENUE FUNDS
SCHEDULE OF REVENUES, EXPENDITURES AND
CHANGES IN FUND BALANCE BUDGET AND ACTUAL
(NON-GAAP BUDGETARY BASIS)
FOR YEAR ENDED JUNE 30, 2001
(Continued)**

EESA and NEDA Title II - Continued	<u>Budget</u>	<u>Actual</u>	Variance Favorable (Unfavorable)
Excess (Deficiency) of Revenues Over Expenditures	386,242	130,977	(255,265)
Other Financing Sources (Uses)			
Advance - In	0	0	0
Advance - (Out)	(2,442)	(2,442)	0
Miscellaneous (Uses)	<u>(28,938)</u>	<u>(28,938)</u>	<u>0</u>
Other Financing Sources (Uses)	<u>(31,380)</u>	<u>(31,380)</u>	<u>0</u>
Excess (Deficiency) of Revenues and Other Financing Sources Over Expenditures and Other (Uses)	354,862	99,597	(255,265)
Fund Balance Beginning of Year	19,307	19,307	0
Fund Balance End of Year	<u>\$374,169</u>	<u>\$118,904</u>	<u>(\$255,265)</u>

TOLEDO SCHOOL DISTRICT, OHIO
SPECIAL REVENUE FUNDS
SCHEDULE OF REVENUES, EXPENDITURES AND
CHANGES IN FUND BALANCE BUDGET AND ACTUAL
(NON-GAAP BUDGETARY BASIS)
FOR YEAR ENDED JUNE 30, 2001

Special Education - Handicapped	<u>Budget</u>	<u>Actual</u>	Variance Favorable (Unfavorable)
Revenues			
Revenue from Federal Sources	\$3,542,100	\$3,297,842	(\$244,258)
	<u>3,542,100</u>	<u>3,297,842</u>	<u>(244,258)</u>
Expenditures			
6870 Title VI-B Flow Thru FY-00			
Special Instruction			
Salaries & Wages	98,110	98,110	0
Employees Retire. & Ins. Benefits	31,224	31,224	0
Supplies and Materials	15,510	15,450	60
Capital Outlay - New	3,656	3,656	0
Special Instruction	<u>148,500</u>	<u>148,440</u>	<u>60</u>
Support Services - Pupils			
Salaries & Wages	30,788	30,788	0
Employees Retire. & Ins. Benefits	5,609	5,609	0
Purchased Services	0	(4,407)	4,407
Supplies and Materials	28,753	28,753	0
Capital Outlay - New	189,513	189,513	0
Support Services - Pupils	<u>254,663</u>	<u>250,256</u>	<u>4,407</u>
Support Services - Instruct. Staff			
Salaries & Wages	56,708	56,708	0
Employees Retire. & Ins. Benefits	80,390	80,390	0
Support Services - Instruct. Staff	<u>137,098</u>	<u>137,098</u>	<u>0</u>
Support Services - Administration			
Salaries & Wages	39,299	39,299	0
Employees Retire. & Ins. Benefits	8,654	8,654	0
Supplies and Materials	0	(92)	92
Capital Outlay - New	11,896	11,896	0
Support Services - Administration	<u>59,849</u>	<u>59,757</u>	<u>92</u>
Community Services			
Capital Outlay - New	1,966	1,966	0
Total Cost Center 6870	<u>602,076</u>	<u>597,517</u>	<u>4,559</u>
6871 Title VI-B Flow Thru FY-01			
Special Instruction			
Salaries & Wages	474,201	474,201	0
Employees Retire. & Ins. Benefits	125,604	125,604	0
Purchased Services	300	300	0
Supplies and Materials	2,633	2,633	0
Special Instruction	<u>602,738</u>	<u>602,738</u>	<u>0</u>
Support Services - Pupils			
Salaries & Wages	59,192	59,192	0
Employees Retire. & Ins. Benefits	17,028	17,028	0
Purchased Services	37,200	37,200	0
Supplies and Materials	929	929	0
Special Instruction	<u>114,349</u>	<u>114,349</u>	<u>0</u>

TOLEDO SCHOOL DISTRICT, OHIO
SPECIAL REVENUE FUNDS
SCHEDULE OF REVENUES, EXPENDITURES AND
CHANGES IN FUND BALANCE BUDGET AND ACTUAL
(NON-GAAP BUDGETARY BASIS)
FOR YEAR ENDED JUNE 30, 2001
(Continued)

Special Education - Handicapped - Continued	<u>Budget</u>	<u>Actual</u>	Variance Favorable (Unfavorable)
Support Services - Instruct. Staff			
Salaries & Wages	1,363,148	1,363,148	0
Employees Retire. & Ins. Benefits	<u>636,189</u>	<u>636,189</u>	<u>0</u>
Support Services - Instruct. Staff	1,999,337	1,999,337	0
Support Services - Administration			
Salaries & Wages	189,771	189,771	0
Employees Retire. & Ins. Benefits	63,950	63,950	0
Supplies and Materials	<u>572</u>	<u>572</u>	<u>0</u>
Support Services - Administration	254,293	254,293	0
Fiscal Services			
Miscellaneous and Other Objects	<u>116,217</u>	<u>116,211</u>	<u>6</u>
Fiscal Services	116,217	116,211	6
Total Cost Center 6871	<u>3,086,934</u>	<u>3,086,928</u>	<u>6</u>
Expenditures	<u>3,689,010</u>	<u>3,684,445</u>	<u>4,565</u>
Excess (Deficiency) of Revenues Over Expenditures	(146,910)	(386,603)	(239,693)
Other Financing Sources (Uses)			
Advance - (Out)	<u>(51)</u>	<u>(51)</u>	<u>0</u>
Other Financing Sources (Uses)	(51)	(51)	0
Excess (Deficiency) of Revenues and Other Financing Sources Over Expenditures and Other (Uses)	(146,961)	(386,654)	(239,693)
Fund Balance Beginning of Year	424,806	424,806	0
Fund Balance End of Year	<u>\$ 277,845</u>	<u>\$ 38,152</u>	<u>\$ (239,693)</u>

TOLEDO SCHOOL DISTRICT, OHIO
SPECIAL REVENUE FUNDS
SCHEDULE OF REVENUES, EXPENDITURES AND
CHANGES IN FUND BALANCE BUDGET AND ACTUAL
(NON-GAAP BUDGETARY BASIS)
FOR YEAR ENDED JUNE 30, 2001

Vocational Education	<u>Budget</u>	<u>Actual</u>	Variance Favorable (Unfavorable)
Revenues			
Revenue from Federal Sources	\$1,384,001	\$1,209,755	(\$174,246)
Revenues	<u>1,384,001</u>	<u>1,209,755</u>	<u>(174,246)</u>
Expenditures			
2741 IT-PSD FY-01			
Support Services - Instruct. Staff			
Supplies and Materials	<u>10,000</u>	<u>10,000</u>	<u>0</u>
Total Cost Center 2539	<u>10,000</u>	<u>10,000</u>	<u>0</u>
2840 VEPD Secondary FY-00			
Vocational Education			
Salaries & Wages	43,731	43,731	0
Employees Retire. & Ins. Benefits	15,227	15,227	0
Purchased Services	12	12	0
Supplies and Materials	55	(773)	828
Miscellaneous and Other Objects	<u>0</u>	<u>(602)</u>	<u>602</u>
Vocational Education	<u>59,025</u>	<u>57,595</u>	<u>1,430</u>
Support Services - Pupils			
Salaries & Wages	8,082	8,082	0
Employees Retire. & Ins. Benefits	<u>2,516</u>	<u>2,516</u>	<u>0</u>
Support Services - Pupils	<u>10,598</u>	<u>10,598</u>	<u>0</u>
Support Services - Instruct. Staff			
Salaries & Wages	4,416	4,416	0
Employees Retire. & Ins. Benefits	<u>580</u>	<u>580</u>	<u>0</u>
Support Services - Instruct. Staff	<u>4,996</u>	<u>4,996</u>	<u>0</u>
Support Services - Administration			
Salaries & Wages	117	117	0
Employees Retire. & Ins. Benefits	<u>20</u>	<u>20</u>	<u>0</u>
Support Services - Administration	<u>137</u>	<u>137</u>	<u>0</u>
Support Services - Central			
Salaries & Wages	652	652	0
Employees Retire. & Ins. Benefits	<u>2,185</u>	<u>2,185</u>	<u>0</u>
Support Services - Central	<u>2,837</u>	<u>2,837</u>	<u>0</u>
Total Cost Center 2840	<u>77,593</u>	<u>76,163</u>	<u>1,430</u>
2841 VEPD Secondary FY-01			
Vocational Education			
Salaries & Wages	467,888	467,888	0
Employees Retire. & Ins. Benefits	169,473	169,473	0
Purchased Services	47,335	47,335	0
Supplies and Materials	24,795	24,795	0
Capital Outlay - New	27,442	27,442	0
Miscellaneous and Other Objects	<u>2,000</u>	<u>2,000</u>	<u>0</u>
Vocational Education	<u>738,933</u>	<u>738,933</u>	<u>0</u>

TOLEDO SCHOOL DISTRICT, OHIO
SPECIAL REVENUE FUNDS
SCHEDULE OF REVENUES, EXPENDITURES AND
CHANGES IN FUND BALANCE BUDGET AND ACTUAL
(NON-GAAP BUDGETARY BASIS)
FOR YEAR ENDED JUNE 30, 2001
(Continued)

Vocational Education - Continued	Budget	Actual	Variance Favorable (Unfavorable)
	<u> </u>	<u> </u>	<u> </u>
Support Services - Pupils			
Salaries & Wages	66,557	66,557	0
Employees Retire. & Ins. Benefits	12,601	12,601	0
Purchased Services	7,200	7,200	0
Supplies and Materials	6,673	6,673	0
Support Services - Pupils	<u>93,031</u>	<u>93,031</u>	<u>0</u>
Support Services - Instruct. Staff			
Salaries & Wages	10,016	10,016	0
Employees Retire. & Ins. Benefits	1,571	1,571	0
Purchased Services	10,206	10,206	0
Support Services - Instruct. Staff	<u>21,793</u>	<u>21,793</u>	<u>0</u>
Support Services - Administration			
Salaries & Wages	41,919	41,919	0
Employees Retire. & Ins. Benefits	12,023	12,023	0
Support Services - Administration	<u>53,942</u>	<u>53,942</u>	<u>0</u>
Support Services - Pupil Transp.			
Purchased Services	<u>14,118</u>	<u>14,118</u>	<u>0</u>
Support Services - Central			
Salaries & Wages	40,358	40,358	0
Employees Retire. & Ins. Benefits	9,649	9,649	0
Purchased Services	9,921	9,921	0
Support Services - Central	<u>59,928</u>	<u>59,928</u>	<u>0</u>
Total Cost Center 2841	<u>981,745</u>	<u>981,745</u>	<u>0</u>
2850 VEPD Adult FY-00			
Support Services - Pupils			
Salaries & Wages	9,623	9,623	0
Employees Retire. & Ins. Benefits	2,419	2,419	0
Purchased Services	267	267	0
Supplies and Materials	38	38	0
Support Services - Pupils	<u>12,347</u>	<u>12,347</u>	<u>0</u>
Support Services - Instruct. Staff			
Supplies and Materials	0	(778)	778
Support Services - Instruct. Staff	<u>0</u>	<u>(778)</u>	<u>778</u>
Support Services - Central			
Salaries & Wages	1,060	1,060	0
Employees Retire. & Ins. Benefits	422	422	0
Support Services - Central	<u>1,482</u>	<u>1,482</u>	<u>0</u>
Total Cost Center 2850	<u>13,829</u>	<u>13,051</u>	<u>778</u>
2851 VEPD Adult FY-01			
Vocational Education			
Purchased Services	2,857	2,857	0
Supplies and Materials	1,029	1,029	0
Vocational Education	<u>3,886</u>	<u>3,886</u>	<u>0</u>

TOLEDO SCHOOL DISTRICT, OHIO
SPECIAL REVENUE FUNDS
SCHEDULE OF REVENUES, EXPENDITURES AND
CHANGES IN FUND BALANCE BUDGET AND ACTUAL
(NON-GAAP BUDGETARY BASIS)
FOR YEAR ENDED JUNE 30, 2001
(Continued)

Vocational Education - Continued	Budget	Actual	Variance Favorable (Unfavorable)
	<u> </u>	<u> </u>	<u> </u>
Support Services - Pupils			
Salaries & Wages	73,123	73,123	0
Employees Retire. & Ins. Benefits	24,981	24,981	0
Purchased Services	3,637	3,637	0
Supplies and Materials	1,601	1,601	0
Support Services - Pupils	<u>103,342</u>	<u>103,342</u>	<u>0</u>
Support Services - Instruct. Staff			
Purchased Services	115	115	0
Support Services - Instruct. Staff	<u>115</u>	<u>115</u>	<u>0</u>
Support Services - Administration			
Salaries & Wages	1,607	1,607	0
Employees Retire. & Ins. Benefits	273	273	0
Support Services - Administration	<u>1,880</u>	<u>1,880</u>	<u>0</u>
Support Services - Central			
Purchased Services	8,497	8,497	0
Supplies and Materials	39	39	0
Support Services - Central	<u>8,536</u>	<u>8,536</u>	<u>0</u>
Total Cost Center 2851	<u>117,759</u>	<u>117,759</u>	<u>0</u>
2860 O.N.O.W. FY00			
Adult/Continuing Instruction			
Salaries & Wages	3,243	3,243	0
Employees Retire. & Ins. Benefits	848	848	0
Purchased Services	27	27	0
Supplies and Materials	0	(317)	317
Adult/Continuing Instruction	<u>4,118</u>	<u>3,801</u>	<u>317</u>
Total Cost Center 2860	<u>4,118</u>	<u>3,801</u>	<u>317</u>
2891 O.N.O.W. Observation FY-01			
Adult/Continuing Instruction			
Salaries & Wages	7,492	7,492	0
Employees Retire. & Ins. Benefits	1,888	1,888	0
Adult/Continuing Instruction	<u>9,380</u>	<u>9,380</u>	<u>0</u>
Total Cost Center 2891	<u>9,380</u>	<u>9,380</u>	<u>0</u>
3101 Tech Prep Mini-Grant			
Support Services - Instruct. Staff			
Purchased Services	1,032	1,032	0
Supplies and Materials	6,529	6,529	0
Capital Outlay - New	3,299	3,299	0
Support Services - Instruct. Staff	<u>10,860</u>	<u>10,860</u>	<u>0</u>
Total Cost Center 3101	<u>10,860</u>	<u>10,860</u>	<u>0</u>
3560 O.N.O.W. Start			
Support Services - Instruct. Staff			
Salaries & Wages	736	736	0
Employees Retire. & Ins. Benefits	13	13	0
Supplies and Materials	0	0	0
Support Services - Instruct. Staff	<u>749</u>	<u>749</u>	<u>0</u>
Total Cost Center 3560	<u>749</u>	<u>749</u>	<u>0</u>

TOLEDO SCHOOL DISTRICT, OHIO
SPECIAL REVENUE FUNDS
SCHEDULE OF REVENUES, EXPENDITURES AND
CHANGES IN FUND BALANCE BUDGET AND ACTUAL
(NON-GAAP BUDGETARY BASIS)
FOR YEAR ENDED JUNE 30, 2001
(Continued)

Vocational Education - Continued	Budget	Actual	Variance Favorable (Unfavorable)
	<u> </u>	<u> </u>	<u> </u>
5200 NOW Bowsher FY-00			
Support Services - Instruct. Staff			
Supplies and Materials	0	(52)	52
Total Cost Center 3560	<u>0</u>	<u>(52)</u>	<u>52</u>
5210 Expanded Enrollment			
Support Services - Instruct. Staff			
Supplies and Materials	0	(1,338)	1,338
Capital Outlay - New	0	(242)	242
Support Services - Instruct. Staff	<u>0</u>	<u>(1,580)</u>	<u>1,580</u>
Total Cost Center 5210	<u>0</u>	<u>(1,580)</u>	<u>1,580</u>
5220 NWO TP-Advertising FY-00			
Support Services - Instruct. Staff			
Capital Outlay - New	2,000	2,000	0
Support Services - Instruct. Staff	<u>2,000</u>	<u>2,000</u>	<u>0</u>
Total Cost Center 5220	<u>2,000</u>	<u>2,000</u>	<u>0</u>
5221 TP Landscape/Natural Res.			
Vocational Education			
Purchased Services	3,055	3,055	0
Supplies and Materials	843	843	0
Vocational Education	<u>3,898</u>	<u>3,898</u>	<u>0</u>
Fiscal Services			
Total Cost Center 5221	<u>3,898</u>	<u>3,898</u>	<u>0</u>
5230 NWO TP Infor. Tech FY-00			
Regular Instruction			
Supplies and Materials	801	127	674
Regular Instruction	<u>801</u>	<u>127</u>	<u>674</u>
Total Cost Center 5230	<u>801</u>	<u>127</u>	<u>674</u>
5560 NWO TP Rogers FY-00			
Support Services - Instruct. Staff			
Salaries & Wages	1,585	1,585	0
Employees Retire. & Ins. Benefits	24	24	0
Support Services - Instruct. Staff	<u>1,609</u>	<u>1,609</u>	<u>0</u>
Total Cost Center 5560	<u>1,609</u>	<u>1,609</u>	<u>0</u>
5810 Career & Family Prog. FY-00			
Adult/Continuing Instruction			
Salaries & Wages	0	(257)	257
Employees Retire. & Ins. Benefits	113	66	47
Purchased Services	0	(43)	43
Supplies and Materials	0	(227)	227
Adult/Continuing Instruction	<u>113</u>	<u>(461)</u>	<u>574</u>
Total Cost Center 5810	<u>113</u>	<u>(461)</u>	<u>574</u>
Expenditures	<u>1,234,454</u>	<u>1,229,049</u>	<u>5,405</u>

TOLEDO SCHOOL DISTRICT, OHIO
SPECIAL REVENUE FUNDS
SCHEDULE OF REVENUES, EXPENDITURES AND
CHANGES IN FUND BALANCE BUDGET AND ACTUAL
(NON-GAAP BUDGETARY BASIS)
FOR YEAR ENDED JUNE 30, 2001
(Continued)

Vocational Education - Continued	<u>Budget</u>	<u>Actual</u>	Variance Favorable (Unfavorable)
Excess (Deficiency) of Revenues Over Expenditures	149,547	(19,294)	(168,841)
Other Financing Sources (Uses)			
Advance - In	71,672	71,672	0
Advance - (Out)	(64,965)	(64,965)	0
Refund of Prior Year Expenditure	4,467	4,467	0
Refund of Prior Year Receipts	(16,584)	(16,584)	0
Miscellaneous (Uses)	(2,193)	(2,193)	0
Other Financing Sources (Uses)	<u>(7,603)</u>	<u>(7,603)</u>	<u>0</u>
Excess (Deficiency) of Revenues and Other Financing Sources Over Expenditures and Other (Uses)	141,944	(26,897)	(168,841)
Fund Balance Beginning of Year	32,259	32,259	0
Fund Balance End of Year	<u>\$174,203</u>	<u>\$5,362</u>	<u>(\$168,841)</u>

TOLEDO SCHOOL DISTRICT, OHIO
SPECIAL REVENUE FUNDS
SCHEDULE OF REVENUES, EXPENDITURES AND
CHANGES IN FUND BALANCE BUDGET AND ACTUAL
(NON-GAAP BUDGETARY BASIS)
FOR YEAR ENDED JUNE 30, 2001

ECIA Title I	Budget	Actual	Variance Favorable (Unfavorable)
	<u> </u>	<u> </u>	<u> </u>
Revenues			
Revenue from Federal Sources	\$17,618,467	\$18,461,009	\$842,542
Revenues	<u>17,618,467</u>	<u>18,461,009</u>	<u>842,542</u>
Expenditures			
1R31 School Improvement FY-01			
Special Instruction			
Salaries & Wages	32,425	32,425	0
Employees Retire. & Ins. Benefits	5,433	5,433	0
Purchased Services	88,883	88,883	0
Supplies and Materials	83,044	83,044	0
Capital Outlay - New	9,361	9,361	0
Special Instruction	<u>219,146</u>	<u>219,146</u>	<u>0</u>
Support Services - Instruct. Staff			
Salaries & Wages	3,861	3,861	0
Employees Retire. & Ins. Benefits	663	663	0
Support Services - Instruct. Staff	<u>4,524</u>	<u>4,524</u>	<u>0</u>
Total cost center 1R31	<u>223,670</u>	<u>223,670</u>	<u>0</u>
57R1 Title I FY-00 Carryover			
Special Instruction			
Salaries & Wages	2,230,600	2,230,600	0
Employees Retire. & Ins. Benefits	411,557	411,557	0
Special Instruction	<u>2,642,157</u>	<u>2,642,157</u>	<u>0</u>
Support Services - Instruct. Staff			
Salaries & Wages	150,000	150,000	0
Employees Retire. & Ins. Benefits	27,500	27,500	0
Support Services - Instruct. Staff	<u>177,500</u>	<u>177,500</u>	<u>0</u>
Total Cost Center 57R1	<u>2,819,657</u>	<u>2,819,657</u>	<u>0</u>
57X0 Title I Delinq. 99 Carryover			
Special Instruction			
Salaries & Wages	1,934	1,934	0
Employees Retire. & Ins. Benefits	329	329	0
Supplies and Materials	4,994	4,994	0
Special Instruction	<u>7,257</u>	<u>7,257</u>	<u>0</u>
Total Cost Center 57X0	<u>7,257</u>	<u>7,257</u>	<u>0</u>
57X1 Title I Delinq. FY-00 Carryover			
Special Instruction			
Salaries & Wages	951	951	0
Employees Retire. & Ins. Benefits	164	164	0
Supplies and Materials	709	709	0
Special Instruction	<u>1,824</u>	<u>1,824</u>	<u>0</u>
Total Special Cost Center 57X1	<u>1,824</u>	<u>1,824</u>	<u>0</u>

TOLEDO SCHOOL DISTRICT, OHIO
SPECIAL REVENUE FUNDS
SCHEDULE OF REVENUES, EXPENDITURES AND
CHANGES IN FUND BALANCE BUDGET AND ACTUAL
(NON-GAAP BUDGETARY BASIS)
FOR YEAR ENDED JUNE 30, 2001
(Continued)

ECIA Title I - Continued	Budget	Actual	Variance Favorable (Unfavorable)
5700 Title 1 FY-00			
Special Instruction			
Salaries & Wages	1,160,698	1,160,698	0
Employees Retire. & Ins. Benefits	332,907	332,907	0
Purchased Services	19,442	18,442	1,000
Supplies and Materials	138,339	138,339	0
Capital Outlay - New	20,004	20,004	0
Special Instruction	<u>1,671,390</u>	<u>1,670,390</u>	<u>1,000</u>
Support Services - Instruct. Staff			
Salaries & Wages	167,502	167,502	0
Employees Retire. & Ins. Benefits	106,219	106,219	0
Purchased Services	2,874	2,874	0
Supplies and Materials	1,302	1,302	0
Support Services - Instruct. Staff	<u>277,897</u>	<u>277,897</u>	<u>0</u>
Support Services - Administration			
Salaries & Wages	29,725	29,725	0
Employees Retire. & Ins. Benefits	9,930	9,930	0
Purchased Services	827	623	204
Supplies and Materials	1,572	(234)	1,806
Support Services - Administration	<u>42,054</u>	<u>40,044</u>	<u>2,010</u>
Support Services - Pupil Transp.			
Purchased Services	291	291	0
Community Services			
Salaries & Wages	144,584	144,584	0
Employees Retire. & Ins. Benefits	42,293	42,293	0
Supplies and Materials	5,078	5,078	0
Community Services	<u>191,955</u>	<u>191,955</u>	<u>0</u>
Total Cost Center 5700	<u>2,183,587</u>	<u>2,180,577</u>	<u>3,010</u>
5701 Title 1 FY-01			
Special Instruction			
Salaries & Wages	3,019,391	3,019,391	0
Employees Retire. & Ins. Benefits	1,141,599	1,141,599	0
Purchased Services	24,714	24,714	0
Supplies and Materials	345,507	345,507	0
Capital Outlay - New	64,430	64,430	0
Special Instruction	<u>4,595,641</u>	<u>4,595,641</u>	<u>0</u>
Support Services - Instruct. Staff			
Salaries & Wages	1,246,455	1,246,455	0
Employees Retire. & Ins. Benefits	614,079	614,079	0
Purchased Services	11,399	11,399	0
Supplies and Materials	4,010	4,010	0
Support Services - Instruct. Staff	<u>1,875,943</u>	<u>1,875,943</u>	<u>0</u>

TOLEDO SCHOOL DISTRICT, OHIO
SPECIAL REVENUE FUNDS
SCHEDULE OF REVENUES, EXPENDITURES AND
CHANGES IN FUND BALANCE BUDGET AND ACTUAL
(NON-GAAP BUDGETARY BASIS)
FOR YEAR ENDED JUNE 30, 2001
(Continued)

ECIA Title I - Continued	Budget	Actual	Variance Favorable (Unfavorable)
Support Services - Administration			
Salaries & Wages	202,723	202,723	0
Employees Retire. & Ins. Benefits	70,277	70,277	0
Purchased Services	5,945	5,945	0
Supplies and Materials	3,167	3,167	0
Capital Outlay - Replacement	849	849	0
Support Services - Administration	<u>282,961</u>	<u>282,961</u>	<u>0</u>
Fiscal Services			
Miscellaneous and Other Objects	293,837	293,837	0
Support Services - Pupil Transp.			
Purchased Services	10,015	10,015	0
Community Services			
Salaries & Wages	497,609	497,609	0
Employees Retire. & Ins. Benefits	174,928	174,928	0
Purchased Services	5,878	5,878	0
Supplies and Materials	6,633	6,633	0
Capital Outlay - New	1,219	1,219	0
Community Services	<u>686,267</u>	<u>686,267</u>	<u>0</u>
Total Cost Center 5701	<u>7,744,664</u>	<u>7,744,664</u>	<u>0</u>
5709 Title 1 FY-99			
Special Instruction			
Salaries & Wages	55	(34)	89
Employees Retire. & Ins. Benefits	945	940	5
Special Instruction	<u>1,000</u>	<u>906</u>	<u>94</u>
Support Services - Instruct. Staff			
Employees Retire. & Ins. Benefits	582	582	0
Support Services - Instruct. Staff	<u>582</u>	<u>582</u>	<u>0</u>
Support Services - Administration			
Supplies and Materials	0	(25)	25
Support Services - Administration	<u>0</u>	<u>(25)</u>	<u>25</u>
Support Services - Pupil Transp.			
Community Services			
Supplies and Materials	0	(137)	137
Community Services	<u>0</u>	<u>(137)</u>	<u>137</u>
Total Cost Center 5709	<u>1,582</u>	<u>1,326</u>	<u>256</u>
5711 Title I Special			
Special Instruction			
Salaries & Wages	35,839	35,839	0
Employees Retire. & Ins. Benefits	6,610	6,610	0
Special Instruction	<u>42,449</u>	<u>42,449</u>	<u>0</u>
Total Cost Center 5711	<u>42,449</u>	<u>42,449</u>	<u>0</u>

TOLEDO SCHOOL DISTRICT, OHIO
SPECIAL REVENUE FUNDS
SCHEDULE OF REVENUES, EXPENDITURES AND
CHANGES IN FUND BALANCE BUDGET AND ACTUAL
(NON-GAAP BUDGETARY BASIS)
FOR YEAR ENDED JUNE 30, 2001
(Continued)

ECIA Title I - Continued	Budget	Actual	Variance Favorable (Unfavorable)
5719 Capital Expense FY99			
Community Services			
Purchased Services	1,910	799	1,111
Other Facil. Acquis. & Constr. Serv.			
Capital Outlay - New	6,825	6,825	0
Total Cost Center 5719	<u>8,735</u>	<u>7,624</u>	<u>1,111</u>
5721 Capital Expense FY-01			
Community Services			
Purchased Services	50,077	50,077	0
Total Cost Center 5721	<u>50,077</u>	<u>50,077</u>	<u>0</u>
5730 Comp. School Reform FY00			
Special Instruction			
Salaries & Wages	41,472	41,472	0
Employees Retire. & Ins. Benefits	14,808	14,808	0
	<u>56,280</u>	<u>56,280</u>	<u>0</u>
Special Instruction			
Support Services - Instruct. Staff			
Salaries & Wages	17,392	17,392	0
Employees Retire. & Ins. Benefits	5,963	5,963	0
	<u>23,355</u>	<u>23,355</u>	<u>0</u>
Support Services - Instruct. Staff			
Total Cost Center 5730	<u>79,635</u>	<u>79,635</u>	<u>0</u>
5790 Title 1 Delinquent FY-00			
Special Instruction			
Salaries & Wages	0	(453)	453
Employees Retire. & Ins. Benefits	0	(83)	83
	<u>0</u>	<u>(536)</u>	<u>536</u>
Special Instruction			
Support Services - Instruct. Staff			
Purchased Services	464	54	410
Supplies and Materials	6,176	4,280	1,896
Capital Outlay - New	6,015	5,998	17
	<u>12,655</u>	<u>10,332</u>	<u>2,323</u>
Support Services - Instruct. Staff			
Support Services - Pupil Transp.			
Purchased Services	271	271	0
Total Cost Center 5790	<u>12,926</u>	<u>10,067</u>	<u>2,859</u>
5791 Title 1 Delinquent FY-01			
Special Instruction			
Salaries & Wages	9,094	9,094	0
Employees Retire. & Ins. Benefits	1,616	1,616	0
Supplies and Materials	0	0	0
	<u>10,710</u>	<u>10,710</u>	<u>0</u>
Special Instruction			
Support Services - Instruct. Staff			
Purchased Services	3,210	3,210	0
Supplies and Materials	1,878	1,878	0
Capital Outlay - New	1,584	1,584	0
	<u>6,672</u>	<u>6,672</u>	<u>0</u>
Support Services - Instruct. Staff			

TOLEDO SCHOOL DISTRICT, OHIO
SPECIAL REVENUE FUNDS
SCHEDULE OF REVENUES, EXPENDITURES AND
CHANGES IN FUND BALANCE BUDGET AND ACTUAL
(NON-GAAP BUDGETARY BASIS)
FOR YEAR ENDED JUNE 30, 2001
(Continued)

ECIA Title I - Continued	Budget	Actual	Variance Favorable (Unfavorable)
Fiscal Services			
Miscellaneous and Other Objects	1,329	1,329	0
Total Cost Center 5791	<u>18,711</u>	<u>18,711</u>	<u>0</u>
5799 Title 1 Delinquent FY-99			
Special Instruction			
Employees Retire. & Ins. Benefits	6	6	0
Supplies and Materials	0	(253)	253
Special Instruction	<u>6</u>	<u>(247)</u>	<u>253</u>
Support Services - Instruct. Staff			
Supplies and Materials	230	230	0
Support Services - Instruct. Staff	<u>230</u>	<u>230</u>	<u>0</u>
Total Cost Center 5799	<u>236</u>	<u>(17)</u>	<u>253</u>
7200 Educ. Home. Child & Youth FY-00			
Special Instruction			
Supplies and Materials	0	(2)	2
Special Instruction	<u>0</u>	<u>(2)</u>	<u>2</u>
Support Services - Instruct. Staff			
Salaries & Wages	0	(9,701)	9,701
Employees Retire. & Ins. Benefits	1,413	(376)	1,789
Purchased Services	106	106	0
Support Services - Instruct. Staff	<u>1,519</u>	<u>(9,971)</u>	<u>11,490</u>
Total Cost Center 7200	<u>1,519</u>	<u>(9,973)</u>	<u>11,492</u>
7201 Educ. Home. Child & Youth FY-01			
Special Instruction			
Salaries & Wages	7,817	7,817	0
Employees Retire. & Ins. Benefits	1,348	1,348	0
Special Instruction	<u>9,165</u>	<u>9,165</u>	<u>0</u>
Support Services - Instruct. Staff			
Salaries & Wages	22,889	22,889	0
Employees Retire. & Ins. Benefits	10,505	10,505	0
Purchased Services	30,943	30,943	0
Support Services - Instruct. Staff	<u>64,337</u>	<u>64,337</u>	<u>0</u>
Fiscal Services			
Miscellaneous and Other Objects	1,200	1,200	0
Fiscal Services	<u>1,200</u>	<u>1,200</u>	<u>0</u>
Total Cost Center 7201	<u>74,702</u>	<u>74,702</u>	<u>0</u>
7210 Homeless FY-99 Carryover			
Support Services - Instruct. Staff			
Salaries & Wages	11,346	11,346	0
Employees Retire. & Ins. Benefits	2,094	2,094	0
Support Services - Instruct. Staff	<u>13,440</u>	<u>13,440</u>	<u>0</u>
Total Cost Center 7210	<u>13,440</u>	<u>13,440</u>	<u>0</u>
Expenditures	<u>13,284,671</u>	<u>13,265,690</u>	<u>18,981</u>

TOLEDO SCHOOL DISTRICT, OHIO
SPECIAL REVENUE FUNDS
SCHEDULE OF REVENUES, EXPENDITURES AND
CHANGES IN FUND BALANCE BUDGET AND ACTUAL
(NON-GAAP BUDGETARY BASIS)
FOR YEAR ENDED JUNE 30, 2001
(Continued)

ECIA Title I - Continued	<u>Budget</u>	<u>Actual</u>	Variance Favorable (Unfavorable)
Excess (Deficiency) of Revenues Over Expenditures	4,333,796	5,195,319	861,523
Other Financing Sources (Uses)			
Advance - In	7,413	7,413	0
Advance - (Out)	(1,168)	(1,168)	0
Refund of Prior Year Expenditure	3,761	3,761	0
Refund of Prior Year Receipts	(119,808)	(119,808)	0
Miscellaneous (Uses)	<u>(2,835,525)</u>	<u>(2,835,525)</u>	<u>0</u>
Other Financing Sources (Uses)	<u>(2,945,327)</u>	<u>(2,945,327)</u>	<u>0</u>
Excess (Deficiency) of Revenues and Other Financing Sources Over Expenditures and Other (Uses)	1,388,469	2,249,992	861,523
Fund Balance Beginning of Year	1,859,209	1,859,209	0
Fund Balance End of Year	<u><u>\$3,247,678</u></u>	<u><u>\$4,109,201</u></u>	<u><u>\$861,523</u></u>

**TOLEDO SCHOOL DISTRICT, OHIO
SPECIAL REVENUE FUNDS
SCHEDULE OF REVENUES, EXPENDITURES AND
CHANGES IN FUND BALANCE BUDGET AND ACTUAL
(NON-GAAP BUDGETARY BASIS)
FOR YEAR ENDED JUNE 30, 2001**

ECIA Title II	<u>Budget</u>	<u>Actual</u>	Variance Favorable (Unfavorable)
Revenues			
Revenue from Federal Sources	\$252,243	\$153,018	(\$99,225)
	<u>252,243</u>	<u>153,018</u>	<u>(99,225)</u>
Expenditures			
0000 Title VI FY-00			
Regular Instruction			
Salaries & Wages	116,730	59,326	57,404
Employees Retire. & Ins. Benefits	34,371	26,658	7,713
Purchased Services	454	454	0
Regular Instruction	<u>151,555</u>	<u>86,438</u>	<u>65,117</u>
Support Services - Instruct. Staff			
Salaries & Wages	14,018	14,018	0
Employees Retire. & Ins. Benefits	5,230	5,230	0
Support Services - Instruct. Staff	<u>19,248</u>	<u>19,248</u>	<u>0</u>
Support Services - Pupil Transp.			
Purchased Services	2,270	2,270	0
Community Services			
Purchased Services	11,608	11,608	0
Supplies and Materials	10,474	10,118	356
Capital Outlay - New	8,881	8,881	0
Community Services	<u>30,963</u>	<u>30,607</u>	<u>356</u>
Total Cost Center 0000	<u>204,036</u>	<u>138,563</u>	<u>65,473</u>
0001 Title VI FY-01			
Regular Instruction			
Salaries & Wages	67,732	67,732	0
Employees Retire. & Ins. Benefits	12,049	12,049	0
Purchased Services	45,952	45,952	0
Supplies and Materials	1,255	1,255	0
Regular Instruction	<u>126,988</u>	<u>126,988</u>	<u>0</u>
Support Services - Instruct. Staff			
Salaries & Wages	18,994	18,994	0
Employees Retire. & Ins. Benefits	7,594	7,594	0
Support Services - Instruct. Staff	<u>26,588</u>	<u>26,588</u>	<u>0</u>
Support Services - Administration			
Salaries & Wages	10,313	10,313	0
Employees Retire. & Ins. Benefits	1,844	1,844	0
Support Services - Administration	<u>12,157</u>	<u>12,157</u>	<u>0</u>
Fiscal Services			
Miscellaneous and Other Objects	8,992	8,992	0
Support Services - Pupil Transp.			
Purchased Services	2,985	2,985	0
Community Services			
Purchased Services	16,162	16,162	0
Supplies and Materials	22,300	22,300	0
Capital Outlay - New	3,319	3,319	0
Community Services	<u>41,781</u>	<u>41,781</u>	<u>0</u>
Total Cost Center 0001	<u>219,491</u>	<u>219,491</u>	<u>0</u>

**TOLEDO SCHOOL DISTRICT, OHIO
SPECIAL REVENUE FUNDS
SCHEDULE OF REVENUES, EXPENDITURES AND
CHANGES IN FUND BALANCE BUDGET AND ACTUAL
(NON-GAAP BUDGETARY BASIS)
FOR YEAR ENDED JUNE 30, 2001
(Continued)**

ECIA Title II - Continued	<u>Budget</u>	<u>Actual</u>	<u>Variance Favorable (Unfavorable)</u>
0009 Title VI FY99			
Regular Instruction			
Salaries & Wages	169	169	0
Employees Retire. & Ins. Benefits	32	32	0
	<u>201</u>	<u>201</u>	<u>0</u>
Regular Instruction	201	201	0
Total Cost Center 0009	<u>201</u>	<u>201</u>	<u>0</u>
Expenditures	<u>423,728</u>	<u>358,255</u>	<u>65,473</u>
Excess (Deficiency) of Revenues Over Expenditures	(171,485)	(205,237)	(33,752)
Other Financing Sources (Uses)			
Advance - In	157,552	157,552	0
Refund of Prior Year Expenditure	7,732	7,732	0
Refund of Prior Year Receipts	<u>(46,208)</u>	<u>(46,208)</u>	<u>0</u>
Other Financing Sources (Uses)	<u>119,076</u>	<u>119,076</u>	<u>0</u>
Excess (Deficiency) of Revenues and Other Financing Sources Over Expenditures and Other (Uses)	(52,409)	(86,161)	(33,752)
Fund Balance Beginning of Year	89,157	89,157	0
Fund Balance End of Year	<u><u>\$36,748</u></u>	<u><u>\$2,996</u></u>	<u><u>(\$33,752)</u></u>

TOLEDO SCHOOL DISTRICT, OHIO
SPECIAL REVENUE FUNDS
SCHEDULE OF REVENUES, EXPENDITURES AND
CHANGES IN FUND BALANCE BUDGET AND ACTUAL
(NON-GAAP BUDGETARY BASIS)
FOR YEAR ENDED JUNE 30, 2001

Emergency Immigrant Education Asst.	<u>Budget</u>	<u>Actual</u>	Variance Favorable (Unfavorable)
Revenues			
Revenue from Federal Sources	\$7,399	\$7,399	\$0
	<u>7,399</u>	<u>7,399</u>	<u>0</u>
Expenditures			
6EE1 Emergency Immigrant Ed Asst.			
Special Instruction			
Salaries & Wages			
Employees Retire. & Ins. Benefits			
Supplies and Materials	0	0	0
Capital Outlay - New	0	0	0
	<u>0</u>	<u>0</u>	<u>0</u>
Special Instruction	0	0	0
Support Services - Pupil Transp.			
Purchased Services	0	0	0
	<u>0</u>	<u>0</u>	<u>0</u>
Expenditures	<u>0</u>	<u>0</u>	<u>0</u>
Excess (Deficiency) of Revenues Over Expenditures	7,399	7,399	0
Fund Balance Beginning of Year	0	0	0
Fund Balance End of Year	<u><u>\$7,399</u></u>	<u><u>\$7,399</u></u>	<u><u>\$0</u></u>

**TOLEDO SCHOOL DISTRICT, OHIO
SPECIAL REVENUE FUNDS
SCHEDULE OF REVENUES, EXPENDITURES AND
CHANGES IN FUND BALANCE BUDGET AND ACTUAL
(NON-GAAP BUDGETARY BASIS)
FOR YEAR ENDED JUNE 30, 2001**

Drug Free Schools	<u>Budget</u>	<u>Actual</u>	Variance Favorable (Unfavorable)
Revenues			
Revenue from Federal Sources	\$284,117	\$223,763	(\$60,354)
Revenues	<u>284,117</u>	<u>223,763</u>	<u>(60,354)</u>
Expenditures			
66C0 Drugfree SH Carry-Over FY-99			
Support Services - Pupils			
Salaries & Wages	53,098	53,098	0
Employees Retire. & Ins. Benefits	12,722	12,722	0
Purchased Services	32,195	32,195	0
Supplies and Materials	17,496	17,496	0
Support Services - Pupils	<u>115,511</u>	<u>115,511</u>	<u>0</u>
Total Cost Center 66C0	115,511	115,511	0
6600 Safe/Drugfree School FY-00			
Support Services - Pupils			
Salaries & Wages	35,748	24,415	11,333
Employees Retire. & Ins. Benefits	13,500	12,600	900
Purchased Services	2,435	2,435	0
Support Services - Pupils	<u>51,683</u>	<u>39,450</u>	<u>12,233</u>
Support Services - Administration			
Salaries & Wages	2,455	2,455	0
Employees Retire. & Ins. Benefits	652	652	0
Support Services - Administration	<u>3,107</u>	<u>3,107</u>	<u>0</u>
Community Services			
Purchased Services	8,339	8,339	0
Supplies and Materials	2,225	2,225	0
Community Services	<u>10,564</u>	<u>10,564</u>	<u>0</u>
Total Cost Center 6600	65,354	53,121	12,233
6601 Safe/Drugfree School FY-01			
Support Services - Pupils			
Salaries & Wages	108,302	108,302	0
Employees Retire. & Ins. Benefits	27,748	27,748	0
Purchased Services	200,000	200,000	0
Support Services - Pupils	<u>336,050</u>	<u>336,050</u>	<u>0</u>
Support Services - Administration			
Salaries & Wages	12,256	12,256	0
Employees Retire. & Ins. Benefits	3,368	3,368	0
Support Services - Administration	<u>15,624</u>	<u>15,624</u>	<u>0</u>

**TOLEDO SCHOOL DISTRICT, OHIO
SPECIAL REVENUE FUNDS
SCHEDULE OF REVENUES, EXPENDITURES AND
CHANGES IN FUND BALANCE BUDGET AND ACTUAL
(NON-GAAP BUDGETARY BASIS)
FOR YEAR ENDED JUNE 30, 2001
(Continued)**

Drug Free Schools - Continued	<u>Budget</u>	<u>Actual</u>	Variance Favorable (Unfavorable)
Fiscal Services			
Miscellaneous and Other Objects	7,237	7,237	0
Community Services			
Purchased Services	9,351	9,351	0
Supplies and Materials	195	195	0
Community Services	<u>9,546</u>	<u>9,546</u>	<u>0</u>
Total Cost Center 6601	368,457	368,457	0
6609 Safe/Drugfree School FY-99			
Support Services - Pupils			
Employees Retire. & Ins. Benefits	1,014	1,014	0
Support Services - Pupils	<u>1,014</u>	<u>1,014</u>	<u>0</u>
Total Cost Center 6609	1,014	1,014	0
Expenditures	<u>550,336</u>	<u>538,103</u>	<u>12,233</u>
Excess (Deficiency) of Revenues Over Expenditures	(266,219)	(314,340)	(48,121)
Other Financing Sources (Uses)			
Advance - In	248,874	248,874	0
Advance - (Out)	(53,584)	(53,584)	0
Refund of Prior Year Expenditure	34,948	34,948	0
Refund of Prior Year Receipts	(31,409)	(31,409)	0
Other Financing Sources (Uses)	<u>198,829</u>	<u>198,829</u>	<u>0</u>
Excess (Deficiency) of Revenues and Other Financing Sources Over Expenditures and Other (Uses)	(67,390)	(115,511)	(48,121)
Fund Balance Beginning of Year	120,974	120,974	0
Fund Balance End of Year	<u>\$53,584</u>	<u>\$5,463</u>	<u>(\$48,121)</u>

TOLEDO SCHOOL DISTRICT, OHIO
SPECIAL REVENUE FUNDS
SCHEDULE OF REVENUES, EXPENDITURES AND
CHANGES IN FUND BALANCE BUDGET AND ACTUAL
(NON-GAAP BUDGETARY BASIS)
FOR YEAR ENDED JUNE 30, 2001

	<u>Budget</u>	<u>Actual</u>	Variance Favorable (Unfavorable)
EHA Pre-School Handicapped			
Revenues			
Revenue from Federal Sources	\$207,378	\$201,274	(\$6,104)
Revenues	<u>207,378</u>	<u>201,274</u>	<u>(6,104)</u>
Expenditures			
5870 Pre-School Grant FY-00			
Special Instruction			
Salaries & Wages	1,545	1,545	0
Employees Retire. & Ins. Benefits	639	639	0
Purchased Services	0	(26)	26
Supplies and Materials	316	316	0
Capital Outlay - New			0
Special Instruction	<u>2,500</u>	<u>2,474</u>	<u>26</u>
Support Services - Pupils			
Salaries & Wages	858	858	0
Employees Retire. & Ins. Benefits	158	158	0
Purchased Services	0	(4)	4
Supplies and Materials	218	218	0
Support Services - Pupils	<u>1,234</u>	<u>1,230</u>	<u>4</u>
Support Services - Instruct. Staff			
Salaries & Wages	0	(2,804)	2,804
Employees Retire. & Ins. Benefits	5,406	4,877	529
Purchased Services	100	100	0
Support Services - Instruct. Staff	<u>5,506</u>	<u>2,173</u>	<u>3,333</u>
Support Services - Administration			
Salaries & Wages	732	732	0
Employees Retire. & Ins. Benefits	128	128	0
Purchased Services	108	4	104
Supplies and Materials	175	102	73
Support Services - Administration	<u>1,143</u>	<u>966</u>	<u>177</u>
Total Cost Center 5870	<u>10,383</u>	<u>6,843</u>	<u>3,540</u>
5871 Pre-School Grant FY-01			
Special Instruction			
Salaries & Wages	6,823	6,823	0
Employees Retire. & Ins. Benefits	3,249	3,249	0
Purchased Services	5,047	5,047	0
Supplies and Materials	2,218	2,218	0
Special Instruction	<u>17,337</u>	<u>17,337</u>	<u>0</u>

TOLEDO SCHOOL DISTRICT, OHIO
SPECIAL REVENUE FUNDS
SCHEDULE OF REVENUES, EXPENDITURES AND
CHANGES IN FUND BALANCE BUDGET AND ACTUAL
(NON-GAAP BUDGETARY BASIS)
FOR YEAR ENDED JUNE 30, 2001
(Continued)

EHA Pre-School Handicapped - Continued	Budget	Actual	Variance Favorable (Unfavorable)
Support Services - Pupils			
Salaries & Wages	25,102	25,102	0
Employees Retire. & Ins. Benefits	6,209	6,209	0
Purchased Services	1,770	1,770	0
Supplies and Materials	981	981	0
	<hr/>	<hr/>	<hr/>
Support Services - Pupils	34,062	34,062	0
Support Services - Instruct. Staff			
Salaries & Wages	81,258	81,258	0
Employees Retire. & Ins. Benefits	43,778	43,778	0
Purchased Services	2,083	2,083	0
Supplies and Materials	109	109	0
	<hr/>	<hr/>	<hr/>
Support Services - Instruct. Staff	127,228	127,228	0
Support Services - Administration			
Salaries & Wages	14,225	14,225	0
Employees Retire. & Ins. Benefits	2,485	2,485	0
Purchased Services	532	532	0
Supplies and Materials	774	774	0
	<hr/>	<hr/>	<hr/>
Support Services - Administration	18,016	18,016	0
Fiscal Services			
Miscellaneous and Other Objects	8,000	8,000	0
	<hr/>	<hr/>	<hr/>
Total Cost Center 5879	204,643	204,643	0
	<hr/>	<hr/>	<hr/>
Expenditures	215,026	211,486	3,540
Excess (Deficiency) of Revenues			
Over Expenditures	(7,648)	(10,212)	(2,564)
Other Financing Sources (Uses)			
Advance - In	3,371	3,371	0
Refund of Prior Year Expenditure	933	933	0
Other Financing Sources (Uses)	4,304	4,304	0
	<hr/>	<hr/>	<hr/>
Excess (Deficiency) of Revenues and Other Financing Sources Over Expenditures and Other (Uses)	(3,344)	(5,908)	(2,564)
	<hr/>	<hr/>	<hr/>
Fund Balance Beginning of Year	5,909	5,909	0
	<hr/>	<hr/>	<hr/>
Fund Balance End of Year	<u>\$2,565</u>	<u>\$1</u>	<u>(\$2,564)</u>

TOLEDO SCHOOL DISTRICT, OHIO
SPECIAL REVENUE FUNDS
SCHEDULE OF REVENUES, EXPENDITURES AND
CHANGES IN FUND BALANCE BUDGET AND ACTUAL
(NON-GAAP BUDGETARY BASIS)
FOR YEAR ENDED JUNE 30, 2001

Telecommunications Act Grant	<u>Budget</u>	<u>Actual</u>	Variance Favorable (Unfavorable)
Revenues			
Revenue from Federal Sources	\$1,404,426	1,426,823	\$22,397
Revenues	<u>1,404,426</u>	<u>1,426,823</u>	<u>22,397</u>
Expenditures			
2561 FCC E-Rate FY-01			
Operation and Maint. of Plant Serv.			
Purchased Services	1,401,518	1,401,518	0
Supplies and Materials	1,733	1,733	0
Capital Outlay - New	1,175	1,175	0
Operation and Maint. of Plant Serv.	<u>1,404,426</u>	<u>1,404,426</u>	<u>0</u>
Total Cost Center 2561	1,404,426	1,404,426	0
2569 FCC E-Rate FY-99-00			
Operation and Maint. of Plant Serv.			
Purchased Services	159,131	159,131	0
Operation and Maint. of Plant Serv.	<u>159,131</u>	<u>159,131</u>	<u>0</u>
Total Cost Center 2561	159,131	159,131	0
Expenditures	<u>1,563,557</u>	<u>1,563,557</u>	<u>0</u>
Excess (Deficiency) of Revenues Over Expenditures	(159,131)	(136,734)	22,397
Other Financing Sources (Uses)			
Refund of Prior Year Receipts	(433,767)	(433,767)	0
Other Financing Sources (Uses)	<u>(433,767)</u>	<u>(433,767)</u>	<u>0</u>
Excess (Deficiency) of Revenues Over Expenditures	(592,898)	(570,501)	22,397
Fund Balance Beginning of Year	592,898	592,898	0
Fund Balance End of Year	<u><u>\$0</u></u>	<u><u>\$22,397</u></u>	<u><u>\$22,397</u></u>

TOLEDO SCHOOL DISTRICT, OHIO
SPECIAL REVENUE FUNDS
SCHEDULE OF REVENUES, EXPENDITURES AND
CHANGES IN FUND BALANCE BUDGET AND ACTUAL
(NON-GAAP BUDGETARY BASIS)
FOR YEAR ENDED JUNE 30, 2001

Goals 2000	Budget	Actual	Variance Favorable (Unfavorable)
Revenues			
Revenue from Federal Sources	\$293,263	\$215,893	(\$77,370)
Revenues	<u>293,263</u>	<u>215,893</u>	<u>(77,370)</u>
Expenditures			
1R21 Continuous Improv. Impl.			
Support Services - Instruct. Staff			
Salaries & Wages	50,793	50,793	0
Employees Retire. & Ins. Benefits	8,944	8,944	0
Supplies and Materials	412	412	0
Support Services - Instruct. Staff	<u>60,149</u>	<u>60,149</u>	<u>0</u>
Total Cost Center 1R21	60,149	60,149	0
1S21 Continuous Improv. Star			
Support Services - Instruct. Staff			
Supplies and Materials	1,957	1,957	0
Support Services - Instruct. Staff			
Total Cost Center 1S21	<u>1,957</u>	<u>1,957</u>	<u>0</u>
2481 Performance Incentive FY-01			
Support Services - Instruct. Staff			
Salaries & Wages	152	152	0
Employees Retire. & Ins. Benefits	25	25	0
Purchased Services	7,470	7,470	0
Supplies and Materials	47,563	47,563	0
Support Services - Instruct. Staff	<u>55,210</u>	<u>55,210</u>	<u>0</u>
Total Cost Center 2481	55,210	55,210	0
Expenditures	<u>117,316</u>	<u>117,316</u>	<u>0</u>
Excess (Deficiency) of Revenues Over Expenditures	175,947	98,577	(77,370)
Fund Balance Beginning of Year	0	0	0
Fund Balance End of Year	<u>\$175,947</u>	<u>\$98,577</u>	<u>(\$77,370)</u>

TOLEDO SCHOOL DISTRICT, OHIO
SPECIAL REVENUE FUNDS
SCHEDULE OF REVENUES, EXPENDITURES AND
CHANGES IN FUND BALANCE BUDGET AND ACTUAL
(NON-GAAP BUDGETARY BASIS)
FOR YEAR ENDED JUNE 30, 2001

Miscellaneous Federal Grants	<u>Budget</u>	<u>Actual</u>	Variance Favorable (Unfavorable)
Revenues			
Revenue from Federal Sources	\$9,418,074	\$5,148,486	(\$4,269,588)
Revenues	<u>9,418,074</u>	<u>5,148,486</u>	<u>(4,269,588)</u>
Expenditures			
1R11 Safe Schools/Healthy Kids			
Support Services - Pupils			
Salaries & Wages	605,786	605,786	0
Employees Retire. & Ins. Benefits	193,135	193,131	4
Purchased Services	1,266,279	1,266,279	0
Supplies and Materials	19,293	19,293	0
Miscellaneous and Other Objects	25,591	25,591	0
Support Services - Pupils	<u>2,110,084</u>	<u>2,110,080</u>	<u>4</u>
Total Cost Center 1R11	2,110,084	2,110,080	4
1R41 Smaller Learning Comm.			
Support Services - Instruct. Staff			
Salaries & Wages	6,474	6,474	0
Employees Retire. & Ins. Benefits	1,197	1,197	0
Purchased Services	26,000	26,000	0
Supplies and Materials	50	50	0
Support Services - Instruct. Staff	<u>33,721</u>	<u>33,721</u>	<u>0</u>
Fiscal Services			
Miscellaneous and Other Objects	2,688	2,688	0
Fiscal Services	<u>2,688</u>	<u>2,688</u>	<u>0</u>
Total Cost Center 1R41	36,409	36,409	0
2181 Raising the Bar - Waite			
Regular Instruction			
Salaries & Wages	6,529	6,529	0
Employees Retire. & Ins. Benefits	1,030	1,030	0
Purchased Services	1,820	1,820	0
Supplies and Materials	59,164	59,164	0
Capital Outlay - New	150,784	150,784	0
Regular Instruction	<u>219,327</u>	<u>219,327</u>	<u>0</u>
Total Cost Center 2181	219,327	219,327	0
2311 21st Century TLC			
Fiscal Services			
Miscellaneous and Other Objects	18,336	18,336	0
Total Cost Center 2311	<u>18,336</u>	<u>18,336</u>	<u>0</u>
2321 21st Century - Old West End			
Fiscal Services			
Miscellaneous and Other Objects	5,428	5,428	0
Total Cost Center 2321	<u>5,428</u>	<u>5,428</u>	<u>0</u>

TOLEDO SCHOOL DISTRICT, OHIO
SPECIAL REVENUE FUNDS
SCHEDULE OF REVENUES, EXPENDITURES AND
CHANGES IN FUND BALANCE BUDGET AND ACTUAL
(NON-GAAP BUDGETARY BASIS)
FOR YEAR ENDED JUNE 30, 2001
(Continued)

Miscellaneous Federal Grants - Continued	<u>Budget</u>	<u>Actual</u>	<u>Variance Favorable (Unfavorable)</u>
2330 Family and School Partnership			
Support Services - Pupils			
Purchased Services	0	(300)	300
Supplies and Materials	0	0	0
Support Services - Pupils	<u>0</u>	<u>(300)</u>	<u>300</u>
Total Cost Center 2330	0	(300)	300
2480 Performance Incentive-00			
Support Services - Instruct. Staff			
Salaries & Wages	25,105	25,105	0
Employees Retire. & Ins. Benefits	4,051	4,051	0
Purchased Services	1,767	1,767	0
Supplies and Materials	87,824	87,824	0
Support Services - Instruct. Staff	<u>118,747</u>	<u>118,747</u>	<u>0</u>
Total Cost Center 2480	118,747	118,747	0
2631 Four Corners Prog FY-01			
Fiscal Services			
Miscellaneous and Other Objects	7,412	7,412	0
Fiscal Services	<u>7,412</u>	<u>7,412</u>	<u>0</u>
Support Services - Central			
Salaries & Wages	4,614	4,614	0
Employees Retire. & Ins. Benefits	796	796	0
Support Services - Central	<u>5,410</u>	<u>5,410</u>	<u>0</u>
Community Services			
Purchased Services	132,382	132,382	0
Community Services	<u>132,382</u>	<u>132,382</u>	<u>0</u>
Total Cost Center 2631	145,204	145,204	0
3121 Early Success Child/Family			
Regular Instruction			
Salaries & Wages	622	622	0
Employees Retire. & Ins. Benefits	102	102	0
Regular Instruction	<u>724</u>	<u>724</u>	<u>0</u>
Support Services - Pupils			
Salaries & Wages	97,323	97,323	0
Employees Retire. & Ins. Benefits	30,084	30,084	0
Support Services - Pupils	<u>127,407</u>	<u>127,407</u>	<u>0</u>
Support Services - Administration			
Salaries & Wages	11,935	11,935	0
Employees Retire. & Ins. Benefits	2,806	2,806	0
Purchased Services	14,460	14,460	0
Supplies and Materials	19,613	19,613	0
Capital Outlay - New	3,063	3,063	0
Support Services - Administration	<u>51,877</u>	<u>51,877</u>	<u>0</u>
Fiscal Services			
Miscellaneous and Other Objects	15,801	15,801	0
Fiscal Services	<u>15,801</u>	<u>15,801</u>	<u>0</u>
Total Cost Center 3121	195,809	195,809	0

**TOLEDO SCHOOL DISTRICT, OHIO
SPECIAL REVENUE FUNDS
SCHEDULE OF REVENUES, EXPENDITURES AND
CHANGES IN FUND BALANCE BUDGET AND ACTUAL
(NON-GAAP BUDGETARY BASIS)
FOR YEAR ENDED JUNE 30, 2001
(Continued)**

Miscellaneous Federal Grants - Continued	<u>Budget</u>	<u>Actual</u>	Variance Favorable (Unfavorable)
4589 Tapestries FY-99			
Support Services - Instruct. Staff			
Salaries & Wages	310,881	310,881	0
Employees Retire. & Ins. Benefits	105,500	105,500	0
Support Services - Instruct. Staff	<u>416,381</u>	<u>416,381</u>	<u>0</u>
Total Cost Center 4589	416,381	416,381	0
5740 Title VI-R			
Special Instruction			
Salaries & Wages	391,431	391,431	0
Employees Retire. & Ins. Benefits	160,797	160,797	0
Special Instruction	<u>552,228</u>	<u>552,228</u>	<u>0</u>
Total Cost Center 5740	552,228	552,228	0
5741 Title VI-R FY-01			
Special Instruction			
Salaries & Wages	618,743	618,743	0
Employees Retire. & Ins. Benefits	184,104	184,104	0
Special Instruction	<u>802,847</u>	<u>802,847</u>	<u>0</u>
Fiscal Services			
Miscellaneous and Other Objects	60,410	60,410	0
Fiscal Services	<u>60,410</u>	<u>60,410</u>	<u>0</u>
Total Cost Center 5741	863,257	863,257	0
5920 Ohio Javits II Project			
Special Instruction			
Supplies and Materials	1,279	1,203	76
Special Instruction	<u>1,279</u>	<u>1,203</u>	<u>76</u>
Total Cost Center 5920	1,279	1,203	76
5959 School-Age Child Care			
Support Services - Pupils			
Supplies and Materials	2,452	2,452	0
Capital Outlay - New	1,545	1,545	0
Support Services - Pupils	<u>3,997</u>	<u>3,997</u>	<u>0</u>
Total Cost Center 5959	3,997	3,997	0
5960 Ohio Part. In Char. Ed. FY-00			
Support Services - Pupils			
Supplies and Materials	723	723	0
Miscellaneous and Other Objects	644	644	0
Support Services - Pupils	<u>1,367</u>	<u>1,367</u>	<u>0</u>
Support Services - Instruct. Staff			
Salaries & Wages	969	969	0
Employees Retire. & Ins. Benefits	159	159	0
Purchased Services	600	600	0
Supplies and Materials	330	330	0
Support Services - Instruct. Staff	<u>2,058</u>	<u>2,058</u>	<u>0</u>
Total Cost Center 5960	3,425	3,425	0

TOLEDO SCHOOL DISTRICT, OHIO
SPECIAL REVENUE FUNDS
SCHEDULE OF REVENUES, EXPENDITURES AND
CHANGES IN FUND BALANCE BUDGET AND ACTUAL
(NON-GAAP BUDGETARY BASIS)
FOR YEAR ENDED JUNE 30, 2001
(Continued)

Miscellaneous Federal Grants - Continued	<u>Budget</u>	<u>Actual</u>	<u>Variance Favorable (Unfavorable)</u>
5961 Ohio Part. In Char. Ed. FY-01			
Support Services - Pupils			
Purchased Services	318	318	0
Supplies and Materials	2,844	2,844	0
Support Services - Pupils	<u>3,162</u>	<u>3,162</u>	<u>0</u>
Support Services - Instruct. Staff			
Purchased Services	5,548	5,548	0
Supplies and Materials	450	450	0
Support Services - Instruct. Staff	<u>5,998</u>	<u>5,998</u>	<u>0</u>
Total Cost Center 5961	<u>9,160</u>	<u>9,160</u>	<u>0</u>
5981 OH PT CH Ed 99 Carryover			
Support Services - Pupils			
Miscellaneous and Other Objects	985	985	0
Support Services - Pupils	<u>985</u>	<u>985</u>	<u>0</u>
Total Cost Center 5981	<u>985</u>	<u>985</u>	<u>0</u>
6SW1 Bowsher - HSTW FY-01			
Support Services - Instruct. Staff			
Salaries & Wages	1,121	1,121	0
Employees Retire. & Ins. Benefits	175	175	0
Purchased Services	6,877	6,877	0
Support Services - Instruct. Staff	<u>8,173</u>	<u>8,173</u>	<u>0</u>
Fiscal Services			
Miscellaneous and Other Objects	1,050	1,050	0
Fiscal Services	<u>1,050</u>	<u>1,050</u>	<u>0</u>
Total Cost Center 6SW1	<u>9,223</u>	<u>9,223</u>	<u>0</u>
9940 Raising the Bar - Byrnedale			
Support Services - Pupils			
Supplies and Materials	0	(493)	493
Capital Outlay - New	0	(328)	328
Support Services - Pupils	<u>0</u>	<u>(821)</u>	<u>821</u>
Total Cost Center 9940	<u>0</u>	<u>(821)</u>	<u>821</u>
9950 Raising the Bar - E. Toledo			
Support Services - Pupils			
Supplies and Materials	243	243	0
Capital Outlay - New	23,023	23,023	0
Support Services - Pupils	<u>23,266</u>	<u>23,266</u>	<u>0</u>
Total Cost Center 9950	<u>23,266</u>	<u>23,266</u>	<u>0</u>
9960 Raising the Bar - Byrnedale			
Support Services - Pupils			
Salaries & Wages	1,057	1,057	0
Employees Retire. & Ins. Benefits	166	166	0
Purchased Services	327	327	0
Supplies and Materials	19,850	19,850	0
Capital Outlay - New	36,282	36,282	0
Support Services - Pupils	<u>57,682</u>	<u>57,682</u>	<u>0</u>
Total Cost Center 9960	<u>57,682</u>	<u>57,682</u>	<u>0</u>
Expenditures	<u>4,790,227</u>	<u>4,789,026</u>	<u>1,201</u>

**TOLEDO SCHOOL DISTRICT, OHIO
SPECIAL REVENUE FUNDS
SCHEDULE OF REVENUES, EXPENDITURES AND
CHANGES IN FUND BALANCE BUDGET AND ACTUAL
(NON-GAAP BUDGETARY BASIS)
FOR YEAR ENDED JUNE 30, 2001
(Continued)**

Miscellaneous Federal Grants - Continued	<u>Budget</u>	<u>Actual</u>	Variance Favorable (Unfavorable)
Excess (Deficiency) of Revenues Over Expenditures	4,627,847	359,460	(4,268,387)
Other Financing Sources (Uses)			
Advance - In	287,883	287,883	0
Advance - (Out)	(328,206)	(328,206)	0
Refund of Prior Year Expenditure	18	18	0
Refund of Prior Year Receipts	(6,552)	(6,552)	0
Miscellaneous and Other Objects	(1,526)	(1,526)	0
Other Financing Sources (Uses)	<u>(48,383)</u>	<u>(48,383)</u>	<u>0</u>
Excess (Deficiency) of Revenues and Other Financing Sources Over Expenditures and Other (Uses)	4,579,464	311,077	(4,268,387)
Fund Balance Beginning of Year	453,582	453,582	0
Fund Balance End of Year	<u>\$5,033,046</u>	<u>\$764,659</u>	<u>(\$4,268,387)</u>

DEBT SERVICE FUND

A fund provided for the retirement of serial bonds and short-term loans. All revenue derived from general or special levies, whether within or exceeding the ten-mil limitation, which is levied for debt charges on bonds or loans, shall be paid into this fund.

TOLEDO SCHOOL DISTRICT, OHIO
DEBT SERVICE FUND
SCHEDULE OF REVENUES, EXPENDITURES AND
CHANGES IN FUND BALANCE BUDGET AND ACTUAL
(NON-GAAP BUDGETARY BASIS)
FOR YEAR ENDED JUNE 30, 2001

Debt Service Fund	<u>Budget</u>	<u>Actual</u>	Variance Favorable (Unfavorable)
Revenues			
Revenue from Local Sources	\$1,828,977	\$1,828,977	\$0
Revenues	<u>1,828,977</u>	<u>1,828,977</u>	<u>0</u>
Expenditures			
Current:			
Fiscal Services			
Purchased Services	3,000	(51)	3,051
Debt Service:			
Repayment of Debt Services			
Miscellaneous and Other Objects	3,227,869	3,227,269	600
Expenditures	<u>3,230,869</u>	<u>3,227,218</u>	<u>3,651</u>
Excess (Deficiency) of Revenues Over Expenditures	(1,401,892)	(1,398,241)	3,651
Other Financing Sources (Uses)			
Bonds and Notes Sold	1,398,000	1,407,129	9,129
Other Financing Sources (Uses)	<u>1,398,000</u>	<u>1,407,129</u>	<u>9,129</u>
Excess (Deficiency) of Revenues and Other Financing Sources over Expenditures and Other (Uses)	(3,892)	8,888	12,780
Fund Balance Beginning of Year	85,088	85,088	0
Fund Balance End of Year	<u><u>81,196</u></u>	<u><u>93,976</u></u>	<u><u>12,780</u></u>

THIS PAGE INTENTIONALLY LEFT BLANK

CAPITAL PROJECTS FUNDS

Capital Projects Funds are to account for financial resources to be used for the acquisition or construction of major capital facilities (other than those financed by proprietary funds, special assessments and trust funds).

Permanent Improvement: A fund provided to account for all transactions related to the acquiring, constructing, or improving of such permanent improvements as are authorized by Section 5705, Ohio Revised Code.

Vocational Education Equipment: A fund provided to account for revenue and expenditures involved in the replacement or updating of equipment essential for the instruction of students in job skills.

SchoolNet: A fund provided to account for wiring to all classrooms in the State and to provide a computer workstation and related technology for every classroom in Ohio's low-wealth school districts.

Technology Equity Grant: A fund to account for technology equity to low-wealth school districts.

Special Capital Projects: A fund provided to account for major renovations and repairs of school facilities as directed by the Ohio School Facilities Commission.

**TOLEDO CITY SCHOOL DISTRICT, OHIO
COMBINING BALANCE SHEET
CAPITAL PROJECTS FUNDS
JUNE 30, 2001**

	<u>Permanent Improvement</u>	<u>VEA Equipment</u>	<u>SchoolNet</u>	<u>Technology Equity Grant</u>	<u>Special Capital Projects Fund</u>	<u>Total</u>
ASSETS						
Pooled Cash and Investments	\$2,567,650	\$35,278	\$963,990	\$259,898	\$1,567,481	\$5,394,297
Cash With Fiscal Agent	18,001					18,001
Receivables (net of allowances)						
Taxes	3,714,832					3,714,832
Due From Other Governments		125,459			0	125,459
TOTAL ASSETS	<u><u>\$6,300,483</u></u>	<u><u>\$160,737</u></u>	<u><u>\$963,990</u></u>	<u><u>\$259,898</u></u>	<u><u>\$1,567,481</u></u>	<u><u>\$9,252,589</u></u>
LIABILITIES & FUND EQUITY						
Liabilities:						
Accounts Payable	402,998	28,780	52,574	9,610	447,191	941,153
Interfund Loans Payable		121,191				121,191
Accrued wages and benefits			872			872
Deferred Revenue	3,484,235	125,459				3,609,694
General Obligation Notes	1,398,000					1,398,000
Due to other governments			302			302
Total Liabilities	<u><u>5,285,233</u></u>	<u><u>275,430</u></u>	<u><u>53,748</u></u>	<u><u>9,610</u></u>	<u><u>447,191</u></u>	<u><u>6,071,212</u></u>
Equity:						
Fund Balances:						
Reserved for Encumbrances	1,163,503	6,141	67,288	211,205	338,661	1,786,798
Reserved for Advance of Property Tax	157,380					157,380
Unreserved:						
Undesignated	(305,633)	(120,834)	842,954	39,083	781,629	1,237,199
Total Fund Balances	<u><u>1,015,250</u></u>	<u><u>(114,693)</u></u>	<u><u>910,242</u></u>	<u><u>250,288</u></u>	<u><u>1,120,290</u></u>	<u><u>3,181,377</u></u>
TOTAL LIABILITIES & FUND EQUITY	<u><u>\$6,300,483</u></u>	<u><u>\$160,737</u></u>	<u><u>\$963,990</u></u>	<u><u>\$259,898</u></u>	<u><u>\$1,567,481</u></u>	<u><u>\$9,252,589</u></u>

**TOLEDO CITY SCHOOL DISTRICT, OHIO
 COMBINING STATEMENT OF REVENUE, EXPENDITURES AND CHANGES
 IN FUND BALANCE - ALL CAPITAL PROJECTS FUNDS
 FOR YEAR ENDED JUNE 30, 2001**

	<u>Permanent Improvement</u>	<u>VEA Equipment</u>	<u>SchoolNet</u>
Revenues			
Taxes	\$4,521,270		
Investment Earnings	111,609		
State Sources	534,981	\$121,464	\$2,272,000
Miscellaneous Revenue	0		\$0
Total Revenues	<u>5,167,860</u>	<u>121,464</u>	<u>2,272,000</u>
Expenditures			
Current:			
Instruction	102,792	133,684	0
Support Services	511,028		1,358,525
Non-Instructional Services	0	215	
Extracurricular Activities	13,056		
Capital Outlay	1,973,484		
Debt Service			
Principal retirement	1,078,321		
Interest and Fiscal Charges	267,207		
Total Expenditures	<u>3,945,888</u>	<u>133,899</u>	<u>1,358,525</u>
Excess (Deficiency) of Revenues over Expenditures	1,221,972	(12,435)	913,475
Other Financing Sources (Uses):			
Proceeds of capital lease	0		
Sale of Fixed Assets	12,700		
Operating Transfers In	969,037		
Total Other Financing Sources (Uses)	<u>981,737</u>	<u>0</u>	<u>0</u>
Excess (Deficiency) of Revenues and Other Financing Sources Over Expenditures and Other (Uses)	2,203,709	(12,435)	913,475
Fund Balance, July 1, 2000	(1,188,459)	(102,258)	(3,233)
Fund Balance, June 30, 2001	<u><u>\$1,015,250</u></u>	<u><u>(\$114,693)</u></u>	<u><u>\$910,242</u></u>

<u>Technology Equity Grant</u>	<u>Special Capital Projects Fund</u>	<u>Total</u>
		\$4,521,270
		111,609
\$370,914	\$608,803	3,908,162
		0
<u>370,914</u>	<u>608,803</u>	<u>8,541,041</u>
		\$236,476
342,472		2,212,025
		215
		13,056
	652,046	2,625,530
		1,078,321
		267,207
<u>342,472</u>	<u>652,046</u>	<u>6,432,830</u>
28,442	(43,243)	2,108,211
		0
		12,700
		969,037
<u>0</u>	<u>0</u>	<u>981,737</u>
28,442	(43,243)	3,089,948
221,846	1,163,533	91,429
<u>\$250,288</u>	<u>\$1,120,290</u>	<u>\$3,181,377</u>

**TOLEDO SCHOOL DISTRICT, OHIO
CAPITAL PROJECTS FUNDS
SCHEDULE OF REVENUES, EXPENDITURES AND
CHANGES IN FUND BALANCE BUDGET AND ACTUAL
(NON-GAAP BUDGETARY BASIS)
FOR YEAR ENDED JUNE 30, 2001**

Permanent Improvement Fund	<u>Budget</u>	<u>Actual</u>	Variance Favorable (Unfavorable)
Revenues:			
Revenue from Local Sources	\$4,857,312	\$4,666,490	(\$190,822)
Revenue from State Sources	138,513	534,981	396,468
	<u>4,995,825</u>	<u>5,201,471</u>	<u>205,646</u>
Expenditures			
Regular Instruction			
Capital Outlay - Replacement	146,027	145,905	122
Regular Instruction	<u>146,027</u>	<u>145,905</u>	<u>122</u>
Special Instruction			
Supplies and Materials	1,010	1,010	0
Capital Outlay - New	<u>3,841</u>	<u>3,366</u>	<u>475</u>
Special Instruction	<u>4,851</u>	<u>4,376</u>	<u>475</u>
Support Services - Pupils			
Supplies and Materials	65,495	65,495	0
Support Services - Pupils	<u>65,495</u>	<u>65,495</u>	<u>0</u>
Support Services - Administration			
Purchased Services	248,351	248,351	0
Capital Outlay - New	<u>383</u>	<u>383</u>	<u>0</u>
Support Services - Administration	<u>248,734</u>	<u>248,734</u>	<u>0</u>
Support Services - Fiscal Services			
Capital Outlay - New	29,350	29,350	0
Miscellaneous and Other Objects	<u>73,041</u>	<u>73,041</u>	<u>0</u>
Support Services - Fiscal Services	<u>102,391</u>	<u>102,391</u>	<u>0</u>
Support Services - Business			
Purchased Services	103,838	103,838	0
Support Services - Business	<u>103,838</u>	<u>103,838</u>	<u>0</u>
Operation and Maint. of Plant Serv.			
Purchased Services	11,913	9,712	2,201
Supplies and Materials	20,050	20,050	0
Capital Outlay - New	<u>41,536</u>	<u>41,536</u>	<u>0</u>
Operation and Maint. of Plant Serv.	<u>73,499</u>	<u>71,298</u>	<u>2,201</u>
Support Services - Pupil Transp.			
Capital Outlay - New	2,621	2,621	0
Capital Outlay - Replacement	<u>22,500</u>	<u>22,500</u>	<u>0</u>
Support Services - Pupil Transp.	<u>25,121</u>	<u>25,121</u>	<u>0</u>
Support Services - Central			
Purchased Services	956,208	903,489	52,719
Supplies and Materials	68,031	(107,144)	175,175
Capital Outlay - New	<u>227,793</u>	<u>227,793</u>	<u>0</u>
Support Services - Central	<u>1,252,032</u>	<u>1,024,138</u>	<u>227,894</u>
Food Service Operations			
Purchased Services	17,800	17,800	0
Capital Outlay - New	<u>21,450</u>	<u>21,450</u>	<u>0</u>
Food Service Operations	<u>39,250</u>	<u>39,250</u>	<u>0</u>

**TOLEDO SCHOOL DISTRICT, OHIO
CAPITAL PROJECTS FUNDS
SCHEDULE OF REVENUES, EXPENDITURES AND
CHANGES IN FUND BALANCE BUDGET AND ACTUAL
(NON-GAAP BUDGETARY BASIS)
FOR YEAR ENDED JUNE 30, 2001
(Continued)**

Permanent Improvement Fund - Continued	<u>Budget</u>	<u>Actual</u>	Variance Favorable (Unfavorable)
Sport Oriented Activities			
Capital Outlay - New	13,056	13,056	0
Sport Oriented Activities	13,056	13,056	0
Site Improvement Services			
Purchased Services	2,877,383	2,547,636	329,747
Site Improvement Services	2,877,383	2,547,636	329,747
Expenditures	4,951,677	4,391,238	560,439
Excess (Deficiency) of Revenues Over Expenditures	44,148	810,233	766,085
Other Financing Sources (Uses)			
Transfer - In	265,000	265,000	0
Other Financing Sources (Uses)	265,000	265,000	0
Excess (Deficiency) of Revenues and Other Financing Sources Over Expenditures and Other (Uses)	309,148	1,075,233	766,085
Fund Balance Beginning of Year	(69,807)	(69,807)	0
Fund Balance End of Year	<u>\$239,341</u>	<u>\$1,005,426</u>	<u>\$766,085</u>

**TOLEDO SCHOOL DISTRICT, OHIO
CAPITAL PROJECTS FUNDS
SCHEDULE OF REVENUES, EXPENDITURES AND
CHANGES IN FUND BALANCE BUDGET AND ACTUAL
(NON-GAAP BUDGETARY BASIS)
FOR YEAR ENDED JUNE 30, 2001**

VEA Equipment	<u>Budget</u>	<u>Actual</u>	Variance Favorable (Unfavorable)
Revenues			
Revenue from State Sources	<u>\$243,442</u>	<u>\$121,464</u>	<u>(\$121,978)</u>
Revenues	243,442	121,464	(121,978)
Expenditures			
4150 VEA Equipment FY-00			
Vocational Education			
Capital Outlay - New	<u>160</u>	<u>(285)</u>	<u>445</u>
Total Cost Center 4158	160	(285)	445
4151 VEA Equipment FY-01			
Vocational Education			
Capital Outlay - New	121,190	121,190	0
Expenditures	<u>121,350</u>	<u>120,905</u>	<u>445</u>
Excess (Deficiency) of Revenues Over Expenditures	122,092	559	(121,533)
Other Financing Sources (Uses)			
Advance - In	121,191	121,191	0
Advance - (Out)	(121,535)	(121,535)	0
Miscellaneous (Uses)	<u>(215)</u>	<u>(215)</u>	<u>0</u>
Other Financing Sources (Uses)	(559)	(559)	0
Excess (Deficiency) of Revenues and Other Financing Sources Over Expenditures and Other (Uses)	121,533	0	(121,533)
Fund Balance Beginning of Year	1	1	0
Fund Balance End of Year	<u><u>\$121,534</u></u>	<u><u>\$1</u></u>	<u><u>(\$121,533)</u></u>

**TOLEDO SCHOOL DISTRICT, OHIO
CAPITAL PROJECTS FUNDS
SCHEDULE OF REVENUES, EXPENDITURES AND
CHANGES IN FUND BALANCE BUDGET AND ACTUAL
(NON-GAAP BUDGETARY BASIS)
FOR YEAR ENDED JUNE 30, 2001**

SchoolNet	<u>Budget</u>	<u>Actual</u>	Variance Favorable (Unfavorable)
Revenues			
Revenue from State Sources	<u>\$2,107,000</u>	<u>\$2,272,000</u>	<u>\$165,000</u>
Revenues	2,107,000	2,272,000	165,000
Expenditures			
3451 School Net Plus FY-01			
Support Services - Instruct. Staff			
Salaries & Wages	47,491	47,491	0
Employees Retire. & Ins. Benefits	7,658	7,658	0
Purchased Services	2,200	2,200	0
Supplies and Materials	150,794	150,794	0
Capital Outlay - New	<u>673,729</u>	<u>673,729</u>	<u>0</u>
Support Services - Instruct. Staff	<u>881,872</u>	<u>881,872</u>	<u>0</u>
3551 School Net/One Net			
Support Services - Central			
Purchased Services	90,000	90,000	0
Capital Outlay - New	<u>456,000</u>	<u>456,000</u>	<u>0</u>
Support Services - Central	<u>546,000</u>	<u>546,000</u>	<u>0</u>
4568 School Net Plus			
Support Services - Instruct. Staff			
Capital Outlay - New	<u>68</u>	<u>68</u>	<u>0</u>
Support Services - Instruct. Staff	<u>68</u>	<u>68</u>	<u>0</u>
4569 School Net Plus FY-99			
Support Services - Instruct. Staff			
Capital Outlay - New	<u>456</u>	<u>456</u>	<u>0</u>
Support Services - Instruct. Staff	<u>456</u>	<u>456</u>	<u>0</u>
Expenditures	<u>1,428,396</u>	<u>1,428,396</u>	<u>0</u>
Excess (Deficiency) of Revenues Over Expenditures	678,604	843,604	165,000
Fund Balance Beginning of Year	524	524	0
Fund Balance End of Year	<u><u>\$679,128</u></u>	<u><u>\$844,128</u></u>	<u><u>\$165,000</u></u>

TOLEDO SCHOOL DISTRICT, OHIO
CAPITAL PROJECTS FUNDS
SCHEDULE OF REVENUES, EXPENDITURES AND
CHANGES IN FUND BALANCE BUDGET AND ACTUAL
(NON-GAAP BUDGETARY BASIS)
FOR YEAR ENDED JUNE 30, 2001

Technology Equity Grant	<u>Budget</u>	<u>Actual</u>	Variance Favorable (Unfavorable)
Revenues			
Revenue from State Sources	<u>\$370,914</u>	<u>370,914</u>	<u>\$0</u>
Revenues	370,914	370,914	0
Expenditures			
2680 Technology Equity FY-00			
Support Services - Pupils			
Salaries & Wages	651	651	0
Employees Retire. & Ins. Benefits	101	101	0
Purchased Services	0	(4,992)	4,992
Supplies and Materials	4,998	4,588	410
Capital Outlay - New	61,026	61,026	0
Support Services - Pupils	<u>66,776</u>	<u>61,374</u>	<u>5,402</u>
2681 Technology Equity FY-01			
Support Services - Pupils			
Supplies and Materials	88,510	88,510	0
Capital Outlay - New	244,906	244,906	0
Support Services - Pupils	<u>333,416</u>	<u>333,416</u>	<u>0</u>
Expenditures	<u>400,192</u>	<u>394,790</u>	<u>5,402</u>
Excess (Deficiency) of Revenues Over Expenditures	(29,278)	(23,876)	5,402
Fund Balance Beginning of Year	62,956	62,956	0
Fund Balance End of Year	<u><u>\$33,678</u></u>	<u><u>\$39,080</u></u>	<u><u>\$5,402</u></u>

TOLEDO SCHOOL DISTRICT, OHIO
CAPITAL PROJECTS FUNDS
SCHEDULE OF REVENUES, EXPENDITURES AND
CHANGES IN FUND BALANCE BUDGET AND ACTUAL
(NON-GAAP BUDGETARY BASIS)
FOR YEAR ENDED JUNE 30, 2001

Special Capital Projects Fund	<u>Budget</u>	<u>Actual</u>	Variance Favorable (Unfavorable)
Revenues			
Revenue from State Sources	<u>\$608,803</u>	<u>\$608,803</u>	<u>\$0</u>
Revenues	608,803	608,803	0
Expenditures			
Site Improvement Services			
Purchased Services	884,537	884,537	0
Expenditures	<u>884,537</u>	<u>884,537</u>	<u>0</u>
Excess (Deficiency) of Revenues Over Expenditures	(275,734)	(275,734)	0
Excess (Deficiency) of Revenues Over Expenditures	(275,734)	(275,734)	0
Fund Balance Beginning of Year	1,044,104	1,044,104	0
Fund Balance End of Year	<u><u>\$768,370</u></u>	<u><u>\$768,370</u></u>	<u><u>\$0</u></u>

ENTERPRISE FUNDS

Enterprise Funds are to account for operations (a) that are financed and operated in a manner similar to private business enterprises- where the intent of the governing body is that the costs (expenses, including depreciation) of providing goods or services to the general public on a continuing basis be financed or recovered primarily through the user's charges; or (b) where the governing body has decided that periodic determination of revenues earned, expenses incurred/or net income is appropriate for capital maintenance, public policy, management control, accountability, or other purposes.

Food Service Fund: A fund used to record financial transactions related to food service operations.

Uniform School Supplies Fund: A rotary fund provided to account for the purchase and sale of school supplies as adopted by the Board of Education for use in the schools of the District. Profit derived from such sales is to be used for school purposes or activities in connection with the school.

Vocational Rotary Fund: A fund provided to account for revenue and expenses made in connection with goods and services provided by a school district. Activities using this fund tend to be curricular in nature. As an example, this fund would be used to account for receipts and purchases made in connection with the sale of consumer services provided by vocational education classes such as cosmetology or auto mechanics. This fund is also used to account for "Life Enrichment Programs" offered by a school district.

Adult Education Fund: A fund provided to account for transactions made in connection with adult education classes.

**TOLEDO CITY SCHOOL DISTRICT, OHIO
COMBINING BALANCE SHEET
ENTERPRISE FUNDS
JUNE 30, 2001**

	<u>Food Service</u>	<u>Uniform School Supplies</u>	<u>Vocational Rotary</u>	<u>Adult Education</u>	<u>Total</u>
ASSETS:					
Pooled Cash and Cash Equivalents	\$9,322	\$29,438	\$238,844	\$273,435	\$551,039
Accounts Receivable (Net of Allowance for Uncollectibles)	9,457		100	72,645	82,202
Due from Other Governments	806,476			17,938	824,414
Materials and Supplies Inventory	137,932				137,932
Commodities Inventory	144,329				144,329
Total Current Assets	<u>1,107,516</u>	<u>29,438</u>	<u>238,944</u>	<u>364,018</u>	<u>1,739,916</u>
Land	24,257				24,257
Land Improvements	51,459				51,459
Buildings, Structures and Improvements	950,226				950,226
Furniture and Equipment	840,492		16,962	228,123	1,085,577
(Accumulated Depreciation)	(1,301,160)		(14,199)	(123,222)	(1,438,581)
TOTAL ASSETS	<u>\$1,672,790</u>	<u>\$29,438</u>	<u>\$241,707</u>	<u>\$468,919</u>	<u>\$2,412,854</u>
LIABILITIES & FUND EQUITY					
Liabilities:					
Accounts Payable	8,065	10,630	1,439	20,086	40,220
Interfund Loans Payable	799,790	4,931		110,000	914,721
Accrued Wages and Benefits	209,920			93,187	303,107
Deferred Revenue	144,329				144,329
Due to Other Governments	257,734			37,074	294,808
Total Current Liabilities	<u>1,419,838</u>	<u>15,561</u>	<u>1,439</u>	<u>260,347</u>	<u>1,697,185</u>
Obligation Under Capital Leases	11,071				11,071
Total Liabilities	<u>1,430,909</u>	<u>15,561</u>	<u>1,439</u>	<u>260,347</u>	<u>1,708,256</u>
Fund Equity:					
Contributed Capital	103,368				103,368
Retained Earnings Unreserved	138,513	13,877	240,268	208,572	601,230
Total Fund Equity	<u>241,881</u>	<u>13,877</u>	<u>240,268</u>	<u>208,572</u>	<u>704,598</u>
TOTAL LIABILITIES AND FUND EQUITY	<u>\$1,672,790</u>	<u>\$29,438</u>	<u>\$241,707</u>	<u>\$468,919</u>	<u>\$2,412,854</u>

TOLEDO CITY SCHOOL DISTRICT, OHIO
COMBINING STATEMENT OF REVENUES, EXPENSES AND CHANGES
IN RETAINED EARNINGS
ENTERPRISE FUNDS
FOR YEAR ENDED JUNE 30, 2001

	Food Service	Uniform School Supplies	Vocational Rotary	Adult Education	Total
Operating Revenues					
Tuition Fees	\$	\$	\$	\$831,201	\$831,201
Food Service	2,504,264				2,504,264
Extracurricular Activities		2,145	336,691		338,836
Classroom Materials and Fees		154,205			154,205
Miscellaneous Revenues	72,283		2,164	6,191	80,638
Total Operating Revenues	<u>2,576,547</u>	<u>156,350</u>	<u>338,855</u>	<u>837,392</u>	<u>3,909,144</u>
Operating Expenses					
Personal Services	5,848,528			1,293,095	7,141,623
Purchased Services	262,588	10,680	15,778	55,908	344,954
Supplies and Materials	4,238,220	150,865	305,993	60,112	4,755,190
Commodities Consumed	284,749				284,749
Depreciation	55,776		575	23,299	79,650
Miscellaneous	7,303	2,669	6,234	5,117	21,323
Total Operating Expenses	<u>10,697,164</u>	<u>164,214</u>	<u>328,580</u>	<u>1,437,531</u>	<u>12,627,489</u>
Operating Income (Loss)	(8,120,617)	(7,864)	10,275	(600,139)	(8,718,345)
Non-Operating Revenues (Expenses)					
Earnings on Investments	177		16,670		16,847
Interest Expense and Fiscal Charges	(926)				(926)
Grants-In-Aid	6,831,083			405,388	7,236,471
Total Non-Operating Revenues (Expenses)	<u>6,830,334</u>	<u>0</u>	<u>16,670</u>	<u>405,388</u>	<u>7,252,392</u>
Income (Loss) before Operating Transfers	(1,290,283)	(7,864)	26,945	(194,751)	(1,465,953)
Operating Transfers					
Operating Transfers-In	1,311,583	7,327		231,215	1,550,125
Operating Transfers-(Out)			(20,726)		(20,726)
Net Income (Loss)	<u>21,300</u>	<u>(537)</u>	<u>6,219</u>	<u>36,464</u>	<u>63,446</u>
Retained Earnings July 1, 2000	117,213	14,414	234,049	172,108	537,784
Retained Earnings June 30, 2001	<u><u>\$138,513</u></u>	<u><u>\$13,877</u></u>	<u><u>\$240,268</u></u>	<u><u>\$208,572</u></u>	<u><u>\$601,230</u></u>

TOLEDO CITY SCHOOL DISTRICT, OHIO
COMBINING STATEMENT OF CASH FLOWS - PROVIDED (USED)
ENTERPRISE FUNDS
FOR YEAR ENDED JUNE 30, 2001

	Food Service	Uniform School Supplies	Vocational Rotary	Adult Education	Total
Operating Activities:					
Reconciliation of Operating Income to Net Cash Flows from Operating Activities:					
Operating Income (Loss)	(\$8,120,617)	(\$7,864)	\$10,275	(\$600,139)	(\$8,718,345)
Depreciation Expense	55,776		575	23,299	79,650
(Inc)Dec in Accounts Receivable	(8,758)		(100)	(68,189)	(77,047)
Decrease in Due from Other Governments	(806,476)			(16,238)	(822,714)
(Inc)Dec in Mats & Supplies Inventory	19,464				19,464
Inc(Dec) in Accounts Payable	6,158	(1,077)	(10,871)	12,632	6,842
Inc(Dec) in Accrued Wages & Benefits	22,968			(37,119)	(14,151)
(Decrease) in Due to Other Governments	(36,018)			3,234	(32,784)
Net Cash Provided (Used) by Operating Activities	<u>(8,867,503)</u>	<u>(8,941)</u>	<u>(121)</u>	<u>(682,520)</u>	<u>(9,559,085)</u>
Noncapital Financing Activities:					
Operating Transfers In	1,311,583	7,327		231,215	1,550,125
Operating Transfers (Out)			(20,726)		(20,726)
Federal and State Grants or Subsidies	6,831,083			405,388	7,236,471
Interfund Loans - Received	799,790	4,931	10,000	110,000	924,721
Interfund Loans - (Paid)	(89,488)	(12,025)	(10,000)	(78,000)	(189,513)
Net Cash Provided (Used) by Noncapital Financing Activities	<u>8,852,968</u>	<u>233</u>	<u>(20,726)</u>	<u>668,603</u>	<u>9,501,078</u>
Capital and Related Financing Activities:					
Interest Paid	(926)				(926)
Repayment of Long Term Debt	(8,468)				(8,468)
Net Cash Provided (Used) by Capital and Related Financing Activities	<u>(9,394)</u>	<u>0</u>	<u>0</u>	<u>0</u>	<u>(9,394)</u>
Investing Activities:					
Interest on Investments	177		16,670		16,847
Net Cash Provided (Used) by Investing Activities	<u>177</u>	<u>0</u>	<u>16,670</u>	<u>0</u>	<u>16,847</u>
Net Cash Provided (Used) by All Activities	(23,752)	(8,708)	(4,177)	(13,917)	(50,554)
Cash Balance Beginning of Period	33,074	38,146	243,021	287,352	601,593
Cash Balance End of Period	<u>\$9,322</u>	<u>\$29,438</u>	<u>\$238,844</u>	<u>\$273,435</u>	<u>\$551,039</u>

INTERNAL SERVICE FUNDS

Internal Service Funds are to account for the financing of goods or services provided by one department or agency of a government to other departments or agencies on a cost reimbursement basis. Charges are intended only to recoup the total cost of such services.

Internal Services Rotary: A fund provided to account for operations that provide goods or services to other governmental units on a cost reimbursement basis. The use of this fund may be applied to situations where the district acts as fiscal agent for a multi-district program.

Intra-District Services: A fund to account for functions that provide goods or services to other areas within the school district. Intra-district functions could include central warehousing and purchasing, central data processing, etc.

Administrative Services- Employee Benefit Self Insurance: A fund provided to account for monies received from other funds as payment for providing medical, hospitalization, life, dental, vision, or any other similar employee benefit. The Employee Benefit Self Insurance Fund may make payments for services provided to employees, for reimbursements to employees who have paid providers, to third party administrators for claim payment or administration, for stop-loss coverage, or any other reinsurance or other similar purpose.

Administrative Services- Workers' Compensation Self Insurance: A fund provided to account for Workers' Compensation Self Insurance receipts and expenditures.

**TOLEDO CITY SCHOOL DISTRICT, OHIO
COMBINING BALANCE SHEET
INTERNAL SERVICE FUNDS
JUNE 30, 2001**

	Internal Service Rotary	Intra- District Services	Administrative Services Health Ins	Administrative Services Work/Comp	Total
ASSETS:					
Pooled Cash and Cash Equivalents	\$4,618	\$234,545	\$4,621,453	\$8,479,355	\$13,339,971
Accounts Receivable(Net of Allowance for Uncollectibles		18,799	729		19,528
Due From Other Governments		13,013			13,013
Materials and Supplies Inventory		396,765			396,765
TOTAL ASSETS	<u>\$4,618</u>	<u>\$663,122</u>	<u>\$4,622,182</u>	<u>\$8,479,355</u>	<u>\$13,769,277</u>
LIABILITIES & FUND EQUITY					
Liabilities:					
Accounts Payable		80,958	827,263	15,922	924,143
Accrued Wages and Benefits			4,756,396		4,756,396
Due to Other Governments				2,880,284	2,880,284
Total Liabilities	<u>0</u>	<u>80,958</u>	<u>5,583,659</u>	<u>2,896,206</u>	<u>8,560,823</u>
Equity:					
Retained Earnings: Unreserved	4,618	582,164	(961,477)	5,583,149	5,208,454
Total Fund Equity	<u>4,618</u>	<u>582,164</u>	<u>(961,477)</u>	<u>5,583,149</u>	<u>5,208,454</u>
TOTAL LIABILITIES AND FUND EQUITY	<u>\$4,618</u>	<u>\$663,122</u>	<u>\$4,622,182</u>	<u>\$8,479,355</u>	<u>\$13,769,277</u>

**TOLEDO CITY SCHOOL DISTRICT, OHIO
 COMBINING STATEMENT OF REVENUES, EXPENSES AND CHANGES
 IN RETAINED EARNINGS - ALL INTERNAL SERVICE FUNDS
 FOR YEAR ENDED JUNE 30, 2001**

	<u>Internal Service Rotary</u>	<u>Intra- District Services</u>	<u>Administrative Services Health Ins</u>	<u>Administrative Services Work/Comp</u>	<u>Total</u>
Operating Revenues					
Extracurricular Activities	\$	\$115,824	\$	\$	\$115,824
Classroom Materials and Fees		1,102,434			1,102,434
Charges for Services			26,325,320	4,945,888	31,271,208
Miscellaneous Revenues	21,045	22,686			43,731
Total Operating Revenues	<u>21,045</u>	<u>1,240,944</u>	<u>26,325,320</u>	<u>4,945,888</u>	<u>32,533,197</u>
Operating Expenses					
Personal Services				2,221,963	2,221,963
Purchased Services		209,911	26,252,455	(3,466,178)	22,996,188
Supplies and Materials		1,011,002			1,011,002
Miscellaneous	30,382				30,382
Total Operating Expenses	<u>30,382</u>	<u>1,220,913</u>	<u>26,252,455</u>	<u>(1,244,215)</u>	<u>26,259,535</u>
Operating Income (Loss)	(9,337)	20,031	72,865	6,190,103	6,273,662
Non-Operating Revenue(Expense)					
Earnings on Investments			216,781	376,405	593,186
Total Non-Operating Revenues	<u>0</u>	<u>0</u>	<u>216,781</u>	<u>376,405</u>	<u>593,186</u>
Net Income (Loss)	(9,337)	20,031	289,646	6,566,508	6,866,848
Retained Earnings July 1, 2000	13,955	562,133	(1,251,123)	(983,359)	(1,658,394)
Retained Earnings June 30, 2001	<u><u>\$4,618</u></u>	<u><u>\$582,164</u></u>	<u><u>(\$961,477)</u></u>	<u><u>\$5,583,149</u></u>	<u><u>\$5,208,454</u></u>

**TOLEDO CITY SCHOOL DISTRICT, OHIO
COMBINING STATEMENT OF CASH FLOWS - PROVIDED (USED)
INTERNAL SERVICE FUNDS
FOR YEAR ENDED JUNE 30, 2001**

	Internal Service Rotary	Intra- District Services	Administrative Services Health Ins	Administrative Services Work/Comp	Total Internal Service
Operating Activities:					
Reconciliation of Operating Income to Net Cash Flows from Operating Activities:					
Operating Income (Loss)	(\$9,337)	\$20,031	\$72,865	\$6,190,103	\$6,273,662
(Increase) in Accounts Receivable		(3,579)	(729)		(4,308)
(Increase) in Mats & Supplies Invent		(16,099)			(16,099)
Inc(Dec) in Accounts Payable		16,259	(536,674)	13,567	(506,848)
Increase in Accrued Wages & Benef			1,420,396		1,420,396
(Decrease) in Due To Other Governr		(3,200)		(3,576,638)	(3,579,838)
(Increase) in Due From Other Govern		(11,922)			(11,922)
Other Non-Operating Revenues		0	0	0	0
Net Cash Provided (Used) by Operating Activities	<u>(9,337)</u>	<u>1,490</u>	<u>955,858</u>	<u>2,627,032</u>	<u>3,575,043</u>
Noncapital Financing Activities:					
Interfund Loans - Received					0
Interfund Loans - Paid					0
Net Cash Provided (Used) by Noncapital Financing Activities	<u>0</u>	<u>0</u>	<u>0</u>	<u>0</u>	<u>0</u>
Capital and Related Financing Activities	0				0
Net Cash Provided (Used) by Capital & Related Financing Activities	<u>0</u>	<u>0</u>	<u>0</u>	<u>0</u>	<u>0</u>
Investing Activities:					
Interest on Investments			216,781	376,405	593,186
Net Cash Provided (Used) by Investing Activities	<u>0</u>	<u>0</u>	<u>216,781</u>	<u>376,405</u>	<u>593,186</u>
Net Cash Provided (Used) by All Activities	<u>(9,337)</u>	<u>1,490</u>	<u>1,172,639</u>	<u>3,003,437</u>	<u>4,168,229</u>
Cash Balance Beginning of Period	13,955	233,055	3,448,814	5,475,918	9,171,742
Cash Balance End of Period	<u>\$4,618</u>	<u>\$234,545</u>	<u>\$4,621,453</u>	<u>\$8,479,355</u>	<u>\$13,339,971</u>

FIDUCIARY FUNDS

Expendable Trust Fund

Special Trusts: A fund used to account for money and property held in trust by a school system for individuals, government entitled or non-public organizations. This is an expendable trust fund where the principal and interest earned may be expended. The fund is also used to account for uncashed outstanding checks. Those checks are written off, and held in this fund until the entitled party places a legitimate claim or the statute of limitations prevails.

Non-Expendable Trust Fund

Endowments: A fund used to account for money, securities, or lands which have been set aside as an investment for public school purposes. The income from such a fund may be expended, but the principal must remain intact.

Agency Funds

Pell Grant Fund: A fund used to account for those assets held by a school district as an agent for individuals, private organization, other governmental units, and/or other funds. Agency funds could include a central payroll account, and funds for a teacher or a parent-teacher organization. In an agency fund, assets equal liabilities, and the fund balance is usually zero.

Student Managed Activity Fund: A fund provided to account for those student activity programs which have student participation in the activity and have students involved in the management of the program. The fund typically includes those student activities that consist of a student body, student president, student treasurer, and faculty advisor.

**TOLEDO CITY SCHOOL DISTRICT, OHIO
 COMBINING BALANCE SHEET
 TRUST AND AGENCY FUNDS
 JUNE 30, 2001**

	Expendable Trust	Non- Expendable Trust	Agency		Total
			Pell Grant	Student Activity	
ASSETS					
Pooled Cash and Cash Equivalents	\$1,053,923	\$823,866	\$0	\$475,304	\$2,353,093
Receivables (Net of Allowances for Uncollectibles)					
Accounts		100		323	423
Due From Other Governments			72,645		72,645
TOTAL ASSETS	<u>\$1,053,923</u>	<u>\$823,966</u>	<u>\$72,645</u>	<u>\$475,627</u>	<u>\$2,426,161</u>
LIABILITIES & FUND EQUITY					
Liabilities					
Accounts Payable	1,942			6,761	8,703
Due to Student Organizations				468,866	468,866
Due to Grant Recipients			72,645		72,645
Due to Other Governments	700				700
Total Liabilities	<u>2,642</u>	<u>0</u>	<u>72,645</u>	<u>475,627</u>	<u>550,914</u>
Equity:					
Fund Balances:					
Reserved for Encumbrances	2,180				2,180
Reserved for Endowments		502,592			502,592
Unreserved:					
Undesignated	1,049,101	321,374			1,370,475
Total Fund Equity	<u>1,051,281</u>	<u>823,966</u>	<u>0</u>	<u>0</u>	<u>1,875,247</u>
TOTAL LIABILITIES & FUND EQUITY	<u>\$1,053,923</u>	<u>\$823,966</u>	<u>\$72,645</u>	<u>\$475,627</u>	<u>\$2,426,161</u>

TOLEDO CITY SCHOOL DISTRICT, OHIO
COMBINING STATEMENT OF CHANGES IN ASSETS AND LIABILITIES
AGENCY FUNDS
FOR YEAR ENDED JUNE 30, 2001

	Balance at July 1, 2000	Additions	Deductions	Balance at June 30, 2001
<u>Pell Grant Fund</u>				
Assets:				
Pooled Cash and Cash Equivalents	\$0	\$174,654	\$174,654	\$0
Due from Other Governments		72,645		72,645
Accounts Receivable	2,351		2,351	0
Total Assets	<u>\$2,351</u>	<u>\$247,299</u>	<u>\$177,005</u>	<u>\$72,645</u>
Liabilities:				
Due to Grant Recipient	\$1,823	\$72,645	\$1,823	\$72,645
Due to Other Governments	528		528	0
Total Liabilities	<u>\$2,351</u>	<u>\$72,645</u>	<u>\$2,351</u>	<u>\$72,645</u>
<u>Student Activities Fund</u>				
Assets:				
Pooled Cash and Cash Equivalents	\$446,714	\$665,290	\$636,700	\$475,304
Accounts Receivable	10,579	323	10,579	323
Total Assets	<u>\$457,293</u>	<u>\$665,613</u>	<u>\$647,279</u>	<u>\$475,627</u>
Liabilities:				
Accounts Payable	\$14,196	\$6,761	\$14,196	\$6,761
Due to Student Organizations	443,097	468,866	443,097	468,866
Total Liabilities	<u>\$457,293</u>	<u>\$475,627</u>	<u>\$457,293</u>	<u>\$475,627</u>
<u>Summary - All Agency Funds</u>				
Assets:				
Pooled Cash and Cash Equivalents	\$446,714	\$839,944	\$811,354	\$475,304
Accounts Receivable	12,930	323	12,930	323
Due from Other Governments		72,645		72,645
Total Assets	<u>\$459,644</u>	<u>\$912,912</u>	<u>\$824,284</u>	<u>\$548,272</u>
Liabilities:				
Accounts Payable	\$14,196	\$6,761	\$14,196	\$6,761
Due to Grant Recipient	1,823	72,645	1,823	72,645
Due to Student Organizations	443,097	468,866	443,097	468,866
Due to Other Governments	528		528	0
Total Liabilities	<u>\$459,644</u>	<u>\$548,272</u>	<u>\$459,644</u>	<u>\$548,272</u>

GENERAL FIXED ASSET ACCOUNT GROUP

The General Fixed Asset Account Group accounts for the cost of long-lived assets utilized by governmental fund types.

**TOLEDO CITY SCHOOL DISTRICT, OHIO
SCHEDULE OF GENERAL FIXED ASSETS
BY SOURCE
JUNE 30, 2001**

Land and Improvements	\$ 16,506,567
Buidlngs	135,467,722
Furniture and Equipment	52,122,234
Vehicles	9,924,244
Library Books	7,233,211
Total General Fixed Assets	\$ <u>221,253,978</u>
Investment in General Fixed Assets for Fiscal Year Ended June 30, 2001	
General Fund	\$ 6,047,260
Special Revenue Funds	10,100,528
Capital Project Funds	53,742,511
Expendable Trust Fund	11,610
Acquisitions Before July 2, 1989	151,352,069
Total Fixed Assets	\$ <u>\$221,253,978</u>

**TOLEDO CITY SCHOOL DISTRICT, OHIO
SCHEDULE OF GENERAL FIXED ASSETS
BY FUNCTION AND TYPE
June 30, 2001**

	<u>Instruction</u>	<u>Administration</u>	<u>Operation and Maintenance of Plant Services</u>	<u>Transportation Services Pupils</u>	<u>Total General Fixed Assets</u>
Land and Improvements	\$ 14,828,911	\$ 1,466,581	\$ 150,953	\$ 60,122	\$ 16,506,567
Buildings	126,568,438	8,147,213	478,701	273,370	135,467,722
Furniture and Equipment	42,311,014	8,483,047	971,447	356,726	52,122,234
Vehicles	1,134,200	641,272	739,696	7,409,076	9,924,244
Library Books	7,233,211				7,233,211
Total	<u>\$ 192,075,774</u>	<u>\$ 18,738,113</u>	<u>\$ 2,340,797</u>	<u>\$ 8,099,294</u>	<u>\$ 221,253,978</u>

**TOLEDO CITY SCHOOL DISTRICT, OHIO
SCHEDULE OF CHANGES IN GENERAL FIXED ASSETS
BY ACTIVITY
FOR YEAR ENDED JUNE 30, 2001**

	<u>Balance July 1, 2000</u>	<u>Additions</u>	<u>Deletions</u>	<u>Balance June 30, 2001</u>
Instruction	\$ 189,262,600	\$ 4,034,775	\$ 1,221,601	\$ 192,075,774
Administration	18,323,296	482,965	68,148	18,738,113
Operation and Maintenance of Plant Service	2,311,583	29,214	0	2,340,797
Transportation Services	8,099,294	0	0	8,099,294
Total	<u>\$ 217,996,773</u>	<u>\$ 4,546,954</u>	<u>\$ 1,289,749</u>	<u>\$ 221,253,978</u>

THIS PAGE INTENTIONALLY LEFT BLANK

STATISTICAL SECTION

**TABLE 1
TOLEDO CITY SCHOOL DISTRICT, OHIO
GENERAL GOVERNMENTAL REVENUES BY SOURCE (1)
LAST TEN FISCAL YEARS**

	<u>1992</u>	<u>1993</u>	<u>1994</u>	<u>1995</u>
Revenues:				
Taxes	\$79,318,188	\$89,090,163	\$86,188,199	\$88,247,834
Tuition	765,485	947,737	898,506	935,249
Transportation Fees	110,088	168,553	152,223	215,476
Earnings on Investments	1,181,296	999,559	1,007,960	1,637,515
Extracurricular Activities	0	0	0	0
Class Materials & Fees	144,485	124,433	127,219	66,624
State Sources	91,609,013	96,711,639	95,194,757	94,950,063
Federal Sources	75,921	117,247	142,213	602,953
Miscellaneous Receipts	1,040,462	960,873	1,320,060	1,750,789
Total Revenue	<u>\$174,244,938</u>	<u>\$189,120,204</u>	<u>\$185,031,137</u>	<u>\$188,406,503</u>

Source: Toledo City School District records

(1) Includes revenue of the General Fund only.

**TABLE 2
TOLEDO CITY SCHOOL DISTRICT, OHIO
GENERAL GOVERNMENTAL EXPENDITURES BY FUNCTION (1)
LAST TEN FISCAL YEARS**

	<u>1992</u>	<u>1993</u>	<u>1994</u>	<u>1995</u>
Expenditures:				
Instruction	\$100,615,224	\$109,271,987	\$112,909,452	\$109,869,478
Supporting Services	62,642,640	66,950,845	69,355,813	66,085,177
Community Services	4,535,393	712,011	2,013,044	3,304,206
Extracurricular Activities	2,217,172	2,318,950	2,556,161	2,362,786
Facilities Acquisition	172,852	185,779	301,946	97,558
Debt Service	397,627	441,568	160,368	95,446
Total Expenditures	<u>\$170,580,908</u>	<u>\$179,881,140</u>	<u>\$187,296,784</u>	<u>\$181,814,651</u>

Source: Toledo City School District records

(1) Includes expenditures of the General Fund only.

1996	1997	1998	1999	2000	2001
\$85,599,187	\$86,601,429	\$87,157,230	\$90,238,184	\$89,412,273	\$95,233,099
1,275,151	1,490,656	1,113,495	1,403,972	1,109,732	785,970
195,991	240,554	196,481	188,280	183,229	298,867
1,696,619	2,011,130	2,100,461	2,309,758	2,497,587	3,077,894
0	0	0	0	1,083	60
137,521	221,400	233,556	224,272	259,694	215,101
103,645,981	108,965,840	120,979,796	140,139,521	148,301,871	157,769,579
1,779,663	887,251	1,943,738	1,167,623	844,330	754,365
2,472,435	2,072,493	3,919,009	2,357,053	8,986,686	2,282,503
<u>\$196,802,548</u>	<u>\$202,490,753</u>	<u>\$217,643,766</u>	<u>\$238,028,663</u>	<u>\$251,596,485</u>	<u>\$260,417,438</u>

1996	1997	1998	1999	2000	2001
\$115,363,855	\$119,995,630	\$125,443,648	\$141,037,839	\$138,693,350	\$140,789,559
70,297,465	75,157,736	81,162,642	89,923,159	93,480,267	90,471,629
4,511,480	7,615,117	4,399,500	6,422,635	8,661,983	6,743,647
2,472,384	2,475,374	2,486,785	2,516,050	2,566,882	2,321,515
288,717	85,368	281,131	298,043	330,972	97,074
104,931	227,428	407,563	450,977	812,973	596,861
<u>\$193,038,832</u>	<u>\$205,556,653</u>	<u>\$214,181,269</u>	<u>\$240,648,703</u>	<u>\$244,546,427</u>	<u>\$241,020,285</u>

**TABLE 3
TOLEDO CITY SCHOOL DISTRICT, OHIO
PROPERTY TAX LEVIES AND COLLECTIONS
LAST TEN COLLECTION (CALENDAR) YEARS**

Year	Total Current Taxes Levied	Taxes Collected	Percent of Levy Collected	Delinquencies Collected	Total Taxes Collected	Percent of Total Collections to Levy	Outstanding Delinquent Taxes	Percent of Outstanding Delinquent Taxes to Levy
1992	\$106,840,942	\$100,783,889	94.33%	\$4,287,575	\$105,071,464	98.34%	\$17,235,498	16.13%
1993	\$106,228,775	\$99,784,057	93.93%	\$4,115,911	\$103,899,968	97.81%	\$18,467,837	17.38%
1994	\$103,926,015	\$98,903,860	95.17%	\$3,929,382	\$102,833,242	98.95%	\$18,561,846	17.86%
1995	\$103,455,187	\$98,556,816	95.27%	\$4,811,031	\$103,367,847	99.92%	\$18,348,332	17.74%
1996	\$103,048,502	\$99,082,894	96.15%	\$4,585,289	\$103,668,183	100.60%	\$12,874,534	12.49%
1997	\$102,701,500	\$98,205,962	95.62%	\$3,875,476	\$102,081,438	99.40%	\$13,406,424	13.05%
1998	\$103,467,500	\$100,599,670	97.23%	\$4,741,811	\$105,341,481	101.81%	\$13,406,424	12.96%
1999	\$103,012,500	\$103,607,334	100.58%	\$4,080,726	\$107,688,060	104.54%	\$11,908,071	11.56%
2000	\$103,452,500	\$99,726,726	96.40%	\$3,893,076	\$103,619,802	100.16%	\$10,835,239	10.47%
2001	\$120,443,000	\$116,837,921	97.01%	\$4,688,232	\$121,526,153	100.90%	\$14,172,596	11.77%

Source: Lucas County Auditor - Data is maintained by the county auditor on a calendar year basis.

TABLE 4
TOLEDO CITY SCHOOL DISTRICT, OHIO
ASSESSED AND ESTIMATED ACTUAL VALUE OF TAXABLE PROPERTY
LAST TEN COLLECTION (CALENDAR) YEARS
(AMOUNTS IN THOUSANDS)

<u>Year</u>	<u>Real Property</u>		<u>Personal Property</u>		<u>Public Utility</u>		<u>Total</u>		<u>Ratio (%)</u>
	<u>Assessed Value</u>	<u>Estimated Actual Value</u>	<u>Assessed Value</u>	<u>Estimated Actual Value</u>	<u>Assessed Value</u>	<u>Estimated Actual Value</u>	<u>Assessed Value</u>	<u>Estimated Actual Value</u>	
1992	\$1,718,603	\$4,910,294	\$364,256	\$1,256,055	\$271,944	\$906,480	\$2,354,803	\$7,072,829	33.29%
1993	\$1,709,998	\$4,885,709	\$346,117	\$1,193,507	\$281,703	\$971,390	\$2,337,818	\$7,050,605	33.16%
1994	\$1,709,223	\$4,883,494	\$321,444	\$1,190,533	\$282,173	\$1,045,085	\$2,312,840	\$7,119,113	32.49%
1995	\$1,758,672	\$5,024,777	\$327,434	\$1,259,362	\$279,079	\$1,033,626	\$2,365,185	\$7,317,765	32.32%
1996	\$1,751,799	\$5,005,140	\$329,831	\$1,319,324	\$265,569	\$983,589	\$2,347,199	\$7,308,053	32.12%
1997	\$1,744,976	\$4,985,646	\$338,850	\$1,355,400	\$243,656	\$974,624	\$2,327,482	\$7,315,670	31.82%
1998	\$1,860,408	\$5,315,451	\$347,725	\$1,390,900	\$245,271	\$981,084	\$2,453,404	\$7,687,435	31.91%
1999	\$1,861,928	\$5,319,794	\$353,093	\$1,412,372	\$237,960	\$951,840	\$2,452,981	\$7,684,006	31.92%
2000	\$1,875,031	\$5,357,231	\$367,785	\$1,471,140	\$223,891	\$895,564	\$2,466,707	\$7,723,935	31.94%
2001	\$2,320,805	\$6,630,871	\$366,623	\$1,466,492	\$225,416	\$901,664	\$2,912,844	\$8,999,027	32.37%

Source: Lucas County Auditor

**TABLE 5
 TOLEDO CITY SCHOOL DISTRICT, OHIO
 PROPERTY TAX RATES (PER \$1,000 OF ASSESSED VALUATION)
 DIRECT & OVERLAPPING GOVERNMENTS
 LAST TEN COLLECTION (CALENDAR) YEARS**

	1992	1993	1994	1995	1996	1997	1998	1999	2000	2001
Toledo City School District	58.80	58.60	57.80	57.70	57.80	57.80	57.80	57.80	57.80	63.00
Townships:										
Harding	3.30	3.30	3.30	3.30	3.30	3.30	3.30	3.30	3.30	3.30
Spencer	4.50	4.50	4.50	4.50	4.50	6.00	6.00	6.00	6.00	6.00
Municipalities:										
City of Toledo	4.40	4.40	4.40	4.40	4.40	4.40	4.40	4.40	4.40	4.40
Village of Ottawa Hills	4.10	4.10	4.10	4.10	4.10	4.10	4.10	4.10	4.10	4.10
Lucas County	17.30	17.30	17.30	17.30	17.30	17.35	17.35	17.35	17.35	17.80

Source: Lucas County Auditor

**TABLE 6
TOLEDO CITY SCHOOL DISTRICT, OHIO
RATIO OF NET GENERAL BONDED DEBT TO ASSESSED VALUE AND
NET BONDED DEBT PER CAPITA
LAST TEN COLLECTION YEARS**

Collection Year	Population (1)	Assessed Value (2) (in 000)	Gross Bonded Debt (3) (in 000)	Less Debt Service Fund (3) (in 000)	Net Bonded Debt (3) (IN 000)	Ratio of Net Bonded Debt to Assessed Value	Net Bonded Debt Per Capita
1992	332,943	\$2,354,803	\$5,000	\$2,448	\$2,552	0.1%	\$8
1993	332,943	\$2,337,818	\$9,530	\$2,297	\$7,233	0.3%	\$22
1994	332,943	\$2,312,840	\$6,925	\$1,107	\$5,818	0.3%	\$17
1995	325,767	\$2,365,185	\$5,200	\$82	\$5,118	0.2%	\$16
1996	325,767	\$2,347,199	\$4,440	\$90	\$4,350	0.2%	\$13
1997	325,767	\$2,327,482	\$3,640	\$86	\$3,554	0.2%	\$11
1998	325,767	\$2,453,404	\$2,795	\$86	\$2,709	0.1%	\$8
1999	325,767	\$2,452,981	\$1,910	\$87	\$1,823	0.1%	\$6
2000	325,767	\$2,466,707	\$980	\$85	\$895	0.04%	\$3
2001	313,619	\$2,912,844	\$0	\$94	\$0	0.00%	\$0

Source: (1) U.S. Bureau of the Census
(2) Lucas County Auditor
(3) Toledo City School Records

**TABLE 7
 TOLEDO CITY SCHOOL DISTRICT, OHIO
 COMPUTATION OF LEGAL DEBT MARGIN
 (AMOUNTS IN 000)**

Total Assessed Property Value		\$2,912,844
Voted and Unvoted Debt Limit - 9% of Assessed Valuation		\$262,156
Total Unvoted Debt Outstanding	\$1,811	
Less: Exempted Debt:		
Bond Anticipation Note	\$1,398	
Abestos removal notes- E.P.A.	<u>413</u>	
	<u>\$1,811</u>	
Net Subject to 9% Limit		0
Total Legal Voted and Unvoted Debt Margin		<u><u>\$262,156</u></u>

Source: Toledo City School District records

**TABLE 8
TOLEDO CITY SCHOOL DISTRICT, OHIO
RATIO OF ANNUAL DEBT SERVICE EXPENDITURES
FOR GENERAL BONDED DEBT TO TOTAL GENERAL EXPENDITURES**

<u>Fiscal Year</u>	<u>Principal</u>	<u>Interest</u>	<u>Total Debt Service (1)</u>	<u>(2) Total General Expenditures</u>	<u>Ratio of Debt Service to General Expenditures</u>
1992	\$2,000,000	\$338,750	\$2,338,750	\$170,580,908	1.17%
1993	\$2,000,000	\$194,376	\$2,194,376	\$179,881,140	1.11%
1994	\$2,605,000	\$529,299	\$3,134,299	\$187,296,784	1.39%
1995	\$1,725,000	\$333,721	\$2,058,721	\$181,814,651	0.95%
1996	\$760,000	\$270,347	\$1,030,347	\$193,038,832	0.39%
1997	\$800,000	\$230,448	\$1,030,448	\$205,556,653	0.39%
1998	\$845,000	\$188,447	\$1,033,447	\$214,181,269	0.39%
1999	\$885,000	\$144,085	\$1,029,085	\$240,648,703	0.37%
2000	\$930,000	\$49,918	\$979,918	\$244,546,427	0.38%
2001	\$980,000	\$51,940	\$1,031,940	\$241,020,285	0.41%

Source: Toledo City School District Records

(1) Includes all general obligation bond debt service.

(2) Includes General Fund only.

**TABLE 9
 TOLEDO CITY SCHOOL DISTRICT, OHIO
 COMPUTATION OF DIRECT AND OVERLAPPING DEBT
 (AMOUNTS IN 000)**

<u>Governmental Unit</u>	<u>General Obligation Debt</u>	<u>Percent Applicable to School District</u>	<u>Amount Applicable to School District</u>
Direct:			
Toledo City School District	\$413	100.0%	\$413
Overlapping:			
City of Toledo	90,743	71.3%	64,718
Lucas County	<u>26,990</u>	37.5%	<u>10,110</u>
Total	<u><u>\$118,146</u></u>		<u><u>\$75,241</u></u>

Source: Lucas County Auditor

**TABLE 10
TOLEDO CITY SCHOOL DISTRICT, OHIO
DEMOGRAPHIC STATISTICS**

Fiscal Year	(1) Population	(2) School Enrollment	(3) Unemployment Rate
1992	332,943	39,415	9.1%
1993	332,943	39,021	7.8%
1994	332,943	39,754	6.4%
1995	325,767	38,933	4.7%
1996	325,767	39,471	5.3%
1997	325,767	39,565	4.8%
1998	325,767	38,701	4.7%
1999	325,767	37,656	4.4%
2000	325,767	37,313	4.4%
2001	313,619	37,315	5.7%

1. U.S. Bureau of Census
2. Toledo City School District records
3. Ohio Department of Job and Family Services

**TABLE 11
 TOLEDO CITY SCHOOL DISTRICT, OHIO
 PROPERTY VALUES, CONSTRUCTION ACTIVITY,
 AND BANK DEPOSITS
 LAST TEN YEARS
 (AMOUNTS IN 000)**

Tax Collection Year	Assessed Value (1)	Construction (1)	Bank Deposits (2)
1991	\$3,106,051	180,942	\$4,856,721
1992	\$3,227,440	271,865	\$4,809,447
1993	\$3,196,025	171,410	\$5,503,260
1994	\$3,162,415	87,299	\$5,411,410
1995	\$3,277,973	79,246	\$5,552,727
1996	\$3,253,639	115,087	\$3,337,234
1997	\$3,451,237	143,736	\$4,616,910
1998	\$3,450,882	160,835	\$4,958,332
1999	\$3,472,027	207,353	\$5,564,096
2000	\$4,084,142	109,770	\$1,561,916

(1) Amounts represent the City of Toledo
 Source: City of Toledo

(2) Amounts represent City of Toledo
 Source: Federal Reserve

**TABLE 12
TOLEDO CITY SCHOOL DISTRICT, OHIO
PRINCIPAL PROPERTY TAXPAYERS
(AMOUNTS IN 000)**

<u>Real Property</u>	<u>Assessed Valuation</u>	<u>% of Total Taxable Valuation</u>
Toledo Edison	\$112,289	6.0%
Columbia Gas of Ohio	51,391	2.7%
Ohio Bell Telephone	43,023	2.3%
St . Vincent Medical Center	24,232	1.3%
Owens-Illinois	19,335	1.0%
S-S-C Company	7,985	0.4%
A.E.R.C.	7,712	0.4%
Toledo Hospital	6,736	0.4%
Medical College of Ohio	6,396	0.3%
Developers Diversified Realty Corp.	5,482	0.3%
	<u>\$284,581</u>	<u>15.2%</u>
 <u>Personal Property</u>		
Chrysler Corporation	\$35,797	2.4%
General Mills	22,909	1.6%
Block Communications	11,563	0.8%
Seaway Foodtown, Inc.	9,638	0.7%
Libbey, Inc.	8,728	0.6%
Amerisource Corporation	5,709	0.4%
Textile Leather Corpotation	5,197	0.4%
Libbey Owens Ford	4,944	0.3%
Heath Care & Retirement	4,693	0.3%
Johnson Controls, Inc.	4,054	0.3%
	<u>\$113,232</u>	<u>7.7%</u>

Source: Lucas County Auditor

TABLE 13
TOLEDO CITY SCHOOL DISTRICT, OHIO
TOLEDO AREA EMPLOYERS OF 1,000 OR MORE

	<u>Employer</u>	<u>Number of Employees</u>	<u>Business</u>
1 .	ProMedica Health Systems	12,000	Medical Facilities
2 .	Mercy Health Partners	7,377	Hospital
3 .	Daimler-Chrysler - Jeep	5,400	Automotive/Manufacturing
4 .	Toledo Public Schools	5,398	Education
5 .	The University of Toledo	5,000	Education
6 .	Foodtown, Inc.	4,300	Retail Grocery
7 .	Lucas County	4,144	Government
8 .	General Motors - Power Train	4,092	Automotive/Manufacturing
9 .	Sauder Woodworking Co.	3,600	Furniture/Cabinets
10 .	Medical College of Ohio	3,500	Hospital
11 .	The Andersons	3,500	Grain/Retail
12 .	The City of Toledo	2,960	Government
13 .	Kroger, Inc.	2,667	Retail Grocery
14 .	The State of Ohio	2,250	Government
15 .	Meijers	2,174	Retail Grocery
16 .	United Parcel Services	2,116	Mail Service
17 .	Daimler-Chrysler - Machining Plant	2,010	Automotive/Manufacturing
18 .	Lott Industries	1,996	Packaging Services
19 .	U.S. Postal Service	1,699	Postal/Government
20 .	St. Luke's Hospital	1,625	Hospital
21 .	Owens Community College	1,600	Education
22 .	Bennett Enterprises	1,500	Restaurants/Hotels
23 .	HCR Manor Care	1,433	Health Care Services
24 .	Libbey-Owens-Ford Inc.	1,404	Glass Manufacturing
25 .	Dana Corporation	1,200	Automotive Parts
26 .	Owens-Illinois, Inc.	1,158	Glass Manufacturing
27 .	Cooper Standard Automotive	1,114	Automotive Parts
28 .	Owens-Corning Fiberglas Corporation	1,100	Glass Manufacturing
29 .	NFO Research	1,006	Market Research
30 .	BAX Global	1,000	Freght Forwarders
31 .	YMCA of Greater Toledo	1,000	Service Organization

Source: Toledo Area Chamber of Commerce

**TABLE 14
TOLEDO CITY SCHOOL DISTRICT, OHIO
MISCELLANEOUS STATISTICAL DATA**

Year of Incorporation:	1837
Form of Government:	School Board/President
Area of District:	72 square miles

Population:	313,619
-------------	---------

Number of Schools

Elementary Schools	44
Jr. High Schools	7
High Schools	7
Special Schools	<u>11</u>
Total	<u><u>69</u></u>

Enrollment

Elementary	22,049
Jr. High	9,533
High	5,408
Special	<u>325</u>
Total	<u><u>37,315</u></u>

Number of Teachers, Levels of Degree and Years of Experience

<u>Degree</u>	<u>Education Number of Teachers</u>	<u>% of Total</u>
Doctorate	12	0.44%
Master's & Specialist's	1,102	40.72%
Bachelor's	<u>1,592</u>	<u>58.83%</u>
Total	<u><u>2,706</u></u>	<u><u>100.00%</u></u>

<u>Years of Experience</u>	<u>Education Number of Teachers</u>	<u>% of Total</u>
0 - 5.5	629	23.24%
6 - 10.5	436	16.11%
11 - 15.5	387	14.30%
16 - 20.5	348	12.86%
21 - 25.5	431	15.93%
26 - Over	<u>475</u>	<u>17.55%</u>
Total	<u><u>2,706</u></u>	<u><u>100.00%</u></u>

Source: Toledo City School District records



STATE OF OHIO
OFFICE OF THE AUDITOR

JIM PETRO, AUDITOR OF STATE

88 East Broad Street
P.O. Box 1140
Columbus, Ohio 43216-1140
Telephone 614-466-4514
800-282-0370
Facsimile 614-466-4490

TOLEDO CITY SCHOOL DISTRICT

LUCAS COUNTY

CLERK'S CERTIFICATION

This is a true and correct copy of the report which is required to be filed in the Office of the Auditor of State pursuant to Section 117.26, Revised Code, and which is filed in Columbus, Ohio.

Susan Babbitt

CLERK OF THE BUREAU

**CERTIFIED
JANUARY 29, 2002**